

17. TEST PHOTOGRAPHS

See following Attached Pages for setup photographs.





FCC ID: QMNRM-383		HAC (RF EMISSIONS) TEST REPORT		Reviewed by: Quality Manager
HAC Filename: 0802250206.QMN	Test Dates: February 25-27, 2008	EUT Type: Cellular PCS CDMA Phone with EVDO and Bluetooth (BT2.0 + EDR)	Page 68 of 70	



Figure 17-1
Ear Reference Point HAC Phantom Alignment



Figure 17-2
HAC Phantom Plane Alignment

FCC ID: QMNRM-383		HAC (RF EMISSIONS) TEST REPORT		Reviewed by: Quality Manager
HAC Filename: 0802250206.QMN	Test Dates: February 25-27, 2008	EUT Type: Cellular PCS CDMA Phone with EVDO and Bluetooth (BT2.0 + EDR)	Page 69 of 70	

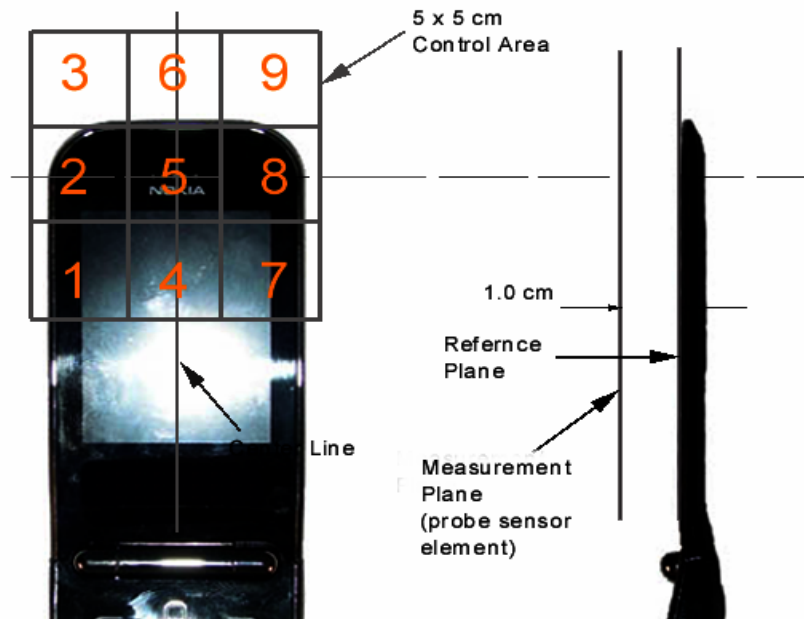




Figure 17-3
5x5 Scan grid above WD



Figure 17-4
E-Field WD Scan overlay



Figure 17-5
H-Field WD Scan overlay

FCC ID: QMNRM-383	 PCTEST ENGINEERING LABORATORY, INC.	HAC (RF EMISSIONS) TEST REPORT		Reviewed by: Quality Manager
HAC Filename: 0802250206.QMN	Test Dates: February 25-27, 2008	EUT Type: Cellular PCS CDMA Phone with EVDO and Bluetooth (BT2.0 + EDR)		Page 70 of 70