

Test Setup photos for RM-376 SAR Compliance Test Report

Test report no.:	SD_SAR_0822_02	Date of report:	2008-05-30
Template version:	9.0	Number of pages:	5
Testing laboratory:	TCC Nokia San Diego Laboratory 12278 Scripps Summit Drive SAN DIEGO CA. 92131 USA Tel. +1 858 831 5000 Fax. +1 858 831 6500	Client:	Nokia Corporation 12278 Scripps Summit Drive SAN DIEGO CA. 92131 USA Tel. +1 858 831 5000 Fax. +1 858 831 6500
Responsible test engineer:	Jose Gomez	Product contact person:	Mary Washington
Measurements made by:	Jose Gomez		
Tested device:	RM-376		
FCC ID:	QMNRM-376	IC:	
Supplement reports:	SD_SAR_0822_01		
Testing has been carried out in accordance with:	47CFR §2.1093 Radiofrequency Radiation Exposure Evaluation: Portable Devices FCC OET Bulletin 65 (Edition 97-01), Supplement C (Edition 01-01) Evaluating Compliance with FCC Guidelines for Human Exposure to Radiofrequency Electromagnetic Fields RSS-102 Evaluation Procedure for Mobile and Portable Radio Transmitters with Respect to Health Canada's Safety Code 6 for Exposure of Humans to Radio Frequency Fields IEEE 1528 - 2003 IEEE Recommended Practice for Determining the Peak Spatial-Average Specific Absorption Rate (SAR) in the Human Head from Wireless Communications Devices: Measurement Technique		
Documentation:	The documentation of the testing performed on the tested devices is archived for 15 years at TCC San Diego.		
Test results:	The tested device complies with the requirements in respect of all parameters subject to the test. The test results and statements relate only to the items tested. The test report shall not be reproduced except in full, without written approval of the laboratory.		

Date and signatures:



For the contents:

Jose Gomez
Certification Test Engineer

2008-05-30

CONTENTS

1. SUMMARY OF SAR TEST REPORT	3
1.1 TEST DETAILS.....	3
1.2 PICTURE OF THE DEVICE.....	3
2. TEST POSITIONS	4
2.1 AGAINST PHANTOM HEAD	4
2.2 BODY WORN CONFIGURATION	5

1. SUMMARY OF SAR TEST REPORT

1.1 Test Details

Period of test	2008-05-28 to 2008-05-29
SN, HW and SW numbers of tested device	SN: A00000014076A6, HW: 2200 SW: SH_0000T_GEN_151, DUT: 3081
Batteries used in testing	BL-5BT, DUT: 3082, 3083
Headsets used in testing	HS-9, DUT: 12481
Other accessories used in testing	
State of sample	Prototype unit
Notes	-

1.2 Picture of the Device



2. TEST POSITIONS

2.1 Against Phantom Head

Measurements were made in “cheek” and “tilt” positions on both the left hand and right hand sides of the phantom.

The positions used in the measurements were according to IEEE 1528 - 2003 "IEEE Recommended Practice for Determining the Peak Spatial-Average Specific Absorption Rate (SAR) in the Human Head from Wireless Communications Devices: Measurement Techniques".




Photo of the device in “cheek” position




Photo of the device in “tilt” position

2.2 Body Worn Configuration

The device was placed in the SPEAG holder using the Nokia spacer and placed below the flat section of the phantom. The distance between the device and the phantom was kept at the separation distance indicated in the photo below using a separate flat spacer that was removed before the start of the measurements. The device was oriented with both sides facing the phantom to find the highest results.




Photo of the device positioned for Body SAR measurement.
The spacer was removed for the tests.