



8. SETUP PHOTOS

ANTENNA PORT CONDUCTED RF MEASUREMENT SETUP




RADIATED RF MEASUREMENT SETUP




RADIATED BACK PHOTO OF 11dBi MONOPOLE AND 10 dBi YAGI




RADIATED FRONT PHOTO OF 8.5 dBi OMNI PATCH AND 8 dBi DIRECTIONAL PATCH



RADIATED BACK PHOTO OF 8.5 dBi OMNI PATCH AND 8 dBi
DIRECTIONAL PATCH



POWERLINE CONDUCTED EMISSIONS MEASUREMENT SETUP





END OF REPORT