

Figure 3
Inside of the EUT



Figure 4
Inside of the EUT



Figure 5
Inside of the EUT



Figure 6
Components Side of the PCB




Figure 7
Components Side of the PCB




Figure 8
Components Side of the PCB




Figure 9
Components Side of the PCB




Figure 10
Components Side of the PCB

