


# Manual for GKB641B

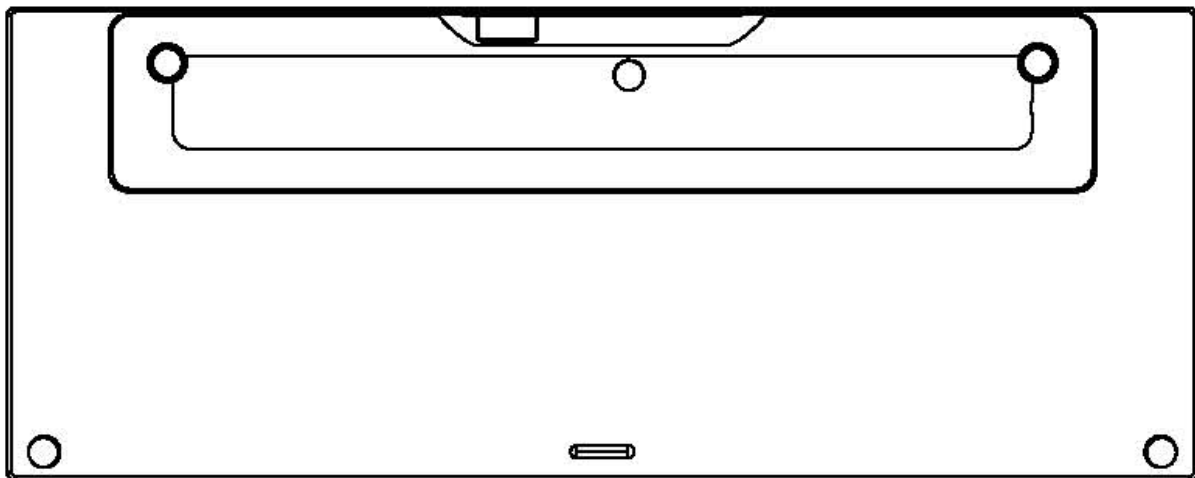
## Keyboard Font view

### 1. 14 hot keys:

Home, input method, Siri, virtual keyboard, Search, backlight down, backlight up, previous track, play/pause, next track, mute, voice down, voice up, lock

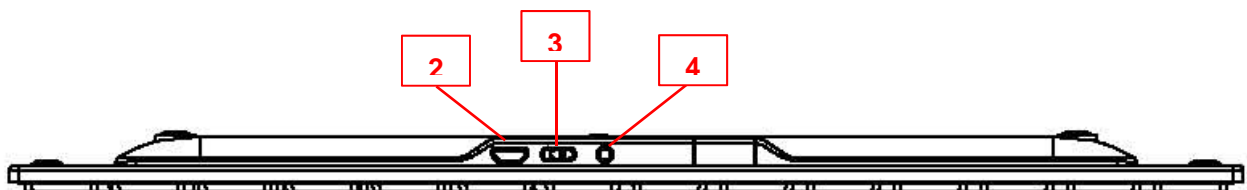


## Keyboard Back view



## Keyboard Side view

2. Recharge port
3. On/off button
4. Pairing button/Bluetooth LED/Power LED



## Connection

1. Turn on the keyboard and keep pressing the pairing button for 3 seconds until the blue LED flash;
2. open the Bluetooth at your Iphone/Ipad and search for the keyboard;
3. choose the detected device "BT4.0 Keyboard" and confirm to pair with it (without any code).

When it pair successfully, the LED will go off.

if the pairing time last too long and did not pair successfully, please re-do from the 1<sup>st</sup> step...

\*After pairing well, the keyboard could restore the pairing, so when you start to use the keyboard after a break, no need to re-pair it..

## Low power indicator

When the power is less than 3.65V, the LED will be changed in Red and flash for 1 minute to remind the user to recharge it.

## Recharge

When recharging, the Blue LED keeps lighting up until full recharged, then the light will be off.

## Specification

Dimension:	279.6(L) x111(W) x13.7(H) mm
Working Voltage:	3.3V~4.2V
Power consumption	3mA
Battery type	Lithium battery, 320mAh

This device complies with Industry

Canada licence-exempt RSS standard(s). Operation is subject to the following two conditions: (1) this device may not cause interference, and (2) this device must accept any interference, including interference that may cause undesired operation of the device Changes or modifications not expressly approved by the party responsible for compliance could void the user's authority to operate the equipment.

NOTE:THE MANUFACTURER IS NOT RESPONSIBLE FOR ANY RADIO OR TV INTERFERENCE CAUSED BY UNAUTHORIZED MODIFICATIONS TO THIS EQUIPMENT.SUCH MODIFICATIONS COULD VOID THE USER'S AUTHORITY TO OPERATE THE EQUIPMENT.

Le présent appareil est conforme aux CNR

d'Industrie Canada applicables aux appareils radio exempts de licence. L'exploitation est autorisée aux deux conditions suivantes :

(1) l'appareil ne doit pas produire de brouillage, et (2) l'utilisateur de l'appareil doit accepter tout brouillage radioélectrique subi, même si le brouillage est susceptible d'en compromettre le fonctionnement.

Complies with the Canadian ICES-003 Class B specifications.

Cet appareil numérique de la classe B est conforme à la norme NMB-003 du Canada.

This equipment complies with FCC RF radiation exposure limits set forth for an uncontrolled environment. This device and its antenna must not be co-located or operating in conjunction with any other antenna or transmitter.