




## Test setup for conducted DC powerline emission measurement



## Test setup for radiated emission measurement 9 kHz – 30 MHz




EUT flat on table




Antenna on top

**Test setup for radiated emission measurement 9 kHz – 30 MHz  
- continued -**




Antenna on side



## Test setup for radiated emission measurement (fully anechoic room)



EUT flat on table



Antenna on top

## Test setup for radiated emission measurement (fully anechoic room) - continued -



Antenna on side

### Test setup for radiated emission measurement (alternate test site)



### Test setup for radiated emission measurement (alternate test site) - continued -

