

TEST REPORT

Application No.: SZEM1904012681CR
Applicant: Dakota Alert
Address of Applicant: 32556 477th Ave, PO Box 130, Elk Point, South Dakota, 57025 United States
Manufacturer: DF Electronics Technology Limited
Address of Manufacturer: Flat G, 6/F., Block 6, Whampoa Garden Site 11, Hongkong
Equipment Under Test (EUT):
EUT Name: PB-4000 Directional Probe Alarm
Model No.: PB-4000
Trade mark: Dakota Alert
FCC ID: QK8PB-4000
Standard(s) : 47 CFR Part 15, Subpart C 15.231
Date of Receipt: 2019-04-11
Date of Test: 2019-04-15 to 2019-04-16
Date of Issue: 2019-04-19



| | |
|---------------------|--------------|
| Test Result: | Pass* |
|---------------------|--------------|

* In the configuration tested, the EUT complied with the standards specified above.

Keny Xu
EMC Laboratory Manager



| <i>Revision Record</i> | | | | |
|------------------------|----------------|-------------|-----------------|---------------|
| <i>Version</i> | <i>Chapter</i> | <i>Date</i> | <i>Modifier</i> | <i>Remark</i> |
| 01 | | 2019-04-19 | | Original |
| | | | | |
| | | | | |

| | | | |
|---------------------------------|--|---|--|
| Authorized for issue by: | | | |
| | |  | |
| | | <hr/> Leo Li /Project Engineer | |
| | |  | |
| | | <hr/> Eric Fu /Reviewer | |



Unless otherwise agreed in writing, this document is issued by the Company subject to its General Conditions of Service printed overleaf, available on request or accessible at <http://www.sgs.com/en/Terms-and-Conditions.aspx> and, for electronic format documents, subject to Terms and Conditions for Electronic Documents at <http://www.sgs.com/en/Terms-and-Conditions/Terms-e-Documents.aspx>. Attention is drawn to the limitation of liability, indemnification and jurisdiction issues defined therein. Any holder of this document is advised that information contained hereon reflects the Company's findings at the time of its intervention only and within the limits of Client's instructions, if any. The Company's sole responsibility is to its Client and this document does not exonerate parties to a transaction from exercising all their rights and obligations under the transaction documents. This document cannot be reproduced except in full, without prior written approval of the Company. Any unauthorized alteration, forgery or falsification of the content or appearance of this document is unlawful and offenders may be prosecuted to the fullest extent of the law. Unless otherwise stated the results shown in this test report refer only to the sample(s) tested and such sample(s) are retained for 30 days only.
 Attention: To check the authenticity of testing /inspection report & certificate, please contact us at telephone: (86-755) 8307 1443, or email: CN.Doccheck@sgs.com

2 Test Summary

| Radio Spectrum Technical Requirement | | | | |
|--------------------------------------|----------------------------------|--------|----------------------------------|--------|
| Item | Standard | Method | Requirement | Result |
| Antenna Requirement | 47 CFR Part 15, Subpart C 15.231 | N/A | 47 CFR Part 15, Subpart C 15.203 | Pass |

N/A: Not applicable

| Radio Spectrum Matter Part | | | | |
|--|----------------------------------|--|-------------------------------------|--------|
| Item | Standard | Method | Requirement | Result |
| 20dB Bandwidth | 47 CFR Part 15, Subpart C 15.231 | ANSI C63.10 (2013) Section 6.9 | 47 CFR Part 15, Subpart C 15.231(c) | Pass |
| Dwell Time (15.231(a)) | 47 CFR Part 15, Subpart C 15.231 | ANSI C63.10 (2013) Section 7.8.4 | 47 CFR Part 15, Subpart C 15.231(a) | Pass |
| Duty Cycle | 47 CFR Part 15, Subpart C 15.231 | ANSI C63.10:2013 | 47 CFR Part 15C Section 15.35 (c) | Pass |
| Field Strength of the Fundamental Signal (15.231(b)) | 47 CFR Part 15, Subpart C 15.231 | ANSI C63.10 (2013) Section 6.5 | 47 CFR Part 15, Subpart C 15.231(b) | Pass |
| Radiated Emissions | 47 CFR Part 15, Subpart C 15.231 | ANSI C63.10 (2013) Section 6.4&6.5&6.6 | 47 CFR Part 15, Subpart C 15.231(b) | Pass |

N/A: Not applicable



Unless otherwise agreed in writing, this document is issued by the Company subject to its General Conditions of Service printed overleaf, available on request or accessible at <http://www.sgs.com/en/Terms-and-Conditions.aspx> and, for electronic format documents, subject to Terms and Conditions for Electronic Documents at <http://www.sgs.com/en/Terms-and-Conditions/Terms-e-Documents.aspx>. Attention is drawn to the limitation of liability, indemnification and jurisdiction issues defined therein. Any holder of this document is advised that information contained hereon reflects the Company's findings at the time of its intervention only and within the limits of Client's instructions, if any. The Company's sole responsibility is to its Client and this document does not exonerate parties to a transaction from exercising all their rights and obligations under the transaction documents. This document cannot be reproduced except in full, without prior written approval of the Company. Any unauthorized alteration, forgery or falsification of the content or appearance of this document is unlawful and offenders may be prosecuted to the fullest extent of the law. Unless otherwise stated the results shown in this test report refer only to the sample(s) tested and such sample(s) are retained for 30 days only.
Attention: To check the authenticity of testing / inspection report & certificate, please contact us at telephone: (86-755) 8307 1443, or email: CN.Doccheck@sgs.com

3 Contents

| | Page |
|---|------|
| 1 COVER PAGE | 1 |
| 2 TEST SUMMARY | 3 |
| 3 CONTENTS | 4 |
| 4 GENERAL INFORMATION | 5 |
| 4.1 DETAILS OF E.U.T. | 5 |
| 4.2 DESCRIPTION OF SUPPORT UNITS | 5 |
| 4.3 MEASUREMENT UNCERTAINTY | 5 |
| 4.4 TEST LOCATION..... | 6 |
| 4.5 TEST FACILITY..... | 6 |
| 4.6 DEVIATION FROM STANDARDS..... | 6 |
| 4.7 ABNORMALITIES FROM STANDARD CONDITIONS | 6 |
| 5 EQUIPMENT LIST..... | 7 |
| 6 RADIO SPECTRUM TECHNICAL REQUIREMENT | 10 |
| 6.1 ANTENNA REQUIREMENT | 10 |
| 6.1.1 Test Requirement: | 10 |
| 6.1.2 Conclusion | 10 |
| 7 RADIO SPECTRUM MATTER TEST RESULTS..... | 11 |
| 7.1 20dB BANDWIDTH | 11 |
| 7.1.1 E.U.T. Operation | 11 |
| 7.1.2 Test Setup Diagram | 11 |
| 7.1.3 Measurement Procedure and Data..... | 11 |
| 7.2 DWELL TIME (15.231(A)) | 13 |
| 7.2.1 E.U.T. Operation | 14 |
| 7.2.2 Test Setup Diagram..... | 14 |
| 7.2.3 Measurement Procedure and Data..... | 14 |
| 7.3 DUTY CYCLE | 16 |
| 7.4 FIELD STRENGTH OF THE FUNDAMENTAL SIGNAL (15.231(B))..... | 18 |
| 7.4.1 E.U.T. Operation | 18 |
| 7.4.2 Test Setup Diagram..... | 18 |
| 7.4.3 Measurement Procedure and Data..... | 19 |
| 7.5 RADIATED EMISSIONS | 21 |
| 7.5.1 E.U.T. Operation | 22 |
| 7.5.2 Test Setup Diagram..... | 22 |
| 7.5.3 Measurement Procedure and Data..... | 22 |
| 8 PHOTOGRAPHS..... | 27 |
| 8.1 TEST SETUP..... | 27 |
| 8.2 EUT CONSTRUCTIONAL DETAILS (EUT PHOTOS)..... | 27 |



Unless otherwise agreed in writing, this document is issued by the Company subject to its General Conditions of Service printed overleaf, available on request or accessible at <http://www.sgs.com/en/Terms-and-Conditions.aspx> and, for electronic format documents, subject to Terms and Conditions for Electronic Documents at <http://www.sgs.com/en/Terms-and-Conditions/Terms-e-Documents.aspx>. Attention is drawn to the limitation of liability, indemnification and jurisdiction issues defined therein. Any holder of this document is advised that information contained hereon reflects the Company's findings at the time of its intervention only and within the limits of Client's instructions, if any. The Company's sole responsibility is to its Client and this document does not exonerate parties to a transaction from exercising all their rights and obligations under the transaction documents. This document cannot be reproduced except in full, without prior written approval of the Company. Any unauthorized alteration, forgery or falsification of the content or appearance of this document is unlawful and offenders may be prosecuted to the fullest extent of the law. Unless otherwise stated the results shown in this test report refer only to the sample(s) tested and such sample(s) are retained for 30 days only.

Attention: To check the authenticity of testing / inspection report & certificate, please contact us at telephone: (86-755) 8307 1443, or email: CN.Doccheck@sgs.com

4 General Information

4.1 Details of E.U.T.

| | |
|----------------------|--------------------------------|
| Power supply: | 9V DC(3V x 3 "CR123A" Battery) |
| Test voltage: | DC 9V |
| Operation Frequency: | 433.92MHz |
| Modulation Type: | GFSK |
| Number of Channels: | 1 |
| Antenna Type: | Integral Antenna |
| Antenna Gain: | 0dBi |

4.2 Description of Support Units

The EUT has been tested as an independent unit.

4.3 Measurement Uncertainty

| No. | Item | Measurement Uncertainty |
|-----|---------------------------------|---------------------------------|
| 1 | Radio Frequency | $\pm 7.25 \times 10^{-8}$ |
| 2 | Duty cycle | $\pm 0.37\%$ |
| 3 | Occupied Bandwidth | $\pm 3\%$ |
| 4 | RF conducted power | $\pm 0.75\text{dB}$ |
| 5 | RF power density | $\pm 2.84\text{dB}$ |
| 6 | Conducted Spurious emissions | $\pm 0.75\text{dB}$ |
| 7 | RF Radiated power | $\pm 4.5\text{dB}$ (below 1GHz) |
| | | $\pm 4.8\text{dB}$ (above 1GHz) |
| 8 | Radiated Spurious emission test | $\pm 4.5\text{dB}$ (Below 1GHz) |
| | | $\pm 4.8\text{dB}$ (Above 1GHz) |
| 9 | Temperature test | $\pm 1^\circ\text{C}$ |
| 10 | Humidity test | $\pm 3\%$ |
| 11 | Supply voltages | $\pm 1.5\%$ |
| 12 | Time | $\pm 3\%$ |



4.4 Test Location

All tests were performed at:

SGS-CSTC Standards Technical Services Co., Ltd., Shenzhen Branch

No. 1 Workshop, M-10, Middle Section, Science & Technology Park, Shenzhen, Guangdong, China. 518057.

Tel: +86 755 2601 2053 Fax: +86 755 2671 0594

No tests were sub-contracted.

4.5 Test Facility

The test facility is recognized, certified, or accredited by the following organizations:

- **CNAS (No. CNAS L2929)**

CNAS has accredited SGS-CSTC Standards Technical Services Co., Ltd. Shenzhen Branch EMC Lab to ISO/IEC 17025:2005 General Requirements for the Competence of Testing and Calibration Laboratories (CNAS-CL01 Accreditation Criteria for the Competence of Testing and Calibration Laboratories) for the competence in the field of testing.

- **A2LA (Certificate No. 3816.01)**

SGS-CSTC Standards Technical Services Co., Ltd., Shenzhen EMC Laboratory is accredited by the American Association for Laboratory Accreditation(A2LA). Certificate No. 3816.01.

- **VCCI**

The 3m Fully-anechoic chamber for above 1GHz, 10m Semi-anechoic chamber for below 1GHz, Shielded Room for Mains Port Conducted Interference Measurement and Telecommunication Port Conducted Interference Measurement of SGS-CSTC Standards Technical Services Co., Ltd. have been registered in accordance with the Regulations for Voluntary Control Measures with Registration No.: G-20026, R-14188, C-12383 and T-11153 respectively.

- **FCC –Designation Number: CN1178**

SGS-CSTC Standards Technical Services Co., Ltd., Shenzhen EMC Laboratory has been recognized as an accredited testing laboratory.

Designation Number: CN1178. Test Firm Registration Number: 406779.

- **Innovation, Science and Economic Development Canada**

SGS-CSTC Standards Technical Services Co., Ltd., Shenzhen EMC Laboratory has been recognized by ISED as an accredited testing laboratory.

CAB identifier: CN0006.

IC#: 4620C.

4.6 Deviation from Standards

None

4.7 Abnormalities from Standard Conditions

None



5 Equipment List

| 20dB Bandwidth | | | | | |
|-----------------------|----------------------|-------------------------|---------------------|-----------------|---------------------|
| Equipment | Manufacturer | Model No | Inventory No | Cal Date | Cal Due Date |
| DC Power Supply | ZhaoXin | RXN-305D | SEM011-02 | 2018-09-25 | 2019-09-24 |
| Spectrum Analyzer | Rohde & Schwarz | FSU43 | SEM004-08 | 2019-04-01 | 2020-03-31 |
| Measurement Software | JS Tonscend | JS1120-2 BT/WIFI V2. | N/A | N/A | N/A |
| Coaxial Cable | SGS | N/A | SEM031-01 | 2018-07-12 | 2019-07-11 |
| Attenuator | Weinschel Associates | WA41 | SEM021-09 | N/A | N/A |
| Signal Generator | KEYSIGHT | N5173B | SEM006-05 | 2018-09-27 | 2019-09-26 |
| Power Meter | Rohde & Schwarz | NRVS | SEM014-02 | 2018-09-25 | 2019-09-24 |

| Dwell Time (15.231(a)) and Duty Cycle | | | | | |
|--|----------------------------|-------------------------|---------------------|-----------------|---------------------|
| Equipment | Manufacturer | Model No | Inventory No | Cal Date | Cal Due Date |
| DC Power Supply | ZhaoXin | RXN-305D | SEM011-02 | 2018-09-25 | 2019-09-24 |
| EXA Spectrum Analyzer | AgilentTechnologies Inc | N9010A | SEM004-12 | 2019-04-11 | 2020-04-10 |
| Measurement Software | JS Tonscend | JS1120-2 BT/WIFI V2. | N/A | N/A | N/A |
| Coaxial Cable | SGS | N/A | SEM031-01 | 2018-07-12 | 2019-07-11 |
| Attenuator | Weinschel Associates | WA41 | SEM021-09 | N/A | N/A |
| Signal Generator | KEYSIGHT | N5173B | SEM006-05 | 2018-09-27 | 2019-09-26 |
| Power Meter | Rohde & Schwarz | NRVS | SEM014-02 | 2018-09-25 | 2019-09-24 |

| Field Strength of the Fundamental Signal (15.231(b)) | | | | | |
|---|----------------------|-----------------|---------------------|-----------------|---------------------|
| Equipment | Manufacturer | Model No | Inventory No | Cal Date | Cal Due Date |
| 3m Semi-Anechoic Chamber | ETS-LINDGREN | N/A | SEM001-01 | 2017-08-05 | 2020-08-04 |
| Measurement Software | AUDIX | e3 V8.2014-6-27 | N/A | N/A | N/A |
| Coaxial Cable | SGS | N/A | SEM025-01 | 2018-07-12 | 2019-07-11 |
| EMI Test Receiver | Agilent Technologies | N9038A | SEM004-05 | 2018-09-25 | 2019-09-24 |
| BiConiLog Antenna (26-3000MHz) | ETS-LINDGREN | 3142C | SEM003-01 | 2017-06-27 | 2020-06-26 |
| Pre-amplifier (0.1-1300MHz) | Agilent Technologies | 8447D | SEM005-01 | 2019-04-01 | 2020-03-31 |



Unless otherwise agreed in writing, this document is issued by the Company subject to its General Conditions of Service printed overleaf, available on request or accessible at <http://www.sgs.com/en/Terms-and-Conditions.aspx> and, for electronic format documents, subject to Terms and Conditions for Electronic Documents at <http://www.sgs.com/en/Terms-and-Conditions/Terms-e-Documents.aspx>. Attention is drawn to the limitation of liability, indemnification and jurisdiction issues defined therein. Any holder of this document is advised that information contained hereon reflects the Company's findings at the time of its intervention only and within the limits of Client's instructions, if any. The Company's sole responsibility is to its Client and this document does not exonerate parties to a transaction from exercising all their rights and obligations under the transaction documents. This document cannot be reproduced except in full, without prior written approval of the Company. Any unauthorized alteration, forgery or falsification of the content or appearance of this document is unlawful and offenders may be prosecuted to the fullest extent of the law. Unless otherwise stated the results shown in this test report refer only to the sample(s) tested and such sample(s) are retained for 30 days only.

Attention: To check the authenticity of testing /inspection report & certificate, please contact us at telephone: (86-755) 8307 1443, or email: CN.Doccheck@sgs.com

| Radiated Emissions (30MHz-1GHz) | | | | | |
|--|----------------------|-----------------|---------------------|-----------------|---------------------|
| Equipment | Manufacturer | Model No | Inventory No | Cal Date | Cal Due Date |
| 3m Semi-Anechoic Chamber | ETS-LINDGREN | N/A | SEM001-01 | 2017-08-05 | 2020-08-04 |
| Measurement Software | AUDIX | e3 V8.2014-6-27 | N/A | N/A | N/A |
| Coaxial Cable | SGS | N/A | SEM025-01 | 2018-07-12 | 2019-07-11 |
| EMI Test Receiver | Agilent Technologies | N9038A | SEM004-05 | 2018-09-25 | 2019-09-24 |
| BiConiLog Antenna (26-3000MHz) | ETS-LINDGREN | 3142C | SEM003-01 | 2017-06-27 | 2020-06-26 |
| Pre-amplifier (0.1-1300MHz) | Agilent Technologies | 8447D | SEM005-01 | 2019-04-01 | 2020-03-31 |

| Radiated Spurious Emissions (Above 1GHz) | | | | | |
|---|------------------------------------|-----------------|---------------------|-----------------|---------------------|
| Equipment | Manufacturer | Model No | Inventory No | Cal Date | Cal Due Date |
| 3m Semi-Anechoic Chamber | AUDIX | N/A | SEM001-02 | 2018-03-13 | 2021-03-12 |
| Measurement Software | AUDIX | e3 V8.2014-6-27 | N/A | N/A | N/A |
| Coaxial Cable | SGS | N/A | SEM026-01 | 2018-07-12 | 2019-07-11 |
| EXA Spectrum Analyzer | Agilent Technologies Inc | N9010A | SEM004-12 | 2019-04-11 | 2020-04-10 |
| BiConiLog Antenna (26-3000MHz) | ETS-Lindgren | 3142C | SEM003-01 | 2017-06-27 | 2020-06-26 |
| Horn Antenna (1-18GHz) | Rohde & Schwarz | HF907 | SEM003-07 | 2018-04-11 | 2021-04-12 |
| Horn Antenna (15GHz-40GHz) | Schwarzbeck | BBHA 9170 | SEM003-15 | 2017-10-17 | 2020-10-16 |
| Pre-amplifier (0.1-1300MHz) | HP | 8447D | SEM005-02 | 2018-09-25 | 2019-09-24 |
| Pre-Amplifier (0.1-26.5GHz) | Compliance Directions Systems Inc. | PAP-0126 | SEM004-11 | 2018-11-12 | 2019-11-11 |
| Pre-amplifier (18-26GHz) | Rohde & Schwarz | CH14-H052 | SEM005-17 | 2019-03-31 | 2020-03-30 |
| Pre-amplifier (26GHz-40GHz) | Compliance Directions Systems Inc. | PAP-2640-50 | SEM005-08 | 2019-03-31 | 2020-03-30 |
| DC Power Supply | Zhao Xin | RXN-305D | SEM011-02 | 2018-09-25 | 2019-09-24 |
| Active Loop Antenna | ETS-Lindgren | 6502 | SEM003-08 | 2017-08-22 | 2020-08-21 |



Unless otherwise agreed in writing, this document is issued by the Company subject to its General Conditions of Service printed overleaf, available on request or accessible at <http://www.sgs.com/en/Terms-and-Conditions.aspx> and, for electronic format documents, subject to Terms and Conditions for Electronic Documents at <http://www.sgs.com/en/Terms-and-Conditions/Terms-e-Document.aspx>. Attention is drawn to the limitation of liability, indemnification and jurisdiction issues defined therein. Any holder of this document is advised that information contained hereon reflects the Company's findings at the time of its intervention only and within the limits of Client's instructions, if any. The Company's sole responsibility is to its Client and this document does not exonerate parties to a transaction from exercising all their rights and obligations under the transaction documents. This document cannot be reproduced except in full, without prior written approval of the Company. Any unauthorized alteration, forgery or falsification of the content or appearance of this document is unlawful and offenders may be prosecuted to the fullest extent of the law. Unless otherwise stated the results shown in this test report refer only to the sample(s) tested and such sample(s) are retained for 30 days only.
Attention: To check the authenticity of testing /inspection report & certificate, please contact us at telephone: (86-755) 8307 1443, or email: CN.Doccheck@sgs.com



| General used equipment | | | | | |
|---------------------------------|---|----------|--------------|------------|--------------|
| Equipment | Manufacturer | Model No | Inventory No | Cal Date | Cal Due Date |
| Humidity/ Temperature Indicator | Shanghai Meteorological Industry Factory | ZJ1-2B | SEM002-03 | 2018-09-27 | 2019-09-26 |
| Humidity/ Temperature Indicator | Shanghai Meteorological Industry Factory | ZJ1-2B | SEM002-04 | 2018-09-27 | 2019-09-26 |
| Humidity/ Temperature Indicator | Mingle | N/A | SEM002-08 | 2018-09-27 | 2019-09-26 |
| Barometer | Changchun Meteorological Industry Factory | DYM3 | SEM002-01 | 2019-04-04 | 2020-04-03 |



Unless otherwise agreed in writing, this document is issued by the Company subject to its General Conditions of Service printed overleaf, available on request or accessible at <http://www.sgs.com/en/Terms-and-Conditions.aspx> and, for electronic format documents, subject to Terms and Conditions for Electronic Documents at <http://www.sgs.com/en/Terms-and-Conditions/Terms-e-Documents.aspx>. Attention is drawn to the limitation of liability, indemnification and jurisdiction issues defined therein. Any holder of this document is advised that information contained hereon reflects the Company's findings at the time of its intervention only and within the limits of Client's instructions, if any. The Company's sole responsibility is to its Client and this document does not exonerate parties to a transaction from exercising all their rights and obligations under the transaction documents. This document cannot be reproduced except in full, without prior written approval of the Company. Any unauthorized alteration, forgery or falsification of the content or appearance of this document is unlawful and offenders may be prosecuted to the fullest extent of the law. Unless otherwise stated the results shown in this test report refer only to the sample(s) tested and such sample(s) are retained for 30 days only.
 Attention: To check the authenticity of testing / inspection report & certificate, please contact us at telephone: (86-755) 8307 1443, or email: CN.Doccheck@sgs.com

6 Radio Spectrum Technical Requirement

6.1 Antenna Requirement

6.1.1 Test Requirement:

47 CFR Part 15, Subpart C 15.203

6.1.2 Conclusion

Standard Requirement:

An intentional radiator shall be designed to ensure that no antenna other than that furnished by the responsible party shall be used with the device. The use of a antenna that uses a unique coupling to the intentional radiator, the manufacturer may design the unit permanently attached antenna or of an so that a broken antenna can be replaced by the user, but the use of a standard antenna jack or electrical connector is prohibited.

EUT Antenna:

The antenna is integrated on the main PCB and no consideration of replacement. The best case gain of the antenna is 0dBi.

Antenna location: Refer to Internal photos.



7 Radio Spectrum Matter Test Results

7.1 20dB Bandwidth

Test Requirement 47 CFR Part 15, Subpart C 15.231(c)
 Test Method: ANSI C63.10 (2013) Section 6.9
 Limit:

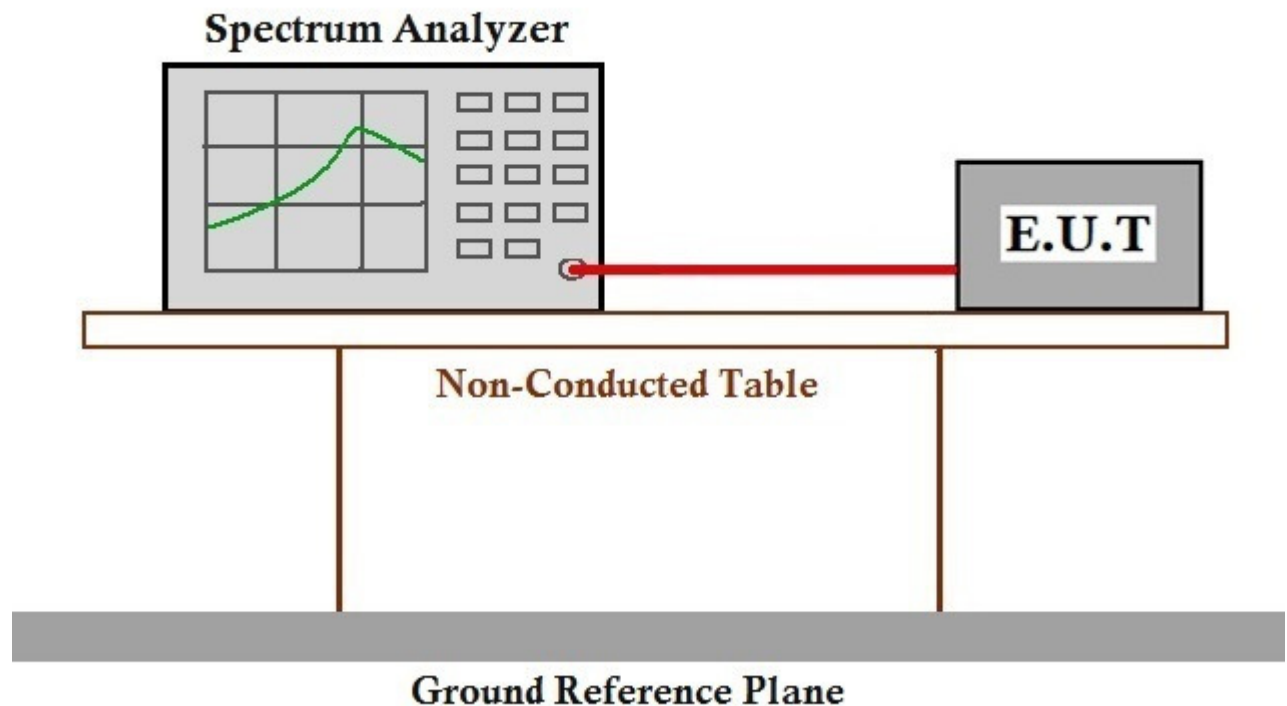
| Frequency range(MHz) | Limit |
|----------------------|---|
| 70-900 | No wider than 0.25% of the center frequency |
| Above 900 | No wider than 0.5% of the center frequency |

7.1.1 E.U.T. Operation

Operating Environment:

Temperature: 22.7 °C Humidity: 55.9 % RH Atmospheric Pressure: 1015 mbar
 Test mode a:TX mode_Keep the EUT in transmitting with modulation mode.

7.1.2 Test Setup Diagram



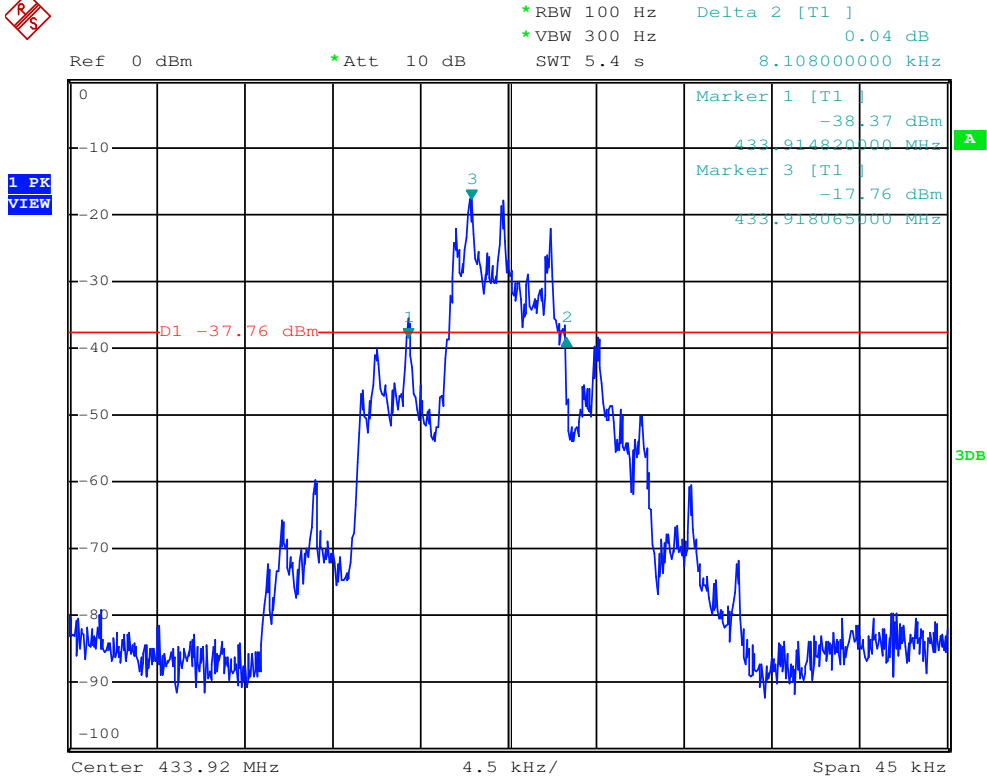
7.1.3 Measurement Procedure and Data

| 20dB bandwidth (MHz) | Limit (MHz) | Results |
|----------------------|-------------|---------|
| 0.0081 | 1.0848 | Pass |



Unless otherwise agreed in writing, this document is issued by the Company subject to its General Conditions of Service printed overleaf, available on request or accessible at <http://www.sgs.com/en/Terms-and-Conditions.aspx> and, for electronic format documents, subject to Terms and Conditions for Electronic Documents at <http://www.sgs.com/en/Terms-and-Conditions/Terms-e-Documents.aspx>. Attention is drawn to the limitation of liability, indemnification and jurisdiction issues defined therein. Any holder of this document is advised that information contained hereon reflects the Company's findings at the time of its intervention only and within the limits of Client's instructions, if any. The Company's sole responsibility is to its Client and this document does not exonerate parties to a transaction from exercising all their rights and obligations under the transaction documents. This document cannot be reproduced except in full, without prior written approval of the Company. Any unauthorized alteration, forgery or falsification of the content or appearance of this document is unlawful and offenders may be prosecuted to the fullest extent of the law. Unless otherwise stated the results shown in this test report refer only to the sample(s) tested and such sample(s) are retained for 30 days only.
 Attention: To check the authenticity of testing /inspection report & certificate, please contact us at telephone: (86-755) 8307 1443, or email: CN.Doccheck@sgs.com

Mode a:



1 PK
VIEW

A

3dB



Unless otherwise agreed in writing, this document is issued by the Company subject to its General Conditions of Service printed overleaf, available on request or accessible at <http://www.sgs.com/en/Terms-and-Conditions.aspx> and, for electronic format documents, subject to Terms and Conditions for Electronic Documents at <http://www.sgs.com/en/Terms-and-Conditions/Terms-e-Documents.aspx>. Attention is drawn to the limitation of liability, indemnification and jurisdiction issues defined therein. Any holder of this document is advised that information contained hereon reflects the Company's findings at the time of its intervention only and within the limits of Client's instructions, if any. The Company's sole responsibility is to its Client and this document does not exonerate parties to a transaction from exercising all their rights and obligations under the transaction documents. This document cannot be reproduced except in full, without prior written approval of the Company. Any unauthorized alteration, forgery or falsification of the content or appearance of this document is unlawful and offenders may be prosecuted to the fullest extent of the law. Unless otherwise stated the results shown in this test report refer only to the sample(s) tested and such sample(s) are retained for 30 days only.

Attention: To check the authenticity of testing / inspection report & certificate, please contact us at telephone: (86-755) 8307 1443, or email: CN.Doccheck@sgs.com

7.2 Dwell Time (15.231(a))

Test Requirement 47 CFR Part 15, Subpart C 15.231(a)
Test Method: ANSI C63.10 (2013) Section 7.8.4
Limit:

| Device type | Limit |
|--|--|
| Manually operated transmitter | The switch automatically deactivate the transmitter within not more than 5 seconds of being released |
| Automatically actived transmitter | Cease transmission within 5 seconds after activation |
| Periodic transmissions to determine system integrity of transmitters used in security or safety applications | The total transmission time does not exceed 2 seconds per hour |



Unless otherwise agreed in writing, this document is issued by the Company subject to its General Conditions of Service printed overleaf, available on request or accessible at <http://www.sgs.com/en/Terms-and-Conditions.aspx> and, for electronic format documents, subject to Terms and Conditions for Electronic Documents at <http://www.sgs.com/en/Terms-and-Conditions/Terms-e-Documents.aspx>. Attention is drawn to the limitation of liability, indemnification and jurisdiction issues defined therein. Any holder of this document is advised that information contained hereon reflects the Company's findings at the time of its intervention only and within the limits of Client's instructions, if any. The Company's sole responsibility is to its Client and this document does not exonerate parties to a transaction from exercising all their rights and obligations under the transaction documents. This document cannot be reproduced except in full, without prior written approval of the Company. Any unauthorized alteration, forgery or falsification of the content or appearance of this document is unlawful and offenders may be prosecuted to the fullest extent of the law. Unless otherwise stated the results shown in this test report refer only to the sample(s) tested and such sample(s) are retained for 30 days only.
Attention: To check the authenticity of testing / inspection report & certificate, please contact us at telephone: (86-755) 8307 1443, or email: CN.Doccheck@sgs.com

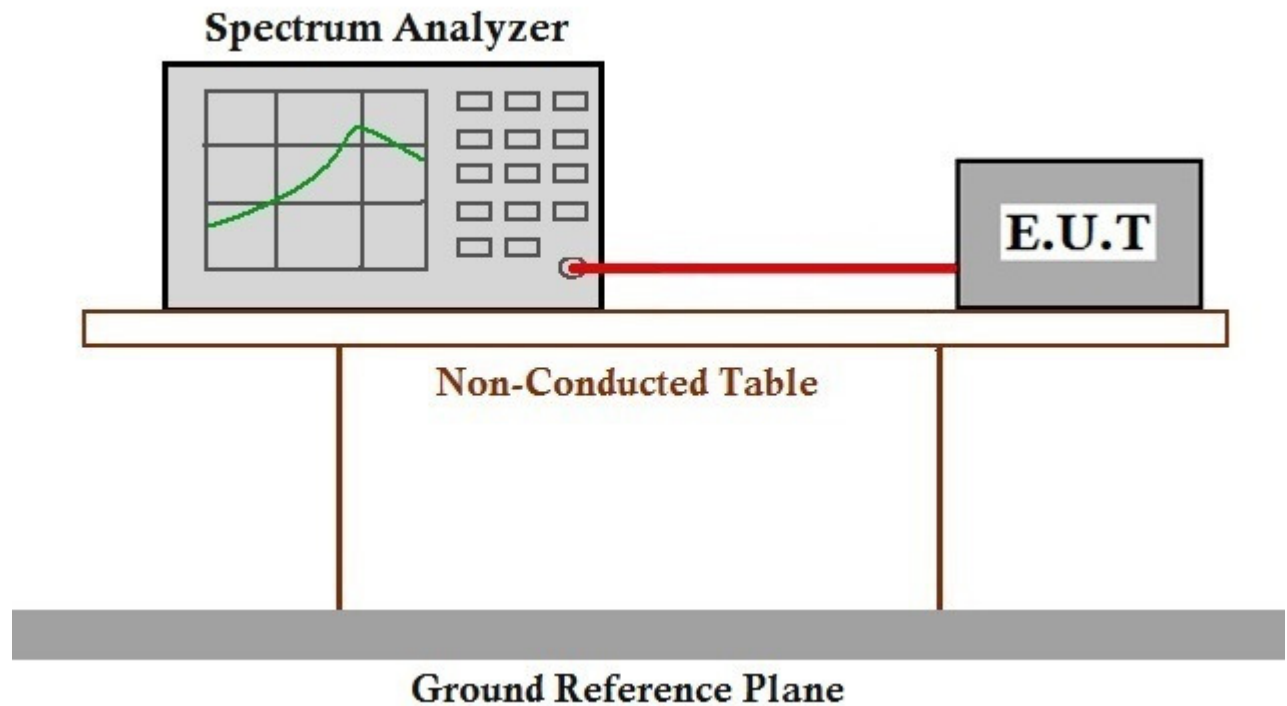
7.2.1 E.U.T. Operation

Operating Environment:

Temperature: 22.7 °C Humidity: 55.8 % RH Atmospheric Pressure: 1015 mbar

Test mode a:TX mode_Keep the EUT in transmitting with modulation mode.

7.2.2 Test Setup Diagram



7.2.3 Measurement Procedure and Data

| Test item | Limit | Results |
|--------------------------|-------|---------|
| Transmitting time: 1.92s | ≤5S | Pass |

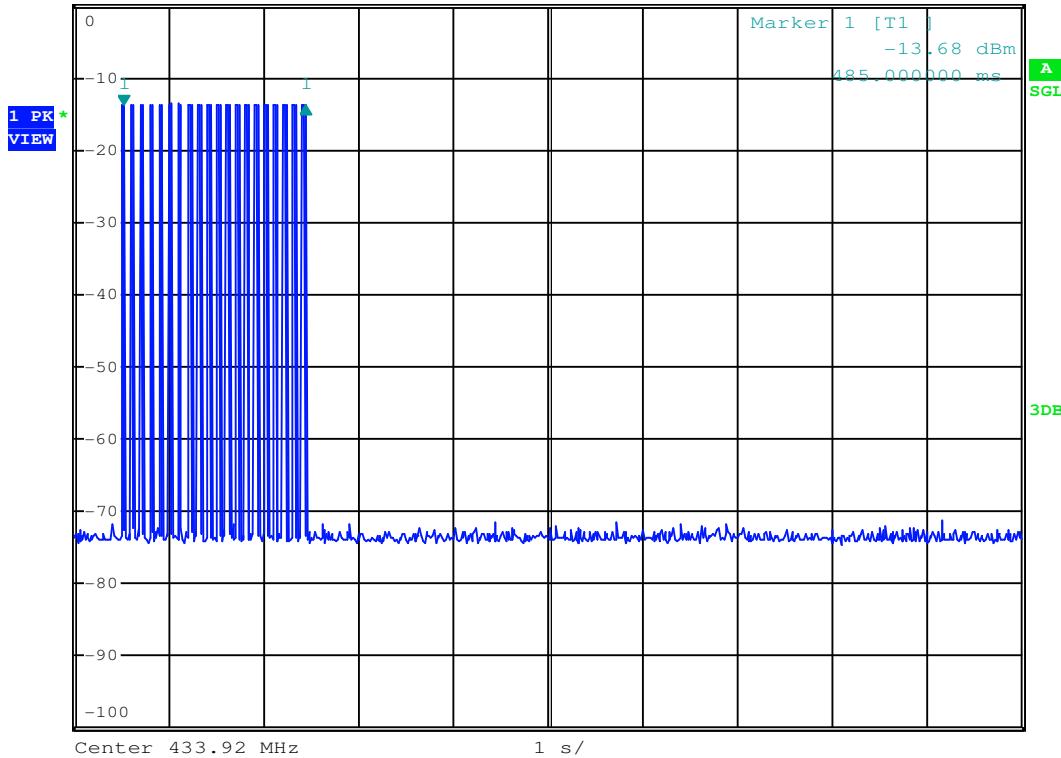


Unless otherwise agreed in writing, this document is issued by the Company subject to its General Conditions of Service printed overleaf, available on request or accessible at <http://www.sgs.com/en/Terms-and-Conditions.aspx> and, for electronic format documents, subject to Terms and Conditions for Electronic Documents at <http://www.sgs.com/en/Terms-and-Conditions/Terms-e-Documents.aspx>. Attention is drawn to the limitation of liability, indemnification and jurisdiction issues defined therein. Any holder of this document is advised that information contained hereon reflects the Company's findings at the time of its intervention only and within the limits of Client's instructions, if any. The Company's sole responsibility is to its Client and this document does not exonerate parties to a transaction from exercising all their rights and obligations under the transaction documents. This document cannot be reproduced except in full, without prior written approval of the Company. Any unauthorized alteration, forgery or falsification of the content or appearance of this document is unlawful and offenders may be prosecuted to the fullest extent of the law. Unless otherwise stated the results shown in this test report refer only to the sample(s) tested and such sample(s) are retained for 30 days only.
 Attention: To check the authenticity of testing / inspection report & certificate, please contact us at telephone: (86-755) 8307 1443, or email: CN.Doccheck@sgs.com

Mode a:



RBW 1 MHz Delta 1 [T1]
*VBW 1 MHz -0.04 dB
Ref 0 dBm *Att 10 dB SWT 10 s 1.920000 s



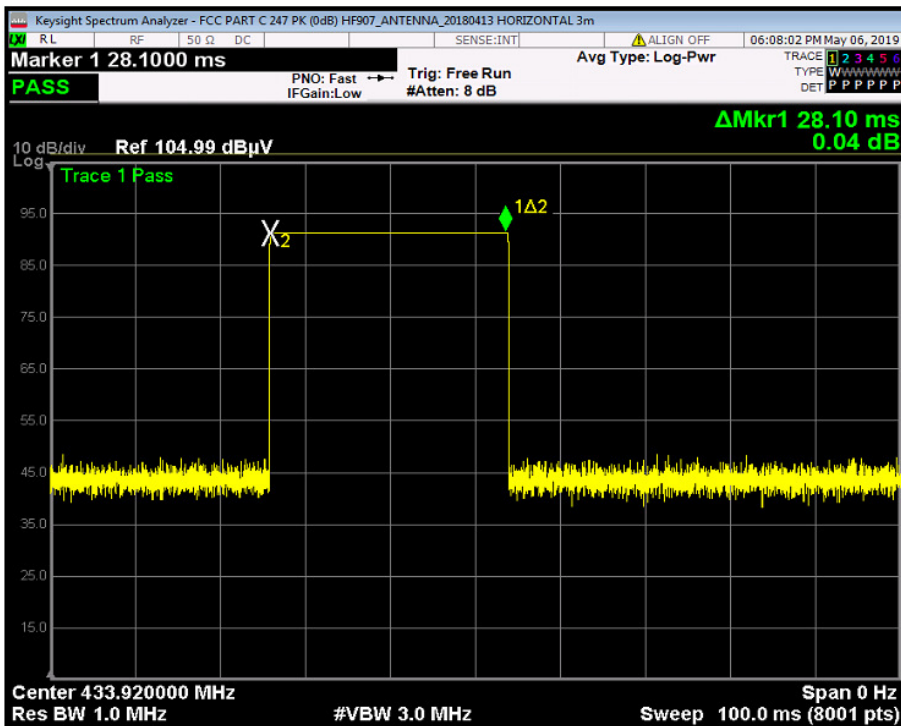
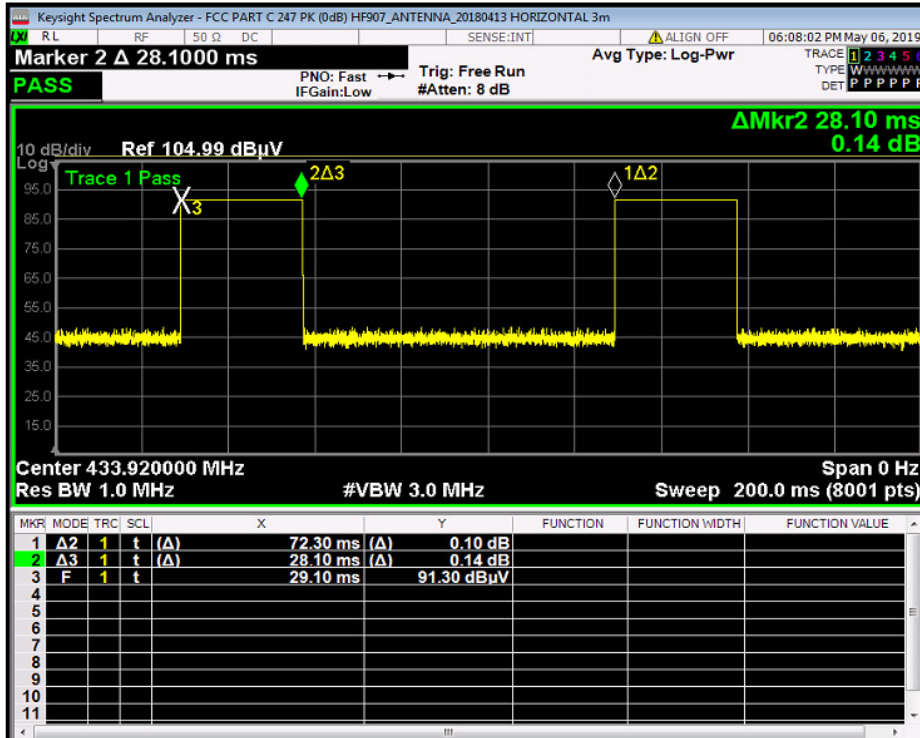
Unless otherwise agreed in writing, this document is issued by the Company subject to its General Conditions of Service printed overleaf, available on request or accessible at <http://www.sgs.com/en/Terms-and-Conditions.aspx> and, for electronic format documents, subject to Terms and Conditions for Electronic Documents at <http://www.sgs.com/en/Terms-and-Conditions/Terms-e-Documents.aspx>. Attention is drawn to the limitation of liability, indemnification and jurisdiction issues defined therein. Any holder of this document is advised that information contained hereon reflects the Company's findings at the time of its intervention only and within the limits of Client's instructions, if any. The Company's sole responsibility is to its Client and this document does not exonerate parties to a transaction from exercising all their rights and obligations under the transaction documents. This document cannot be reproduced except in full, without prior written approval of the Company. Any unauthorized alteration, forgery or falsification of the content or appearance of this document is unlawful and offenders may be prosecuted to the fullest extent of the law. Unless otherwise stated the results shown in this test report refer only to the sample(s) tested and such sample(s) are retained for 30 days only.

7.3 Duty Cycle

| | |
|-------------------|-----------------------------------|
| Test Requirement: | 47 CFR Part 15C Section 15.35 (c) |
| Test Method: | ANSI C63.10:2013 |
| Test Setup: | |
| Limit: | N/A |
| Test Mode: | Transmitting mode |
| Instruments Used: | Refer to section 5 for details |
| Test Results: | Pass |



Unless otherwise agreed in writing, this document is issued by the Company subject to its General Conditions of Service printed overleaf, available on request or accessible at <http://www.sgs.com/en/Terms-and-Conditions.aspx> and, for electronic format documents, subject to Terms and Conditions for Electronic Documents at <http://www.sgs.com/en/Terms-and-Conditions/Terms-e-Documents.aspx>. Attention is drawn to the limitation of liability, indemnification and jurisdiction issues defined therein. Any holder of this document is advised that information contained hereon reflects the Company's findings at the time of its intervention only and within the limits of Client's instructions, if any. The Company's sole responsibility is to its Client and this document does not exonerate parties to a transaction from exercising all their rights and obligations under the transaction documents. This document cannot be reproduced except in full, without prior written approval of the Company. Any unauthorized alteration, forgery or falsification of the content or appearance of this document is unlawful and offenders may be prosecuted to the fullest extent of the law. Unless otherwise stated the results shown in this test report refer only to the sample(s) tested and such sample(s) are retained for 30 days only.
 Attention: To check the authenticity of testing / inspection report & certificate, please contact us at telephone: (86-755) 8307 1443, or email: CN.Doccheck@sgs.com



7.4 Field Strength of the Fundamental Signal (15.231(b))

Test Requirement 47 CFR Part 15, Subpart C 15.231(b)
 Test Method: ANSI C63.10 (2013) Section 6.5
 Measurement Distance: 3m
 Limit:

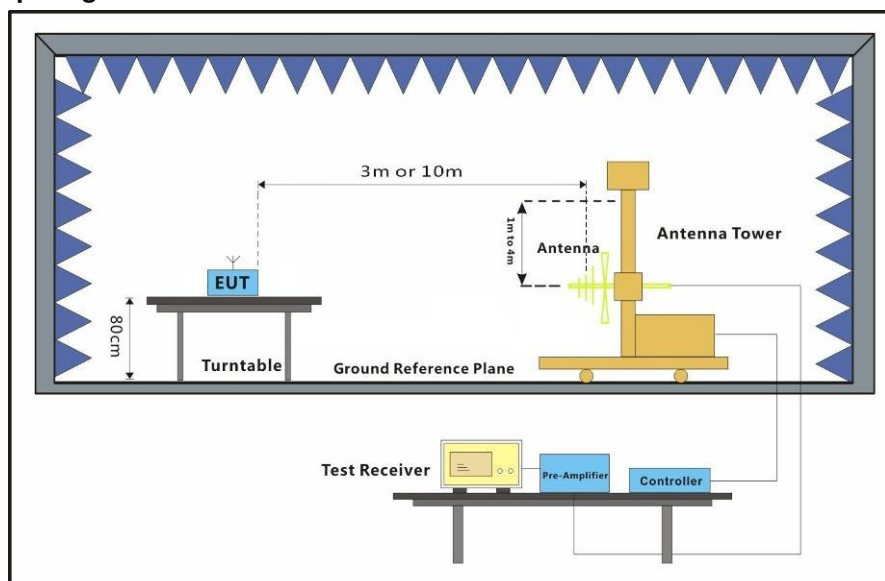
| Fundamental frequency(MHz) | Field strength of fundamental(microvolts/meter) | Field strength of spurious emissions(microvolts/meter) |
|----------------------------|---|--|
| 40.66-40.70 | 2250 | 225 |
| 70-130 | 1250 | 125 |
| 130-174 | 1250 to 3750 | 125 to 375 |
| 174-260 | 3750 | 375 |
| 260-470 | 3750 to 12500 | 375 to 1250 |
| Above 470 | 12500 | 1250 |

Remark: the emission limit is based on measurement instrumentation employing an average detector at a distance of 3 meters. The frequencies above 1000MHz are based on average limits. However, the peak field strength of any emission shall not exceed the maximum permitted average limits specified above by more than 20 dB under any condition of modulation.

7.4.1 E.U.T. Operation

Operating Environment:
 Temperature: 23 °C Humidity: 64.5 % RH Atmospheric Pressure: 1020 mbar
 Test mode a:TX mode_Keep the EUT in transmitting with modulation mode.

7.4.2 Test Setup Diagram



Unless otherwise agreed in writing, this document is issued by the Company subject to its General Conditions of Service printed overleaf, available on request or accessible at <http://www.sgs.com/en/Terms-and-Conditions.aspx> and, for electronic format documents, subject to Terms and Conditions for Electronic Documents at <http://www.sgs.com/en/Terms-and-Conditions/Terms-e-Documents.aspx>. Attention is drawn to the limitation of liability, indemnification and jurisdiction issues defined therein. Any holder of this document is advised that information contained hereon reflects the Company's findings at the time of its intervention only and within the limits of Client's instructions, if any. The Company's sole responsibility is to its Client and this document does not exonerate parties to a transaction from exercising all their rights and obligations under the transaction documents. This document cannot be reproduced except in full, without prior written approval of the Company. Any unauthorized alteration, forgery or falsification of the content or appearance of this document is unlawful and offenders may be prosecuted to the fullest extent of the law. Unless otherwise stated the results shown in this test report refer only to the sample(s) tested and such sample(s) are retained for 30 days only.
 Attention: To check the authenticity of testing /inspection report & certificate, please contact us at telephone: (86-755) 8307 1443, or email: CN.Doccheck@sgs.com

7.4.3 Measurement Procedure and Data

- a. For below 1GHz, the EUT was placed on the top of a rotating table 0.8 meters above the ground at a 3 or 10 meter semi-anechoic chamber. The table was rotated 360 degrees to determine the position of the highest radiation.
- b. For above 1GHz, the EUT was placed on the top of a rotating table 1.5 meters above the ground at a 3 meter fully-anechoic chamber. The table was rotated 360 degrees to determine the position of the highest radiation.
- c. The EUT was set 3 or 10 meters away from the interference-receiving antenna, which was mounted on the top of a variable-height antenna tower.
- d. The antenna height is varied from one meter to four meters above the ground to determine the maximum value of the field strength. Both horizontal and vertical polarizations of the antenna are set to make the measurement.
- e. For each suspected emission, the EUT was arranged to its worst case and then the antenna was tuned to heights from 1 meter to 4 meters (for the test frequency of below 30MHz, the antenna was tuned to heights 1 meter) and the rotatable table was turned from 0 degrees to 360 degrees to find the maximum reading.
- f. The test-receiver system was set to Peak Detect Function and Specified Bandwidth with Maximum Hold Mode.
- g. If the emission level of the EUT in peak mode was 10dB lower than the limit specified, then testing could be stopped and the peak values of the EUT would be reported. Otherwise the emissions that did not have 10dB margin would be re-tested one by one using peak, quasi-peak or average method as specified and then reported in a data sheet.
- h. The radiation measurements are performed in X, Y, Z axis positioning. And found the X axis positioning which it is worse case, only the test worst case mode is recorded in the report.

Remark: Level= Read Level+ Cable Loss+ Antenna Factor- Preamp Factor



Unless otherwise agreed in writing, this document is issued by the Company subject to its General Conditions of Service printed overleaf, available on request or accessible at <http://www.sgs.com/en/Terms-and-Conditions.aspx> and, for electronic format documents, subject to Terms and Conditions for Electronic Documents at <http://www.sgs.com/en/Terms-and-Conditions/Terms-e-Documents.aspx>. Attention is drawn to the limitation of liability, indemnification and jurisdiction issues defined therein. Any holder of this document is advised that information contained hereon reflects the Company's findings at the time of its intervention only and within the limits of Client's instructions, if any. The Company's sole responsibility is to its Client and this document does not exonerate parties to a transaction from exercising all their rights and obligations under the transaction documents. This document cannot be reproduced except in full, without prior written approval of the Company. Any unauthorized alteration, forgery or falsification of the content or appearance of this document is unlawful and offenders may be prosecuted to the fullest extent of the law. Unless otherwise stated the results shown in this test report refer only to the sample(s) tested and such sample(s) are retained for 30 days only.
Attention: To check the authenticity of testing / inspection report & certificate, please contact us at telephone: (86-755) 8307 1443, or email: CN.Doccheck@sgs.com

7.4.3.1 Field Strength Of The Fundamental Signal

Average value:

| | |
|--------------------|---|
| Calculate Formula: | Average value=Peak value + PDCF |
| | PDCF=20 log(Duty cycle)= 20 log(28.10/100)=-11.03dB |
| | Duty cycle= T on time / T period |
| Test data: | Ton time =28.10ms |
| | T period =100ms |

Peak value:

| Frequency (MHz) | Cable Loss (dB) | Antenna Factor (dB/m) | Preamp Factor (dB) | Read Level (dBuV) | Level (dBuV/m) | Limit Line (dBuV/m) | Over Limit (dB) | Polarization |
|-----------------|-----------------|-----------------------|--------------------|-------------------|----------------|---------------------|-----------------|--------------|
| 433.92 | 2.35 | 23.21 | 27.34 | 89.90 | 88.12 | 100.83 | -3.84 | Horizontal |
| 433.92 | 2.35 | 23.21 | 27.34 | 78.08 | 76.30 | 100.83 | -17.70 | Vertical |

Average Value:

| Frequency (MHz) | PCDF (dB) | Average Level (dBuV/m) | Limit Line (dBuV/m) | Over Limit (dB) | Polarization |
|-----------------|-----------|------------------------|---------------------|-----------------|--------------|
| 433.92 | -11.03 | 77.09 | 80.83 | -3.74 | Horizontal |
| 433.92 | | 65.27 | 80.83 | -15.56 | Vertical |



Unless otherwise agreed in writing, this document is issued by the Company subject to its General Conditions of Service printed overleaf, available on request or accessible at <http://www.sgs.com/en/Terms-and-Conditions.aspx> and, for electronic format documents, subject to Terms and Conditions for Electronic Documents at <http://www.sgs.com/en/Terms-and-Conditions/Terms-e-Documents.aspx>. Attention is drawn to the limitation of liability, indemnification and jurisdiction issues defined therein. Any holder of this document is advised that information contained hereon reflects the Company's findings at the time of its intervention only and within the limits of Client's instructions, if any. The Company's sole responsibility is to its Client and this document does not exonerate parties to a transaction from exercising all their rights and obligations under the transaction documents. This document cannot be reproduced except in full, without prior written approval of the Company. Any unauthorized alteration, forgery or falsification of the content or appearance of this document is unlawful and offenders may be prosecuted to the fullest extent of the law. Unless otherwise stated the results shown in this test report refer only to the sample(s) tested and such sample(s) are retained for 30 days only.
 Attention: To check the authenticity of testing / inspection report & certificate, please contact us at telephone: (86-755) 8307 1443, or email: CN.Doccheck@sgs.com

7.5 Radiated Emissions

Test Requirement 47 CFR Part 15, Subpart C 15.231(b)
 Test Method: ANSI C63.10 (2013) Section 6.4&6.5&6.6
 Measurement Distance: 3m
 Limit:

| Frequency(MHz) | Field strength(microvolts/meter) | Measurement distance(meters) |
|----------------|----------------------------------|------------------------------|
| 0.009-0.490 | 2400/F(kHz) | 300 |
| 0.490-1.705 | 24000/F(kHz) | 30 |
| 1.705-30.0 | 30 | 30 |
| 30-88 | 100 | 3 |
| 88-216 | 150 | 3 |
| 216-960 | 200 | 3 |
| Above 960 | 500 | 3 |

Remark: The emission limits shown in the above table are based on measurements employing a CISPR quasi-peak detector except for the frequency bands 9-90kHz, 110-490kHz and above 1000 MHz. Radiated emission limits in these three bands are based on measurements employing an average detector, the peak field strength of any emission shall not exceed the maximum permitted average limits specified above by more than 20 dB under any condition of modulation.



Unless otherwise agreed in writing, this document is issued by the Company subject to its General Conditions of Service printed overleaf, available on request or accessible at <http://www.sgs.com/en/Terms-and-Conditions.aspx> and, for electronic format documents, subject to Terms and Conditions for Electronic Documents at <http://www.sgs.com/en/Terms-and-Conditions/Terms-e-Documents.aspx>. Attention is drawn to the limitation of liability, indemnification and jurisdiction issues defined therein. Any holder of this document is advised that information contained hereon reflects the Company's findings at the time of its intervention only and within the limits of Client's instructions, if any. The Company's sole responsibility is to its Client and this document does not exonerate parties to a transaction from exercising all their rights and obligations under the transaction documents. This document cannot be reproduced except in full, without prior written approval of the Company. Any unauthorized alteration, forgery or falsification of the content or appearance of this document is unlawful and offenders may be prosecuted to the fullest extent of the law. Unless otherwise stated the results shown in this test report refer only to the sample(s) tested and such sample(s) are retained for 30 days only.
 Attention: To check the authenticity of testing / inspection report & certificate, please contact us at telephone: (86-755) 8307 1443, or email: CN.Doccheck@sgs.com

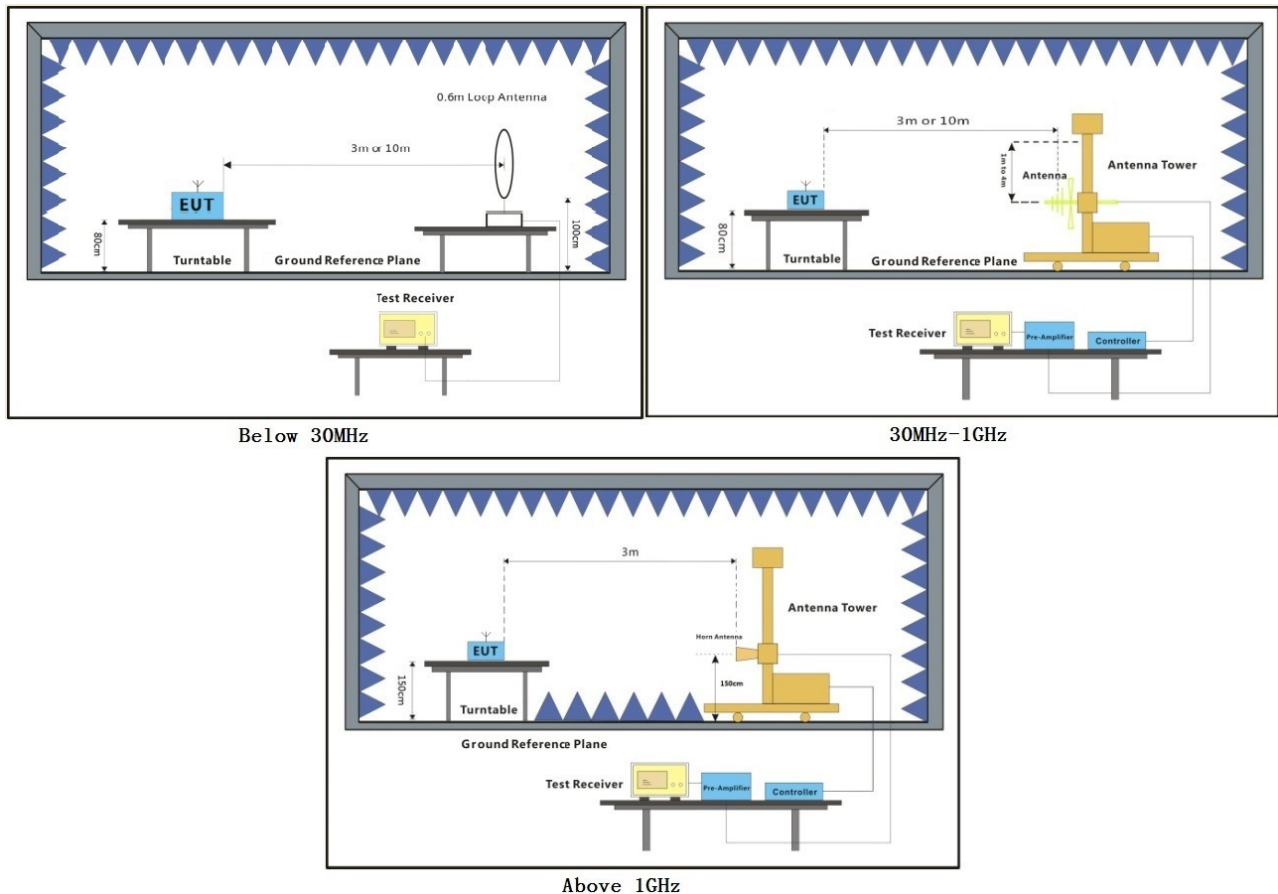
7.5.1 E.U.T. Operation

Operating Environment:

Temperature: 23 °C Humidity: 55 % RH Atmospheric Pressure: 1020 mbar

Test mode a:TX mode_Keep the EUT in transmitting with modulation mode.

7.5.2 Test Setup Diagram



7.5.3 Measurement Procedure and Data

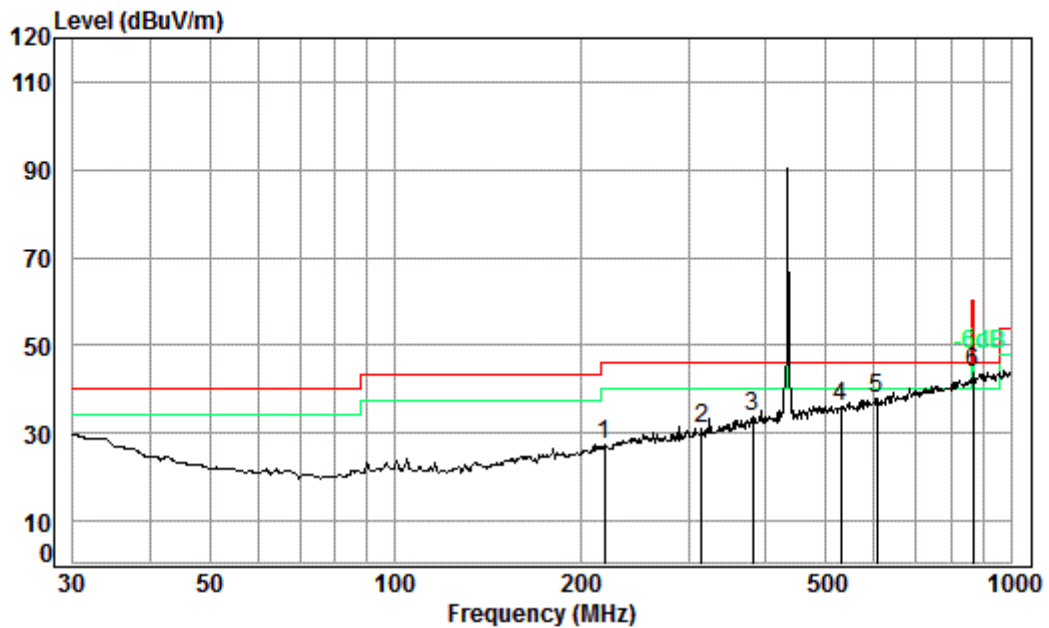
For testing performed with the loop antenna, the center of the loop was positioned 1 m above the ground and positioned with its plane vertical at the specified distance from the EUT. During testing the loop was rotated about its vertical axis for maximum response at each azimuth and also investigated with the loop positioned in the horizontal plane. Only the worst position of vertical was shown in the report.



Unless otherwise agreed in writing, this document is issued by the Company subject to its General Conditions of Service printed overleaf, available on request or accessible at <http://www.sgs.com/en/Terms-and-Conditions.aspx> and, for electronic format documents, subject to Terms and Conditions for Electronic Documents at <http://www.sgs.com/en/Terms-and-Conditions/Terms-e-Document.aspx>. Attention is drawn to the limitation of liability, indemnification and jurisdiction issues defined therein. Any holder of this document is advised that information contained hereon reflects the Company's findings at the time of its intervention only and within the limits of Client's instructions, if any. The Company's sole responsibility is to its Client and this document does not exonerate parties to a transaction from exercising all their rights and obligations under the transaction documents. This document cannot be reproduced except in full, without prior written approval of the Company. Any unauthorized alteration, forgery or falsification of the content or appearance of this document is unlawful and offenders may be prosecuted to the fullest extent of the law. Unless otherwise stated the results shown in this test report refer only to the sample(s) tested and such sample(s) are retained for 30 days only.
 Attention: To check the authenticity of testing /inspection report & certificate, please contact us at telephone: (86-755) 8307 1443, or email: CN.Doccheck@sgs.com

30MHz~1GHz

Mode:a; Polarization:Horizontal



Condition: 3m HORIZONTAL
 Job No. : 12681CR
 Test mode: a

| | Cable Freq | Cable Loss | Ant Factor | Preamp Factor | Read Level | Limit Level | Limit Line | Over Limit |
|------|------------|------------|------------|---------------|------------|-------------|------------|------------|
| | MHz | dB | dB/m | dB | dBuV | dBuV/m | dBuV/m | dB |
| 1 | 219.08 | 1.51 | 17.17 | 26.84 | 35.73 | 27.57 | 46.00 | -18.43 |
| 2 | 314.38 | 1.95 | 20.06 | 26.73 | 35.82 | 31.10 | 46.00 | -14.90 |
| 3 | 381.25 | 2.15 | 21.93 | 27.09 | 36.92 | 33.91 | 46.00 | -12.09 |
| 4 | 530.10 | 2.63 | 25.24 | 27.72 | 35.95 | 36.10 | 46.00 | -9.90 |
| 5 | 605.66 | 2.71 | 26.68 | 27.94 | 36.54 | 37.99 | 46.00 | -8.01 |
| 6 pp | 867.84 | 3.48 | 29.41 | 27.23 | 38.33 | 43.99 | 80.83 | -36.84 |

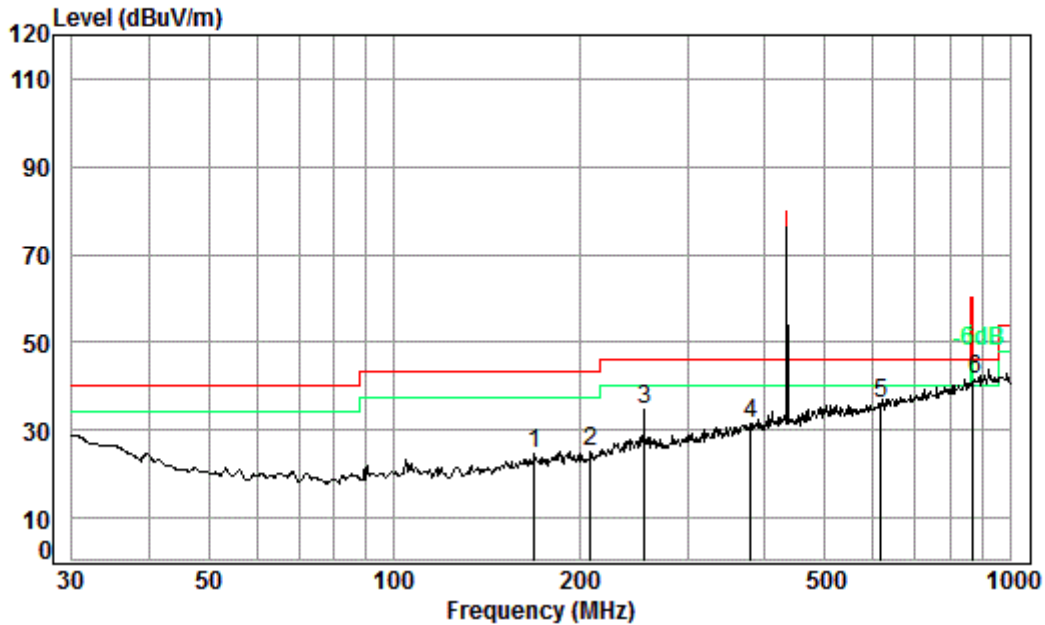
Average Value:

| Frequency (MHz) | PCDF | Average Level (dBuV/m) | Limit Line (dBuV/m) | Over Limit (dB) | Polarization |
|-----------------|--------|------------------------|---------------------|-----------------|--------------|
| 867.84 | -11.03 | 32.96 | 60.83 | -27.87 | Horizontal |



Unless otherwise agreed in writing, this document is issued by the Company subject to its General Conditions of Service printed overleaf, available on request or accessible at <http://www.sgs.com/en/Terms-and-Conditions.aspx> and, for electronic format documents, subject to Terms and Conditions for Electronic Documents at <http://www.sgs.com/en/Terms-and-Conditions/Terms-e-Documents.aspx>. Attention is drawn to the limitation of liability, indemnification and jurisdiction issues defined therein. Any holder of this document is advised that information contained hereon reflects the Company's findings at the time of its intervention only and within the limits of Client's instructions, if any. The Company's sole responsibility is to its Client and this document does not exonerate parties to a transaction from exercising all their rights and obligations under the transaction documents. This document cannot be reproduced except in full, without prior written approval of the Company. Any unauthorized alteration, forgery or falsification of the content or appearance of this document is unlawful and offenders may be prosecuted to the fullest extent of the law. Unless otherwise stated the results shown in this test report refer only to the sample(s) tested and such sample(s) are retained for 30 days only.
 Attention: To check the authenticity of testing /inspection report & certificate, please contact us at telephone: (86-755) 8307 1443, or email: CN.Doccheck@sgs.com

Mode:a; Polarization:Vertical



Condition: 3m VERTICAL
 Job No. : 12681CR
 Test mode: a

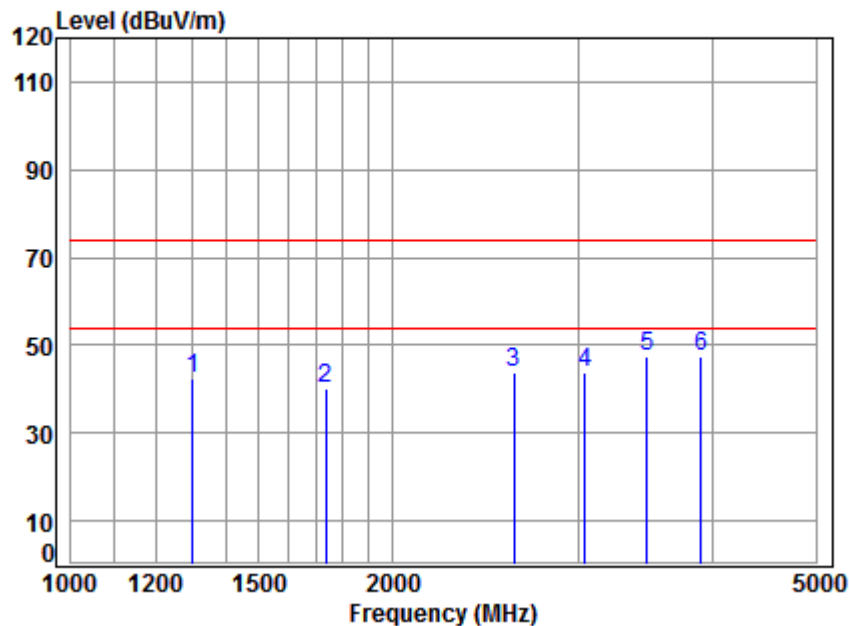
| | Freq | Cable Loss | Ant Factor | Preamp Factor | Read Level | Level | Limit Line | Over Limit |
|------|--------|------------|------------|---------------|------------|--------|------------|------------|
| | MHz | dB | dB/m | dB | dBuV | dBuV/m | dBuV/m | dB |
| 1 | 169.01 | 1.35 | 15.69 | 27.01 | 34.61 | 24.64 | 43.50 | -18.86 |
| 2 | 208.58 | 1.45 | 16.81 | 26.87 | 33.50 | 24.89 | 43.50 | -18.61 |
| 3 | 254.73 | 1.70 | 19.02 | 26.75 | 40.90 | 34.87 | 46.00 | -11.13 |
| 4 | 379.91 | 2.15 | 21.90 | 27.09 | 34.37 | 31.33 | 46.00 | -14.67 |
| 5 | 618.54 | 2.74 | 26.86 | 27.92 | 34.40 | 36.08 | 46.00 | -9.92 |
| 6 pp | 867.84 | 3.52 | 29.53 | 27.18 | 35.80 | 41.67 | 80.83 | -39.16 |



Unless otherwise agreed in writing, this document is issued by the Company subject to its General Conditions of Service printed overleaf, available on request or accessible at <http://www.sgs.com/en/Terms-and-Conditions.aspx> and, for electronic format documents, subject to Terms and Conditions for Electronic Documents at <http://www.sgs.com/en/Terms-and-Conditions/Terms-e-Documents.aspx>. Attention is drawn to the limitation of liability, indemnification and jurisdiction issues defined therein. Any holder of this document is advised that information contained hereon reflects the Company's findings at the time of its intervention only and within the limits of Client's instructions, if any. The Company's sole responsibility is to its Client and this document does not exonerate parties to a transaction from exercising all their rights and obligations under the transaction documents. This document cannot be reproduced except in full, without prior written approval of the Company. Any unauthorized alteration, forgery or falsification of the content or appearance of this document is unlawful and offenders may be prosecuted to the fullest extent of the law. Unless otherwise stated the results shown in this test report refer only to the sample(s) tested and such sample(s) are retained for 30 days only.
 Attention: To check the authenticity of testing / inspection report & certificate, please contact us at telephone: (86-755) 8307 1443, or email: CN.Doccheck@sgs.com

Above 1GHz

Mode:a; Polarization:Horizontal



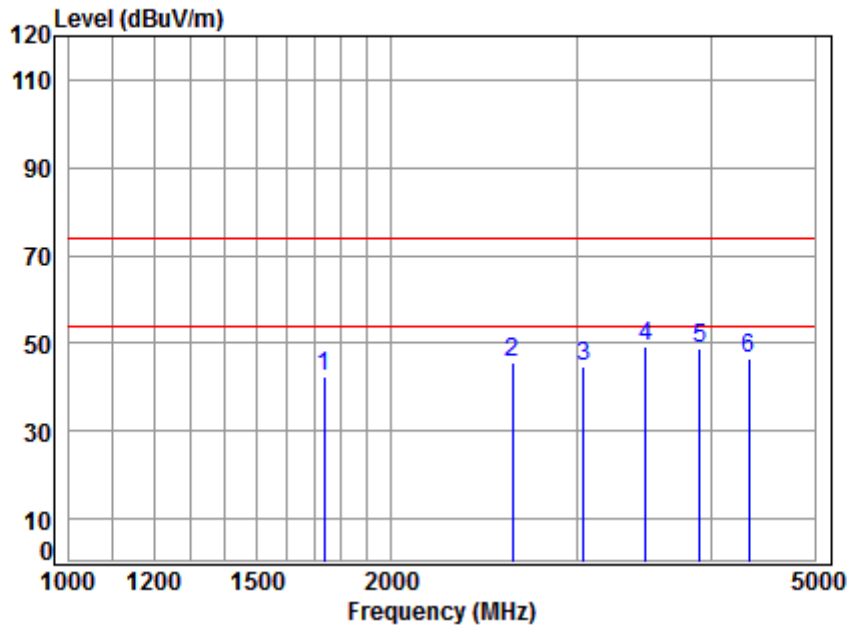
Site : chamber
 Condition: 3m HORIZONTAL
 Job No : 12681CR
 Mode : 433.92 TX SE
 Note :

| | Freq | Cable Loss | Ant Factor | Preamp Factor | Read Level | Level | Limit | Over | Remark |
|---|----------|------------|------------|---------------|------------|--------|--------|--------|--------|
| | MHz | dB | dB/m | dB | dBuV | dBuV/m | dBuV/m | dB | |
| 1 | 1301.760 | 4.81 | 25.03 | 40.56 | 53.00 | 42.28 | 74.00 | -31.72 | Peak |
| 2 | 1735.680 | 5.19 | 26.81 | 40.85 | 48.99 | 40.14 | 74.00 | -33.86 | Peak |
| 3 | 2603.520 | 5.70 | 29.19 | 41.26 | 50.04 | 43.67 | 74.00 | -30.33 | Peak |
| 4 | 3037.440 | 6.02 | 30.96 | 41.46 | 48.06 | 43.58 | 74.00 | -30.42 | Peak |
| 5 | 3471.360 | 6.43 | 31.66 | 42.09 | 51.30 | 47.30 | 74.00 | -26.70 | Peak |
| 6 | 3905.280 | 6.89 | 32.52 | 42.64 | 50.59 | 47.36 | 74.00 | -26.64 | Peak |



Unless otherwise agreed in writing, this document is issued by the Company subject to its General Conditions of Service printed overleaf, available on request or accessible at <http://www.sgs.com/en/Terms-and-Conditions.aspx> and, for electronic format documents, subject to Terms and Conditions for Electronic Documents at <http://www.sgs.com/en/Terms-and-Conditions/Terms-e-Documents.aspx>. Attention is drawn to the limitation of liability, indemnification and jurisdiction issues defined therein. Any holder of this document is advised that information contained hereon reflects the Company's findings at the time of its intervention only and within the limits of Client's instructions, if any. The Company's sole responsibility is to its Client and this document does not exonerate parties to a transaction from exercising all their rights and obligations under the transaction documents. This document cannot be reproduced except in full, without prior written approval of the Company. Any unauthorized alteration, forgery or falsification of the content or appearance of this document is unlawful and offenders may be prosecuted to the fullest extent of the law. Unless otherwise stated the results shown in this test report refer only to the sample(s) tested and such sample(s) are retained for 30 days only.

Mode:a; Polarization:Vertical



Site : chamber
 Condition: 3m VERTICAL
 Job No : 12681CR
 Mode : 433.92 TX SE
 Note :

| | Freq | Cable Loss | Ant Factor | Preamp Factor | Read Level | Level | Limit Line | Over Limit | Remark |
|---|----------|------------|------------|---------------|------------|--------|------------|------------|--------|
| | MHz | dB | dB/m | dB | dBuV | dBuV/m | dBuV/m | dB | |
| 1 | 1735.680 | 5.19 | 26.81 | 40.85 | 51.15 | 42.30 | 74.00 | -31.70 | Peak |
| 2 | 2603.520 | 5.70 | 29.19 | 41.26 | 52.03 | 45.66 | 74.00 | -28.34 | Peak |
| 3 | 3037.440 | 6.02 | 30.96 | 41.46 | 48.98 | 44.50 | 74.00 | -29.50 | Peak |
| 4 | 3471.360 | 6.43 | 31.66 | 42.09 | 53.31 | 49.31 | 74.00 | -24.69 | Peak |
| 5 | 3905.280 | 6.89 | 32.52 | 42.64 | 52.01 | 48.78 | 74.00 | -25.22 | Peak |
| 6 | 4339.200 | 7.38 | 33.32 | 43.13 | 48.78 | 46.35 | 74.00 | -27.65 | Peak |



Unless otherwise agreed in writing, this document is issued by the Company subject to its General Conditions of Service printed overleaf, available on request or accessible at <http://www.sgs.com/en/Terms-and-Conditions.aspx> and, for electronic format documents, subject to Terms and Conditions for Electronic Documents at <http://www.sgs.com/en/Terms-and-Conditions/Terms-e-Documents.aspx>. Attention is drawn to the limitation of liability, indemnification and jurisdiction issues defined therein. Any holder of this document is advised that information contained hereon reflects the Company's findings at the time of its intervention only and within the limits of Client's instructions, if any. The Company's sole responsibility is to its Client and this document does not exonerate parties to a transaction from exercising all their rights and obligations under the transaction documents. This document cannot be reproduced except in full, without prior written approval of the Company. Any unauthorized alteration, forgery or falsification of the content or appearance of this document is unlawful and offenders may be prosecuted to the fullest extent of the law. Unless otherwise stated the results shown in this test report refer only to the sample(s) tested and such sample(s) are retained for 30 days only.
 Attention: To check the authenticity of testing / inspection report & certificate, please contact us at telephone: (86-755) 8307 1443, or email: CN.Doccheck@sgs.com

8 Photographs

8.1 Test Setup

Please refer to setup photos.

8.2 EUT Constructional Details (EUT Photos)

Please Refer to external and internal photos for details.

- End of the Report -

