


## 6. Photographs of the test setup

Photo no.: 12




Spurious emission measurement 1 GHz – 12 GHz

Photo no.: 13



Spurious emission measurement 1 GHz – 12 GHz

Photo no.: 14



Spurious emission measurement 1 GHz – 12 GHz



Photo no.: 15



Spurious emission measurement 1 GHz – 12 GHz

Photo no.: 16



Spurious emission measurement 9 kHz – 30 MHz (loop antenna)

Photo no.: 17



AC conducted line measurement



Photo no.: 18



Spurious emission measurement 30 MHz – 1 GHz


Photo no.: 19



Spurious emission measurement 30 MHz – 1 GHz



Photo no.: 20



Spurious emission measurement equipment 12 GHz – 110 GHz