

ANNEX B TEST SETUP PHOTOS

1 Radiated Test Photo

Below 30 MHz




30 MHz-1 GHz



Close-Up



Above 1GHz



Close-Up



2 Conducted Emissions


Test Photo 1 (BT)




Test Photo 2 (BT)



Test Photo 1 (WIFI)



Test Photo 2 (WIFI)



3 Conducted Test Photo

Conducted Test-BT/WIFI



DFS

