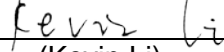



# FCC Test Report


## FCC ID: QISVTR-L29

**Project No.** : 1611C132  
**Equipment** : Smart Phone  
**Model Name** : VTR-L29  
**Applicant** : Huawei Technologies Co., Ltd.  
**Address** : Administration Building, Headquarters of Huawei Technologies Co., Ltd., Bantian, Longgang District, Shenzhen, 518129, P.R.C

**Date of Receipt** : Nov. 21, 2016  
Mar. 21, 2017  
**Date of Test** : Nov. 21, 2016 ~ Dec. 13, 2016  
Mar. 17, 2017 ~ Mar. 21, 2017  
**Issued Date** : Mar. 22, 2017  
**Tested by** : BTL Inc.

**Testing Engineer** :   
(Kevin Li)

**Technical Manager** :   
(Bill Zhang)

**Authorized Signatory** :   
(Steven Lu)

# **B T L I N C .**

No.3, Jinshagang 1st Road, Shixia, Dalang Town, Dongguan,  
Guangdong, China.

TEL: +86-769-8318-3000 FAX: +86-769-8319-6000



### **Declaration**

**BTL** represents to the client that testing is done in accordance with standard procedures as applicable and that test instruments used has been calibrated with standards traceable to international standard(s) and/or national standard(s).

**BTL's** reports apply only to the specific samples tested under conditions. It is manufacture's responsibility to ensure that additional production units of this model are manufactured with the identical electrical and mechanical components. **BTL** shall have no liability for any declarations, inferences or generalizations drawn by the client or others from **BTL** issued reports.

**BTL's** report must not be used by the client to claim product certification, approval, or endorsement by NVLAP, NIST, or any agency of the Federal Government.

This report is the confidential property of the client. As a mutual protection to the clients, the public and **BTL-self**, extracts from the test report shall not be reproduced except in full with **BTL's** authorized written approval.

**BTL's** laboratory quality assurance procedures are in compliance with the **ISO Guide 17025** requirements, and accredited by the conformity assessment authorities listed in this test report.

### **Limitation**

For the use of the authority's logo is limited unless the Test Standard(s)/Scope(s)/Item(s) mentioned in this test report is (are) included in the conformity assessment authorities acceptance respective.

<b>Table of Contents</b>	<b>Page</b>
<b>REPORT ISSUED HISTORY</b>	<b>4</b>
<b>1 . CERIFICATION</b>	<b>5</b>
<b>2 . SUMMARY OF TEST RESULTS</b>	<b>6</b>
2.1 TEST FACILITY	7
2.2 MEASUREMENT UNCERTAINTY	7
<b>3 . GENERAL INFORMATION</b>	<b>8</b>
3.1 GENERAL DESCRIPTION OF EUT	8
3.2 DESCRIPTION OF TEST MODES	10
3.3 EUT OPERATING CONDITIONS	11
3.4 BLOCK DIAGRAM SHOWING THE CONFIGURATION OF SYSTEM TESTED	11
3.5 DESCRIPTION OF SUPPORT UNITS	12
<b>4 . EMC EMISSION TEST</b>	<b>13</b>
4.1 CONDUCTED EMISSION MEASUREMENT	13
4.1.1 POWER LINE CONDUCTED EMISSION	13
4.1.2 MEASUREMENT INSTRUMENTS LIST	13
4.1.3 TEST PROCEDURE	14
4.1.4 DEVIATION FROM TEST STANDARD	14
4.1.5 TEST SETUP	14
4.1.6 TEST RESULTS	14
4.2 RADIATED EMISSION MEASUREMENT	39
4.2.1 LIMITS OF RADIATED EMISSION MEASUREMENT	39
4.2.2 MEASUREMENT INSTRUMENTS LIST	40
4.2.3 TEST PROCEDURE	41
4.2.4 DEVIATION FROM TEST STANDARD	41
4.2.5 TEST SETUP	42
4.2.6 TEST RESULTS-BELOW 1GHZ	43
4.2.7 TEST RESULTS-ABOVE 1GHZ	68

## REPORT ISSUED HISTORY

Issued No.	Description	Issued Date
BTL-FCCE-1-1611C132	Original report	Dec. 14, 2016
BTL-FCCE-1-1611C132B	<p>Compared with previous report (BTL-FCCE-1-1611C132),</p> <p>A. UFS switches to EMMC</p> <p>B. As the power supply circuit is different, the rear layout is partly different.</p> <p>C. Functionality decreased significantly:</p> <ol style="list-style-type: none"> <li>1. B40 narrowband filter removed</li> <li>2. PA model changed (power Bias has changed, but the overall performance remain the same).</li> </ol> <p>So the radiated test items have been re-evaluated and recorded in the test report.</p>	Mar. 23, 2017

## 1. CERIFICATION

Equipment : Smart Phone  
Brand Name : HUAWEI  
Model Name : VTR-L29  
Applicant : Huawei Technologies Co., Ltd.  
Manufacturer : Huawei Technologies Co., Ltd.  
Address : Administration Building, Headquarters of Huawei Technologies Co., Ltd.,  
Bantian, Longgang District, Shenzhen, 518129, P.R.C  
Factory : Huawei Technologies Co., Ltd.  
Address : Administration Building, Headquarters of Huawei Technologies Co., Ltd.,  
Bantian, Longgang District, Shenzhen, 518129, P.R.C  
Date of Test : Nov. 21, 2016 ~ Dec. 13, 2016  
Mar. 17, 2017 ~ Mar. 21, 2017  
Test Sample : Engineering Sample  
Standard(s) : FCC Part 15, Subpart B  
ANSI C63.4-2014

The above equipment has been tested and found compliance with the requirement of the relative standards by BTL Inc.

The test data, data evaluation, and equipment configuration contained in our test report (Ref No. BTL-FCCE-1-1611C132B) were obtained utilizing the test procedures, test instruments, test sites that has been accredited by the Authority of TAF according to the ISO-17025 quality assessment standard and technical standard(s).

## 2. SUMMARY OF TEST RESULTS

Test procedures according to the technical standard(s):

EMC Emission				
Standard(s)	Test Item	Limit	Judgment	Remark
FCC Part 15, Subpart B ANSI C63.4-2014	Conducted Emission	Class B	PASS	
	Radiated emission Below 1 GHz	Class B	PASS	
	Radiated emission Above 1 GHz	Class B	PASS	NOTE(2)

### NOTE:

- (1) " N/A" denotes test is not applicable to this device.
- (2) The EUT's max operating frequency exceeds 108 MHz, so the test will be performed.

## 2.1 TEST FACILITY

The test facilities used to collect the test data in this report at the location of No.3, Jinshagang 1st Road, Shixia, Dalang Town, Dongguan, Guangdong, China.

## 2.2 MEASUREMENT UNCERTAINTY

Where relevant, the following measurement uncertainty levels have been estimated for tests performed on the EUT as specified in CISPR 16-4-2. The BTL measurement uncertainty is less than the CISPR 16-4-2  $U_{\text{CISPR}}$  requirement.

The reported uncertainty of measurement  $y \pm U$ , where expanded uncertainty  $U$  is based on a standard uncertainty multiplied by a coverage factor of  $k=2$ , providing a level of confidence of approximately 95%.

### A. Conducted Measurement :

Test Site	Method	Measurement Frequency Range	U, (dB)
DG-C02	CISPR	150 kHz ~ 30MHz	2.32

### B. Radiated Measurement :

Test Site	Method	Measurement Frequency Range	Ant. H / V	U, (dB)
DG-CB08 (3m)	CISPR	30MHz ~ 200MHz	V	4.68
		30MHz ~ 200MHz	H	4.68
		200MHz ~ 1,000MHz	V	4.90
		200MHz ~ 1,000MHz	H	4.90



Test Site	Method	Measurement Frequency Range	U, (dB)
DG-CB08 (3m)	CISPR	1 ~ 6 GHz	4.26
		6 ~ 18 GHz	5.30

Test Site	Method	Measurement Frequency Range	U, (dB)
DG-CB08 (1m)	CISPR	18 ~ 26.5 GHz	4.54
		26.5 ~ 40 GHz	4.60

Note: Unless specifically mentioned, the uncertainty of measurement has not been taken into account to declare the compliance or non-compliance to the specification.

### 3. GENERAL INFORMATION

#### 3.1 GENERAL DESCRIPTION OF EUT

Equipment	Smart Phone			
Brand Name	HUAWEI			
Model Name	VTR-L29			
Model Difference	N/A			
Frequency	Mode		Work Frequency	
			Transmit Frequency	Receive Frequency
	GSM(SIM1)	GSM850	824 - 849	869 - 894
		PCS1900	1850-1910	1930-1990
	GSM(SIM2)	GSM850	824 - 849	869 - 894
		PCS1900	1850-1910	1930-1990
	UMTS(SIM1)	Band II	1850-1910	1930-1990
		Band IV	1710-1755	2110-2155
		Band V	824 - 849	869 - 894
	UMTS(SIM2)	Band II	1850-1910	1930-1990
		Band IV	1710-1755	2110-2155
		Band V	824 - 849	869 - 894
	LTE(SIM1)	Band II	1850-1910	1930-1990
		Band IV	1710-1755	2110-2155
		Band V	824 - 849	869 - 894
		Band VII	2500-2570	2620-2690
		Band XII	699-716	729-746
		Band XVII	704-716	734-746
		Band XXVI	814-849	859-894
		Band XXIX	N/A	717-728
		Band XXXVIII	2570-2620	2570-2620
		Band XLI	2555-2655	2555-2655
	Bluetooth		2400-2483.5	2400-2483.5
	Wi-Fi 2.4G		2400-2483.5	2400-2483.5
	Wi-Fi 5G		5150-5350	5150-5350
			5470-5850	5470-5850
	NFC		13.56	13.56
	GPS		-	1575.42
Power Source	#1 DC Voltage supplied from AC/DC adapter. #2 Battery Supplied.			
Power Rating	#1 Input: 100-240V -5V 0.75A, Output:5V  2A/4.5A, 4.5V  5A #2 DC 3.82V 3100mAh			
HW Version	HL1AVTRM			
SW Version	D188-L29C432B083			

Note:

- For a more detailed features description, please refer to the manufacturer's specifications or the user's manual.

2. The EUT contains following accessory devices

Item	Mfr/Brand	Model.
Battery	Sunwoda Electronic Co., LTD	HB386280ECW
	SCUD (FUJIAN) Electronics Co., Ltd	HB386280ECW
	Desay Battery Co., Ltd.	HB386280ECW
USB Cable	LUXSHARE-ICT Co., Ltd.	L99UC018-CS-H
	Chang Shu Honglin Technology Co.,Ltd.	130-27309
Earphone	JIANGXI LIANCHUANG HONGSHENG ELECTRONIC CO., LTD	MEMD1632B580C00
	BOLUO COUNTY QUANCHENG ELECTRONIC CO., LTD	1311-3291-3.5mm-229
	Goer Tek Inc	NA12
	MERRY ELECTRONICS (SHENZHEN) CO., LTD.	EMC309-001
Adapter	DONGGUAN PHITEK ELECTRONICS CO.,LTD.	HW-050450B00(UK)
	SHENZHEN HUNTKEY ELECTRONIC CO.,LTD.	HW-050450E00(EU)
	Salcomp (Shenzhen)Co.,Ltd	HW-050450U00(US) HW-050450A00(AU)

### 3.2 DESCRIPTION OF TEST MODES

To investigate the maximum EMI emission characteristics generated from EUT, the test system was pre-scanning tested base on the consideration of following EUT operation mode or test configuration mode which possible have effect on EMI emission level. Each of these EUT operation mode(s) or test configuration mode(s) mentioned above was evaluated respectively.

Pretest Mode	Description
Mode 1	USB copy(EUT with PC)+Idle+ Earphone
Mode 2	Adapter+Idle+BT+2.4G WIFI+GPS+Camera on+Earphone
Mode 3	Adapter+Idle+BT+5G WIFI+GPS+Camera on+Earphone
Mode 4	Adapter+Idle+Playing+Speaker
Mode 5	Adapter+Traffic (GSM)+ Earphone
Mode 6	Adapter+Traffic (WCDMA)
Mode 7	Adapter+Traffic (LTE)

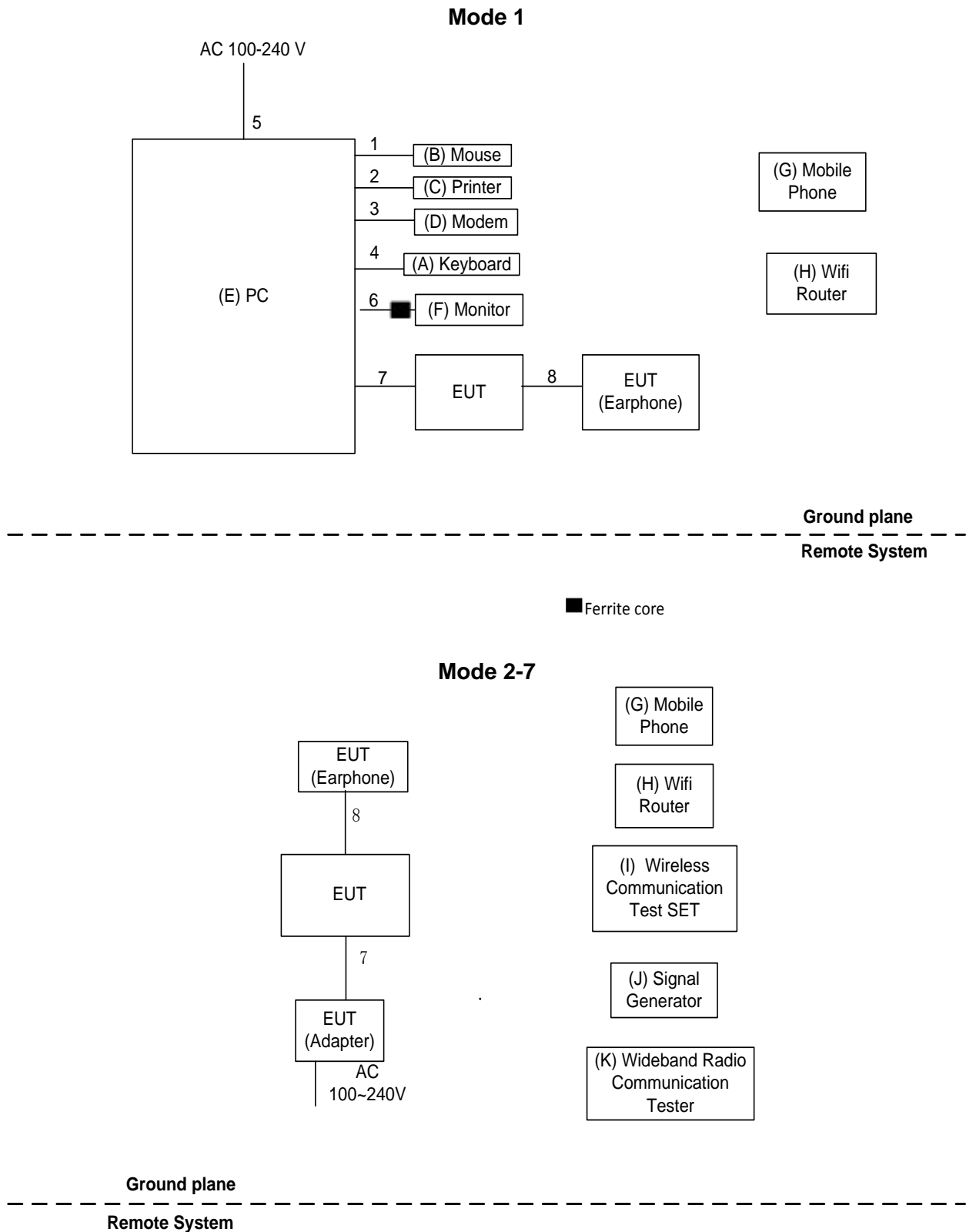
For Conducted Test	
Final Test Mode	Description
Mode 1	USB copy(EUT with PC)+Idle+ Earphone
Mode 2	Adapter+Idle+BT+2.4G WIFI+GPS+Camera on+Earphone
Mode 3	Adapter+Idle+BT+5G WIFI+GPS+Camera on+Earphone
Mode 4	Adapter+Idle+Playing+Speaker
Mode 5	Adapter+Traffic (GSM)+ Earphone
Mode 6	Adapter+Traffic (WCDMA)
Mode 7	Adapter+Traffic (LTE)

For Radiated Test	
Final Test Mode	Description
Mode 1	USB copy(EUT with PC)+Idle+ Earphone
Mode 2	Adapter+Idle+BT+2.4G WIFI+GPS+Camera on+Earphone
Mode 3	Adapter+Idle+BT+5G WIFI+GPS+Camera on+Earphone
Mode 4	Adapter+Idle+Playing+Speaker
Mode 5	Adapter+Traffic (GSM)+ Earphone
Mode 6	Adapter+Traffic (WCDMA)
Mode 7	Adapter+Traffic (LTE)

### 3.3 EUT OPERATING CONDITIONS

The EUT exercise program used during radiated and/or conducted emission measurement was designed to exercise the various system components in a manner similar to a typical use.

### 3.4 BLOCK DIAGRAM SHOWING THE CONFIGURATION OF SYSTEM TESTED



### 3.5 DESCRIPTION OF SUPPORT UNITS

The EUT has been tested as an independent unit together with other necessary accessories or support units. The following support units or accessories were used to form a representative test configuration during the tests.

Item	Equipment	Mfr/Brand	Model/Type No.	FCC ID	Series No.
A	USB Keyboard	Dell	L100	DOC	CNORH6596589071T08NE
B	USB Mouse	Dell	MO56UOA	DOC	FQJ000BS
C	Printer	SII	DPU-414	DOC	3018507 B
D	Modem	ACEEX	DM-1414V	IFAXDM1414	0603002131
E	PC	Dell	DCSM 745	DOC	G7K832X
F	LCD monitor	Dell	E177FPc	DOC	CNOFJ179-64180-6AG-1WNS
G	Mobile phone	Samsung	SGH-1747	A3LSGH1747	R31C208VLDB
H	Wireless Router	ASUS	RT-AC66U	MSQ-RTAC66U	E8ICGG000138
I	Wireless Communication Test SET	Agilent	(8960 Series) E5515C	N/A	MY48364183
J	Signal Generator	Agilent	E4438C	N/A	MY49071316
K	Wideband Radio Communication Tester	RS	CMW500	N/A	122125

Item	Shielded Type	Ferrite Core	Length	Note
1	YES	NO	1.8m	USB Cable
2	YES	NO	1.8m	Parallel Cable
3	YES	NO	1.8m	RS232 Cable
4	YES	NO	1.8m	USB Cable
5	NO	NO	1.8m	AC power Cable
6	YES	YES	1.8m	D-SUB Cable
7	YES	NO	1m	USB Cable
8	NO	NO	1.2m	Earphone Cable

## 4. EMC EMISSION TEST

### 4.1 CONDUCTED EMISSION MEASUREMENT

#### 4.1.1 POWER LINE CONDUCTED EMISSION (FREQUENCY RANGE 150KHZ-30MHZ)

FREQUENCY (MHz)	Class A (dBuV)		Class B (dBuV)	
	Quasi-peak	Average	Quasi-peak	Average
0.15 -0.5	79.00	66.00	66 - 56 *	56 - 46 *
0.50 -5.0	73.00	60.00	56.00	46.00
5.0 -30.0	73.00	60.00	60.00	50.00

Note:

- (1) The tighter limit applies at the band edges.
- (2) The limit of " \* " marked band means the limitation decreases linearly with the logarithm of the frequency in the range.
- (3) The test result calculated as following:  
 Measurement Value = Reading Level + Correct Factor  
 Correct Factor = Insertion Loss + Cable Loss + Attenuator Factor(if use)  
 Margin Level = Measurement Value - Limit Value

#### 4.1.2 MEASUREMENT INSTRUMENTS LIST

Item	Kind of Equipment	Manufacturer	Type No.	Serial No.	Calibrated until
1	LISN	EMCO	3816/2	0052765	Mar. 27, 2017
2	LISN	R&S	ENV216	101447	Mar. 27, 2017
3	Test Cable	emci	RG223(9K Hz-30MHz)	C_17	Mar. 10, 2017
4	EMI Test Receiver	R&S	ESCI	100382	Mar. 27, 2017
5	50Ω Terminator	SHX	TF2-3G-A	08122901	Mar. 27, 2017
6	Measurement Software	Farad	EZ-EMC Ver.NB-03A 1-01	N/A	N/A

Remark: "N/A" denotes no model name, serial no. or calibration specified.

All calibration period of equipment list is one year.

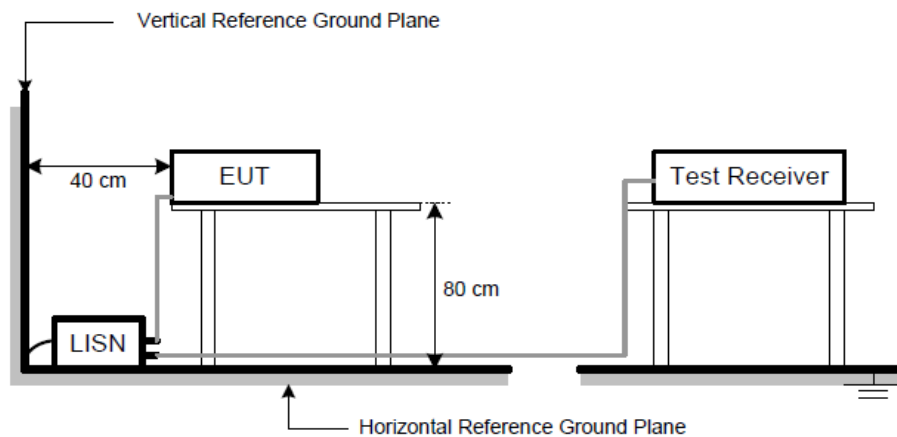
#### 4.1.3 TEST PROCEDURE

- The EUT was placed 0.8 meters from the horizontal ground plane with EUT being connected to the power mains through a line impedance stabilization network (LISN). All other support equipment powered from additional LISN(s). The LISN provide 50 Ohm/ 50uH of coupling impedance for the measuring instrument.
- Interconnecting cables that hang closer than 40 cm to the ground plane shall be folded back and forth in the center forming a bundle 30 to 40 cm long.
- I/O cables that are not connected to a peripheral shall be bundled in the center. The end of the cable may be terminated, if required, using the correct terminating impedance. The overall length shall not exceed 1 m.
- LISN at least 80 cm from nearest part of EUT chassis.
- For the actual test configuration, please refer to the related Item –EUT Test Photos.
- First the whole spectrum of emission caused by equipment under test(EUT) is recorded with Detector set to peak. Peak value recorded in table if the margin from QP Limit is larger than 2dB, otherwise, QP value is recorded, Measuring frequency range from 150KHz to 30MHz.

#### 4.1.4 DEVIATION FROM TEST STANDARD

No deviation

#### 4.1.5 TEST SETUP



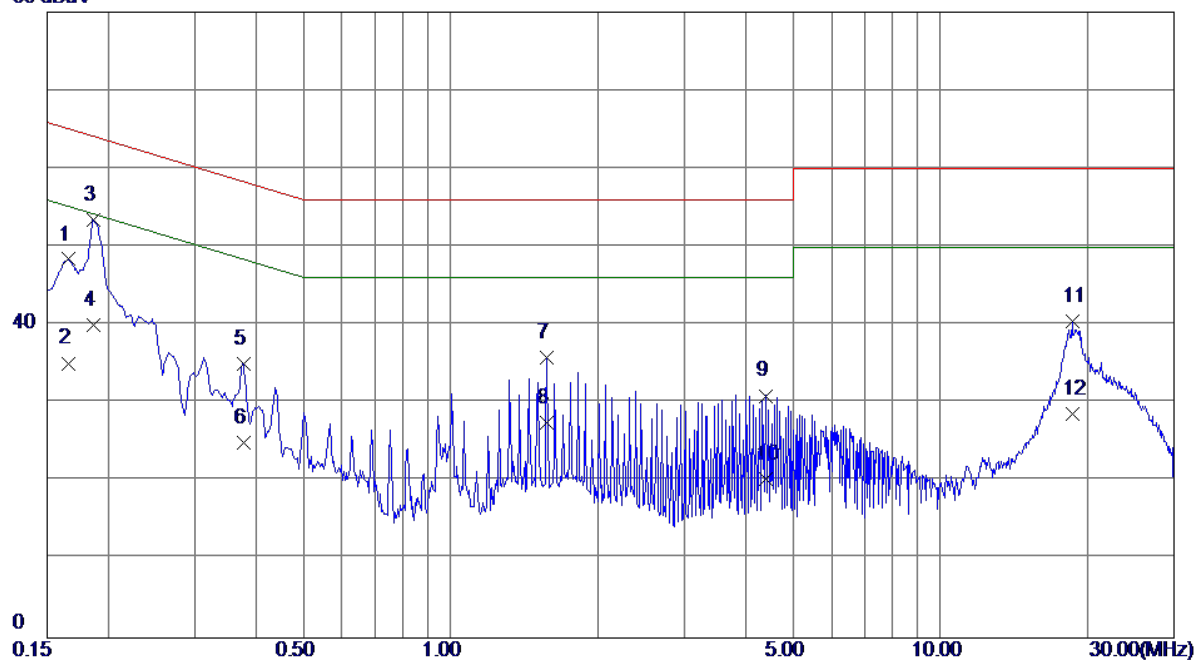
#### 4.1.6 TEST RESULTS

Remark

- Reading in which marked as QP means measurements by using are Quasi-Peak Mode with Detector BW=9KHz; SPA setting in RBW=10KHz, VBW =10KHz, Swp. Time = 0.3 sec./MHz. Reading in which marked as AV means measurements by using are Average Mode with instrument setting in RBW=10KHz, VBW=10KHz, Swp. Time =0.3 sec./MHz.
- All readings are QP Mode value unless otherwise stated AVG in column of 『Note』. If the QP Mode Measured value compliance with the QP Limits and lower than AVG Limits, the EUT shall be deemed to meet both QP & AVG Limits and then only QP Mode was measured, but AVG Mode didn't perform. In this case, a “\*” marked in AVG Mode column of Interference Voltage Measured.

EUT	Smart Phone	Model Name	VTR-L29
Temperature	25°C	Relative Humidity	53%
Test Voltage	AC 120V/60Hz	Phase	Line
Test Mode	USB copy(EUT with PC)+Idle+ Earphone		
Note	USB Cable:HONGLIN+Battery:DESAY+Earphone:Lianchuang		
Test Engineer	Kevin Li		

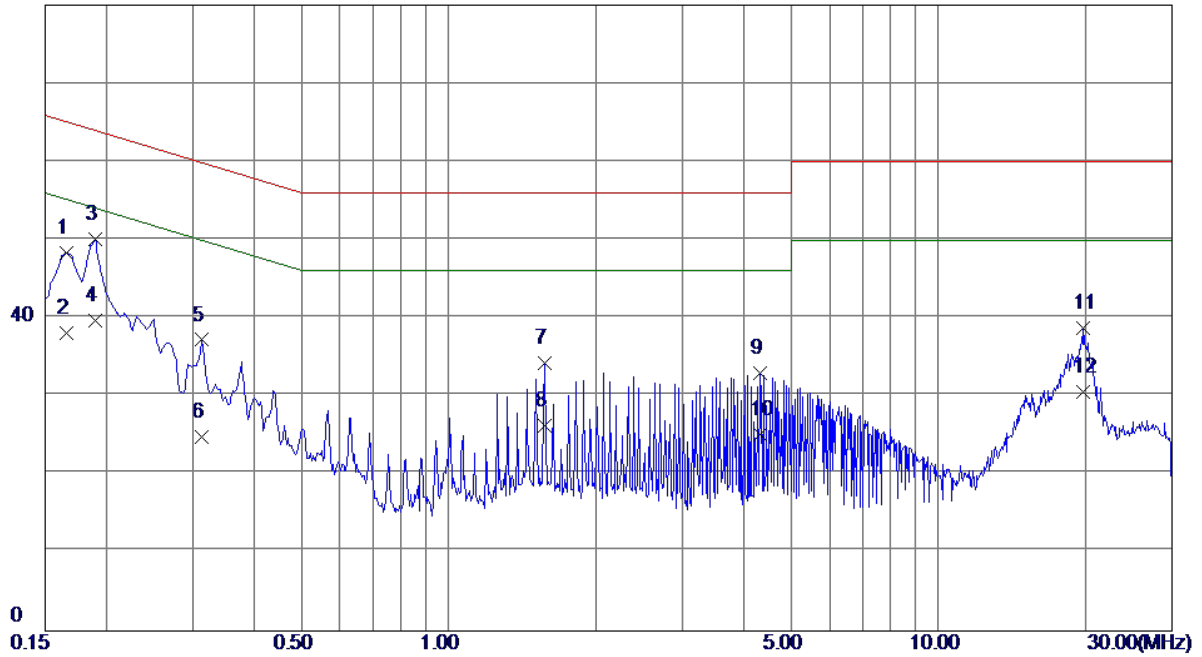
80 dBuV



No.	Freq. MHz	Reading Level dBuV	Correct Factor dB	Measure ment dBuV	Limit dBuV	Margin dB	Detector
1	0.1660	38.88	9.52	48.40	65.16	-16.76	QP
2	0.1660	25.60	9.52	35.12	55.16	-20.04	AVG
3 *	0.1860	43.85	9.53	53.38	64.21	-10.83	QP
4	0.1860	30.50	9.53	40.03	54.21	-14.18	AVG
5	0.3780	25.55	9.54	35.09	58.32	-23.23	QP
6	0.3780	15.40	9.54	24.94	48.32	-23.38	AVG
7	1.5700	26.02	9.88	35.90	56.00	-20.10	QP
8	1.5700	17.60	9.88	27.48	46.00	-18.52	AVG
9	4.3940	20.85	10.11	30.96	56.00	-25.04	QP
10	4.3940	10.20	10.11	20.31	46.00	-25.69	AVG
11	18.5860	30.16	10.39	40.55	60.00	-19.45	QP
12	18.5860	18.20	10.39	28.59	50.00	-21.41	AVG

EUT	Smart Phone	Model Name	VTR-L29
Temperature	25°C	Relative Humidity	53%
Test Voltage	AC 120V/60Hz	Phase	Neutral
Test Mode	USB copy(EUT with PC)+Idle+ Earphone		
Note	USB Cable:HONGLIN+Battery:DESAY+Earphone:Lianchuang		
Test Engineer	Kevin Li		

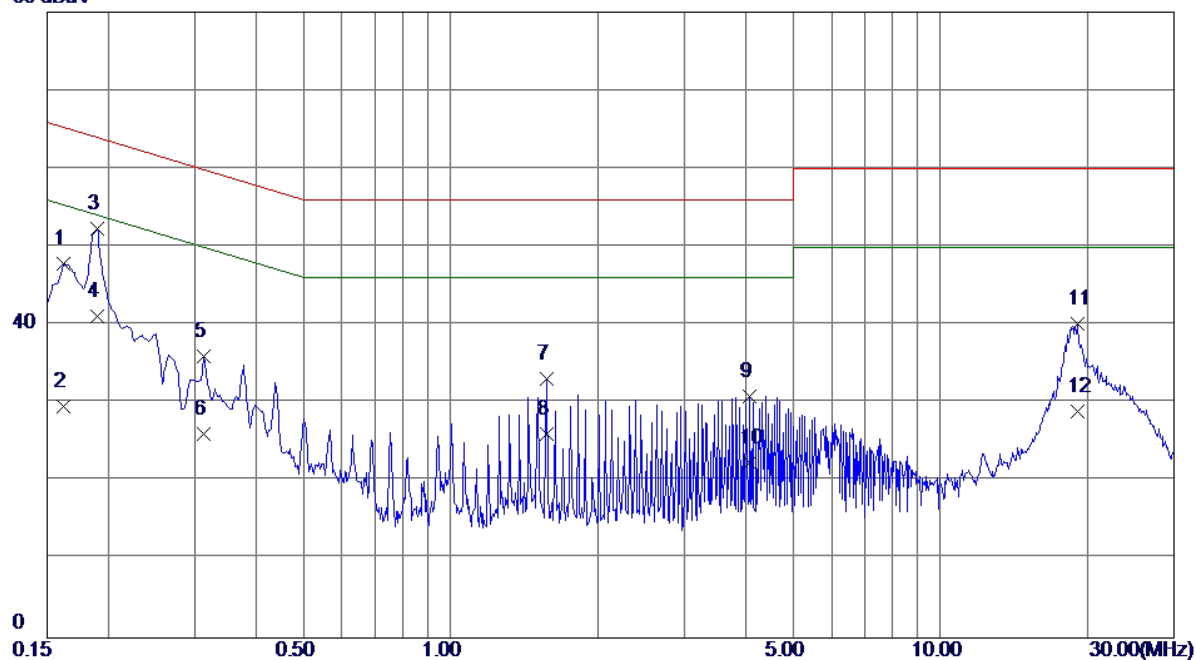
80 dBuV



No.	Freq. MHz	Reading Level dBuV	Correct Factor dB	Measure ment dBuV	Limit dBuV	Margin dB	Detector
1	0.1660	38.93	9.44	48.37	65.16	-16.79	QP
2	0.1660	28.60	9.44	38.04	55.16	-17.12	AVG
3 *	0.1900	40.53	9.49	50.02	64.04	-14.02	QP
4	0.1900	30.21	9.49	39.70	54.04	-14.34	AVG
5	0.3140	27.67	9.53	37.20	59.86	-22.66	QP
6	0.3140	15.20	9.53	24.73	49.86	-25.13	AVG
7	1.5700	24.58	9.68	34.26	56.00	-21.74	QP
8	1.5700	16.50	9.68	26.18	46.00	-19.82	AVG
9	4.3340	23.01	9.92	32.93	56.00	-23.07	QP
10	4.3340	15.20	9.92	25.12	46.00	-20.88	AVG
11	19.7860	28.23	10.49	38.72	60.00	-21.28	QP
12	19.7860	20.11	10.49	30.60	50.00	-19.40	AVG

EUT	Smart Phone	Model Name	VTR-L29
Temperature	25°C	Relative Humidity	53%
Test Voltage	AC 120V/60Hz	Phase	Line
Test Mode	USB copy(EUT with PC)+Idle+ Earphone		
Note	USB Cable:Luxshare+Battery:Sunwoda+Earphone:QUANCHENG		
Test Engineer	Kevin Li		

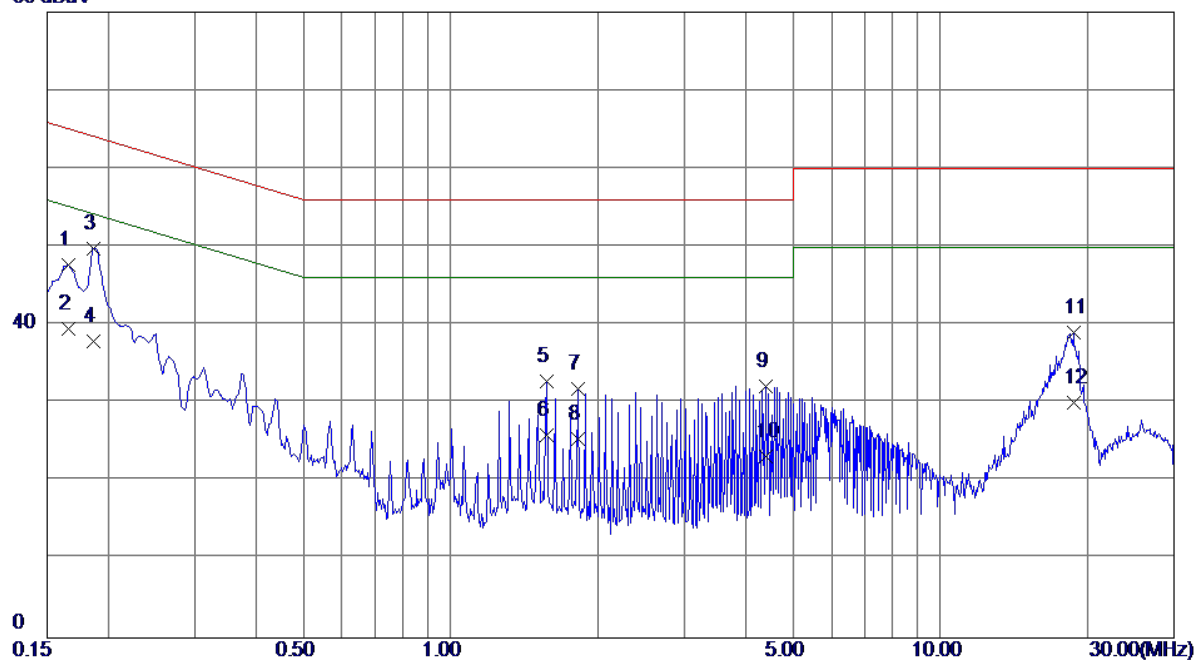
80 dBuV



No.	Freq. MHz	Reading Level dBuV	Correct Factor dB	Measure ment dBuV	Limit dBuV	Margin dB	Detector
1	0.1620	38.30	9.52	47.82	65.36	-17.54	QP
2	0.1620	20.10	9.52	29.62	55.36	-25.74	AVG
3 *	0.1900	42.86	9.53	52.39	64.04	-11.65	QP
4	0.1900	31.60	9.53	41.13	54.04	-12.91	AVG
5	0.3140	26.50	9.53	36.03	59.86	-23.83	QP
6	0.3140	16.50	9.53	26.03	49.86	-23.83	AVG
7	1.5700	23.31	9.88	33.19	56.00	-22.81	QP
8	1.5700	16.20	9.88	26.08	46.00	-19.92	AVG
9	4.0820	20.72	10.17	30.89	56.00	-25.11	QP
10	4.0820	12.20	10.17	22.37	46.00	-23.63	AVG
11	19.0220	29.80	10.39	40.19	60.00	-19.81	QP
12	19.0220	18.60	10.39	28.99	50.00	-21.01	AVG

EUT	Smart Phone	Model Name	VTR-L29
Temperature	25°C	Relative Humidity	53%
Test Voltage	AC 120V/60Hz	Phase	Neutral
Test Mode	USB copy(EUT with PC)+Idle+ Earphone		
Note	USB Cable:Luxshare+Battery:Sunwoda+Earphone:QUANCHENG		
Test Engineer	Kevin Li		

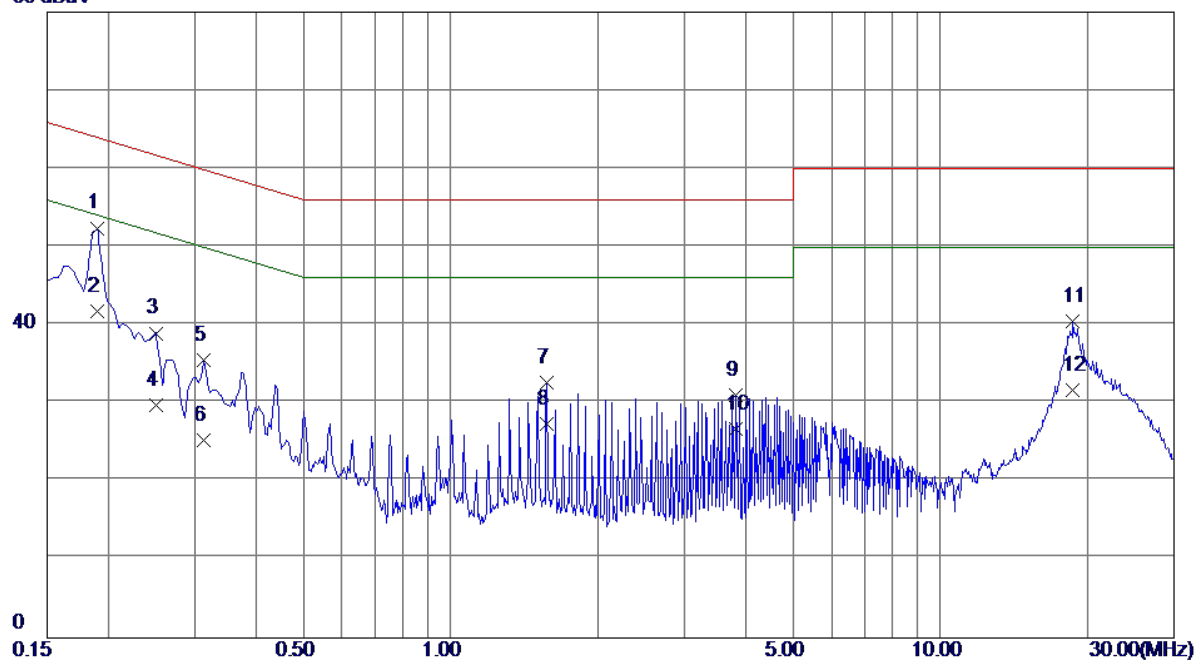
80 dBuV



No.	Freq. MHz	Reading Level dBuV	Correct Factor dB	Measure ment dBuV	Limit dBuV	Margin dB	Detector
1	0.1660	38.23	9.44	47.67	65.16	-17.49	QP
2	0.1660	30.10	9.44	39.54	55.16	-15.62	AVG
3 *	0.1860	40.24	9.48	49.72	64.21	-14.49	QP
4	0.1860	28.40	9.48	37.88	54.21	-16.33	AVG
5	1.5700	23.08	9.68	32.76	56.00	-23.24	QP
6	1.5700	16.20	9.68	25.88	46.00	-20.12	AVG
7	1.8220	22.14	9.68	31.82	56.00	-24.18	QP
8	1.8220	15.80	9.68	25.48	46.00	-20.52	AVG
9	4.3940	22.27	9.93	32.20	56.00	-23.80	QP
10	4.3940	13.20	9.93	23.13	46.00	-22.87	AVG
11	18.7099	28.63	10.46	39.09	60.00	-20.91	QP
12	18.7099	19.60	10.46	30.06	50.00	-19.94	AVG

EUT	Smart Phone	Model Name	VTR-L29
Temperature	25°C	Relative Humidity	53%
Test Voltage	AC 120V/60Hz	Phase	Line
Test Mode	USB copy(EUT with PC)+Idle+ Earphone		
Note	USB Cable:Luxshare+Battery:SCUD+Earphone:MERRY		
Test Engineer	Kevin Li		

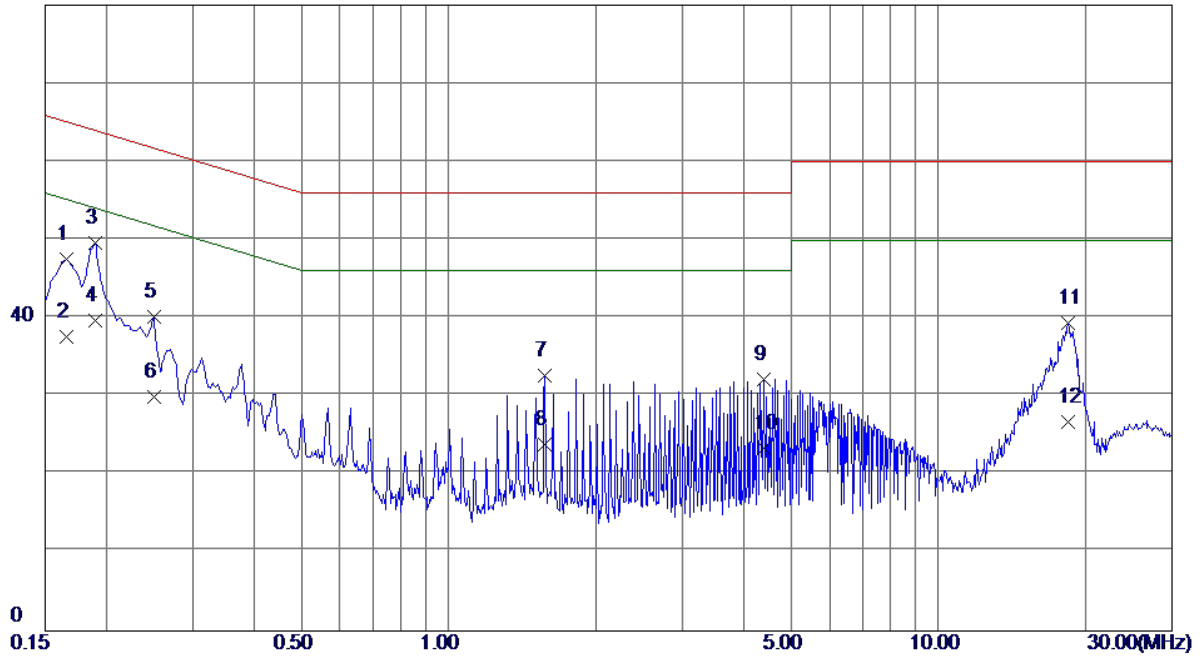
80 dBuV



No.	Freq. MHz	Reading Level dBuV	Correct Factor dB	Measure ment dBuV	Limit dBuV	Margin dB	Detector
1 *	0.1900	42.87	9.53	52.40	64.04	-11.64	QP
2	0.1900	32.20	9.53	41.73	54.04	-12.31	AVG
3	0.2500	29.43	9.53	38.96	61.76	-22.80	QP
4	0.2500	20.30	9.53	29.83	51.76	-21.93	AVG
5	0.3140	25.95	9.53	35.48	59.86	-24.38	QP
6	0.3140	15.80	9.53	25.33	49.86	-24.53	AVG
7	1.5700	22.70	9.88	32.58	56.00	-23.42	QP
8	1.5700	17.50	9.88	27.38	46.00	-18.62	AVG
9	3.8300	20.82	10.17	30.99	56.00	-25.01	QP
10	3.8300	16.50	10.17	26.67	46.00	-19.33	AVG
11	18.6460	30.13	10.39	40.52	60.00	-19.48	QP
12	18.6460	21.30	10.39	31.69	50.00	-18.31	AVG

EUT	Smart Phone	Model Name	VTR-L29
Temperature	25°C	Relative Humidity	53%
Test Voltage	AC 120V/60Hz	Phase	Neutral
Test Mode	USB copy(EUT with PC)+Idle+ Earphone		
Note	USB Cable:Luxshare+Battery:SCUD+Earphone:MERRY		
Test Engineer	Kevin Li		

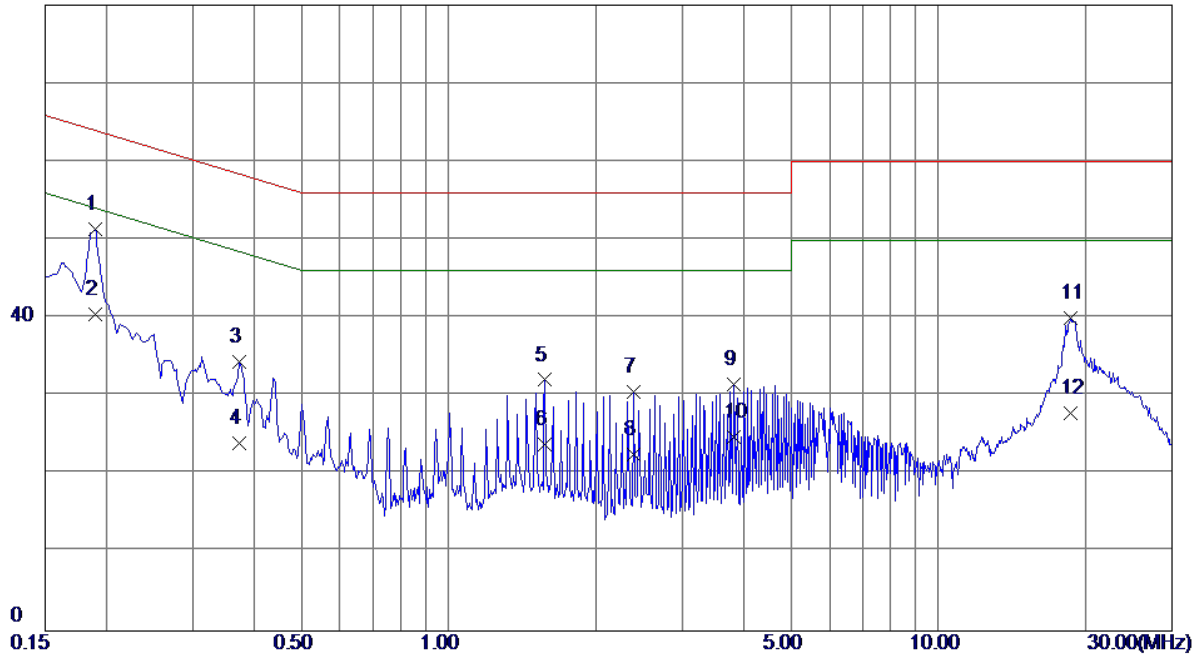
80 dBuV



No.	Freq. MHz	Reading Level dBuV	Correct Factor dB	Measure ment dBuV	Limit dBuV	Margin dB	Detector
1	0.1660	38.01	9.44	47.45	65.16	-17.71	QP
2	0.1660	28.20	9.44	37.64	55.16	-17.52	AVG
3	0.1900	40.08	9.49	49.57	64.04	-14.47	QP
4 *	0.1900	30.21	9.49	39.70	54.04	-14.34	AVG
5	0.2500	30.58	9.53	40.11	61.76	-21.65	QP
6	0.2500	20.40	9.53	29.93	51.76	-21.83	AVG
7	1.5700	22.94	9.68	32.62	56.00	-23.38	QP
8	1.5700	14.20	9.68	23.88	46.00	-22.12	AVG
9	4.3940	22.24	9.93	32.17	56.00	-23.83	QP
10	4.3940	13.50	9.93	23.43	46.00	-22.57	AVG
11	18.4580	28.95	10.46	39.41	60.00	-20.59	QP
12	18.4580	16.20	10.46	26.66	50.00	-23.34	AVG

EUT	Smart Phone	Model Name	VTR-L29
Temperature	25°C	Relative Humidity	53%
Test Voltage	AC 120V/60Hz	Phase	Line
Test Mode	USB copy(EUT with PC)+Idle+ Earphone		
Note	USB Cable:HONGLIN+Battery:SCUD+Earphone:GoerTek		
Test Engineer	Kevin Li		

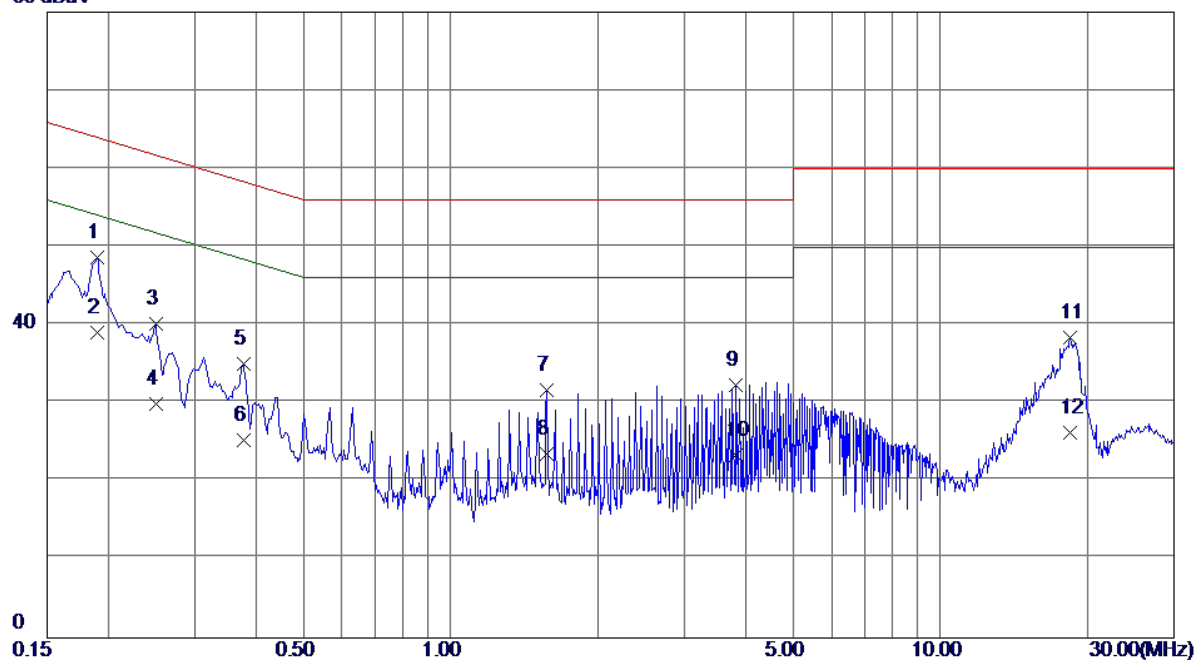
80 dBuV



No.	Freq. MHz	Reading Level dBuV	Correct Factor dB	Measure ment dBuV	Limit dBuV	Margin dB	Detector
1 *	0.1900	41.87	9.53	51.40	64.04	-12.64	QP
2	0.1900	31.00	9.53	40.53	54.04	-13.51	AVG
3	0.3740	24.87	9.54	34.41	58.41	-24.00	QP
4	0.3740	14.50	9.54	24.04	48.41	-24.37	AVG
5	1.5700	22.20	9.88	32.08	56.00	-23.92	QP
6	1.5700	14.00	9.88	23.88	46.00	-22.12	AVG
7	2.3860	20.59	10.04	30.63	56.00	-25.37	QP
8	2.3860	12.50	10.04	22.54	46.00	-23.46	AVG
9	3.8300	21.32	10.17	31.49	56.00	-24.51	QP
10	3.8300	14.60	10.17	24.77	46.00	-21.23	AVG
11	18.6460	29.63	10.39	40.02	60.00	-19.98	QP
12	18.6460	17.40	10.39	27.79	50.00	-22.21	AVG

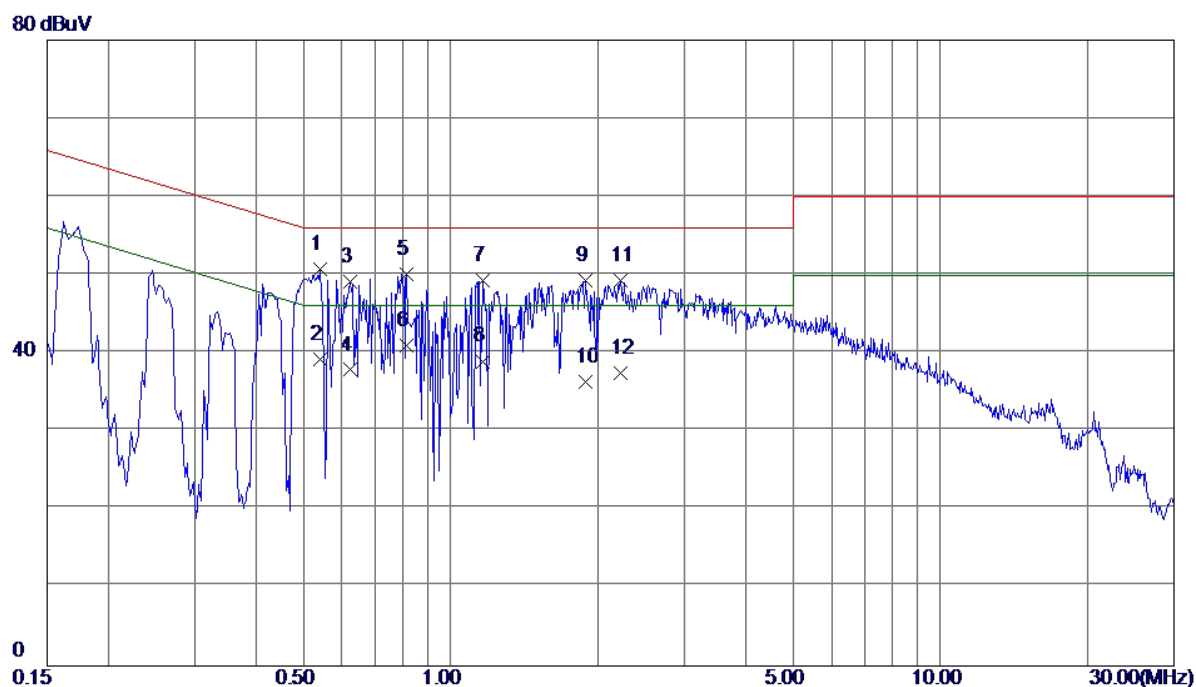
EUT	Smart Phone	Model Name	VTR-L29
Temperature	25°C	Relative Humidity	53%
Test Voltage	AC 120V/60Hz	Phase	Neutral
Test Mode	USB copy(EUT with PC)+Idle+ Earphone		
Note	USB Cable:HONGLIN+Battery:SCUD+Earphone:GoerTek		
Test Engineer	Kevin Li		

80 dBuV



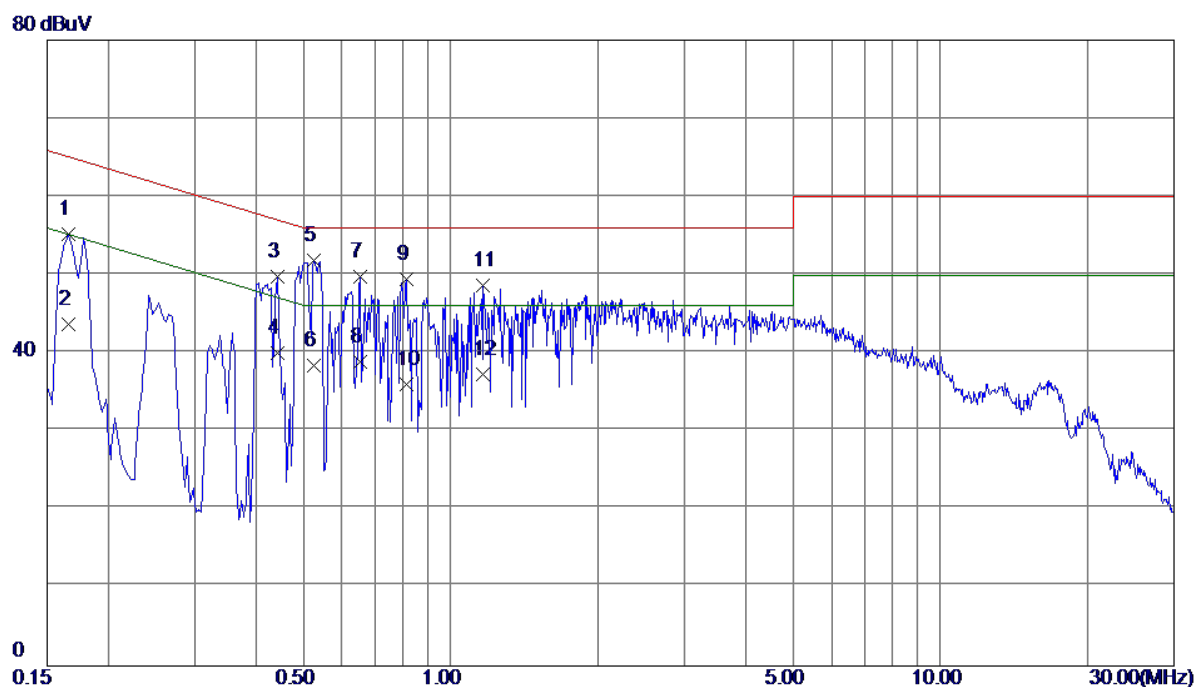
No.	Freq. MHz	Reading Level dBuV	Correct Factor dB	Measure ment dBuV	Limit dBuV	Margin dB	Detector
1	0.1900	39.08	9.49	48.57	64.04	-15.47	QP
2 *	0.1900	29.61	9.49	39.10	54.04	-14.94	AVG
3	0.2500	30.58	9.53	40.11	61.76	-21.65	QP
4	0.2500	20.40	9.53	29.93	51.76	-21.83	AVG
5	0.3780	25.56	9.48	35.04	58.32	-23.28	QP
6	0.3780	15.80	9.48	25.28	48.32	-23.04	AVG
7	1.5700	21.94	9.68	31.62	56.00	-24.38	QP
8	1.5700	13.80	9.68	23.48	46.00	-22.52	AVG
9	3.8300	22.47	9.87	32.34	56.00	-23.66	QP
10	3.8300	13.50	9.87	23.37	46.00	-22.63	AVG
11	18.4580	27.95	10.46	38.41	60.00	-21.59	QP
12	18.4580	15.80	10.46	26.26	50.00	-23.74	AVG

EUT	Smart Phone	Model Name	VTR-L29
Temperature	25°C	Relative Humidity	53%
Test Voltage	AC 120V/60Hz	Phase	Line
Test Mode	Adapter+Idle+BT+2.4G WIFI+GPS+Camera on+Earphone		
Note	Adapter:Phitek(US)+USB Cable:HONGLIN+Battery:DESAY+ Earphone: Lianchuang		
Test Engineer	Kevin Li		



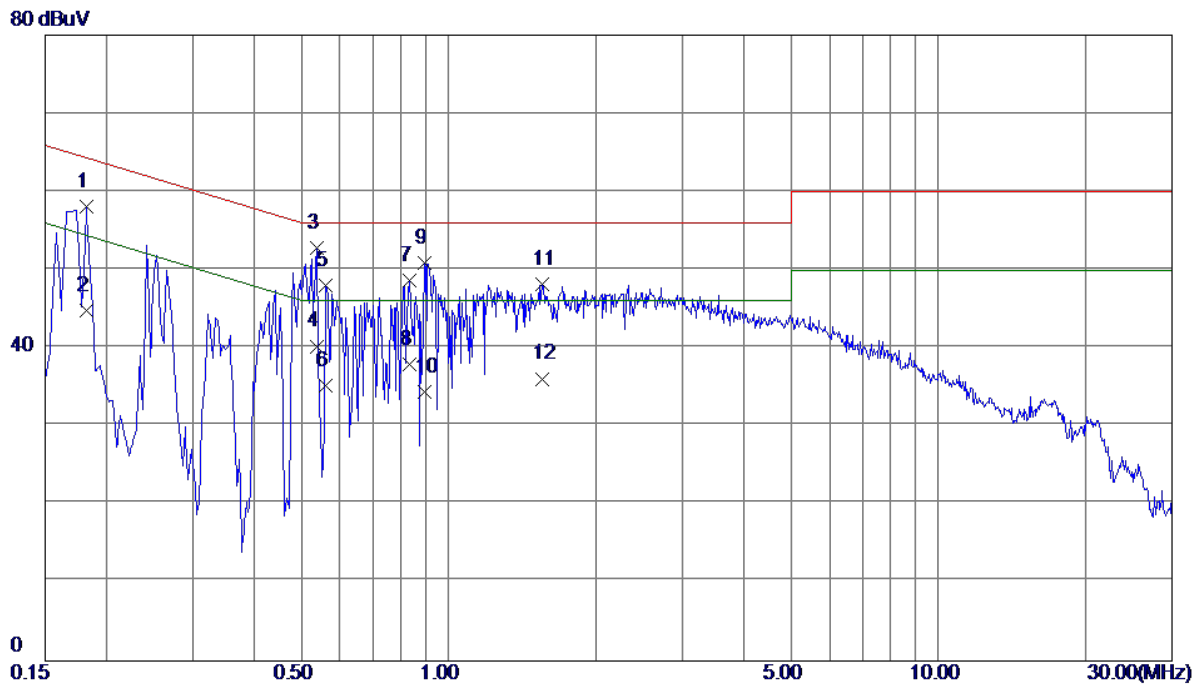
No.	Freq. MHz	Reading Level dBuV	Correct Factor dB	Measure ment dBuV	Limit dBuV	Margin dB	Detector
1	0.5420	41.13	9.64	50.77	56.00	-5.23	QP
2	0.5420	29.50	9.64	39.14	46.00	-6.86	AVG
3	0.6220	39.55	9.64	49.19	56.00	-6.81	QP
4	0.6220	28.20	9.64	37.84	46.00	-8.16	AVG
5	0.8139	40.27	9.75	50.02	56.00	-5.98	QP
6 *	0.8139	31.20	9.75	40.95	46.00	-5.05	AVG
7	1.1660	39.44	9.76	49.20	56.00	-6.80	QP
8	1.1660	29.20	9.76	38.96	46.00	-7.04	AVG
9	1.8820	39.42	9.89	49.31	56.00	-6.69	QP
10	1.8820	26.50	9.89	36.39	46.00	-9.61	AVG
11	2.2260	39.23	9.98	49.21	56.00	-6.79	QP
12	2.2260	27.40	9.98	37.38	46.00	-8.62	AVG

EUT	Smart Phone	Model Name	VTR-L29
Temperature	25°C	Relative Humidity	53%
Test Voltage	AC 120V/60Hz	Phase	Neutral
Test Mode	Adapter+Idle+BT+2.4G WIFI+GPS+Camera on+Earphone		
Note	Adapter:Phitek(US)+USB Cable:HONGLIN+Battery:DESAY+Earphone:Lianchuang		
Test Engineer	Kevin Li		



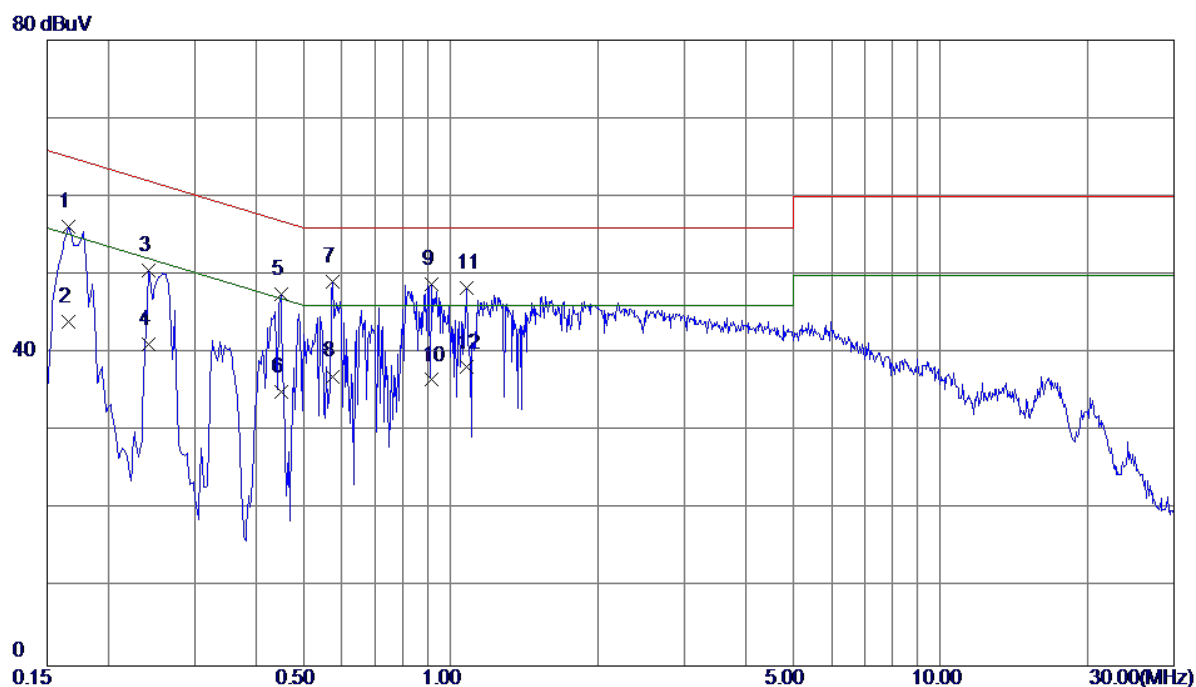
No.	Freq. MHz	Reading Level dBuV	Correct Factor dB	Measure ment dBuV	Limit dBuV	Margin dB	Detector
1	0.1660	45.69	9.44	55.13	65.16	-10.03	QP
2	0.1660	34.20	9.44	43.64	55.16	-11.52	AVG
3	0.4420	40.25	9.44	49.69	57.02	-7.33	QP
4	0.4420	30.60	9.44	40.04	47.02	-6.98	AVG
5 *	0.5260	42.47	9.44	51.91	56.00	-4.09	QP
6	0.5260	28.90	9.44	38.34	46.00	-7.66	AVG
7	0.6540	40.36	9.45	49.81	56.00	-6.19	QP
8	0.6540	29.40	9.45	38.85	46.00	-7.15	AVG
9	0.8139	39.95	9.56	49.51	56.00	-6.49	QP
10	0.8139	26.50	9.56	36.06	46.00	-9.94	AVG
11	1.1660	38.91	9.66	48.57	56.00	-7.43	QP
12	1.1660	27.60	9.66	37.26	46.00	-8.74	AVG

EUT	Smart Phone	Model Name	VTR-L29
Temperature	25°C	Relative Humidity	53%
Test Voltage	AC 120V/60Hz	Phase	Line
Test Mode	Adapter+Idle+BT+5G WIFI+GPS+Camera on+Earphone		
Note	Adapter:Phitek(US)+USB Cable:HONGLIN+Battery:DESAY+Earphone:Lianchuang		
Test Engineer	Kevin Li		



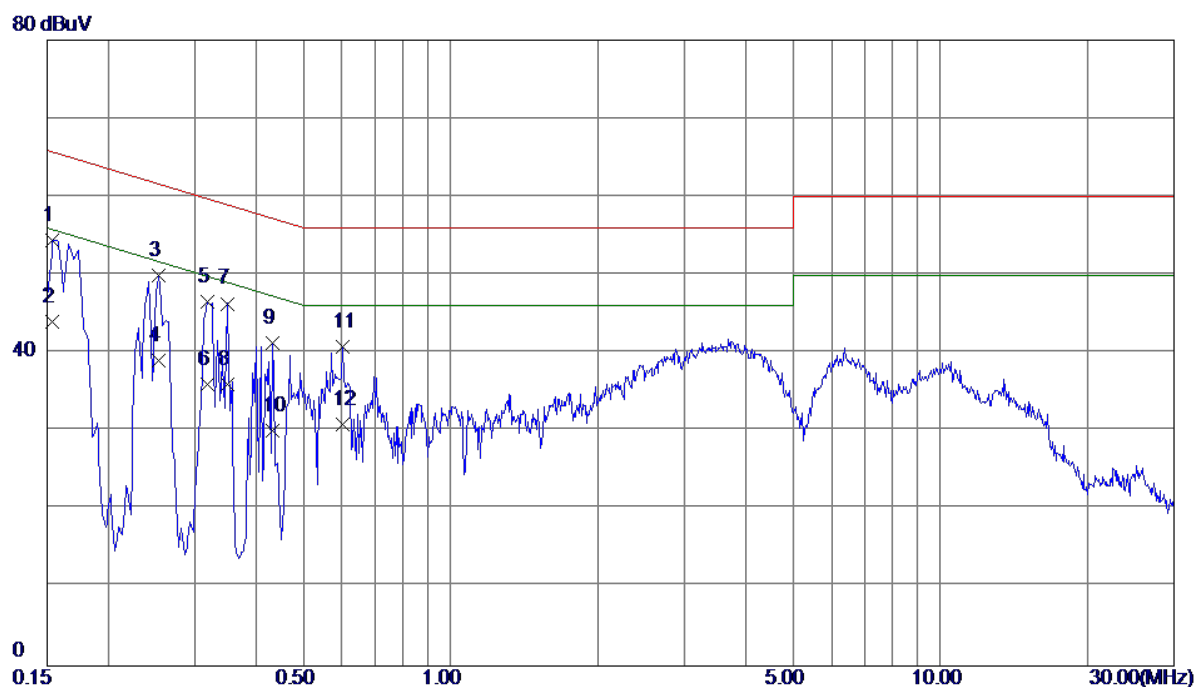
No.	Freq. MHz	Reading Level dBuV	Correct Factor dB	Measure ment dBuV	Limit dBuV	Margin dB	Detector
1	0.1819	48.56	9.53	58.09	64.40	-6.31	QP
2	0.1819	35.20	9.53	44.73	54.40	-9.67	AVG
3 *	0.5380	43.18	9.64	52.82	56.00	-3.18	QP
4	0.5380	30.60	9.64	40.24	46.00	-5.76	AVG
5	0.5620	38.36	9.64	48.00	56.00	-8.00	QP
6	0.5620	25.60	9.64	35.24	46.00	-10.76	AVG
7	0.8340	38.88	9.75	48.63	56.00	-7.37	QP
8	0.8340	28.10	9.75	37.85	46.00	-8.15	AVG
9	0.8940	41.16	9.75	50.91	56.00	-5.09	QP
10	0.8940	24.60	9.75	34.35	46.00	-11.65	AVG
11	1.5500	38.30	9.88	48.18	56.00	-7.82	QP
12	1.5500	26.20	9.88	36.08	46.00	-9.92	AVG

EUT	Smart Phone	Model Name	VTR-L29
Temperature	25°C	Relative Humidity	53%
Test Voltage	AC 120V/60Hz	Phase	Neutral
Test Mode	Adapter+Idle+BT+5G WIFI+GPS+Camera on+Earphone		
Note	Adapter:Phitek(US)+USB Cable:HONGLIN+Battery:DESAY+Earphone:Lianchuang		
Test Engineer	Kevin Li		



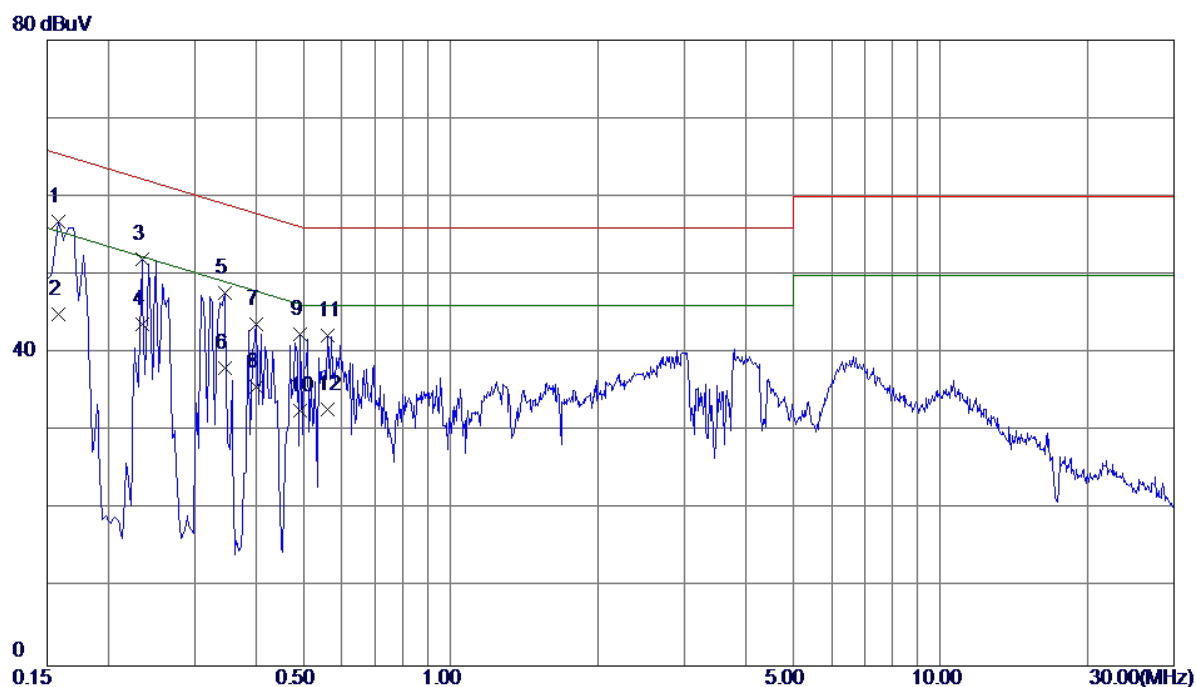
No.	Freq. MHz	Reading Level dBuV	Correct Factor dB	Measure ment dBuV	Limit dBuV	Margin dB	Detector
1	0.1660	46.76	9.44	56.20	65.16	-8.96	QP
2	0.1660	34.50	9.44	43.94	55.16	-11.22	AVG
3	0.2420	41.02	9.53	50.55	62.03	-11.48	QP
4	0.2420	31.60	9.53	41.13	52.03	-10.90	AVG
5	0.4500	38.07	9.44	47.51	56.88	-9.37	QP
6	0.4500	25.60	9.44	35.04	46.88	-11.84	AVG
7 *	0.5740	39.62	9.44	49.06	56.00	-6.94	QP
8	0.5740	27.60	9.44	37.04	46.00	-8.96	AVG
9	0.9140	39.07	9.66	48.73	56.00	-7.27	QP
10	0.9140	26.90	9.66	36.56	46.00	-9.44	AVG
11	1.0780	38.72	9.66	48.38	56.00	-7.62	QP
12	1.0780	28.50	9.66	38.16	46.00	-7.84	AVG

EUT	Smart Phone	Model Name	VTR-L29
Temperature	25°C	Relative Humidity	53%
Test Voltage	AC 120V/60Hz	Phase	Line
Test Mode	Adapter+Idle+BT+5G WIFI+GPS+Camera on+Earphone		
Note	Adapter:Salcomp(US)+USB Cable:HONGLIN+Battery:DESAY+Earphone:Lianchuang		
Test Engineer	Kevin Li		



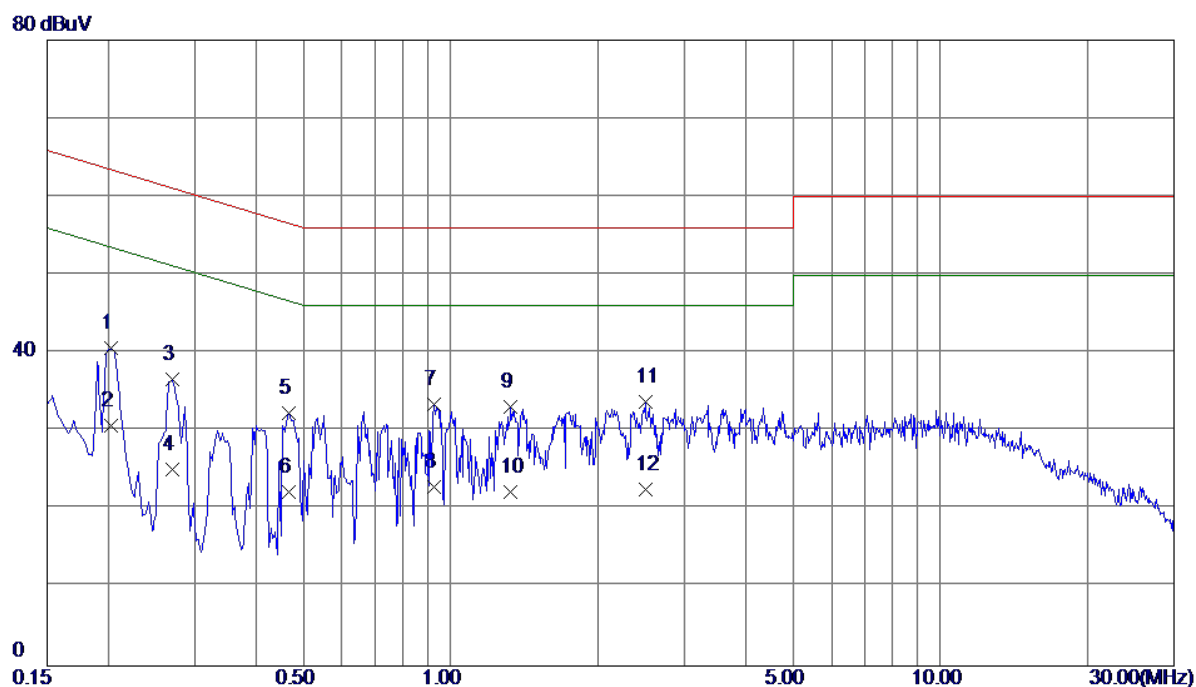
No.	Freq. MHz	Reading Level dBuV	Correct Factor dB	Measure ment dBuV	Limit dBuV	Margin dB	Detector
1 *	0.1539	44.85	9.52	54.37	65.79	-11.42	QP
2	0.1539	34.50	9.52	44.02	55.79	-11.77	AVG
3	0.2540	40.45	9.53	49.98	61.63	-11.65	QP
4	0.2540	29.50	9.53	39.03	51.63	-12.60	AVG
5	0.3180	36.99	9.53	46.52	59.76	-13.24	QP
6	0.3180	26.40	9.53	35.93	49.76	-13.83	AVG
7	0.3500	36.79	9.53	46.32	58.96	-12.64	QP
8	0.3500	26.50	9.53	36.03	48.96	-12.93	AVG
9	0.4340	31.68	9.57	41.25	57.18	-15.93	QP
10	0.4340	20.50	9.57	30.07	47.18	-17.11	AVG
11	0.6020	31.16	9.64	40.80	56.00	-15.20	QP
12	0.6020	21.30	9.64	30.94	46.00	-15.06	AVG

EUT	Smart Phone	Model Name	VTR-L29
Temperature	25°C	Relative Humidity	53%
Test Voltage	AC 120V/60Hz	Phase	Neutral
Test Mode	Adapter+Idle+BT+5G WIFI+GPS+Camera on+Earphone		
Note	Adapter:Salcomp(US)+USB Cable:HONGLIN+Battery:DESAY+Earphone:Lianchuang		
Test Engineer	Kevin Li		



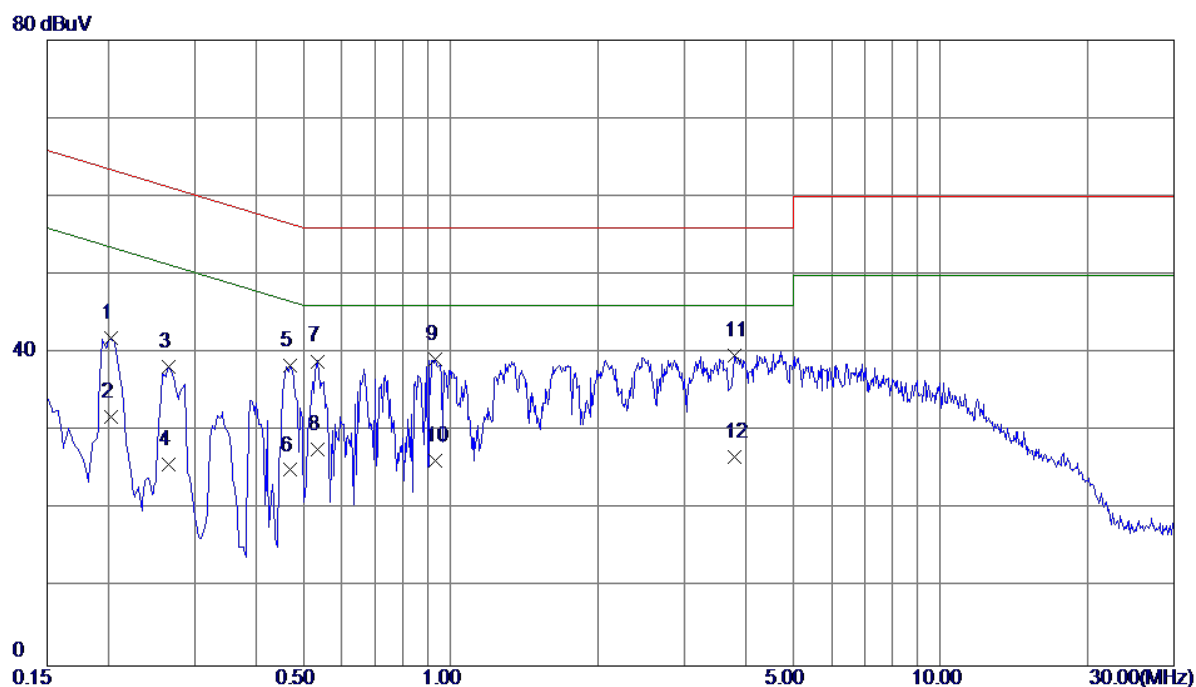
No.	Freq. MHz	Reading Level dBuV	Correct Factor dB	Measure ment dBuV	Limit dBuV	Margin dB	Detector
1	0.1580	47.33	9.48	56.81	65.57	-8.76	QP
2	0.1580	35.50	9.48	44.98	55.57	-10.59	AVG
3	0.2340	42.47	9.53	52.00	62.31	-10.31	QP
4 *	0.2340	34.21	9.53	43.74	52.31	-8.57	AVG
5	0.3460	38.23	9.53	47.76	59.06	-11.30	QP
6	0.3460	28.60	9.53	38.13	49.06	-10.93	AVG
7	0.4020	34.30	9.44	43.74	57.81	-14.07	QP
8	0.4020	26.20	9.44	35.64	47.81	-12.17	AVG
9	0.4940	32.97	9.44	42.41	56.10	-13.69	QP
10	0.4940	23.20	9.44	32.64	46.10	-13.46	AVG
11	0.5620	32.83	9.44	42.27	56.00	-13.73	QP
12	0.5620	23.40	9.44	32.84	46.00	-13.16	AVG

EUT	Smart Phone	Model Name	VTR-L29
Temperature	25°C	Relative Humidity	53%
Test Voltage	AC 120V/60Hz	Phase	Line
Test Mode	Adapter+Idle+BT+5G WIFI+GPS+Camera on+Earphone		
Note	Adapter:Huntkey(US)+USB Cable:HONGLIN+Battery:DESAY+Earphone: Lianchuang		
Test Engineer	Kevin Li		



No.	Freq. MHz	Reading Level dBuV	Correct Factor dB	Measure ment dBuV	Limit dBuV	Margin dB	Detector
1	0.2020	31.13	9.53	40.66	63.53	-22.87	QP
2	0.2020	21.20	9.53	30.73	53.53	-22.80	AVG
3	0.2700	27.05	9.53	36.58	61.12	-24.54	QP
4	0.2700	15.60	9.53	25.13	51.12	-25.99	AVG
5	0.4660	22.75	9.60	32.35	56.58	-24.23	QP
6	0.4660	12.61	9.60	22.21	46.58	-24.37	AVG
7	0.9260	23.66	9.76	33.42	56.00	-22.58	QP
8	0.9260	13.20	9.76	22.96	46.00	-23.04	AVG
9	1.3260	23.31	9.81	33.12	56.00	-22.88	QP
10	1.3260	12.50	9.81	22.31	46.00	-23.69	AVG
11 *	2.4980	23.61	10.09	33.70	56.00	-22.30	QP
12	2.4980	12.40	10.09	22.49	46.00	-23.51	AVG

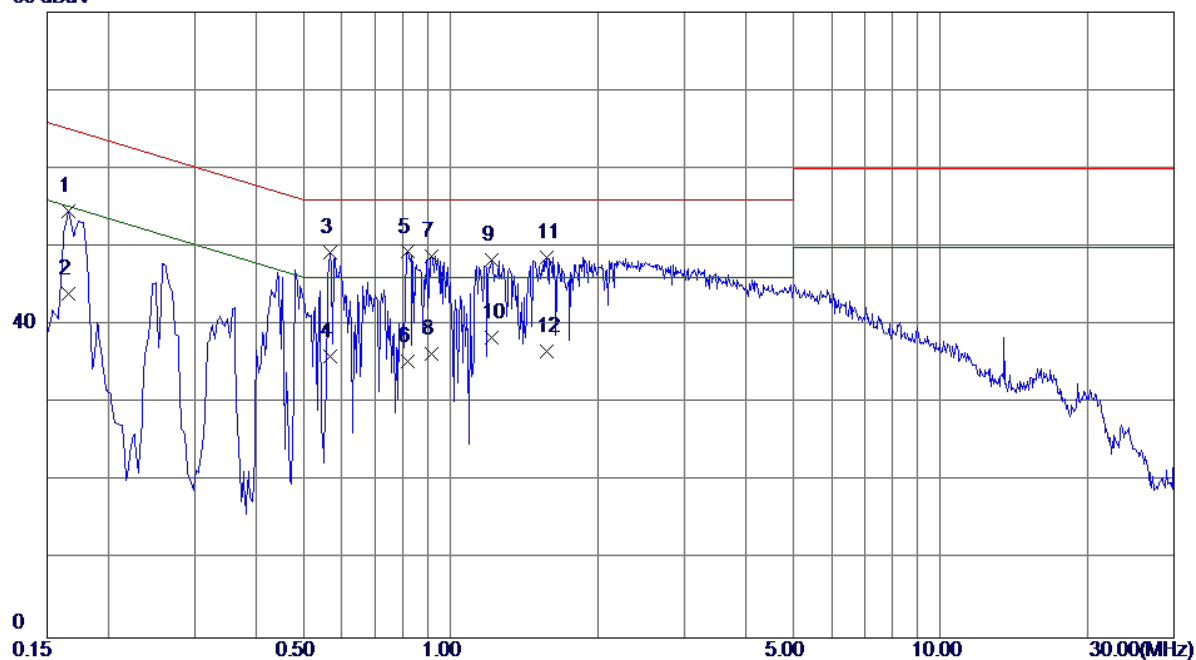
EUT	Smart Phone	Model Name	VTR-L29
Temperature	25°C	Relative Humidity	53%
Test Voltage	AC 120V/60Hz	Phase	Neutral
Test Mode	Adapter+Idle+BT+5G WIFI+GPS+Camera on+Earphone		
Note	Adapter:Huntkey(US)+USB Cable:HONGLIN+Battery:DESAY+Earphone: Lianchuang		
Test Engineer	Kevin Li		



No.	Freq. MHz	Reading Level dBuV	Correct Factor dB	Measure ment dBuV	Limit dBuV	Margin dB	Detector
1	0.2020	32.43	9.53	41.96	63.53	-21.57	QP
2	0.2020	22.30	9.53	31.83	53.53	-21.70	AVG
3	0.2660	28.78	9.53	38.31	61.24	-22.93	QP
4	0.2660	16.20	9.53	25.73	51.24	-25.51	AVG
5	0.4700	28.98	9.44	38.42	56.51	-18.09	QP
6	0.4700	15.60	9.44	25.04	46.51	-21.47	AVG
7	0.5340	29.52	9.44	38.96	56.00	-17.04	QP
8	0.5340	18.30	9.44	27.74	46.00	-18.26	AVG
9	0.9300	29.47	9.66	39.13	56.00	-16.87	QP
10	0.9300	16.60	9.66	26.26	46.00	-19.74	AVG
11 *	3.8020	29.83	9.87	39.70	56.00	-16.30	QP
12	3.8020	16.90	9.87	26.77	46.00	-19.23	AVG

EUT	Smart Phone	Model Name	VTR-L29
Temperature	25°C	Relative Humidity	53%
Test Voltage	AC 120V/60Hz	Phase	Line
Test Mode	Adapter+Idle+Playing+Speaker		
Note	Adapter:Phitek(US)+USB Cable:HONGLIN+Battery:DESAY		
Test Engineer	Kevin Li		

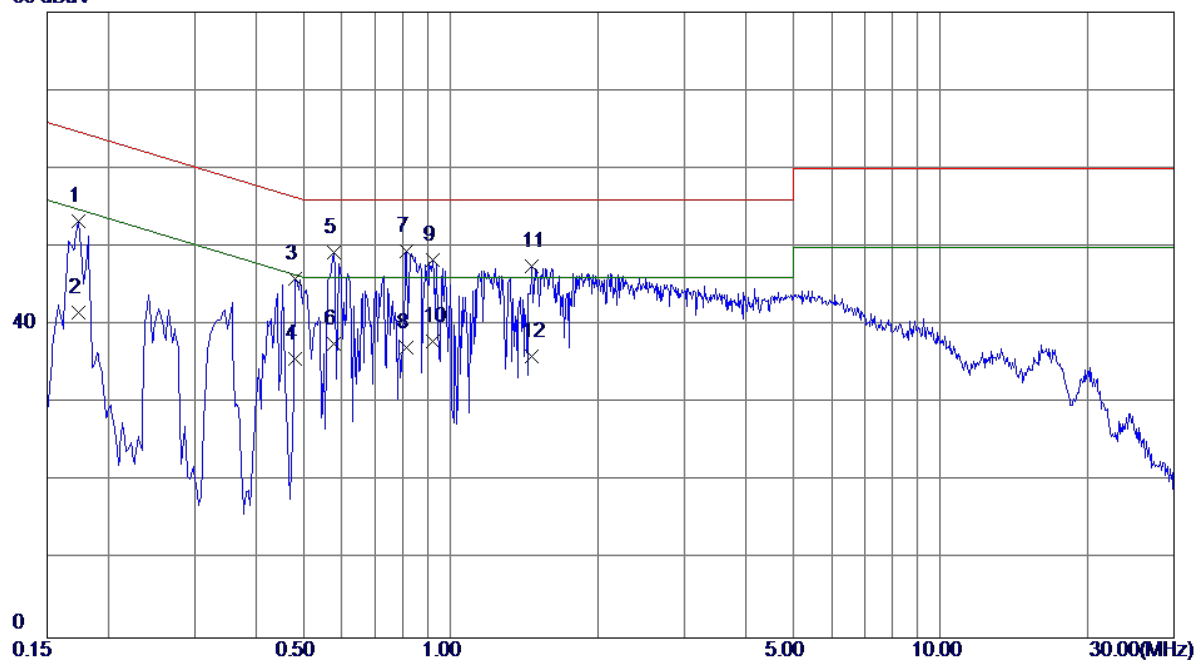
80 dBuV



No.	Freq. MHz	Reading Level dBuV	Correct Factor dB	Measure ment dBuV	Limit dBuV	Margin dB	Detector
1	0.1660	45.00	9.52	54.52	65.16	-10.64	QP
2	0.1660	34.50	9.52	44.02	55.16	-11.14	AVG
3	0.5660	39.65	9.64	49.29	56.00	-6.71	QP
4	0.5660	26.30	9.64	35.94	46.00	-10.06	AVG
5 *	0.8180	39.61	9.75	49.36	56.00	-6.64	QP
6	0.8180	25.60	9.75	35.35	46.00	-10.65	AVG
7	0.9140	39.11	9.76	48.87	56.00	-7.13	QP
8	0.9140	26.50	9.76	36.26	46.00	-9.74	AVG
9	1.2100	38.49	9.77	48.26	56.00	-7.74	QP
10	1.2100	28.60	9.77	38.37	46.00	-7.63	AVG
11	1.5700	38.81	9.88	48.69	56.00	-7.31	QP
12	1.5700	26.80	9.88	36.68	46.00	-9.32	AVG

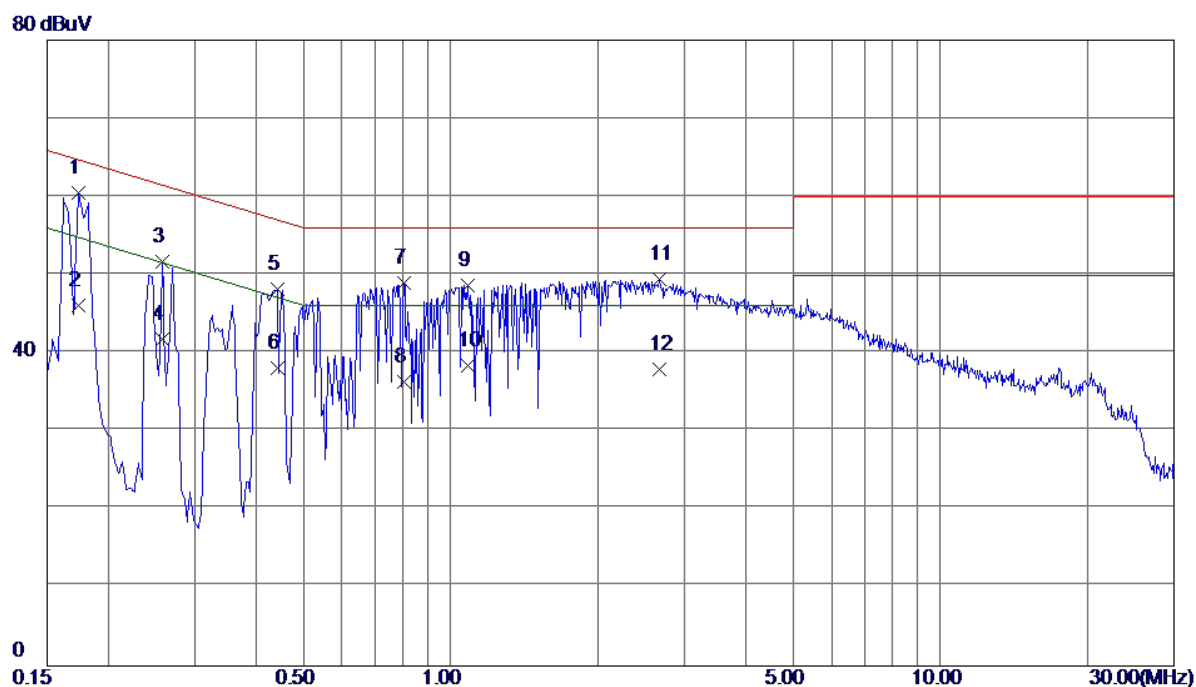
EUT	Smart Phone	Model Name	VTR-L29
Temperature	25°C	Relative Humidity	53%
Test Voltage	AC 120V/60Hz	Phase	Neutral
Test Mode	Adapter+Idle+Playing+Speaker		
Note	Adapter:Phitek(US)+USB Cable:HONGLIN+Battery:DESAY		
Test Engineer	Kevin Li		

80 dBuV



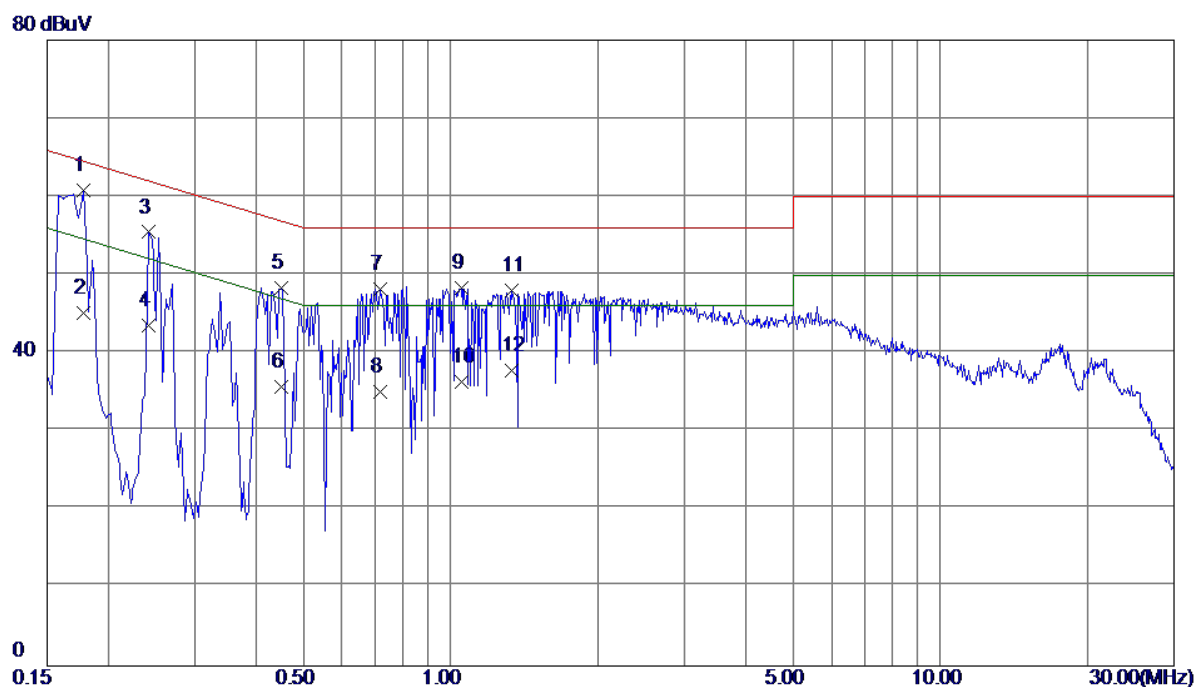
No.	Freq. MHz	Reading Level dBuV	Correct Factor dB	Measure ment dBuV	Limit dBuV	Margin dB	Detector
1	0.1740	43.90	9.44	53.34	64.77	-11.43	QP
2	0.1740	32.19	9.44	41.63	54.77	-13.14	AVG
3	0.4820	36.45	9.44	45.89	56.30	-10.41	QP
4	0.4820	26.20	9.44	35.64	46.30	-10.66	AVG
5	0.5780	39.83	9.44	49.27	56.00	-6.73	QP
6	0.5780	28.20	9.44	37.64	46.00	-8.36	AVG
7 *	0.8139	39.87	9.56	49.43	56.00	-6.57	QP
8	0.8139	27.60	9.56	37.16	46.00	-8.84	AVG
9	0.9220	38.63	9.66	48.29	56.00	-7.71	QP
10	0.9220	28.20	9.66	37.86	46.00	-8.14	AVG
11	1.4660	37.81	9.67	47.48	56.00	-8.52	QP
12	1.4660	26.40	9.67	36.07	46.00	-9.93	AVG

EUT	Smart Phone	Model Name	VTR-L29
Temperature	25°C	Relative Humidity	53%
Test Voltage	AC 120V/60Hz	Phase	Line
Test Mode	Adapter+Traffic (GSM)+ Earphone		
Note	Adapter:Phitek(US)+USB Cable:HONGLIN+Battery:DESAY+Earphone:Lianchuang		
Test Engineer	Kevin Li		



No.	Freq. MHz	Reading Level dBuV	Correct Factor dB	Measure ment dBuV	Limit dBuV	Margin dB	Detector
1 *	0.1740	50.90	9.52	60.42	64.77	-4.35	QP
2	0.1740	36.60	9.52	46.12	54.77	-8.65	AVG
3	0.2580	42.22	9.53	51.75	61.50	-9.75	QP
4	0.2580	32.20	9.53	41.73	51.50	-9.77	AVG
5	0.4420	38.54	9.58	48.12	57.02	-8.90	QP
6	0.4420	28.50	9.58	38.08	47.02	-8.94	AVG
7	0.8020	39.18	9.75	48.93	56.00	-7.07	QP
8	0.8020	26.60	9.75	36.35	46.00	-9.65	AVG
9	1.0859	38.93	9.76	48.69	56.00	-7.31	QP
10	1.0859	28.60	9.76	38.36	46.00	-7.64	AVG
11	2.6740	39.30	10.09	49.39	56.00	-6.61	QP
12	2.6740	27.80	10.09	37.89	46.00	-8.11	AVG

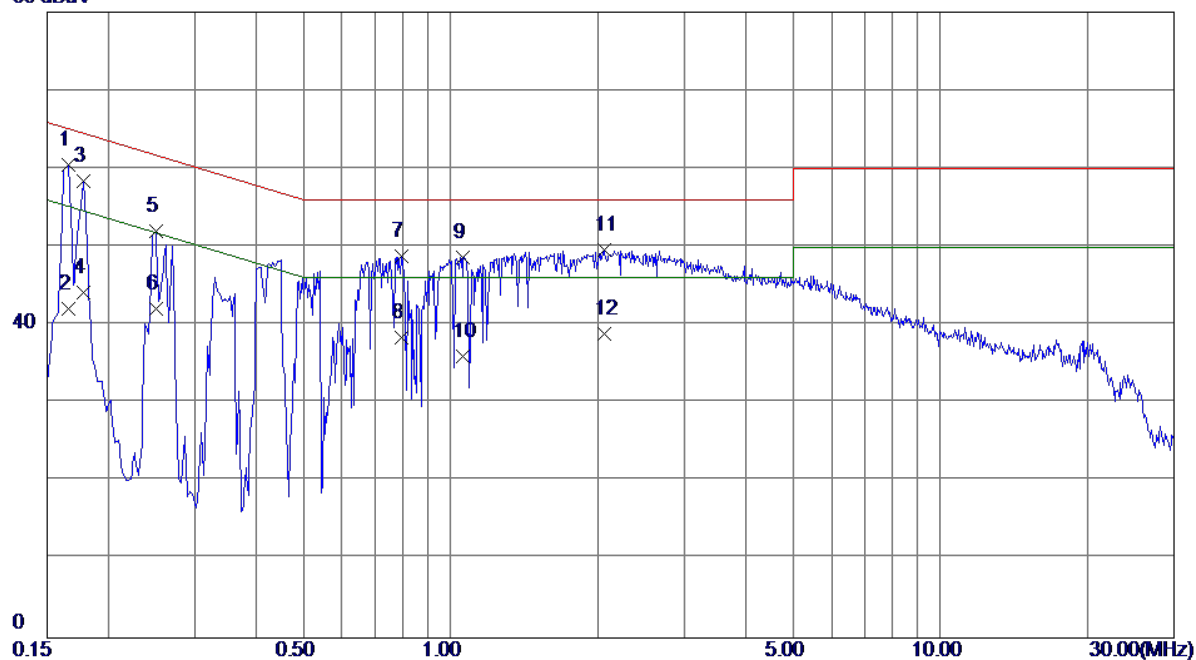
EUT	Smart Phone	Model Name	VTR-L29
Temperature	25°C	Relative Humidity	53%
Test Voltage	AC 120V/60Hz	Phase	Neutral
Test Mode	Adapter+Traffic (GSM)+ Earphone		
Note	Adapter:Phitek(US)+USB Cable:HONGLIN+Battery:DESAY+Earphone:Lianchuang		
Test Engineer	Kevin Li		



No.	Freq. MHz	Reading Level dBuV	Correct Factor dB	Measure ment dBuV	Limit dBuV	Margin dB	Detector
1 *	0.1780	51.28	9.45	60.73	64.58	-3.85	QP
2	0.1780	35.61	9.45	45.06	54.58	-9.52	AVG
3	0.2420	45.91	9.53	55.44	62.03	-6.59	QP
4	0.2420	34.00	9.53	43.53	52.03	-8.50	AVG
5	0.4500	38.87	9.44	48.31	56.88	-8.57	QP
6	0.4500	26.20	9.44	35.64	46.88	-11.24	AVG
7	0.7180	38.76	9.47	48.23	56.00	-7.77	QP
8	0.7180	25.60	9.47	35.07	46.00	-10.93	AVG
9	1.0500	38.70	9.66	48.36	56.00	-7.64	QP
10	1.0500	26.60	9.66	36.26	46.00	-9.74	AVG
11	1.3340	38.27	9.67	47.94	56.00	-8.06	QP
12	1.3340	28.10	9.67	37.77	46.00	-8.23	AVG

EUT	Smart Phone	Model Name	VTR-L29
Temperature	25°C	Relative Humidity	53%
Test Voltage	AC 120V/60Hz	Phase	Line
Test Mode	Adapter+Traffic (WCDMA)		
Note	Adapter:Phitek(US)+USB Cable:HONGLIN+Battery:DESAY		
Test Engineer	Kevin Li		

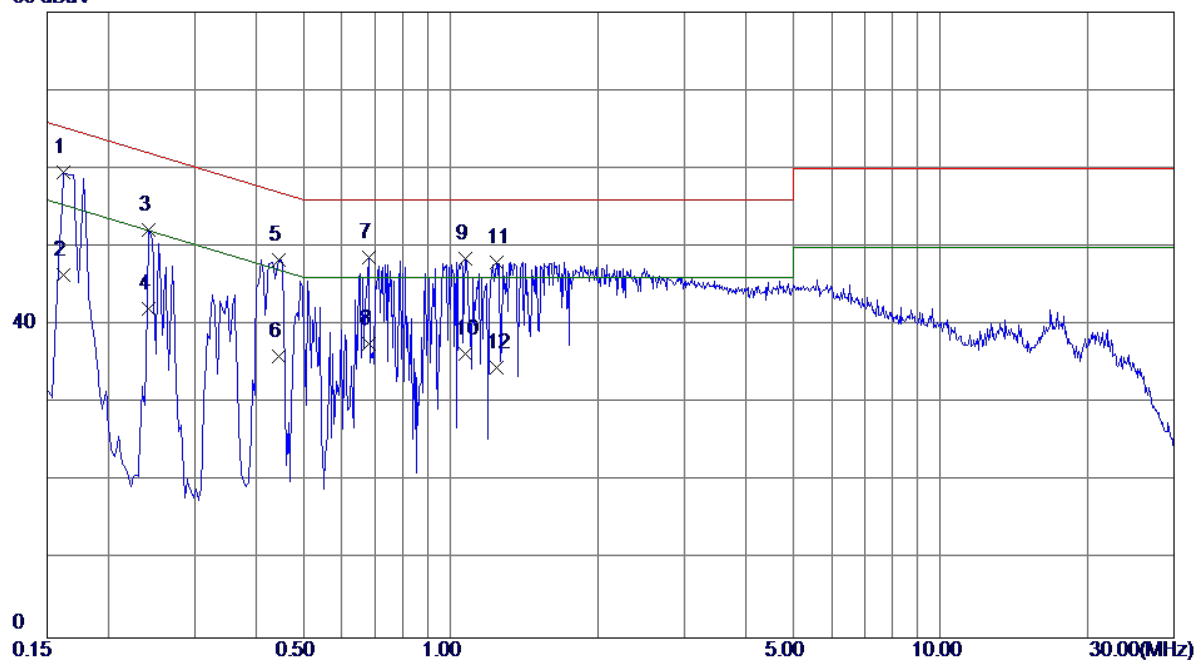
80 dBuV



No.	Freq. MHz	Reading Level dBuV	Correct Factor dB	Measure ment dBuV	Limit dBuV	Margin dB	Detector
1 *	0.1660	50.94	9.52	60.46	65.16	-4.70	QP
2	0.1660	32.50	9.52	42.02	55.16	-13.14	AVG
3	0.1780	48.80	9.53	58.33	64.58	-6.25	QP
4	0.1780	34.60	9.53	44.13	54.58	-10.45	AVG
5	0.2500	42.52	9.53	52.05	61.76	-9.71	QP
6	0.2500	32.60	9.53	42.13	51.76	-9.63	AVG
7	0.7940	39.08	9.74	48.82	56.00	-7.18	QP
8	0.7940	28.60	9.74	38.34	46.00	-7.66	AVG
9	1.0620	38.90	9.76	48.66	56.00	-7.34	QP
10	1.0620	26.30	9.76	36.06	46.00	-9.94	AVG
11	2.0540	39.62	9.91	49.53	56.00	-6.47	QP
12	2.0540	28.90	9.91	38.81	46.00	-7.19	AVG

EUT	Smart Phone	Model Name	VTR-L29
Temperature	25°C	Relative Humidity	53%
Test Voltage	AC 120V/60Hz	Phase	Neutral
Test Mode	Adapter+Traffic (WCDMA)		
Note	Adapter:Phitek(US)+USB Cable:HONGLIN+Battery:DESAY		
Test Engineer	Kevin Li		

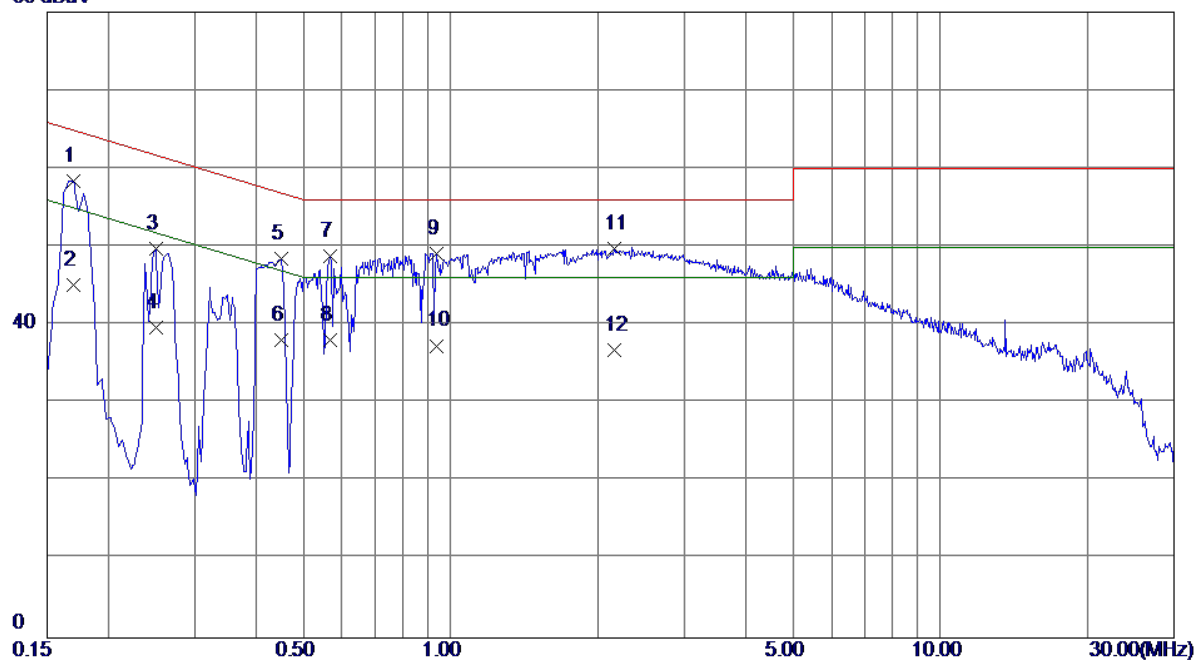
80 dBuV



No.	Freq. MHz	Reading Level dBuV	Correct Factor dB	Measure ment dBuV	Limit dBuV	Margin dB	Detector
1 *	0.1620	50.02	9.46	59.48	65.36	-5.88	QP
2	0.1620	37.00	9.46	46.46	55.36	-8.90	AVG
3	0.2420	42.56	9.53	52.09	62.03	-9.94	QP
4	0.2420	32.50	9.53	42.03	52.03	-10.00	AVG
5	0.4460	38.95	9.44	48.39	56.95	-8.56	QP
6	0.4460	26.50	9.44	35.94	46.95	-11.01	AVG
7	0.6820	39.16	9.45	48.61	56.00	-7.39	QP
8	0.6820	28.20	9.45	37.65	46.00	-8.35	AVG
9	1.0740	38.79	9.66	48.45	56.00	-7.55	QP
10	1.0740	26.70	9.66	36.36	46.00	-9.64	AVG
11	1.2380	38.34	9.67	48.01	56.00	-7.99	QP
12	1.2380	24.90	9.67	34.57	46.00	-11.43	AVG

EUT	Smart Phone	Model Name	VTR-L29
Temperature	25°C	Relative Humidity	53%
Test Voltage	AC 120V/60Hz	Phase	Line
Test Mode	Adapter+Traffic (LTE)		
Note	Adapter:Phitek(US)+USB Cable:HONGLIN+Battery:DESAY		
Test Engineer	Kevin Li		

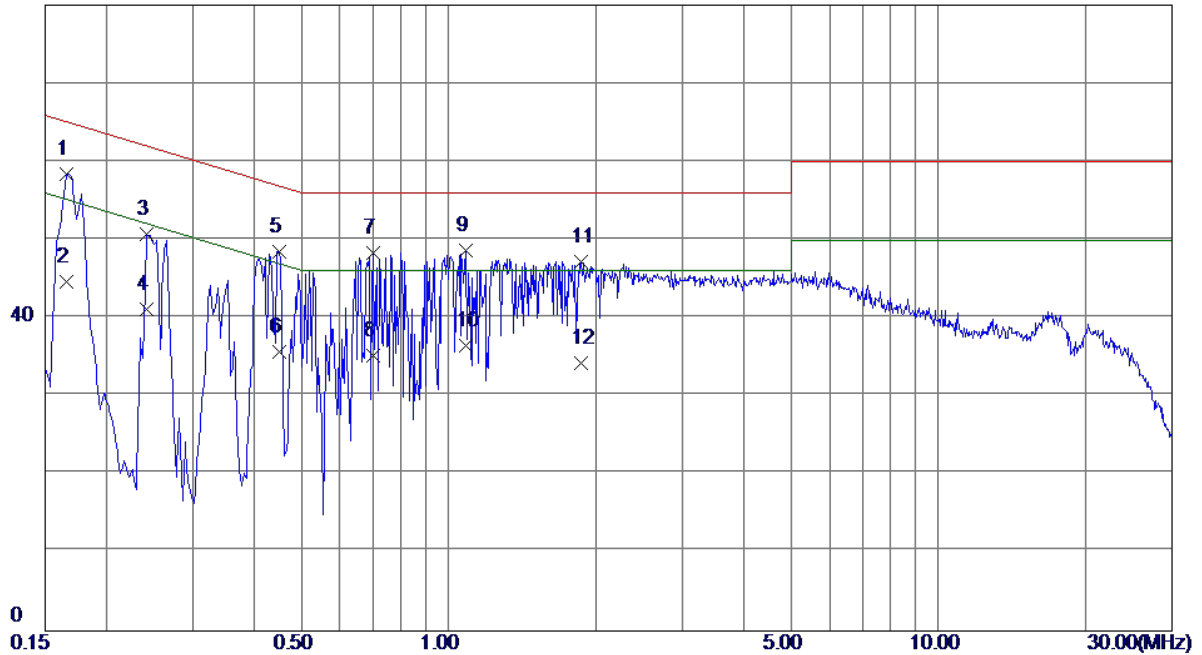
80 dBuV



No.	Freq. MHz	Reading Level dBuV	Correct Factor dB	Measure ment dBuV	Limit dBuV	Margin dB	Detector
1	0.1700	48.91	9.52	58.43	64.96	-6.53	QP
2	0.1700	35.60	9.52	45.12	54.96	-9.84	AVG
3	0.2500	40.24	9.53	49.77	61.76	-11.99	QP
4	0.2500	30.10	9.53	39.63	51.76	-12.13	AVG
5	0.4500	38.94	9.59	48.53	56.88	-8.35	QP
6	0.4500	28.50	9.59	38.09	46.88	-8.79	AVG
7	0.5660	39.10	9.64	48.74	56.00	-7.26	QP
8	0.5660	28.40	9.64	38.04	46.00	-7.96	AVG
9	0.9380	39.39	9.76	49.15	56.00	-6.85	QP
10	0.9380	27.60	9.76	37.36	46.00	-8.64	AVG
11 *	2.1580	39.74	9.95	49.69	56.00	-6.31	QP
12	2.1580	26.90	9.95	36.85	46.00	-9.15	AVG

EUT	Smart Phone	Model Name	VTR-L29
Temperature	25°C	Relative Humidity	53%
Test Voltage	AC 120V/60Hz	Phase	Neutral
Test Mode	Adapter+Traffic (LTE)		
Note	Adapter:Phitek(US)+USB Cable:HONGLIN+Battery:DESAY		
Test Engineer	Kevin Li		

80 dBuV



No.	Freq. MHz	Reading Level dBuV	Correct Factor dB	Measure ment dBuV	Limit dBuV	Margin dB	Detector
1 *	0.1660	49.03	9.44	58.47	65.16	-6.69	QP
2	0.1660	35.20	9.44	44.64	55.16	-10.52	AVG
3	0.2420	41.12	9.53	50.65	62.03	-11.38	QP
4	0.2420	31.60	9.53	41.13	52.03	-10.90	AVG
5	0.4500	39.04	9.44	48.48	56.88	-8.40	QP
6	0.4500	26.20	9.44	35.64	46.88	-11.24	AVG
7	0.7019	38.83	9.45	48.28	56.00	-7.72	QP
8	0.7019	25.80	9.45	35.25	46.00	-10.75	AVG
9	1.0820	38.93	9.66	48.59	56.00	-7.41	QP
10	1.0820	26.80	9.66	36.46	46.00	-9.54	AVG
11	1.8620	37.55	9.69	47.24	56.00	-8.76	QP
12	1.8620	24.60	9.69	34.29	46.00	-11.71	AVG

## 4.2 RADIATED EMISSION MEASUREMENT

### 4.2.1 LIMITS OF RADIATED EMISSION MEASUREMENT

**Below 1 GHz**

**Measurement Method and Applied Limits:**

**ANSI C63.4:**

Frequency (MHz)	Class A (at 10m)		Class B (at 3m)	
	(uV/m) Field strength	(dBuV/m) Field strength	(uV/m) Field strength	(dBuV/m) Field strength
30 - 88	90	39	100	40
88 - 216	150	43.5	150	43.5
216 - 960	210	46.4	200	46
Above 960	300	49.5	500	54

**Above 1 GHz**

**Measurement Method and Applied Limits:**

**ANSI C63.4:**

Frequency (MHz)	Class A				Class B	
	(dBuV/m) (at 3m)		(dBuV/m) (at 10m)		(dBuV/m) (at 3m)	
	Peak	Average	Peak	Average	Peak	Average
Above 1000	80	60	69.5	49.5	74	54

### FREQUENCY RANGE OF RADIATED MEASUREMENT (FOR UNINTENTIONAL RADIATORS)

Highest frequency generated or Upper frequency of measurement used in the device or on which the device operates or tunes (MHz)	Range (MHz)
Below 1.705	30
1.705 - 108	1000
108 - 500	2000
500 - 1000	5000
Above 1000	5 <sup>th</sup> harmonic of the highest frequency or 40 GHz, whichever is lower

**NOTE:**

- (1) The limit for radiated test was performed according to as following:  
FCC Part 15, Subpart B
- (2) The tighter limit applies at the band edges.
- (3) Emission level (dBuV/m) = 20log Emission level (uV/m).  
3m Emission level = 10m Emission level + 20log(10m/3m).
- (4) The test result calculated as following:  
Measurement Value = Reading Level + Correct Factor  
Correct Factor = Antenna Factor + Cable Loss - Amplifier Gain(if use)  
Margin Level = Measurement Value - Limit Value

#### 4.2.2 MEASUREMENT INSTRUMENTS LIST

##### Below 1GHz:

Item	Kind of Equipment	Manufacturer	Type No.	Serial No.	Calibrated until
1	Antenna	Schwarbeck	VULB9160	9160-3232	Mar. 27, 2017
2	Double Ridged Horn Antenna	ARA	DRG-118A	16554	Mar. 27, 2017
3	Amplifier	Agilent	8449B	3008A02274	Mar. 09, 2018
4	Amplifier	HP	8447D	1937A02847	Mar. 09, 2018
5	RF Pre-selector	Agilent	N9039A	MY46520201	Sep. 04, 2017
6	Cable	emci	LMR-400(30M Hz-1GHz)(10m +2.5m)	N/A	Jun. 27, 2017
7	Cable	emci	EMC104-SM-S M-10000 (1GHz— 26.5GHz)(10m)	N/A	Jun. 30, 2017
8	Controller	CT	SC100	N/A	N/A
9	Measurement Software	Farad	EZ-EMC Ver.NB-03A1-0 1	N/A	N/A
10	Spectrum Analyzer	Agilent	E4447A	MY48250208	Sep. 04, 2017

##### Above 1GHz:

Item	Kind of Equipment	Manufacturer	Type No.	Serial No.	Calibrated until
1	Measurement Software	Farad	EZ-EMC Ver.NB-03A1-0 1	N/A	N/A
2	Amplifier	Agilent	8449B	3008A02274	Feb. 22, 2018
3	Amplifier	HP	8447D	1937A02847	Feb. 22, 2018
4	RF Pre-selector	Agilent	N9039A	MY46520201	Sep. 04, 2017
5	Cable	emci	LMR-400(30M Hz-1GHz)(10m +2.5m)	N/A	Jun. 27, 2017
6	Cable	emci	EMC104-SM-S M-10000 (1GHz— 26.5GHz)(10m)	N/A	Jun. 30, 2017
7	Controller	CT	SC100	N/A	N/A
8	Double Ridged Guide Antenna	ETS	3115	00075789	Mar. 27, 2017
9	Antenna	Schwarbeck	VULB9160	9160-3232	Mar. 27, 2017

Remark: "N/A" denotes no model name, no serial no. or no calibration specified.

All calibration period of equipment list is one year.

#### 4.2.3 TEST PROCEDURE

- a. The measuring distance of 10 m shall be used for measurements. The EUT was placed on the top of a rotating table 0.8 meter above the ground at a 10 meter semi-anechoic chamber. The table was rotated 360 degrees to determine the position of the highest radiation.(below 1GHz)
- b. The measuring distance of 3 m shall be used for measurements. The EUT was placed on the top of a rotating table 0.8 meter above the ground at a 10 meter semi-anechoic chamber. The table was rotated 360 degrees to determine the position of the highest radiation.(above 1GHz)
- c. The height of the equipment or of the substitution antenna shall be 0.8 m, the height of the test antenna shall vary between 1 m to 4 m. Both horizontal and vertical polarizations of the antenna are set to make the measurement.
- d. For each suspected emission, the EUT was arranged to its worst case and then the antenna was tuned to heights find the maximum reading (used Bore sight function).
- e. The receiver system was set to peak and average detect function and specified bandwidth with maximum hold mode when the test frequency is above 1GHz.
- f. The initial step in collecting radiated emission data is a receiver peak detector mode pre-scanning the measurement frequency range. Significant peaks are then marked and then Quasi Peak detector mode re-measured.
- g. All readings are Peak unless otherwise stated QP in column of Note. Peak denotes that the Peak reading compliance with the QP Limits and then QP Mode measurement didn't perform. (below 1GHz)
- h. All readings are Peak Mode value unless otherwise stated AVG in column of Note. If the Peak Mode Measured value compliance with the Peak Limits and lower than AVG Limits, the EUT shall be deemed to meet both Peak & AVG Limits and then only Peak Mode was measured, but AVG Mode didn't perform. (above 1GHz)
- i. For the actual test configuration, please refer to the related Item - Block Diagram of system tested (please refer to 3.3).

Note:

The limits above 40GHz shall be extrapolated to the specified distance using an extrapolation factor of 20dB/decade from 3m to 1m

Distance extrapolation factor =  $20 \log (3\text{m}/1\text{m})$  dB ;

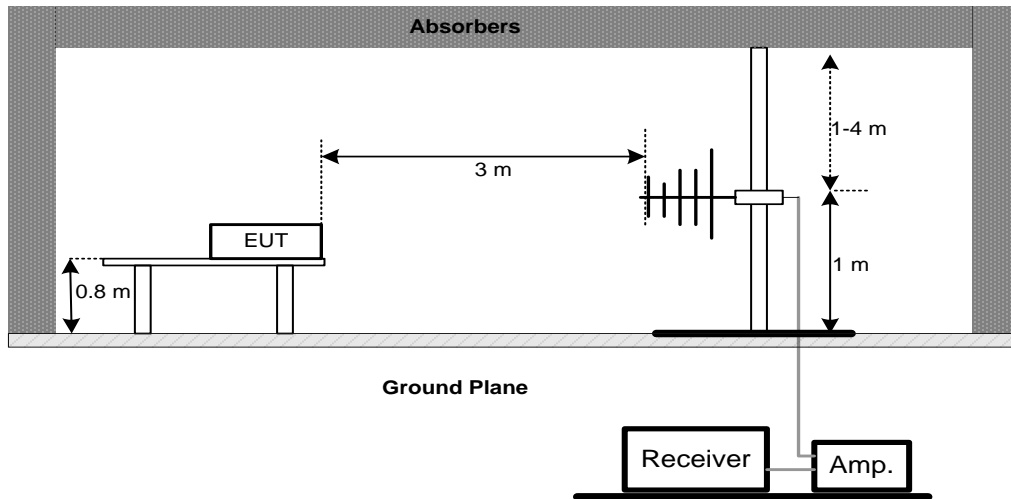
Limit line = specific limits (dBuV) + 9.5 dB.

#### 4.2.4 DEVIATION FROM TEST STANDARD

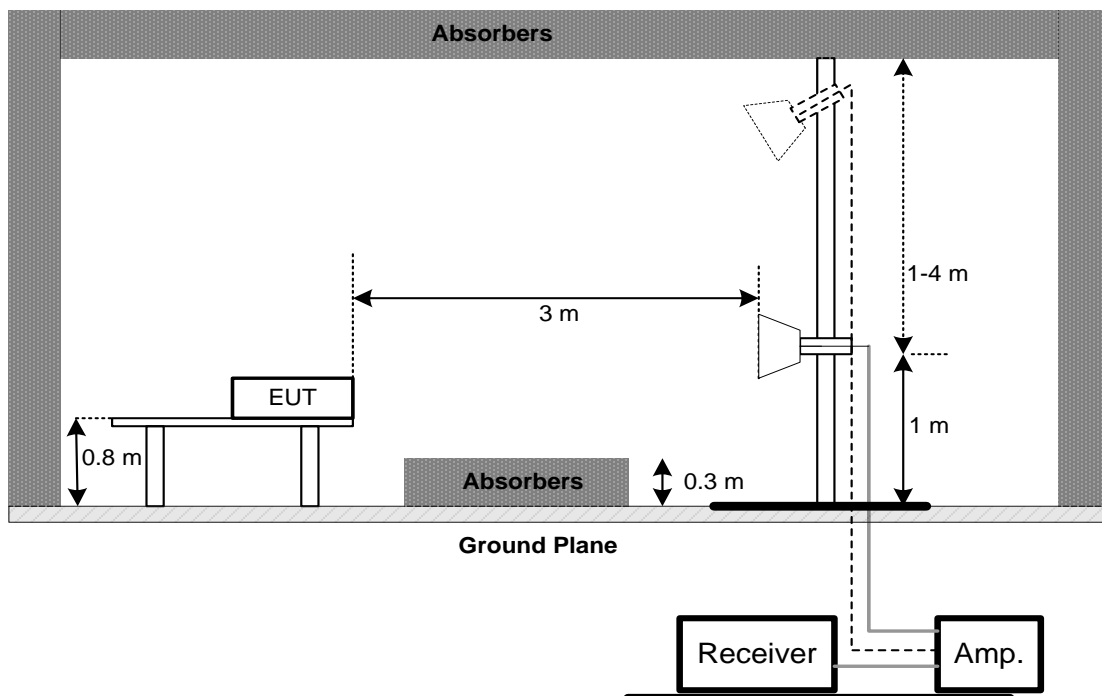
No deviation

#### 4.2.5 TEST SETUP

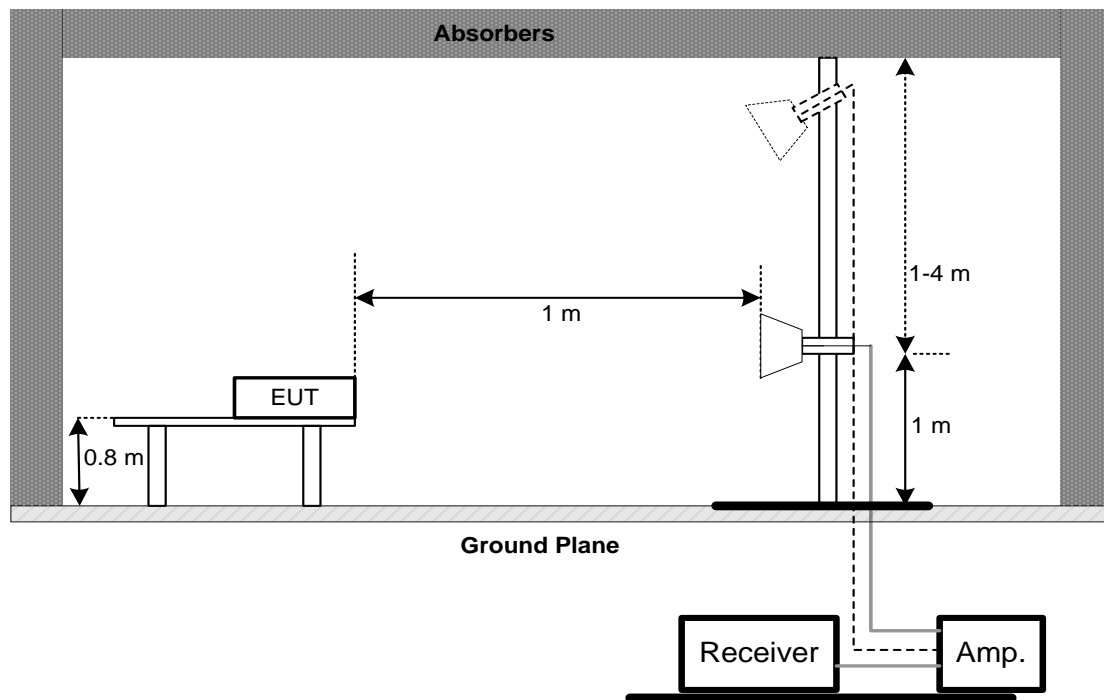
##### (A) Radiated Emission Test Set-Up Frequency Below 1 GHz



##### (B) Radiated Emission Test Set-Up Frequency Above 1G (1-6GHz)



## (B) Radiated Emission Test Set-Up Frequency Above 1G (6-26.5GHz)

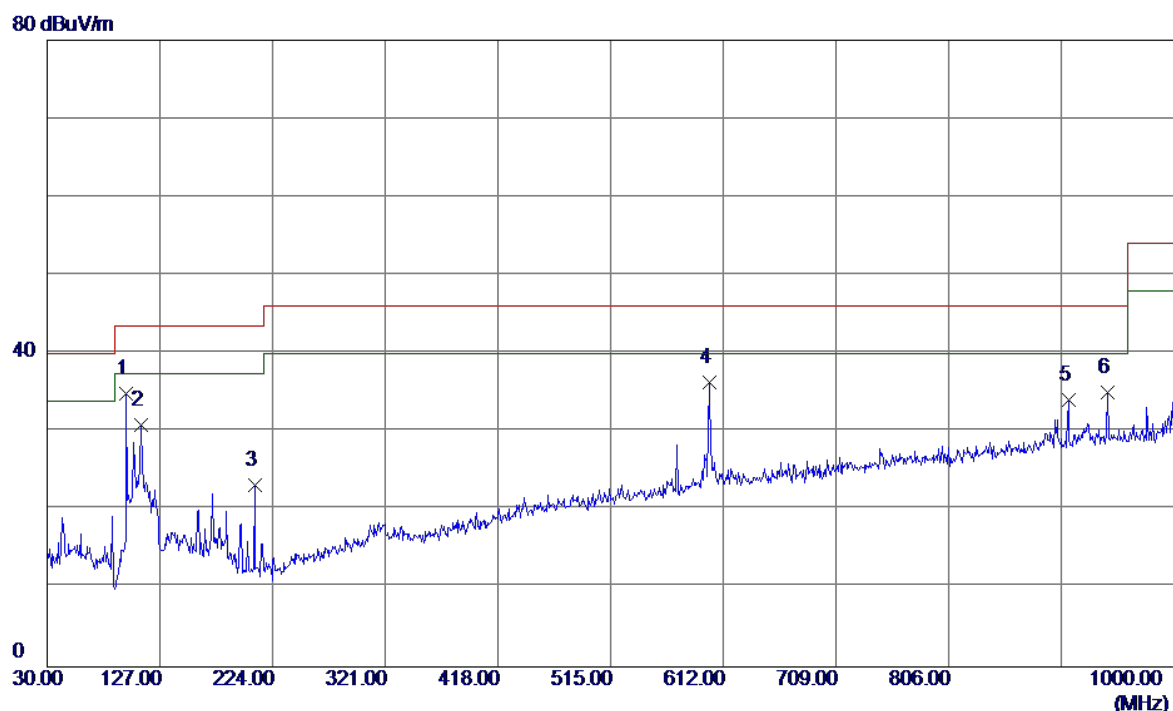


### 4.2.6 TEST RESULTS-BELOW 1GHZ

Remark :

- (1) All readings are Peak unless otherwise stated QP in column of 『Note』 . Peak denotes that the Peak reading compliance with the QP Limits and then QP Mode measurement didn't perform ◦
- (2) Measuring frequency range from 30MHz to 1000MHz ◦
- (3) If the peak scan value lower limit more than 20dB, then this signal data does not show in table ◦

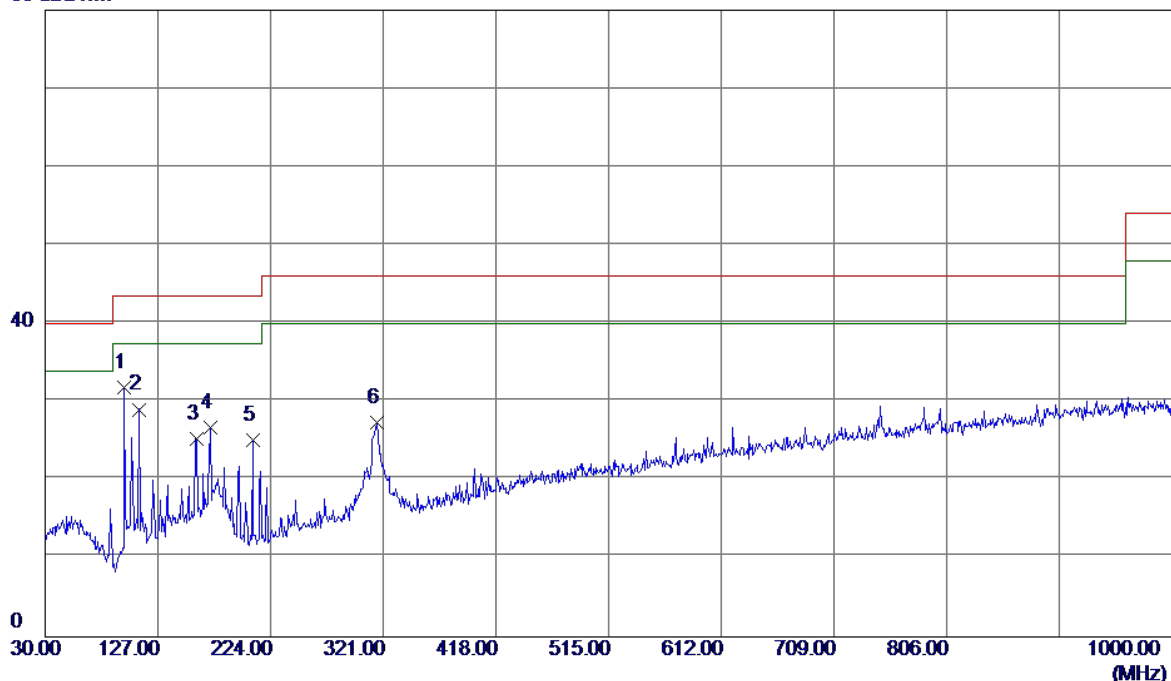
EUT	Smart Phone	Model Name	VTR-L29A
Temperature	25°C	Relative Humidity	60%
Test Voltage	AC 120V/60Hz	Polarization	Vertical
Test Mode	USB copy(EUT with PC)+Idle+ Earphone		
Note	USB Cable:HONGLIN+Battery:DESAY+Earphone:Lianchuang		
Test Engineer	Kevin Li		



No.	Freq. MHz	Reading Level dBuV/m	Correct Factor dB	Measure ment dBuV/m	Limit dBuV/m	Margin dB	Detector
1 *	98.3850	61.28	-26.43	34.85	43.50	-8.65	QP
2	110.5100	55.52	-24.57	30.95	43.50	-12.55	QP
3	208.9650	47.03	-23.85	23.18	43.50	-20.32	QP
4	599.8750	48.77	-12.51	36.26	46.00	-9.74	QP
5	909.3050	41.87	-7.85	34.02	46.00	-11.98	QP
6	942.7700	42.27	-7.26	35.01	46.00	-10.99	QP

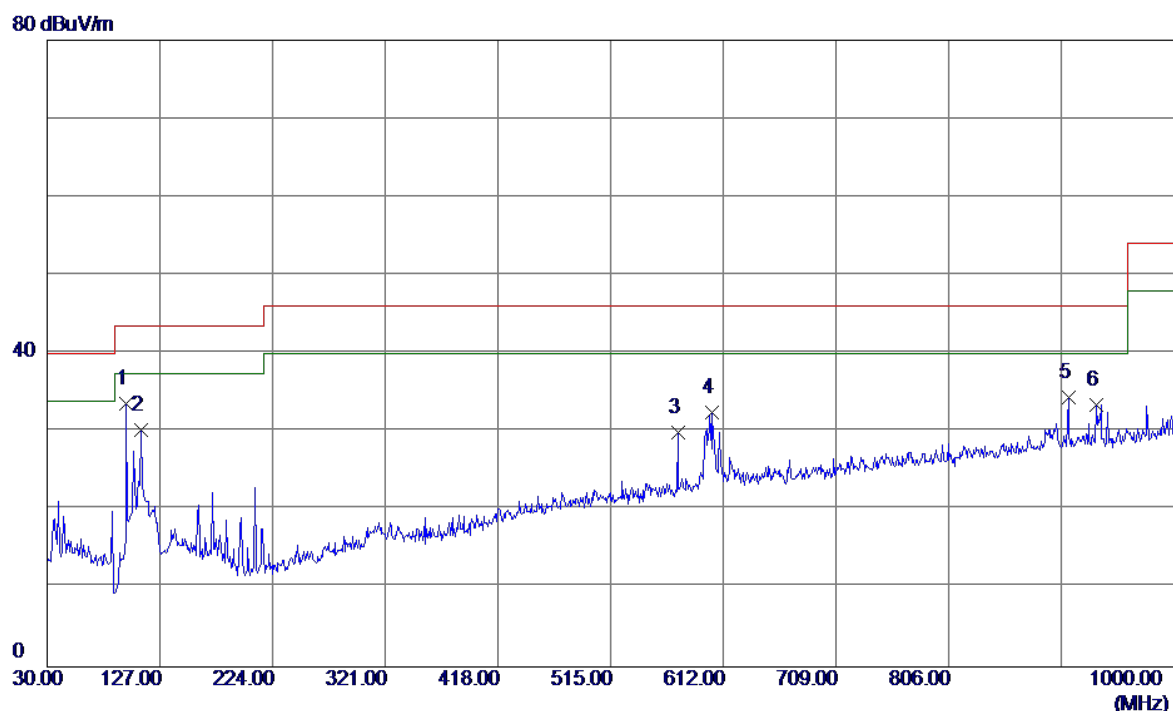
EUT	Smart Phone	Model Name	VTR-L29A
Temperature	25°C	Relative Humidity	60%
Test Voltage	AC 120V/60Hz	Polarization	Horizontal
Test Mode	USB copy(EUT with PC)+Idle+ Earphone		
Note	USB Cable:HONGLIN+Battery:DESAY+Earphone:Lianchuang		
Test Engineer	Kevin Li		

80 dBuV/m



No.	Freq. MHz	Reading Level dBuV/m	Correct Factor dB	Measure ment dBuV/m	Limit dBuV/m	Margin dB	Detector
1 *	98.3850	58.28	-26.43	31.85	43.50	-11.65	QP
2	110.5100	53.61	-24.57	29.04	43.50	-14.46	QP
3	159.9800	46.39	-21.10	25.29	43.50	-18.21	QP
4	172.1050	48.58	-21.87	26.71	43.50	-16.79	QP
5	208.9650	48.93	-23.85	25.08	43.50	-18.42	QP
6	315.6650	46.97	-19.54	27.43	46.00	-18.57	QP

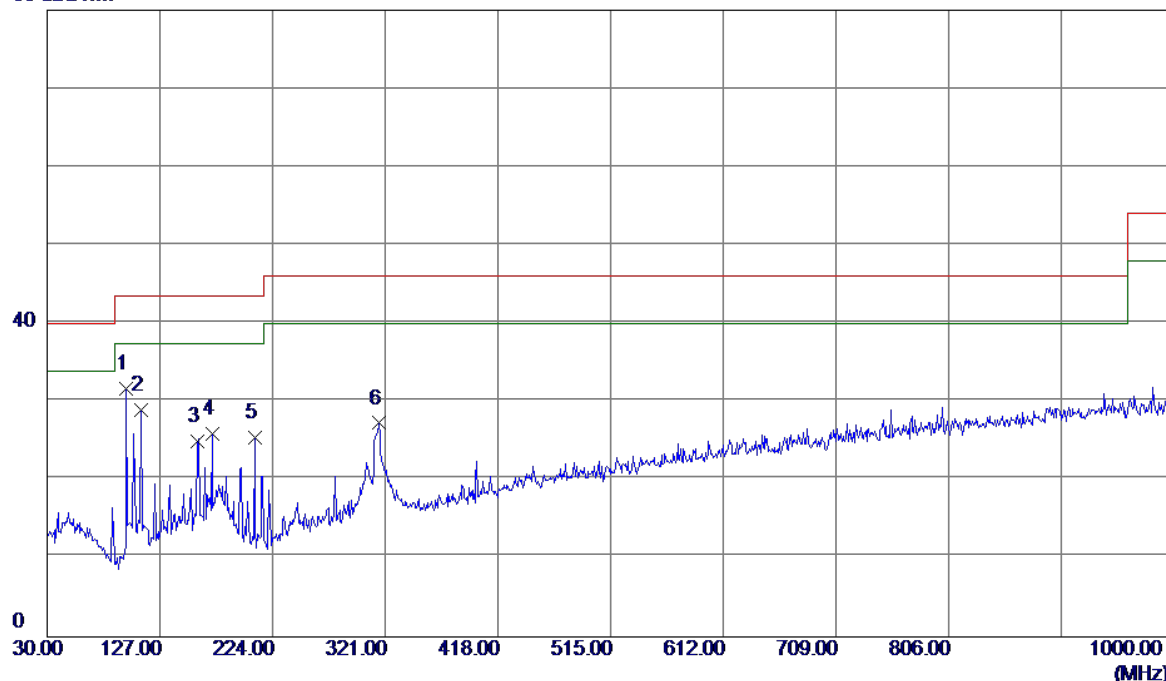
EUT	Smart Phone	Model Name	VTR-L29A
Temperature	25°C	Relative Humidity	60%
Test Voltage	AC 120V/60Hz	Polarization	Vertical
Test Mode	USB copy(EUT with PC)+Idle+ Earphone		
Note	USB Cable:Luxshare+Battery:Sunwoda+Earphone:QUANCHENG		
Test Engineer	Kevin Li		



No.	Freq. MHz	Reading Level dBuV/m	Correct Factor dB	Measure ment dBuV/m	Limit dBuV/m	Margin dB	Detector
1 *	98.3850	60.07	-26.43	33.64	43.50	-9.86	QP
2	110.5100	54.75	-24.57	30.18	43.50	-13.32	QP
3	572.7150	43.20	-13.25	29.95	46.00	-16.05	QP
4	602.7850	44.99	-12.47	32.52	46.00	-13.48	QP
5	909.3050	42.32	-7.85	34.47	46.00	-11.53	QP
6	933.5550	40.92	-7.42	33.50	46.00	-12.50	QP

EUT	Smart Phone	Model Name	VTR-L29A
Temperature	25°C	Relative Humidity	60%
Test Voltage	AC 120V/60Hz	Polarization	Horizontal
Test Mode	USB copy(EUT with PC)+Idle+ Earphone		
Note	USB Cable:Luxshare+Battery:Sunwoda+Earphone:QUANCHENG		
Test Engineer	Kevin Li		

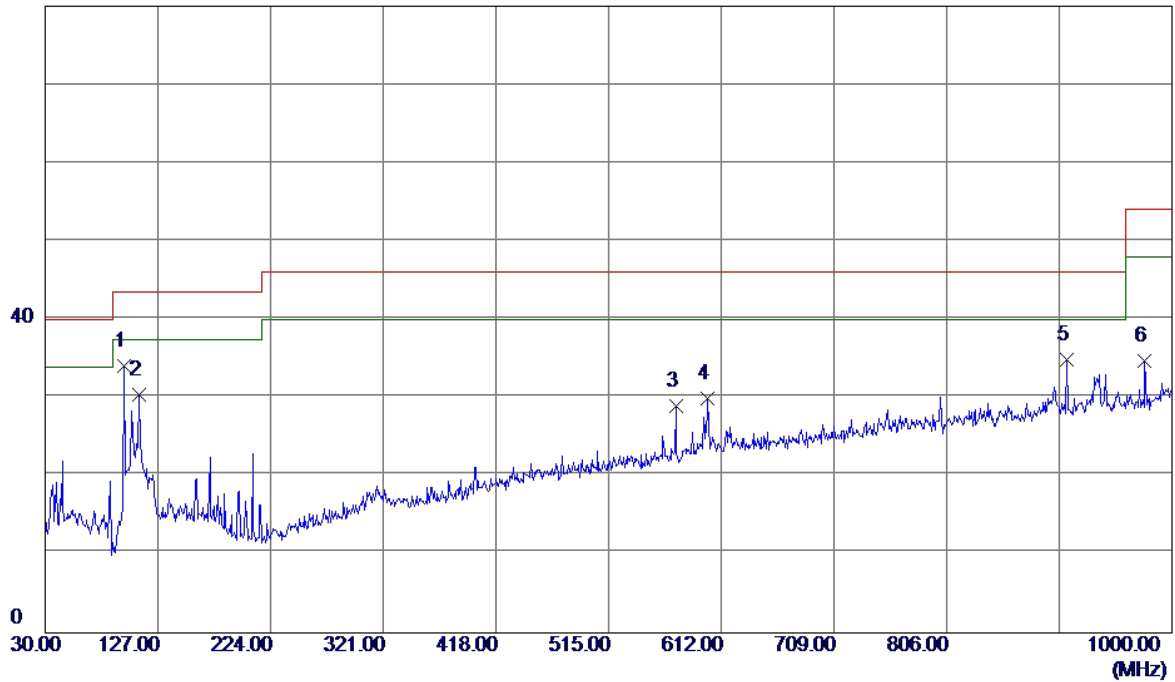
80 dBuV/m



No.	Freq. MHz	Reading Level dBuV/m	Correct Factor dB	Measure ment dBuV/m	Limit dBuV/m	Margin dB	Detector
1 *	98.3850	58.05	-26.43	31.62	43.50	-11.88	QP
2	110.5100	53.53	-24.57	28.96	43.50	-14.54	QP
3	159.4950	46.04	-21.11	24.93	43.50	-18.57	QP
4	172.1050	47.79	-21.87	25.92	43.50	-17.58	QP
5	208.9650	49.34	-23.85	25.49	43.50	-18.01	QP
6	315.6650	46.82	-19.54	27.28	46.00	-18.72	QP

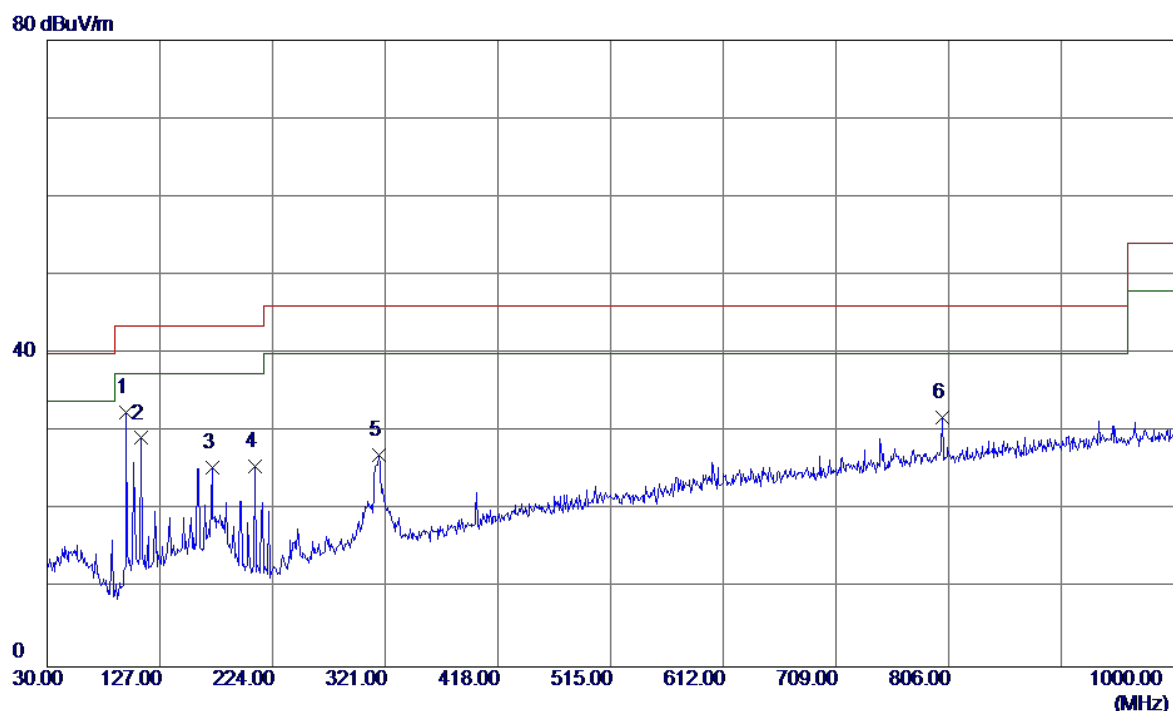
EUT	Smart Phone	Model Name	VTR-L29A
Temperature	25°C	Relative Humidity	60%
Test Voltage	AC 120V/60Hz	Polarization	Vertical
Test Mode	USB copy(EUT with PC)+Idle+ Earphone		
Note	USB Cable:Luxshare+Battery:SCUD+Earphone:MERRY		
Test Engineer	Kevin Li		

80 dBuV/m



No.	Freq. MHz	Reading Level dBuV/m	Correct Factor dB	Measure ment dBuV/m	Limit dBuV/m	Margin dB	Detector
1 *	98.3850	60.46	-26.43	34.03	43.50	-9.47	QP
2	110.5100	54.98	-24.57	30.41	43.50	-13.09	QP
3	572.7150	42.14	-13.25	28.89	46.00	-17.11	QP
4	600.3600	42.37	-12.50	29.87	46.00	-16.13	QP
5	909.3050	42.68	-7.85	34.83	46.00	-11.17	QP
6	976.7200	41.54	-6.88	34.66	54.00	-19.34	QP

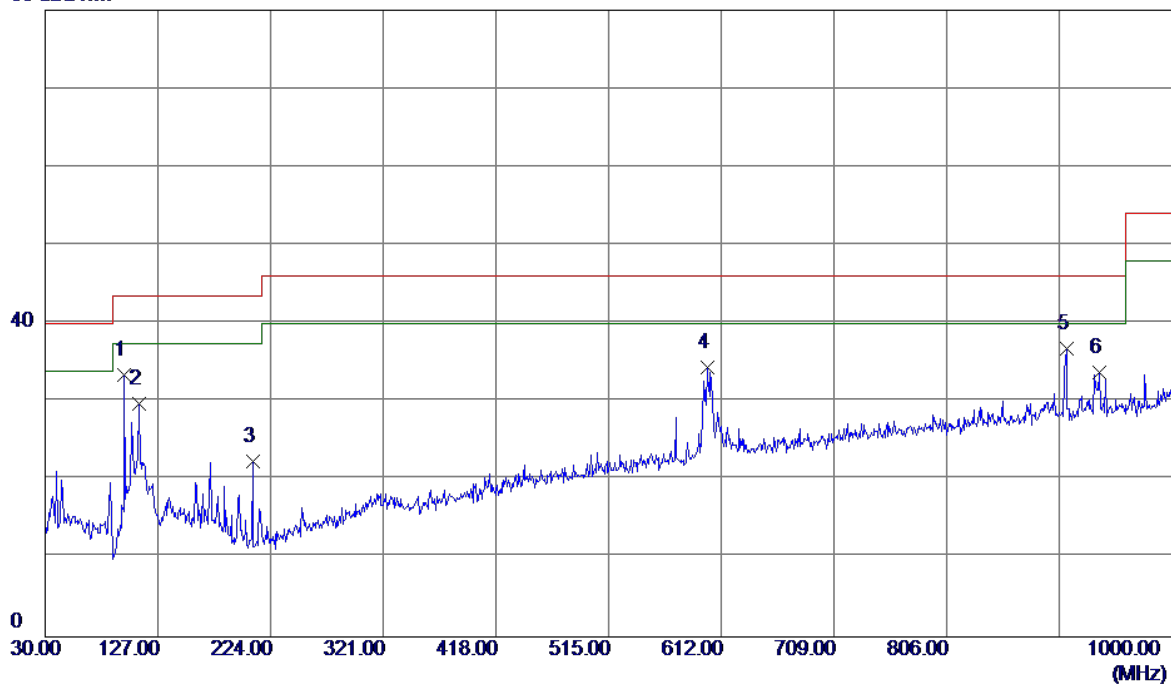
EUT	Smart Phone	Model Name	VTR-L29A
Temperature	25°C	Relative Humidity	60%
Test Voltage	AC 120V/60Hz	Polarization	Horizontal
Test Mode	USB copy(EUT with PC)+Idle+ Earphone		
Note	USB Cable:Luxshare+Battery:SCUD+Earphone:MERRY		
Test Engineer	Kevin Li		



No.	Freq. MHz	Reading Level dBuV/m	Correct Factor dB	Measure ment dBuV/m	Limit dBuV/m	Margin dB	Detector
1 *	98.3850	58.97	-26.43	32.54	43.50	-10.96	QP
2	110.5100	53.77	-24.57	29.20	43.50	-14.30	QP
3	172.1050	47.31	-21.87	25.44	43.50	-18.06	QP
4	208.9650	49.39	-23.85	25.54	43.50	-17.96	QP
5	315.6650	46.56	-19.54	27.02	46.00	-18.98	QP
6	800.1800	41.42	-9.55	31.87	46.00	-14.13	QP

EUT	Smart Phone	Model Name	VTR-L29A
Temperature	25°C	Relative Humidity	60%
Test Voltage	AC 120V/60Hz	Polarization	Vertical
Test Mode	USB copy(EUT with PC)+Idle+ Earphone		
Note	USB Cable:HONGLIN+Battery:SCUD+Earphone:GoerTek		
Test Engineer	Kevin Li		

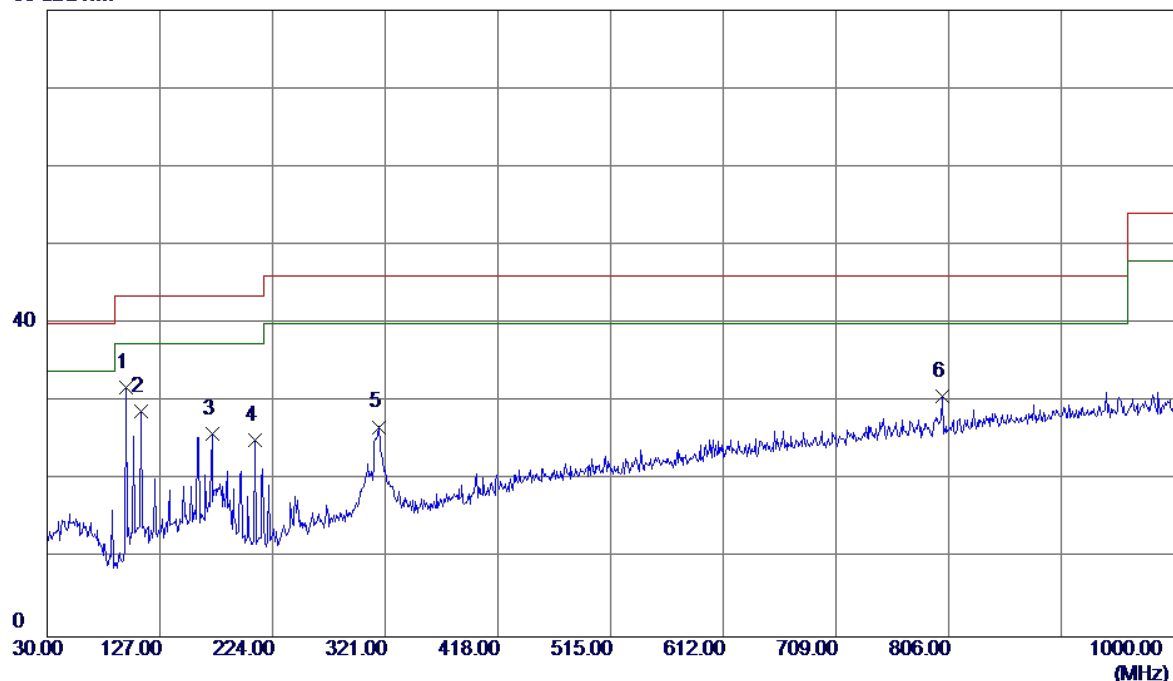
80 dBuV/m



No.	Freq. MHz	Reading Level dBuV/m	Correct Factor dB	Measure ment dBuV/m	Limit dBuV/m	Margin dB	Detector
1	98.3850	59.84	-26.43	33.41	43.50	-10.09	QP
2	110.5100	54.29	-24.57	29.72	43.50	-13.78	QP
3	208.9650	46.19	-23.85	22.34	43.50	-21.16	QP
4	599.8750	46.93	-12.51	34.42	46.00	-11.58	QP
5 *	909.3050	44.63	-7.85	36.78	46.00	-9.22	QP
6	937.4350	41.12	-7.35	33.77	46.00	-12.23	QP

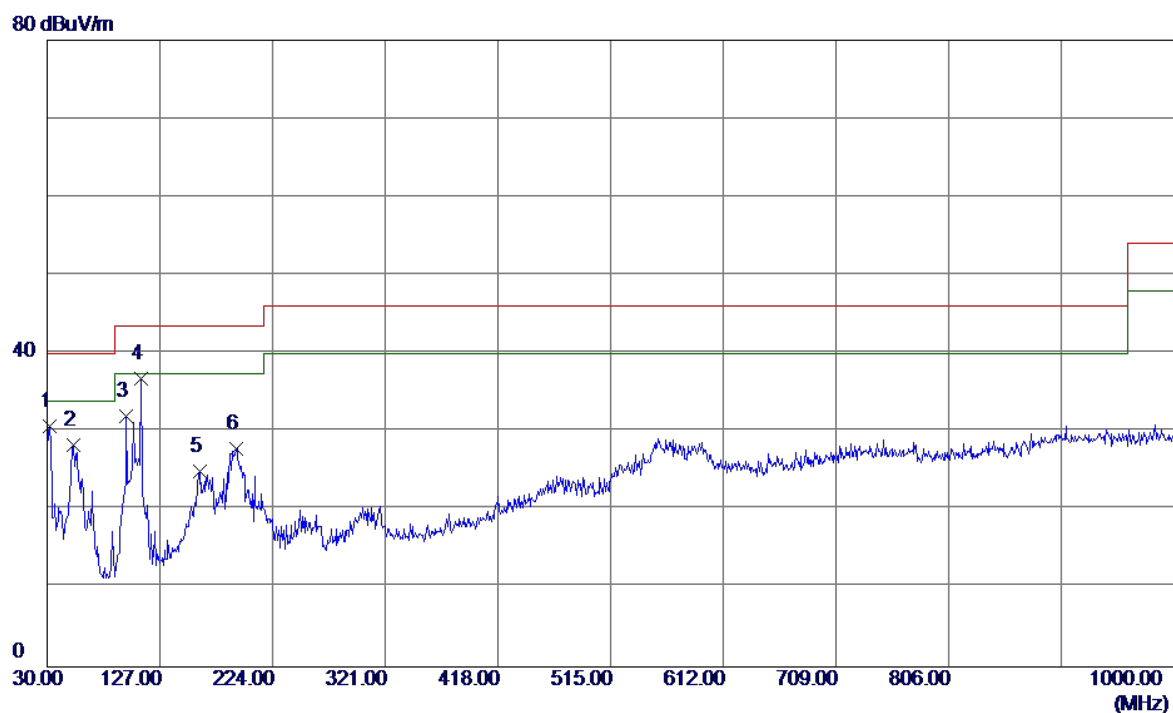
EUT	Smart Phone	Model Name	VTR-L29A
Temperature	25°C	Relative Humidity	60%
Test Voltage	AC 120V/60Hz	Polarization	Horizontal
Test Mode	USB copy(EUT with PC)+Idle+ Earphone		
Note	USB Cable:HONGLIN+Battery:SCUD+Earphone:GoerTek		
Test Engineer	Kevin Li		

80 dBuV/m



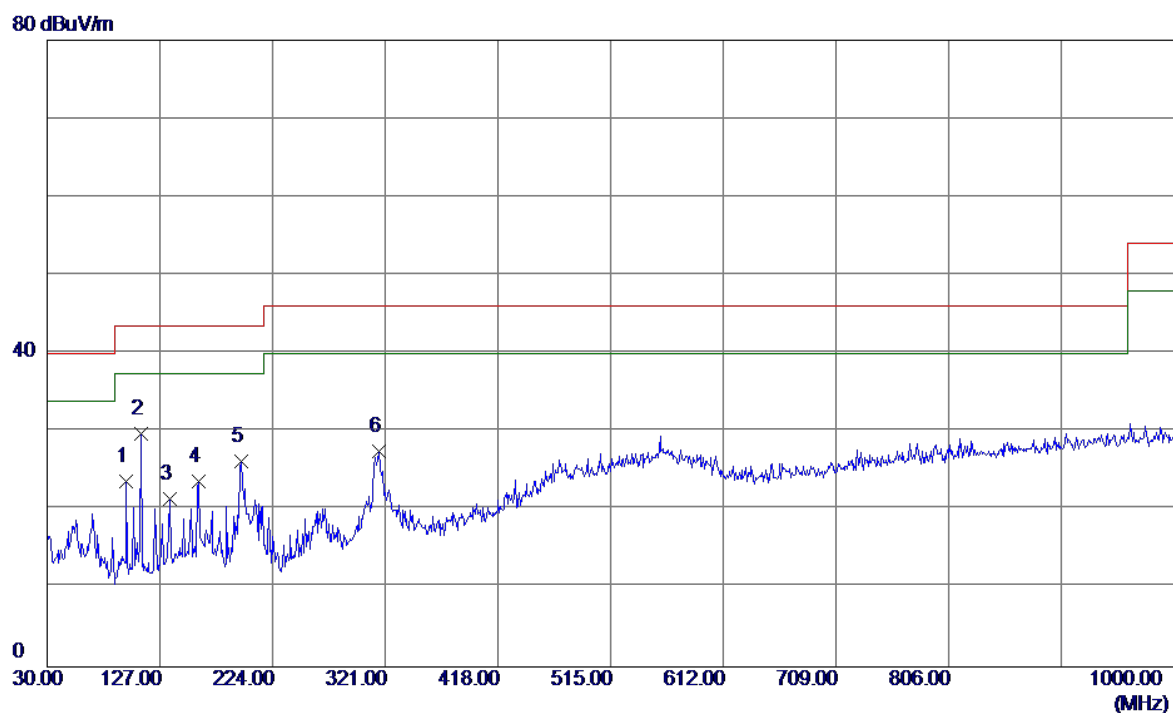
No.	Freq. MHz	Reading Level dBuV/m	Correct Factor dB	Measure ment dBuV/m	Limit dBuV/m	Margin dB	Detector
1 *	98.3850	58.24	-26.43	31.81	43.50	-11.69	QP
2	110.5100	53.32	-24.57	28.75	43.50	-14.75	QP
3	172.1050	47.81	-21.87	25.94	43.50	-17.56	QP
4	208.9650	48.96	-23.85	25.11	43.50	-18.39	QP
5	315.6650	46.34	-19.54	26.80	46.00	-19.20	QP
6	800.1800	40.32	-9.55	30.77	46.00	-15.23	QP

EUT	Smart Phone	Model Name	VTR-L29A
Temperature	25°C	Relative Humidity	60%
Test Voltage	AC 120V/60Hz	Polarization	Vertical
Test Mode	Adapter+Idle+BT+2.4G WIFI+GPS+Camera on+Earphone		
Note	Adapter:Phitek(US)+USB		
	Cable:HONGLIN+Battery:DESAY+Earphone:Lianchuang		
Test Engineer	Kevin Li		



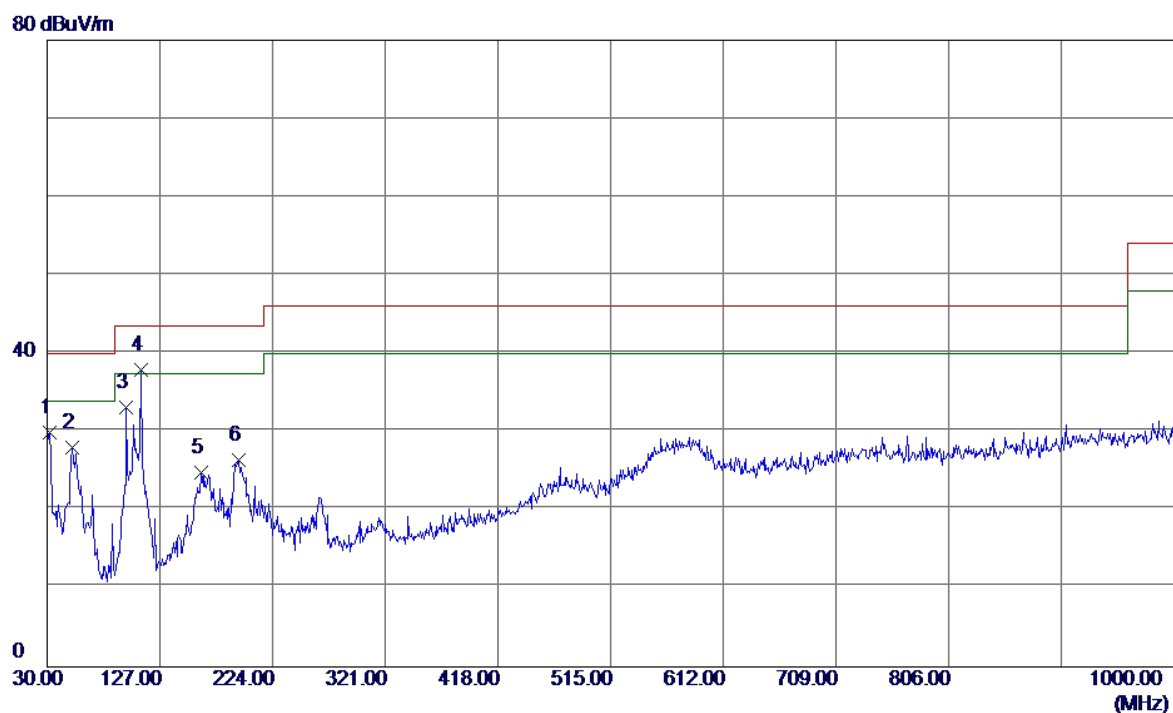
No.	Freq. MHz	Reading Level dBuV/m	Correct Factor dB	Measure ment dBuV/m	Limit dBuV/m	Margin dB	Detector
1	31.9400	54.79	-24.04	30.75	40.00	-9.25	QP
2	52.3100	50.60	-22.30	28.30	40.00	-11.70	QP
3	98.3850	58.36	-26.43	31.93	43.50	-11.57	QP
4 *	110.5100	61.39	-24.57	36.82	43.50	-6.68	QP
5	161.9200	46.10	-21.21	24.89	43.50	-18.61	QP
6	192.4750	51.42	-23.59	27.83	43.50	-15.67	QP

EUT	Smart Phone	Model Name	VTR-L29A
Temperature	25°C	Relative Humidity	60%
Test Voltage	AC 120V/60Hz	Polarization	Horizontal
Test Mode	Adapter+Idle+BT+2.4G WIFI+GPS+Camera on+Earphone		
Note	Adapter:Phitek(US)+USB		
	Cable:HONGLIN+Battery:DESAY+Earphone:Lianchuang		
Test Engineer	Kevin Li		



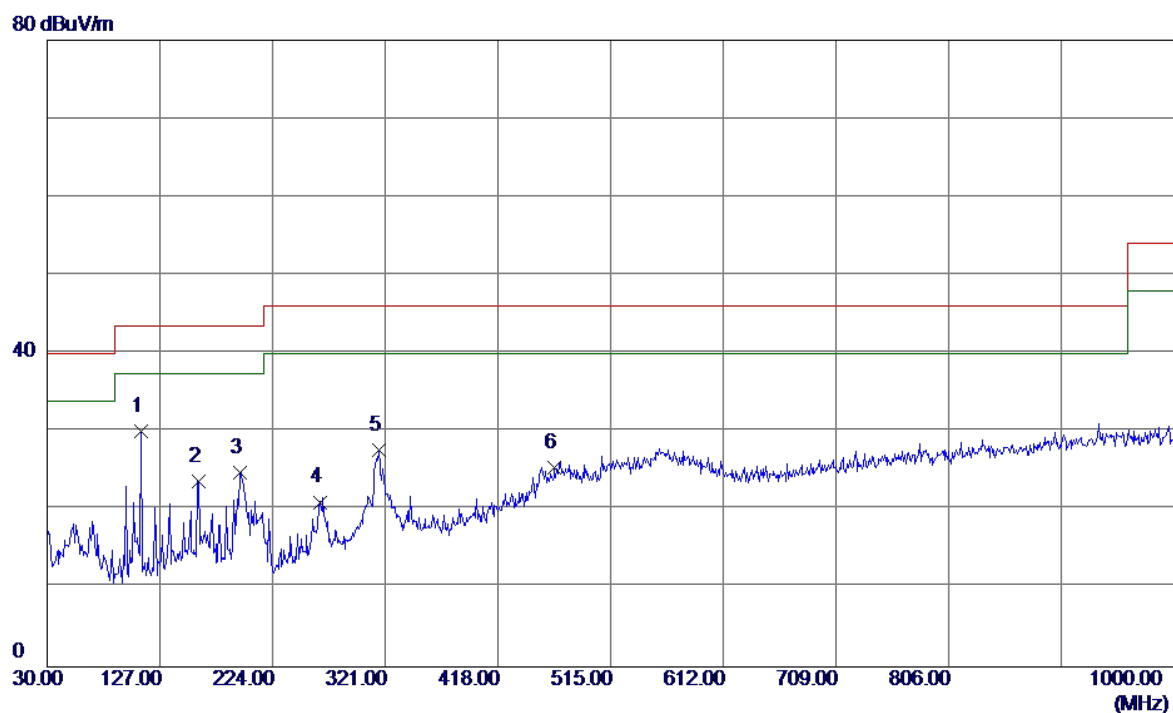
No.	Freq. MHz	Reading Level dBuV/m	Correct Factor dB	Measure ment dBuV/m	Limit dBuV/m	Margin dB	Detector
1	98.3850	50.10	-26.43	23.67	43.50	-19.83	QP
2 *	110.5100	54.32	-24.57	29.75	43.50	-13.75	QP
3	135.2450	43.74	-22.32	21.42	43.50	-22.08	QP
4	159.9800	44.78	-21.10	23.68	43.50	-19.82	QP
5	196.8400	49.84	-23.67	26.17	43.50	-17.33	QP
6	315.1800	47.03	-19.55	27.48	46.00	-18.52	QP

EUT	Smart Phone	Model Name	VTR-L29A
Temperature	25°C	Relative Humidity	60%
Test Voltage	AC 120V/60Hz	Polarization	Vertical
Test Mode	Adapter+Idle+BT+5G WIFI+GPS+Camera on+Earphone		
Note	Adapter:Phitek(US)+USB		
	Cable:HONGLIN+Battery:DESAY+Earphone:Lianchuang		
Test Engineer	Kevin Li		



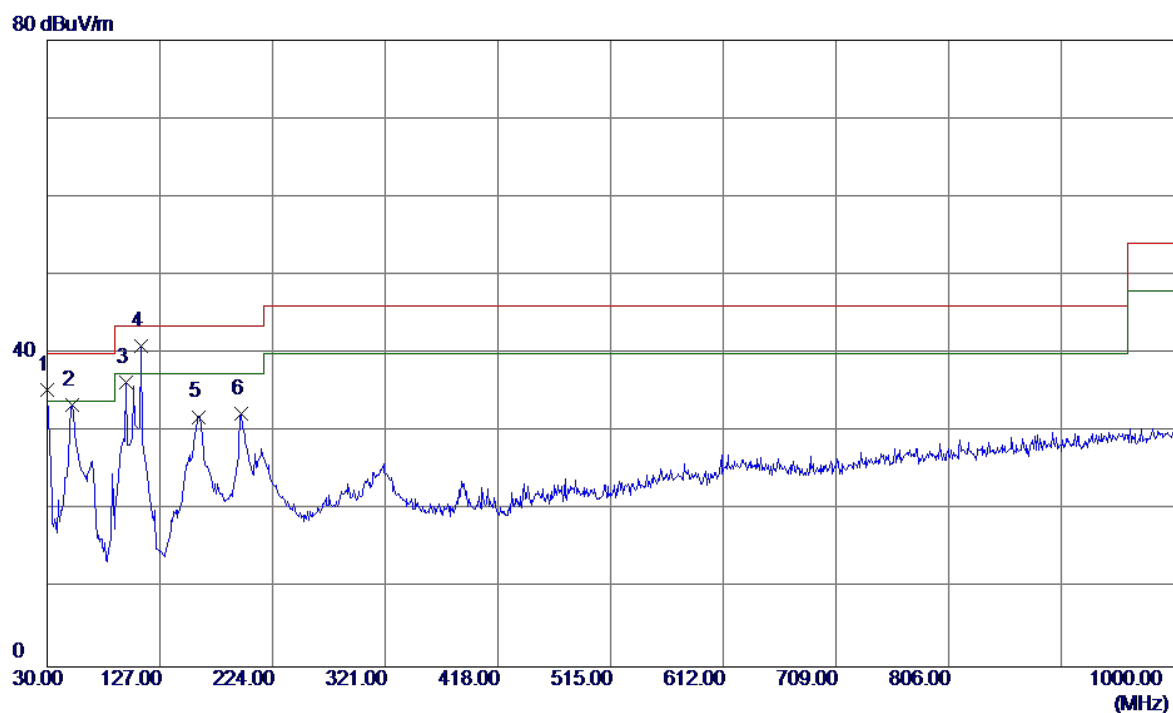
No.	Freq. MHz	Reading Level dBuV/m	Correct Factor dB	Measure ment dBuV/m	Limit dBuV/m	Margin dB	Detector
1	31.9400	53.97	-24.04	29.93	40.00	-10.07	QP
2	51.3400	50.25	-22.26	27.99	40.00	-12.01	QP
3	98.3850	59.51	-26.43	33.08	43.50	-10.42	QP
4 *	110.5100	62.48	-24.57	37.91	43.50	-5.59	QP
5	162.8900	46.12	-21.27	24.85	43.50	-18.65	QP
6	194.9000	50.01	-23.63	26.38	43.50	-17.12	QP

EUT	Smart Phone	Model Name	VTR-L29A
Temperature	25°C	Relative Humidity	60%
Test Voltage	AC 120V/60Hz	Polarization	Horizontal
Test Mode	Adapter+Idle+BT+5G WIFI+GPS+Camera on+Earphone		
Note	Adapter:Phitek(US)+USB		
	Cable:HONGLIN+Battery:DESAY+Earphone:Lianchuang		
Test Engineer	Kevin Li		



No.	Freq. MHz	Reading Level dBuV/m	Correct Factor dB	Measure ment dBuV/m	Limit dBuV/m	Margin dB	Detector
1 *	110.5100	54.60	-24.57	30.03	43.50	-13.47	QP
2	159.9800	44.84	-21.10	23.74	43.50	-19.76	QP
3	196.3550	48.53	-23.66	24.87	43.50	-18.63	QP
4	264.7400	42.20	-21.16	21.04	46.00	-24.96	QP
5	315.6650	47.16	-19.54	27.62	46.00	-18.38	QP
6	466.5000	40.71	-15.23	25.48	46.00	-20.52	QP

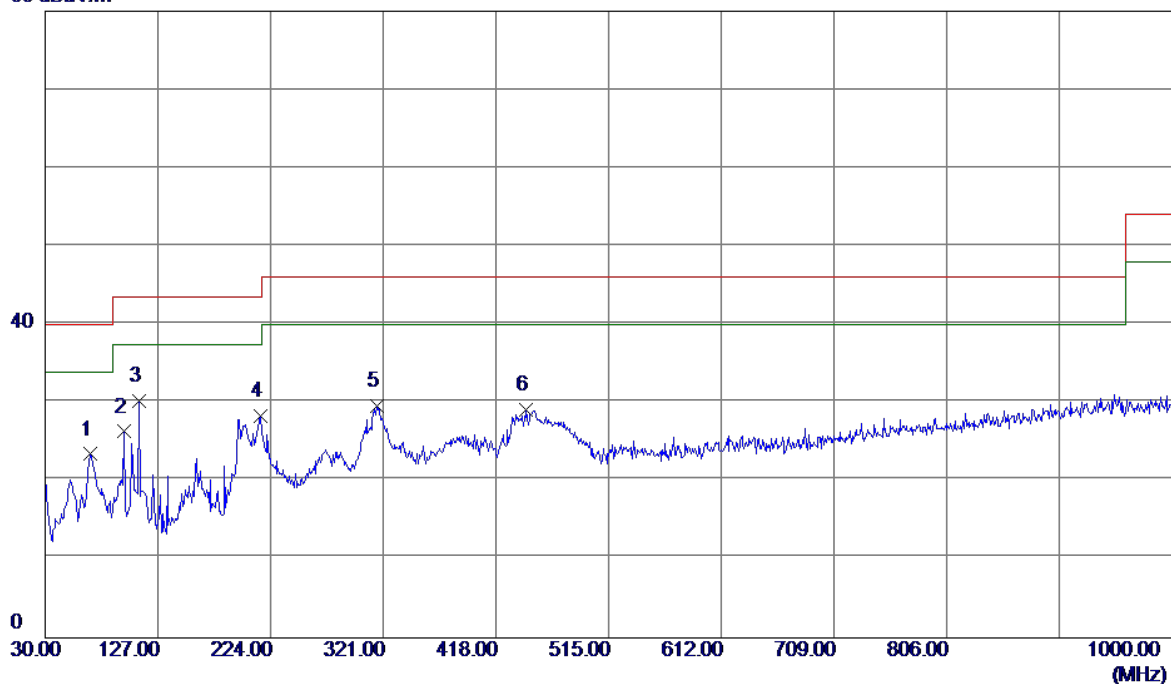
EUT	Smart Phone	Model Name	VTR-L29A
Temperature	25°C	Relative Humidity	60%
Test Voltage	AC 120V/60Hz	Polarization	Vertical
Test Mode	Adapter+Idle+BT+5G WIFI+GPS+Camera on+Earphone		
Note	Adapter:Salcomp(US)+USB		
	Cable:HONGLIN+Battery:DESAY+Earphone:Lianchuang		
Test Engineer	Kevin Li		



No.	Freq. MHz	Reading Level dBuV/m	Correct Factor dB	Measure ment dBuV/m	Limit dBuV/m	Margin dB	Detector
1	30.0000	59.50	-24.17	35.33	40.00	-4.67	QP
2	51.3400	55.68	-22.26	33.42	40.00	-6.58	QP
3	98.3850	62.78	-26.43	36.35	43.50	-7.15	QP
4 *	110.5100	65.55	-24.57	40.98	43.50	-2.52	QP
5	159.9800	53.02	-21.10	31.92	43.50	-11.58	QP
6	196.8400	55.93	-23.67	32.26	43.50	-11.24	QP

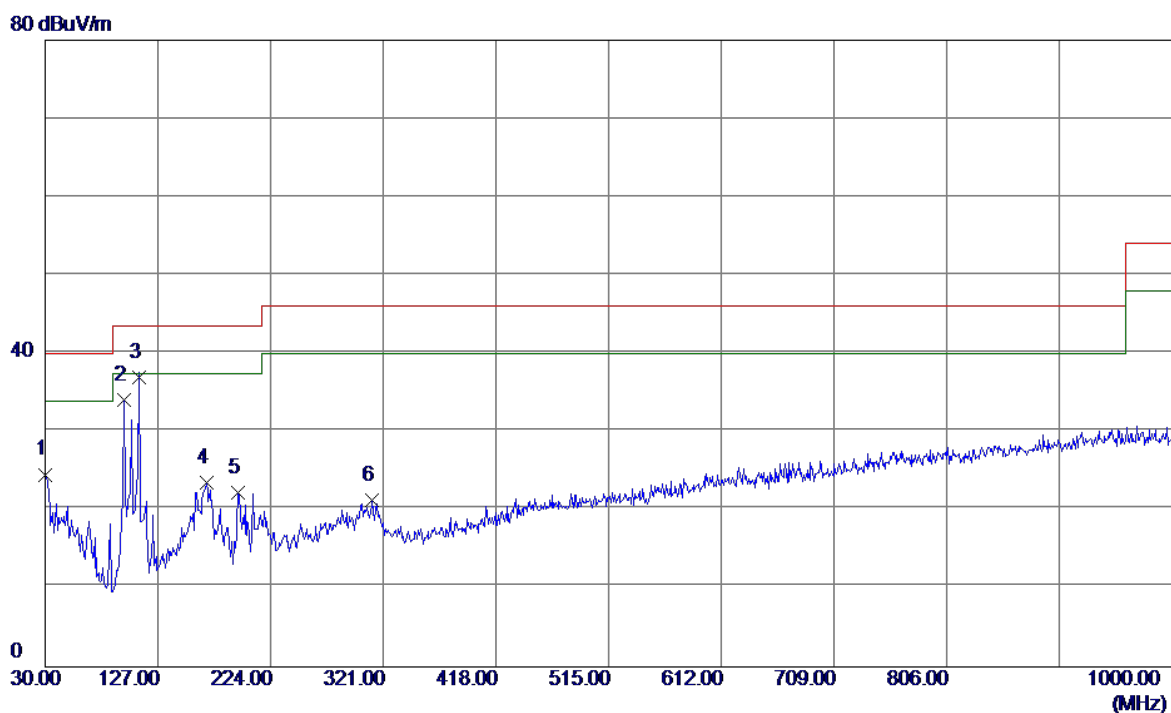
EUT	Smart Phone	Model Name	VTR-L29A
Temperature	25°C	Relative Humidity	60%
Test Voltage	AC 120V/60Hz	Polarization	Horizontal
Test Mode	Adapter+Idle+BT+5G WIFI+GPS+Camera on+Earphone		
Note	Adapter:Salcomp(US)+USB		
	Cable:HONGLIN+Battery:DESAY+Earphone:Lianchuang		
Test Engineer	Kevin Li		

80 dBuV/m



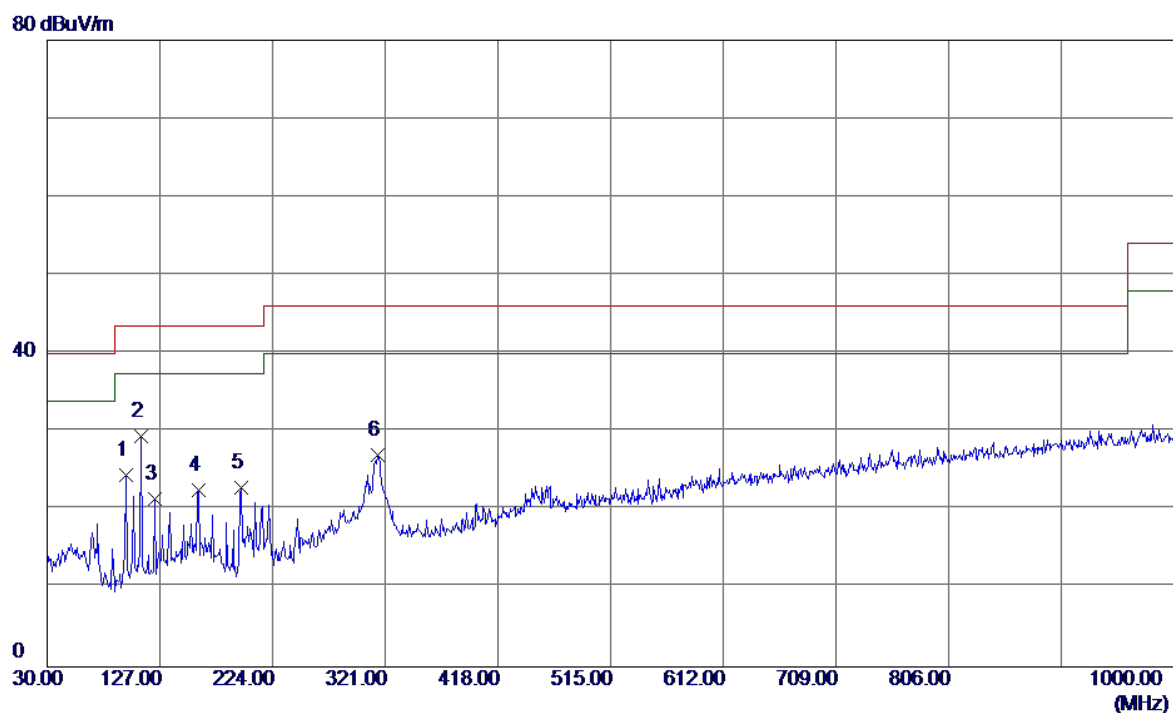
No.	Freq. MHz	Reading Level dBuV/m	Correct Factor dB	Measure ment dBuV/m	Limit dBuV/m	Margin dB	Detector
1	68.3150	47.30	-23.86	23.44	40.00	-16.56	QP
2	98.3850	52.75	-26.43	26.32	43.50	-17.18	QP
3 *	110.5100	54.79	-24.57	30.22	43.50	-13.28	QP
4	215.2700	52.18	-23.82	28.36	43.50	-15.14	QP
5	315.6650	49.11	-19.54	29.57	46.00	-16.43	QP
6	444.1900	44.86	-15.75	29.11	46.00	-16.89	QP

EUT	Smart Phone	Model Name	VTR-L29A
Temperature	25°C	Relative Humidity	60%
Test Voltage	AC 120V/60Hz	Polarization	Vertical
Test Mode	Adapter+Idle+BT+5G WIFI+GPS+Camera on+Earphone		
Note	Adapter:Huntkey(US)+USB		
	Cable:HONGLIN+Battery:DESAY+Earphone:Lianchuang		
Test Engineer	Kevin Li		



No.	Freq. MHz	Reading Level dBuV/m	Correct Factor dB	Measure ment dBuV/m	Limit dBuV/m	Margin dB	Detector
1	30.0000	48.73	-24.17	24.56	40.00	-15.44	QP
2	98.3850	60.47	-26.43	34.04	43.50	-9.46	QP
3 *	110.5100	61.60	-24.57	37.03	43.50	-6.47	QP
4	168.7100	45.15	-21.61	23.54	43.50	-19.96	QP
5	196.3550	45.97	-23.66	22.31	43.50	-21.19	QP
6	311.7850	40.86	-19.62	21.24	46.00	-24.76	QP

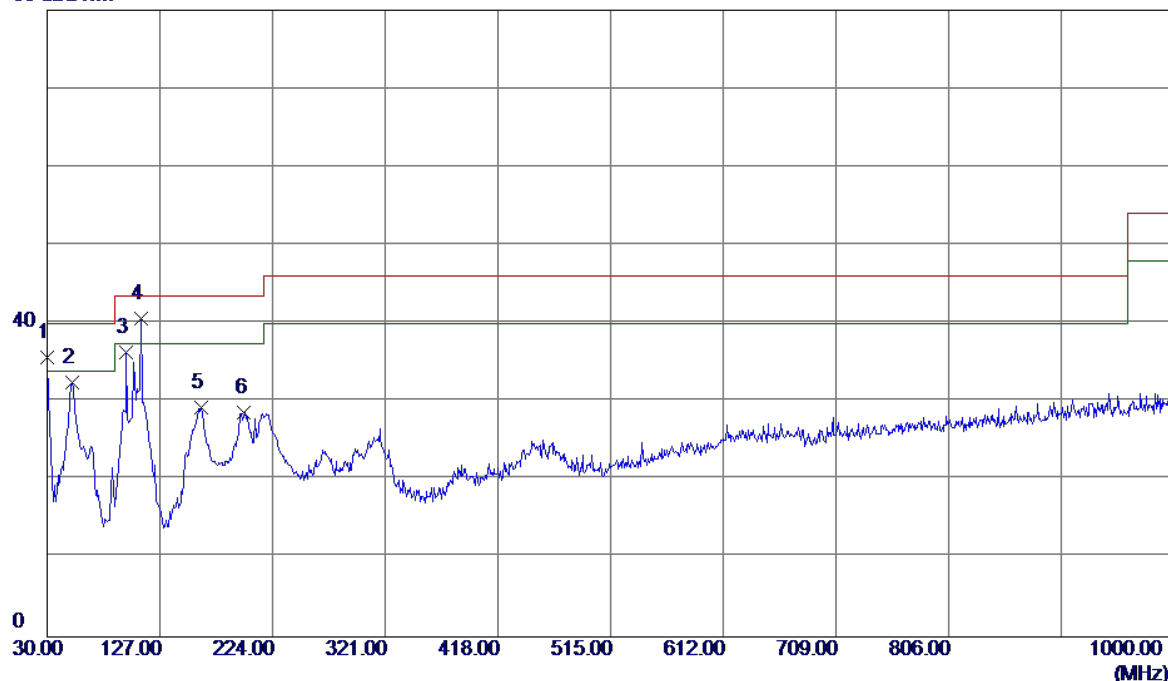
EUT	Smart Phone	Model Name	VTR-L29A
Temperature	25°C	Relative Humidity	60%
Test Voltage	AC 120V/60Hz	Polarization	Horizontal
Test Mode	Adapter+Idle+BT+5G WIFI+GPS+Camera on+Earphone		
Note	Adapter:Huntkey(US)+USB		
	Cable:HONGLIN+Battery:DESAY+Earphone:Lianchuang		
Test Engineer	Kevin Li		



No.	Freq. MHz	Reading Level dBuV/m	Correct Factor dB	Measure ment dBuV/m	Limit dBuV/m	Margin dB	Detector
1	98.3850	50.97	-26.43	24.54	43.50	-18.96	QP
2 *	110.5100	53.96	-24.57	29.39	43.50	-14.11	QP
3	122.6350	45.04	-23.53	21.51	43.50	-21.99	QP
4	159.9800	43.69	-21.10	22.59	43.50	-20.91	QP
5	196.8400	46.53	-23.67	22.86	43.50	-20.64	QP
6	314.2100	46.62	-19.57	27.05	46.00	-18.95	QP

EUT	Smart Phone	Model Name	VTR-L29A
Temperature	25°C	Relative Humidity	60%
Test Voltage	AC 120V/60Hz	Polarization	Vertical
Test Mode	Adapter+Idle+Playing+Speaker		
Note	Adapter:Salcomp(US)+USB Cable:HONGLIN+Battery:DESAY		
Test Engineer	Kevin Li		

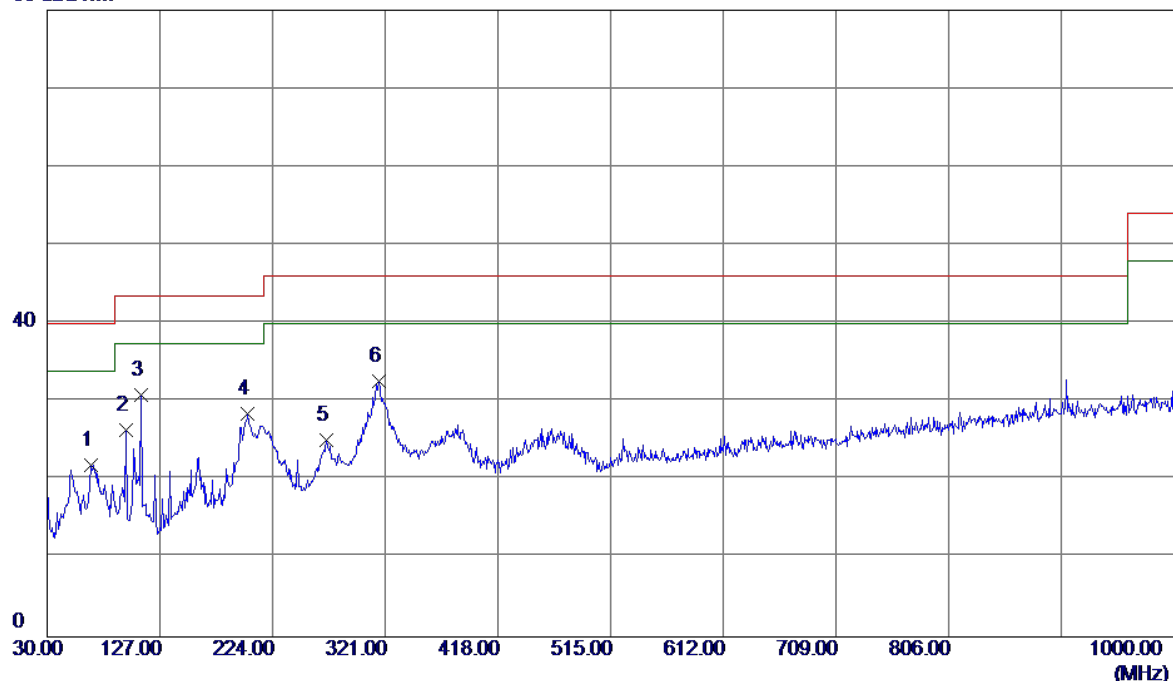
80 dBuV/m



No.	Freq. MHz	Reading Level dBuV/m	Correct Factor dB	Measure ment dBuV/m	Limit dBuV/m	Margin dB	Detector
1	30.0000	59.78	-24.17	35.61	40.00	-4.39	QP
2	51.3400	54.80	-22.26	32.54	40.00	-7.46	QP
3	98.3850	62.69	-26.43	36.26	43.50	-7.24	QP
4 *	110.5100	65.23	-24.57	40.66	43.50	-2.84	QP
5	162.4050	50.49	-21.24	29.25	43.50	-14.25	QP
6	199.7500	52.36	-23.73	28.63	43.50	-14.87	QP

EUT	Smart Phone	Model Name	VTR-L29A
Temperature	25°C	Relative Humidity	60%
Test Voltage	AC 120V/60Hz	Polarization	Horizontal
Test Mode	Adapter+Idle+Playing+Speaker		
Note	Adapter:Salcomp(US)+USB Cable:HONGLIN+Battery:DESAY		
Test Engineer	Kevin Li		

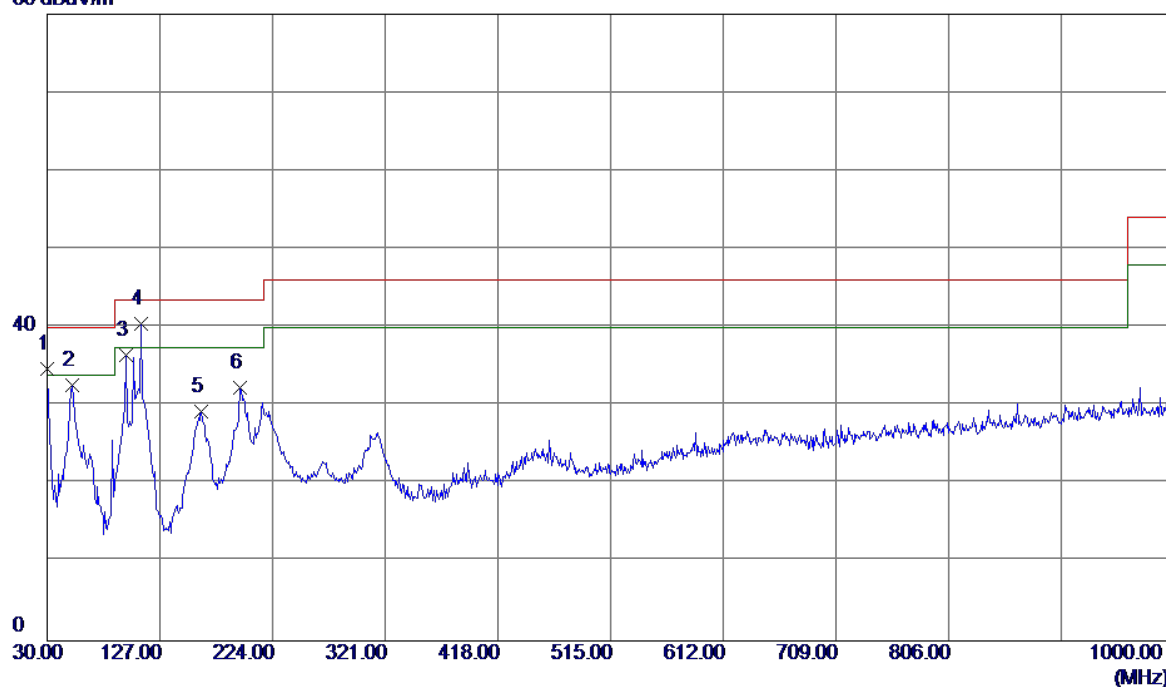
80 dBuV/m



No.	Freq. MHz	Reading Level dBuV/m	Correct Factor dB	Measure ment dBuV/m	Limit dBuV/m	Margin dB	Detector
1	67.3450	45.61	-23.71	21.90	40.00	-18.10	QP
2	98.3850	52.87	-26.43	26.44	43.50	-17.06	QP
3 *	110.5100	55.43	-24.57	30.86	43.50	-12.64	QP
4	202.6600	52.31	-23.76	28.55	43.50	-14.95	QP
5	270.5600	46.01	-20.84	25.17	46.00	-20.83	QP
6	315.6650	52.18	-19.54	32.64	46.00	-13.36	QP

EUT	Smart Phone	Model Name	VTR-L29A
Temperature	25°C	Relative Humidity	60%
Test Voltage	AC 120V/60Hz	Polarization	Vertical
Test Mode	Adapter+Traffic (GSM)+ Earphone		
Note	Adapter:Salcomp(US)+USB		
	Cable:HONGLIN+Battery:DESAY+Earphone:Lianchuang		
Test Engineer	Kevin Li		

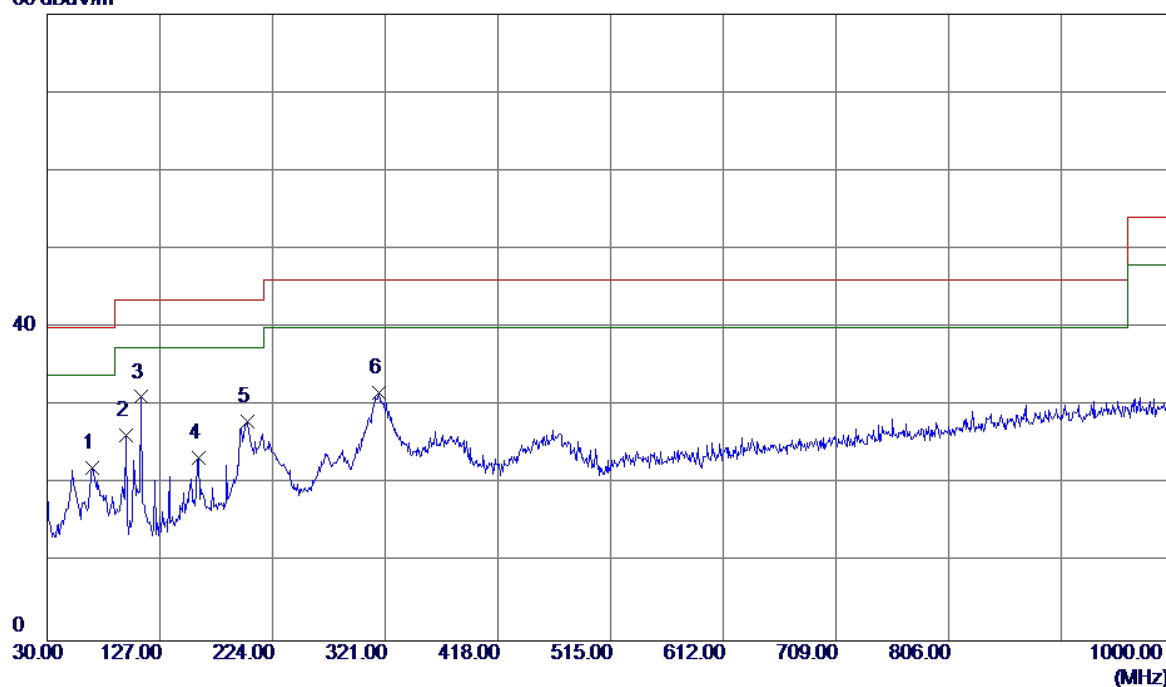
80 dBuV/m



No.	Freq. MHz	Reading Level dBuV/m	Correct Factor dB	Measure ment dBuV/m	Limit dBuV/m	Margin dB	Detector
1	30.0000	58.84	-24.17	34.67	40.00	-5.33	QP
2	51.3400	54.92	-22.26	32.66	40.00	-7.34	QP
3	98.3850	62.93	-26.43	36.50	43.50	-7.00	QP
4 *	110.5100	64.99	-24.57	40.42	43.50	-3.08	QP
5	162.8900	50.55	-21.27	29.28	43.50	-14.22	QP
6	196.3550	55.97	-23.66	32.31	43.50	-11.19	QP

EUT	Smart Phone	Model Name	VTR-L29A
Temperature	25°C	Relative Humidity	60%
Test Voltage	AC 120V/60Hz	Polarization	Horizontal
Test Mode	Adapter+Traffic (GSM)+ Earphone		
Note	Adapter:Salcomp(US)+USB		
	Cable:HONGLIN+Battery:DESAY+Earphone:Lianchuang		
Test Engineer	Kevin Li		

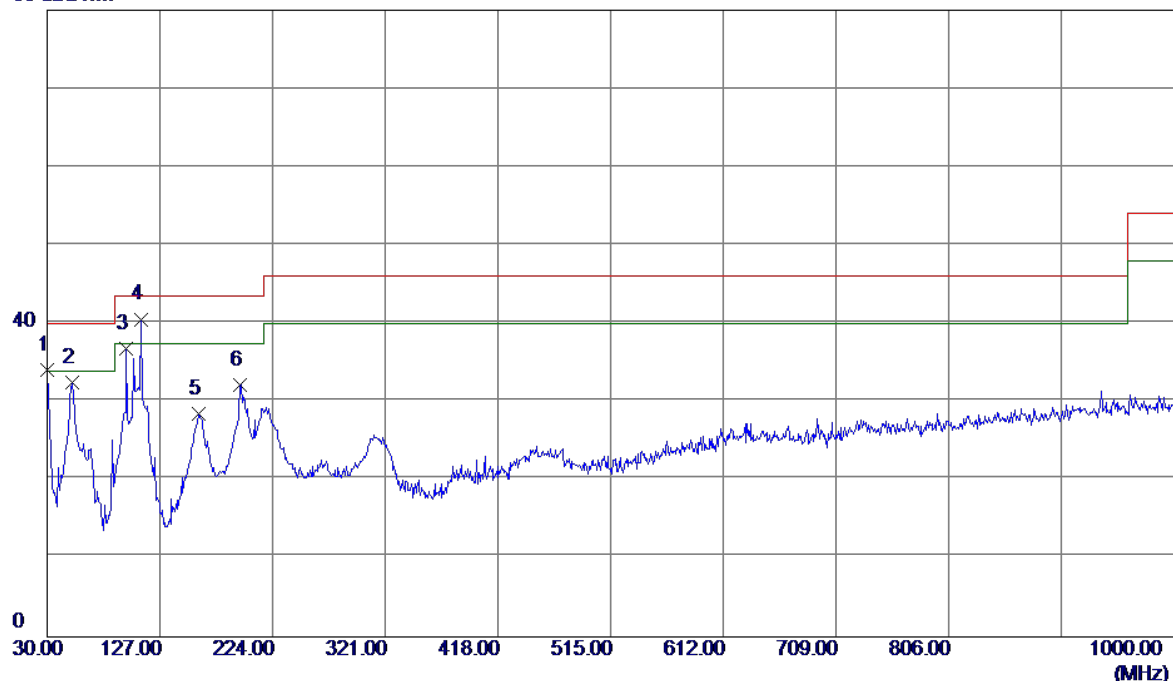
80 dBuV/m



No.	Freq. MHz	Reading Level dBuV/m	Correct Factor dB	Measure ment dBuV/m	Limit dBuV/m	Margin dB	Detector
1	69.2850	46.11	-24.00	22.11	40.00	-17.89	QP
2	98.3850	52.68	-26.43	26.25	43.50	-17.25	QP
3 *	110.5100	55.69	-24.57	31.12	43.50	-12.38	QP
4	159.9800	44.43	-21.10	23.33	43.50	-20.17	QP
5	202.6600	51.71	-23.76	27.95	43.50	-15.55	QP
6	315.1800	51.22	-19.55	31.67	46.00	-14.33	QP

EUT	Smart Phone	Model Name	VTR-L29A
Temperature	25°C	Relative Humidity	60%
Test Voltage	AC 120V/60Hz	Polarization	Vertical
Test Mode	Adapter+Traffic (WCDMA)		
Note	Adapter:Salcomp(US)+USB Cable:HONGLIN+Battery:DESAY		
Test Engineer	Kevin Li		

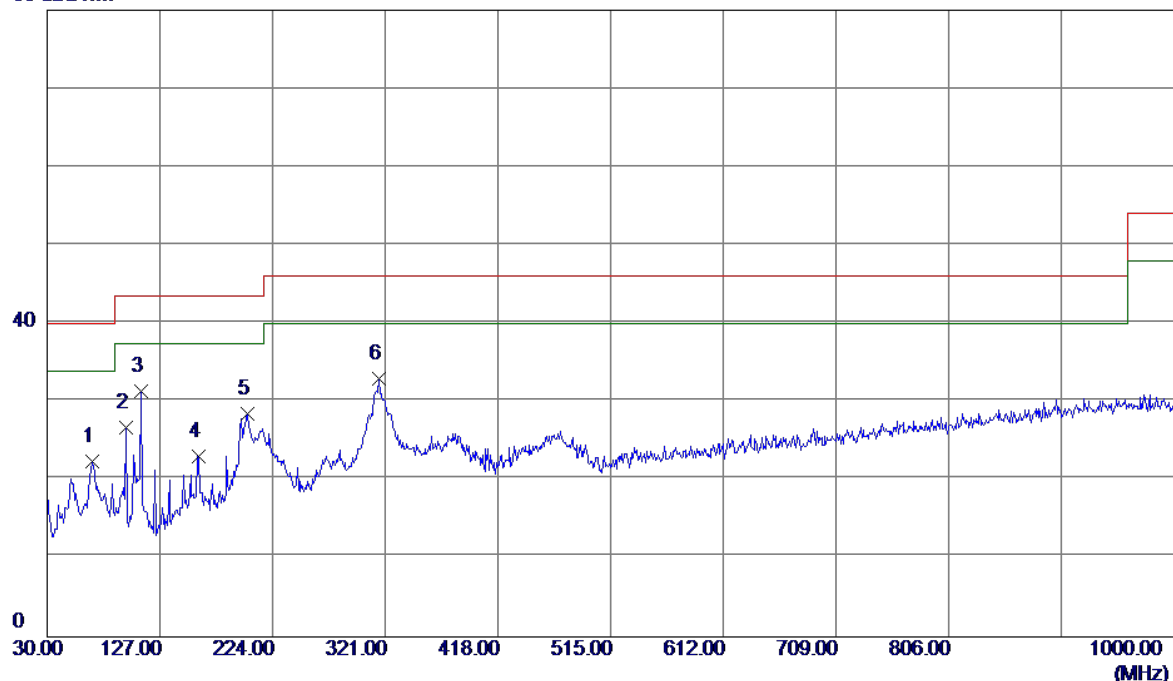
80 dBuV/m



No.	Freq. MHz	Reading Level dBuV/m	Correct Factor dB	Measure ment dBuV/m	Limit dBuV/m	Margin dB	Detector
1	30.0000	58.20	-24.17	34.03	40.00	-5.97	QP
2	51.3400	54.78	-22.26	32.52	40.00	-7.48	QP
3	98.3850	63.17	-26.43	36.74	43.50	-6.76	QP
4 *	110.5100	65.13	-24.57	40.56	43.50	-2.94	QP
5	159.9800	49.54	-21.10	28.44	43.50	-15.06	QP
6	196.3550	55.83	-23.66	32.17	43.50	-11.33	QP

EUT	Smart Phone	Model Name	VTR-L29A
Temperature	25°C	Relative Humidity	60%
Test Voltage	AC 120V/60Hz	Polarization	Horizontal
Test Mode	Adapter+Traffic (WCDMA)		
Note	Adapter:Salcomp(US)+USB Cable:HONGLIN+Battery:DESAY		
Test Engineer	Kevin Li		

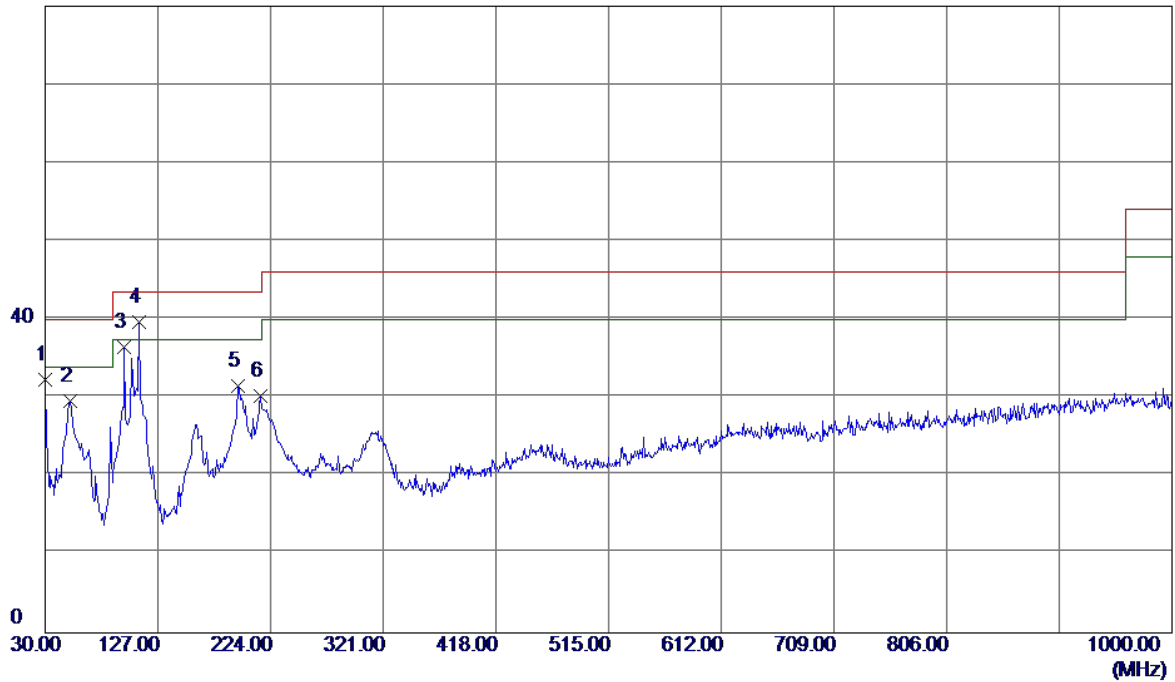
80 dBuV/m



No.	Freq. MHz	Reading Level dBuV/m	Correct Factor dB	Measure ment dBuV/m	Limit dBuV/m	Margin dB	Detector
1	68.3150	46.23	-23.86	22.37	40.00	-17.63	QP
2	98.3850	53.14	-26.43	26.71	43.50	-16.79	QP
3 *	110.5100	55.89	-24.57	31.32	43.50	-12.18	QP
4	159.9800	44.21	-21.10	23.11	43.50	-20.39	QP
5	202.6600	52.27	-23.76	28.51	43.50	-14.99	QP
6	315.6650	52.56	-19.54	33.02	46.00	-12.98	QP

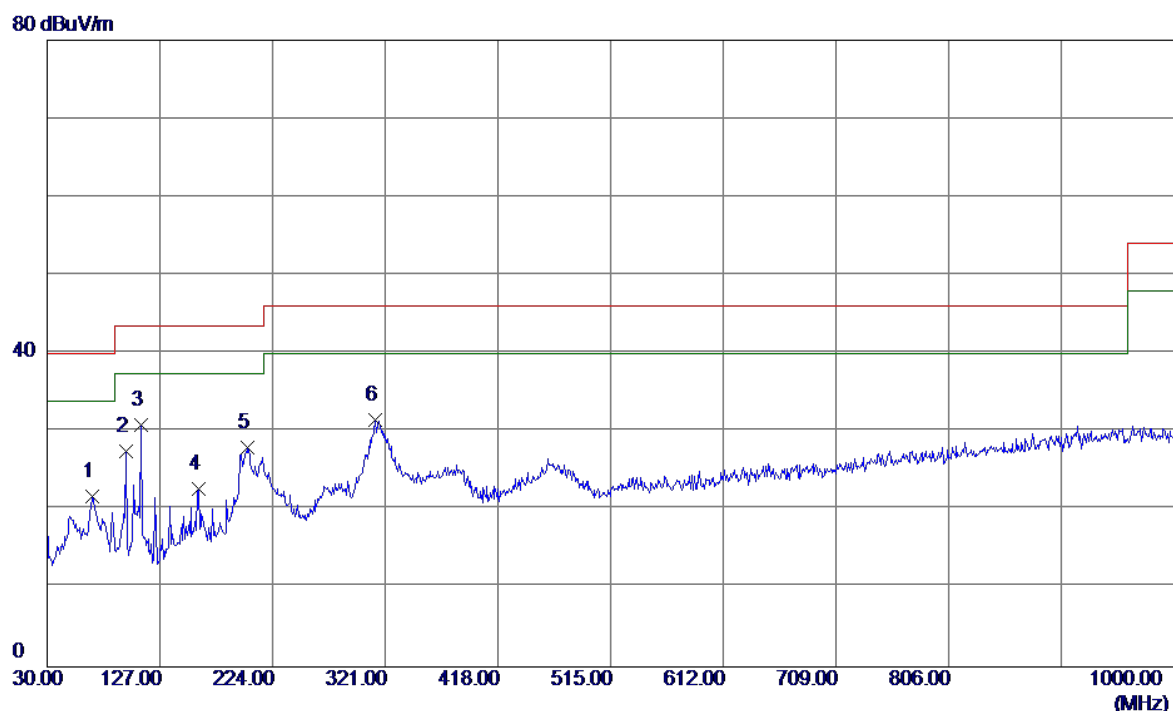
EUT	Smart Phone	Model Name	VTR-L29A
Temperature	25°C	Relative Humidity	60%
Test Voltage	AC 120V/60Hz	Polarization	Vertical
Test Mode	Adapter+Traffic (LTE)		
Note	Adapter:Salcomp(US)+USB Cable:HONGLIN+Battery:DESAY		
Test Engineer	Kevin Li		

80 dBuV/m



No.	Freq. MHz	Reading Level dBuV/m	Correct Factor dB	Measure ment dBuV/m	Limit dBuV/m	Margin dB	Detector
1	30.0000	56.46	-24.17	32.29	40.00	-7.71	QP
2	51.3400	51.87	-22.26	29.61	40.00	-10.39	QP
3	98.3850	62.93	-26.43	36.50	43.50	-7.00	QP
4 *	110.5100	64.32	-24.57	39.75	43.50	-3.75	QP
5	196.3550	55.22	-23.66	31.56	43.50	-11.94	QP
6	215.2700	54.08	-23.82	30.26	43.50	-13.24	QP

EUT	Smart Phone	Model Name	VTR-L29A
Temperature	25°C	Relative Humidity	60%
Test Voltage	AC 120V/60Hz	Polarization	Horizontal
Test Mode	Adapter+Traffic (LTE)		
Note	Adapter:Salcomp(US)+USB Cable:HONGLIN+Battery:DESAY		
Test Engineer	Kevin Li		



No.	Freq. MHz	Reading Level dBuV/m	Correct Factor dB	Measure ment dBuV/m	Limit dBuV/m	Margin dB	Detector
1	69.2850	45.81	-24.00	21.81	40.00	-18.19	QP
2	98.3850	54.00	-26.43	27.57	43.50	-15.93	QP
3 *	110.5100	55.43	-24.57	30.86	43.50	-12.64	QP
4	159.9800	43.76	-21.10	22.66	43.50	-20.84	QP
5	202.6600	51.79	-23.76	28.03	43.50	-15.47	QP
6	312.7550	51.13	-19.60	31.53	46.00	-14.47	QP

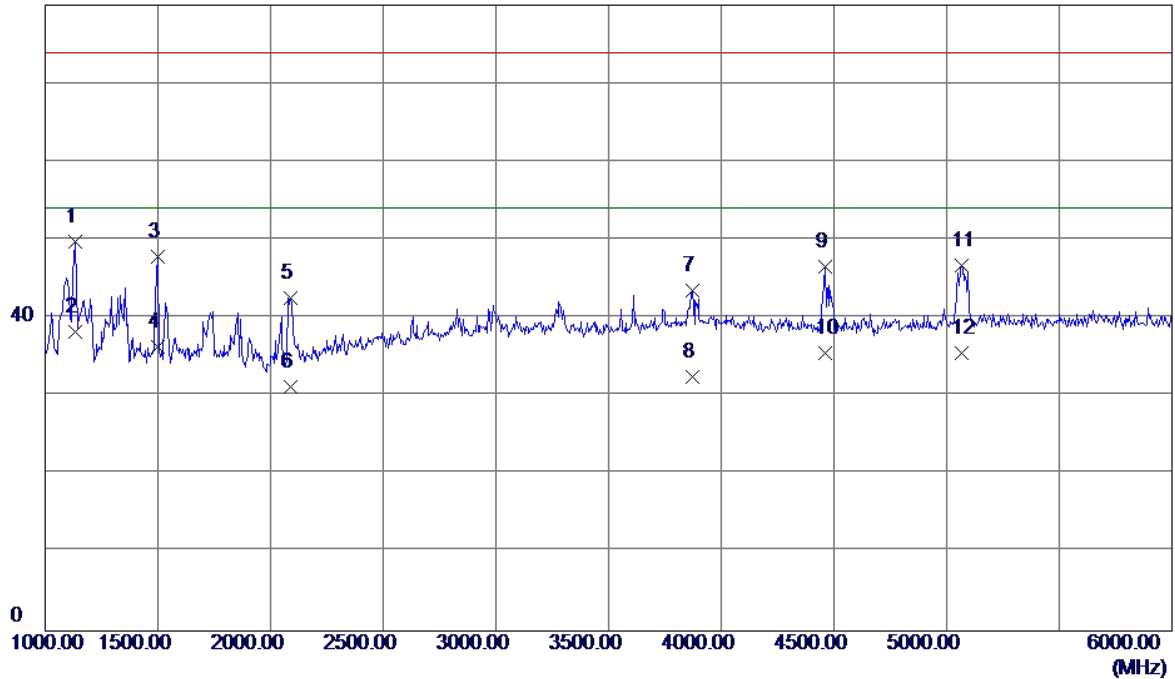
#### 4.2.7 TEST RESULTS-ABOVE 1GHZ

Remark :

- (1) All readings are Peak unless otherwise stated QP in column of『Note』. Peak denotes that the Peak reading compliance with the QP Limits and then QP Mode measurement didn't perform.
- (2) Radiated emissions measured in frequency range above 1000MHz were made with an instrument using Peak detector mode and AV detector mode of the emission.
- (3) Data of measurement within this frequency range shown “ \* ” in the table above means the reading of emissions are attenuated more than 20dB below the permissible limits or the field strength is too small to be measured.
- (4) A preamp and high pass filter were used for this test in order to provide sufficient measurement sensitivity.

EUT	Smart Phone	Model Name	VTR-L29A
Temperature	25°C	Relative Humidity	45%
Test Voltage	AC 120V/60Hz	Polarization	Vertical
Test Mode	USB copy(EUT with PC)+Idle+ Earphone		
Note	USB Cable:HONGLIN+Battery:DESAY+Earphone:Lianchuang		
Test Engineer	Kevin Li		

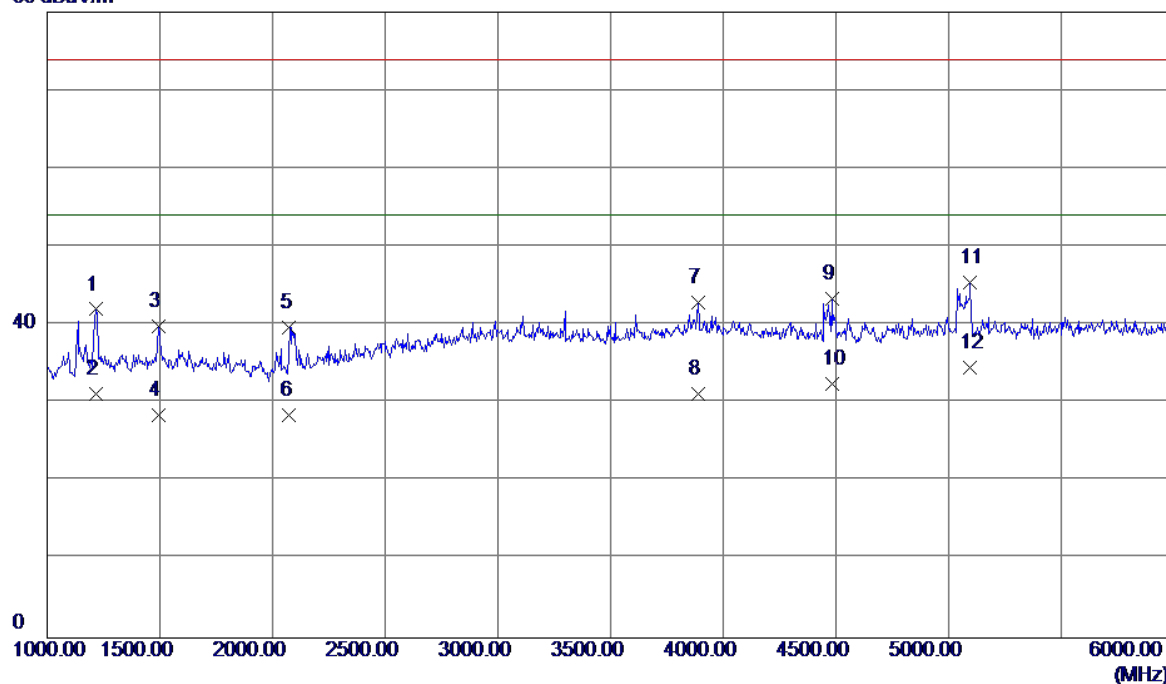
80 dBuV/m



No.	Freq. MHz	Reading Level dBuV/m	Correct Factor dB	Measure ment dBuV/m	Limit dBuV/m	Margin dB	Detector
1	1135.0000	54.14	-4.40	49.74	74.00	-24.26	Peak
2 *	1135.0000	42.66	-4.40	38.26	54.00	-15.74	AVG
3	1500.0000	51.05	-3.20	47.85	74.00	-26.15	Peak
4	1500.0000	39.45	-3.20	36.25	54.00	-17.75	AVG
5	2087.5000	45.37	-2.75	42.62	74.00	-31.38	Peak
6	2087.5000	34.00	-2.75	31.25	54.00	-22.75	AVG
7	3872.5000	38.72	4.85	43.57	74.00	-30.43	Peak
8	3872.5000	27.69	4.85	32.54	54.00	-21.46	AVG
9	4460.0000	41.53	5.10	46.63	74.00	-27.37	Peak
10	4460.0000	30.37	5.10	35.47	54.00	-18.53	AVG
11	5067.5000	40.25	6.44	46.69	74.00	-27.31	Peak
12	5067.5000	29.03	6.44	35.47	54.00	-18.53	AVG

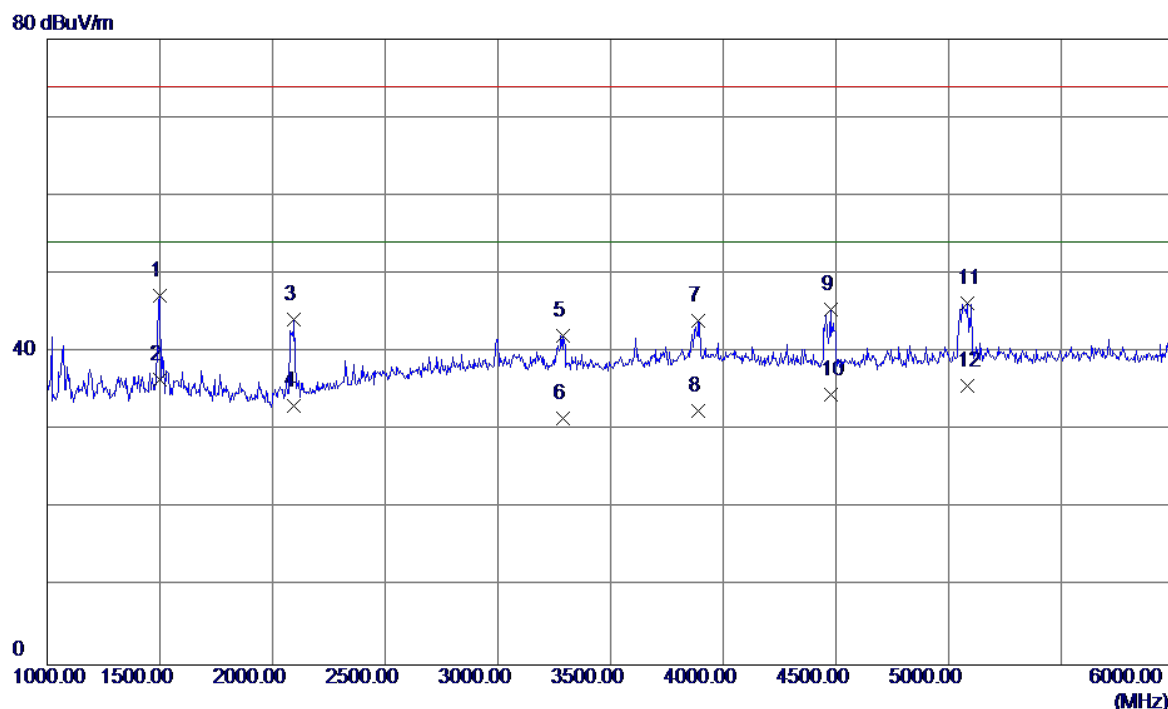
EUT	Smart Phone	Model Name	VTR-L29A
Temperature	25°C	Relative Humidity	45%
Test Voltage	AC 120V/60Hz	Polarization	Horizontal
Test Mode	USB copy(EUT with PC)+Idle+ Earphone		
Note	USB Cable:HONGLIN+Battery:DESAY+Earphone:Lianchuang		
Test Engineer	Kevin Li		

80 dBuV/m



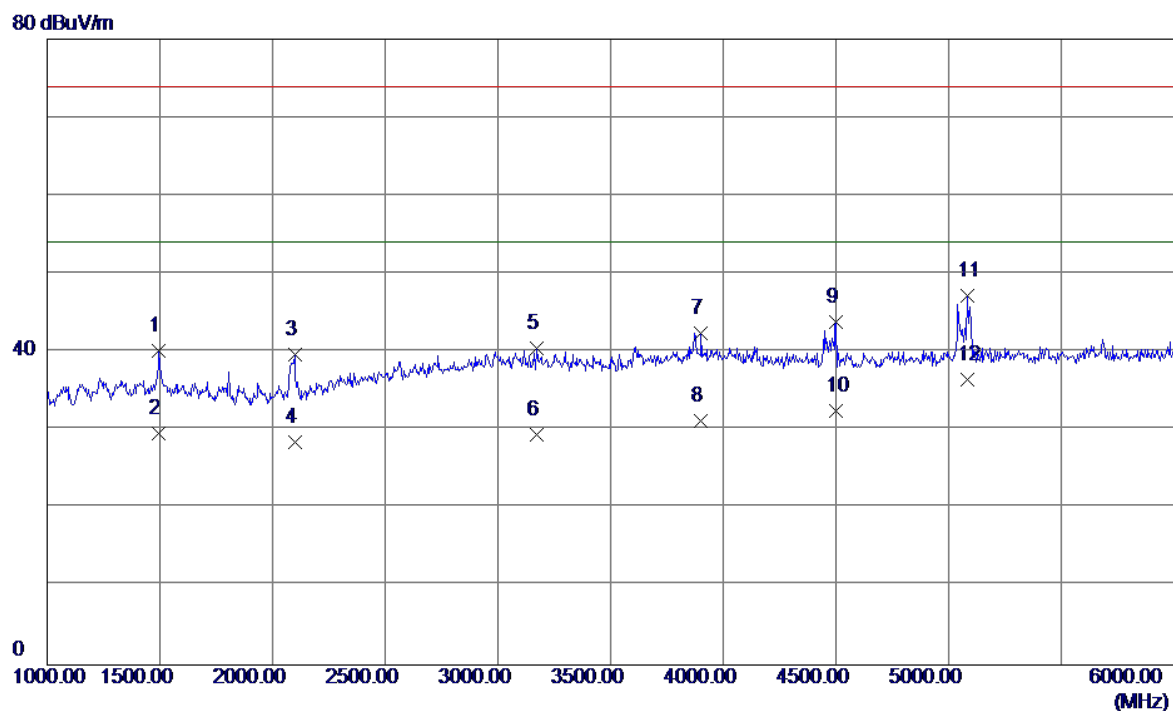
No.	Freq. MHz	Reading Level dBuV/m	Correct Factor dB	Measure ment dBuV/m	Limit dBuV/m	Margin dB	Detector
1	1217.5000	46.13	-4.13	42.00	74.00	-32.00	Peak
2	1217.5000	35.38	-4.13	31.25	54.00	-22.75	AVG
3	1492.5000	43.13	-3.22	39.91	74.00	-34.09	Peak
4	1492.5000	31.67	-3.22	28.45	54.00	-25.55	AVG
5	2075.0000	42.54	-2.84	39.70	74.00	-34.30	Peak
6	2075.0000	31.31	-2.84	28.47	54.00	-25.53	AVG
7	3887.5000	37.93	4.91	42.84	74.00	-31.16	Peak
8	3887.5000	26.34	4.91	31.25	54.00	-22.75	AVG
9	4482.5000	38.34	5.09	43.43	74.00	-30.57	Peak
10	4482.5000	27.35	5.09	32.44	54.00	-21.56	AVG
11	5095.0000	38.87	6.50	45.37	74.00	-28.63	Peak
12 *	5095.0000	28.11	6.50	34.61	54.00	-19.39	AVG

EUT	Smart Phone	Model Name	VTR-L29A
Temperature	25°C	Relative Humidity	45%
Test Voltage	AC 120V/60Hz	Polarization	Vertical
Test Mode	USB copy(EUT with PC)+Idle+ Earphone		
Note	USB Cable:Luxshare+Battery:Sunwoda+Earphone:QUANCHENG		
Test Engineer	Kevin Li		



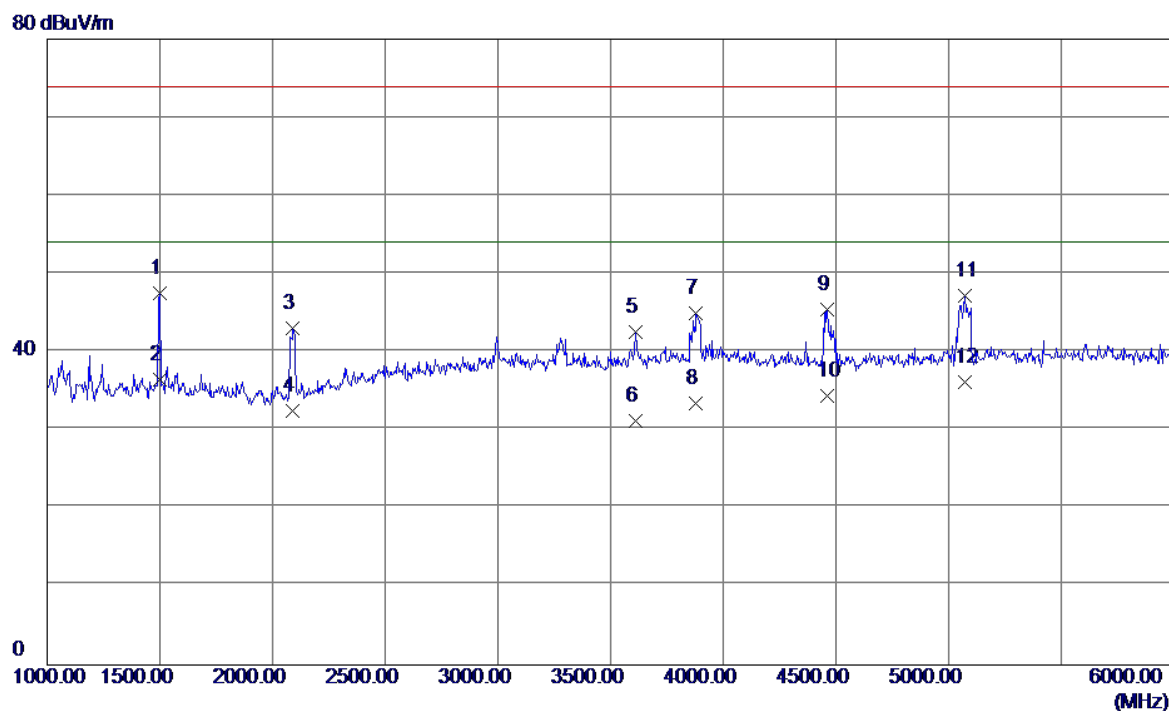
No.	Freq. MHz	Reading Level dBuV/m	Correct Factor dB	Measure ment dBuV/m	Limit dBuV/m	Margin dB	Detector
1	1500.0000	50.33	-3.20	47.13	74.00	-26.87	Peak
2 *	1500.0000	39.65	-3.20	36.45	54.00	-17.55	AVG
3	2095.0000	46.79	-2.70	44.09	74.00	-29.91	Peak
4	2095.0000	35.85	-2.70	33.15	54.00	-20.85	AVG
5	3290.0000	38.91	3.24	42.15	74.00	-31.85	Peak
6	3290.0000	28.31	3.24	31.55	54.00	-22.45	AVG
7	3890.0000	39.06	4.92	43.98	74.00	-30.02	Peak
8	3890.0000	27.62	4.92	32.54	54.00	-21.46	AVG
9	4477.0000	40.29	5.09	45.38	74.00	-28.62	Peak
10	4477.5000	29.45	5.09	34.54	54.00	-19.46	AVG
11	5085.0000	39.83	6.48	46.31	74.00	-27.69	Peak
12	5085.0000	29.13	6.48	35.61	54.00	-18.39	AVG

EUT	Smart Phone	Model Name	VTR-L29A
Temperature	25°C	Relative Humidity	45%
Test Voltage	AC 120V/60Hz	Polarization	Horizontal
Test Mode	USB copy(EUT with PC)+Idle+ Earphone		
Note	USB Cable:Luxshare+Battery:Sunwoda+Earphone:QUANCHENG		
Test Engineer	Kevin Li		



No.	Freq. MHz	Reading Level dBuV/m	Correct Factor dB	Measure ment dBuV/m	Limit dBuV/m	Margin dB	Detector
1	1495.0000	43.41	-3.22	40.19	74.00	-33.81	Peak
2	1495.0000	32.87	-3.22	29.65	54.00	-24.35	AVG
3	2097.5000	42.29	-2.68	39.61	74.00	-34.39	Peak
4	2097.5000	31.16	-2.68	28.48	54.00	-25.52	AVG
5	3172.5000	37.41	3.13	40.54	74.00	-33.46	Peak
6	3172.5000	26.34	3.13	29.47	54.00	-24.53	AVG
7	3900.0000	37.40	4.96	42.36	74.00	-31.64	Peak
8	3900.0000	26.29	4.96	31.25	54.00	-22.75	AVG
9	4500.0000	38.71	5.08	43.79	74.00	-30.21	Peak
10	4500.0000	27.39	5.08	32.47	54.00	-21.53	AVG
11	5082.5000	40.78	6.48	47.26	74.00	-26.74	Peak
12 *	5082.5000	29.97	6.48	36.45	54.00	-17.55	AVG

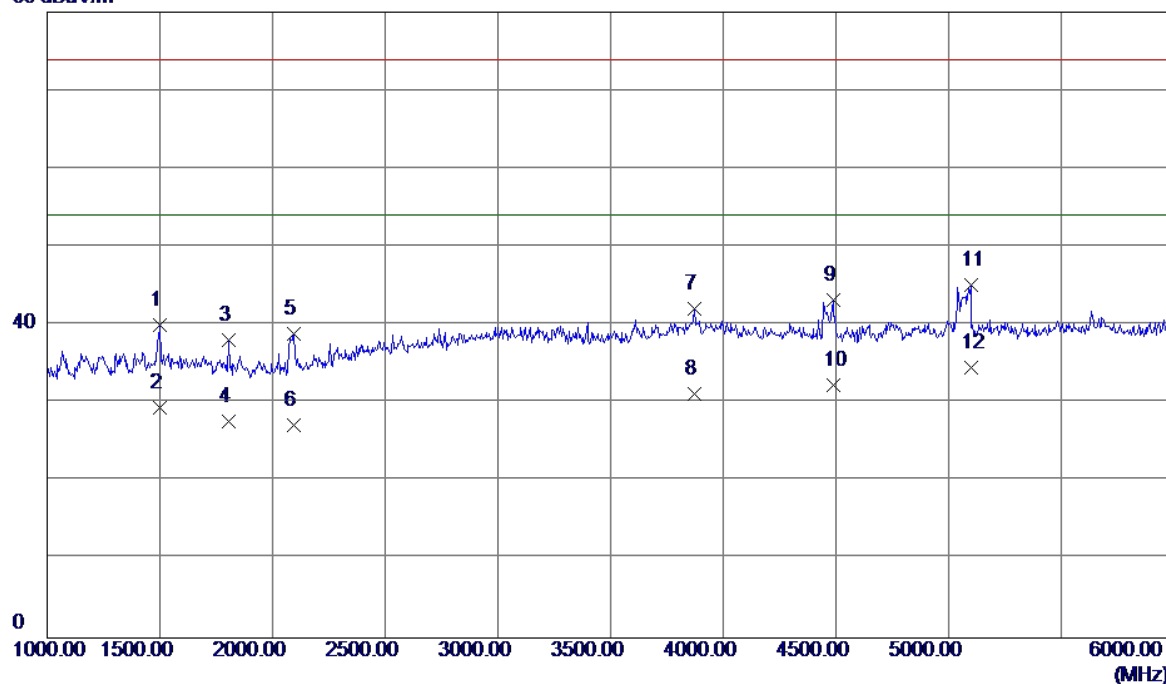
EUT	Smart Phone	Model Name	VTR-L29A
Temperature	25°C	Relative Humidity	45%
Test Voltage	AC 120V/60Hz	Polarization	Vertical
Test Mode	USB copy(EUT with PC)+Idle+ Earphone		
Note	USB Cable:Luxshare+Battery:SCUD+Earphone:MERRY		
Test Engineer	Kevin Li		



No.	Freq. MHz	Reading Level dBuV/m	Correct Factor dB	Measure ment dBuV/m	Limit dBuV/m	Margin dB	Detector
1	1500.0000	50.77	-3.20	47.57	74.00	-26.43	Peak
2 *	1500.0000	39.65	-3.20	36.45	54.00	-17.55	AVG
3	2090.0000	45.73	-2.73	43.00	74.00	-31.00	Peak
4	2090.0000	35.18	-2.73	32.45	54.00	-21.55	AVG
5	3610.0000	38.74	3.85	42.59	74.00	-31.41	Peak
6	3610.0000	27.40	3.85	31.25	54.00	-22.75	AVG
7	3880.0000	40.10	4.88	44.98	74.00	-29.02	Peak
8	3880.0000	28.59	4.88	33.47	54.00	-20.53	AVG
9	4462.0000	40.41	5.10	45.51	74.00	-28.49	Peak
10	4462.0000	29.26	5.10	34.36	54.00	-19.64	AVG
11	5070.0000	40.73	6.45	47.18	74.00	-26.82	Peak
12	5070.0000	29.70	6.45	36.15	54.00	-17.85	AVG

EUT	Smart Phone	Model Name	VTR-L29A
Temperature	25°C	Relative Humidity	45%
Test Voltage	AC 120V/60Hz	Polarization	Horizontal
Test Mode	USB copy(EUT with PC)+Idle+ Earphone		
Note	USB Cable:Luxshare+Battery:SCUD+Earphone:MERRY		
Test Engineer	Kevin Li		

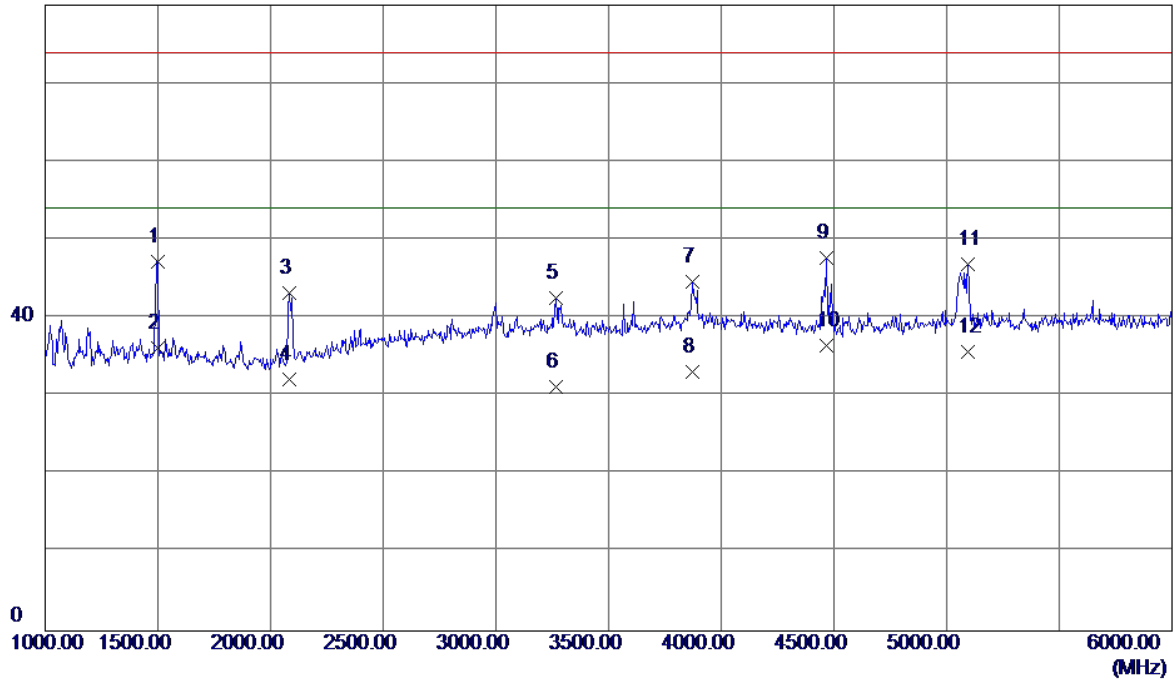
80 dBuV/m



No.	Freq. MHz	Reading Level dBuV/m	Correct Factor dB	Measure ment dBuV/m	Limit dBuV/m	Margin dB	Detector
1	1500.0000	43.23	-3.20	40.03	74.00	-33.97	Peak
2	1500.0000	32.66	-3.20	29.46	54.00	-24.54	AVG
3	1805.0000	41.38	-3.32	38.06	74.00	-35.94	Peak
4	1805.0000	30.93	-3.32	27.61	54.00	-26.39	AVG
5	2095.0000	41.63	-2.70	38.93	74.00	-35.07	Peak
6	2095.0000	29.85	-2.70	27.15	54.00	-26.85	AVG
7	3872.5000	37.18	4.85	42.03	74.00	-31.97	Peak
8	3872.5000	26.40	4.85	31.25	54.00	-22.75	AVG
9	4487.5000	38.09	5.09	43.18	74.00	-30.82	Peak
10	4487.5000	27.16	5.09	32.25	54.00	-21.75	AVG
11	5097.5000	38.55	6.51	45.06	74.00	-28.94	Peak
12 *	5097.5000	28.10	6.51	34.61	54.00	-19.39	AVG

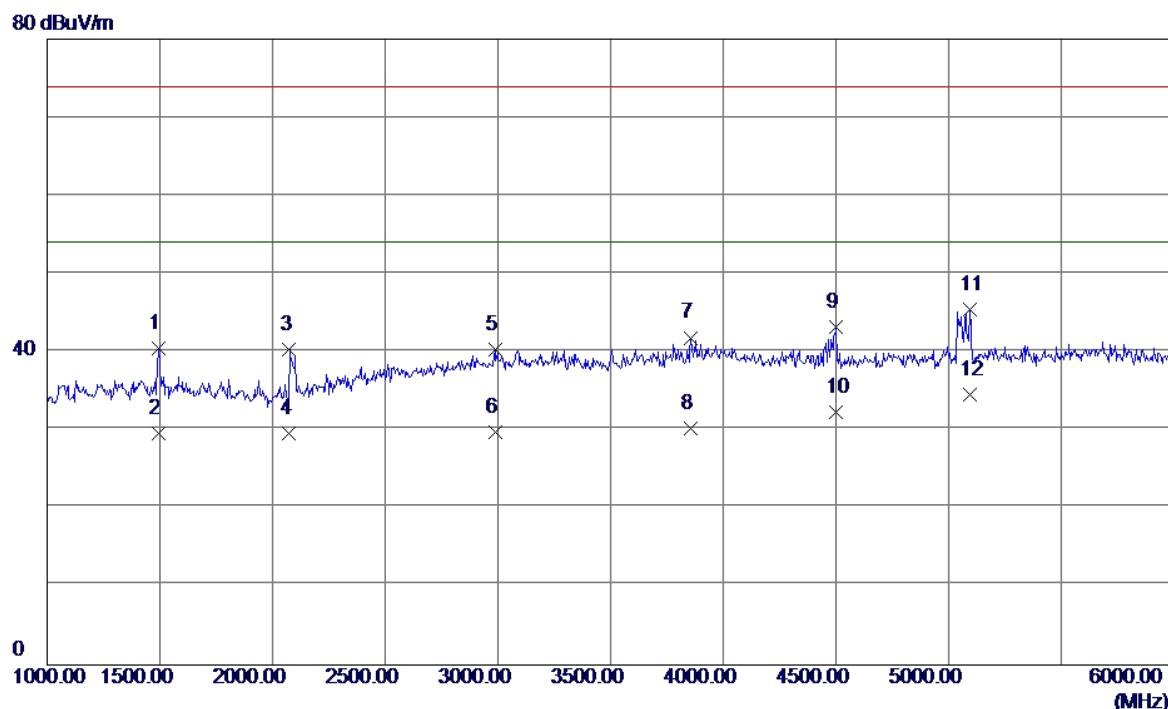
EUT	Smart Phone	Model Name	VTR-L29A
Temperature	25°C	Relative Humidity	45%
Test Voltage	AC 120V/60Hz	Polarization	Vertical
Test Mode	USB copy(EUT with PC)+Idle+ Earphone		
Note	USB Cable:HONGLIN+Battery:SCUD+Earphone:GoerTek		
Test Engineer	Kevin Li		

80 dBuV/m



No.	Freq. MHz	Reading Level dBuV/m	Correct Factor dB	Measure ment dBuV/m	Limit dBuV/m	Margin dB	Detector
1	1497.5000	50.44	-3.21	47.23	74.00	-26.77	Peak
2	1497.5000	39.41	-3.21	36.20	54.00	-17.80	AVG
3	2085.0000	45.92	-2.77	43.15	74.00	-30.85	Peak
4	2085.0000	34.92	-2.77	32.15	54.00	-21.85	AVG
5	3265.0000	39.33	3.21	42.54	74.00	-31.46	Peak
6	3265.0000	28.04	3.21	31.25	54.00	-22.75	AVG
7	3872.5000	39.85	4.85	44.70	74.00	-29.30	Peak
8	3872.5000	28.29	4.85	33.14	54.00	-20.86	AVG
9	4465.0000	42.64	5.10	47.74	74.00	-26.26	Peak
10 *	4465.0000	31.37	5.10	36.47	54.00	-17.53	AVG
11	5095.0000	40.38	6.50	46.88	74.00	-27.12	Peak
12	5095.0000	29.14	6.50	35.64	54.00	-18.36	AVG

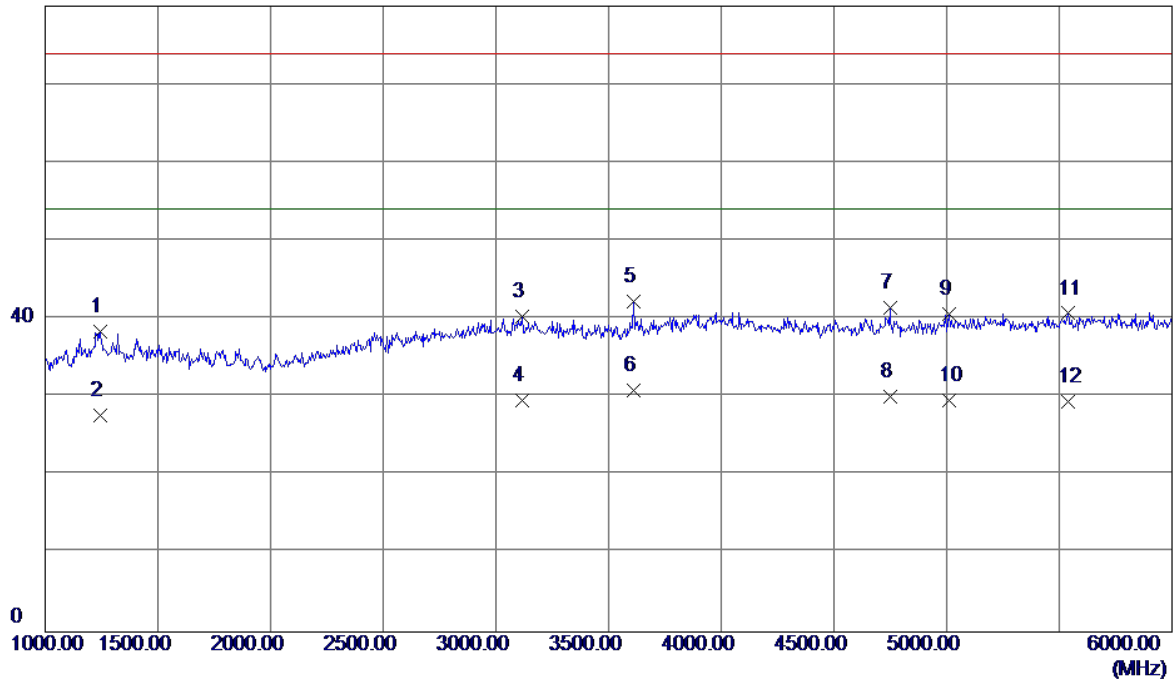
EUT	Smart Phone	Model Name	VTR-L29A
Temperature	25°C	Relative Humidity	45%
Test Voltage	AC 120V/60Hz	Polarization	Horizontal
Test Mode	USB copy(EUT with PC)+Idle+ Earphone		
Note	USB Cable:HONGLIN+Battery:SCUD+Earphone:GoerTek		
Test Engineer	Kevin Li		



No.	Freq. MHz	Reading Level dBuV/m	Correct Factor dB	Measure ment dBuV/m	Limit dBuV/m	Margin dB	Detector
1	1492.5000	43.75	-3.22	40.53	74.00	-33.47	Peak
2	1492.5000	32.87	-3.22	29.65	54.00	-24.35	AVG
3	2075.0000	43.14	-2.84	40.30	74.00	-33.70	Peak
4	2075.0000	32.48	-2.84	29.64	54.00	-24.36	AVG
5	2987.5000	37.37	2.90	40.27	74.00	-33.73	Peak
6	2987.5000	26.84	2.90	29.74	54.00	-24.26	AVG
7	3857.5000	37.04	4.80	41.84	74.00	-32.16	Peak
8	3857.5000	25.46	4.80	30.26	54.00	-23.74	AVG
9	4500.0000	38.12	5.08	43.20	74.00	-30.80	Peak
10	4500.0000	27.17	5.08	32.25	54.00	-21.75	AVG
11	5092.5000	38.95	6.50	45.45	74.00	-28.55	Peak
12 *	5092.5000	28.04	6.50	34.54	54.00	-19.46	AVG

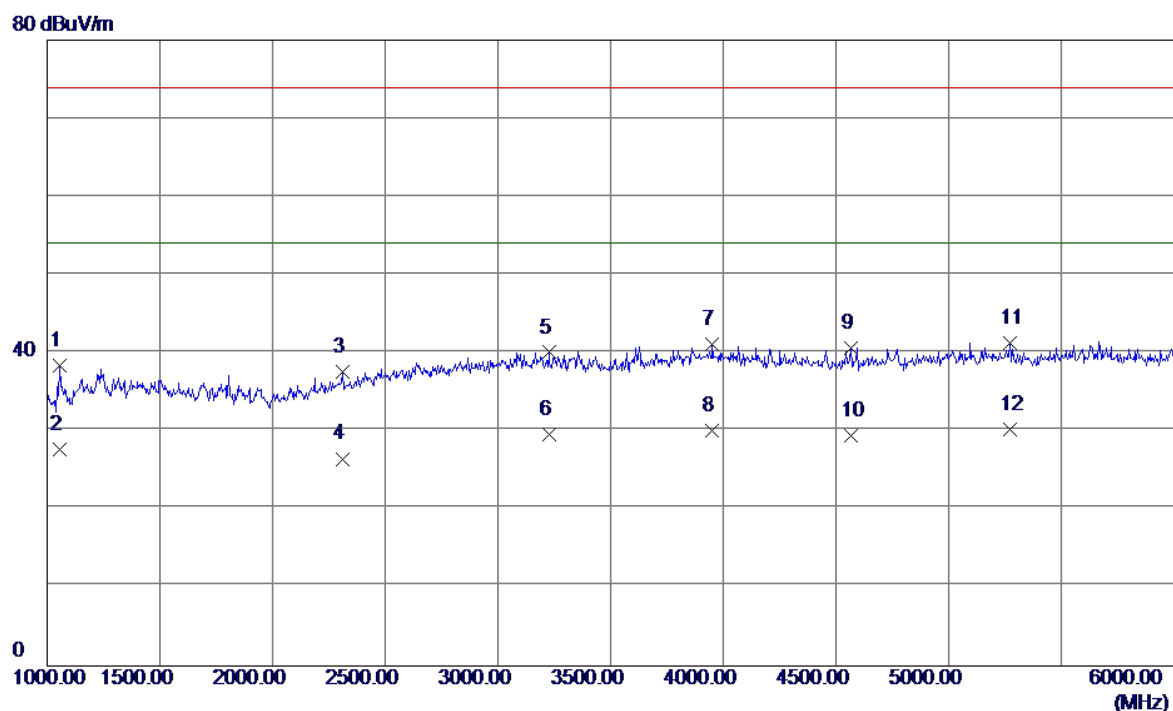
EUT	Smart Phone	Model Name	VTR-L29A
Temperature	25°C	Relative Humidity	45%
Test Voltage	AC 120V/60Hz	Polarization	Vertical
Test Mode	Adapter+Idle+BT+2.4G WIFI+GPS+Camera on+Earphone		
Note	Adapter:Phitek(US)+USB		
	Cable:HONGLIN+Battery:DESAY+Earphone:Lianchuang		
Test Engineer	Kevin Li		

80 dBuV/m



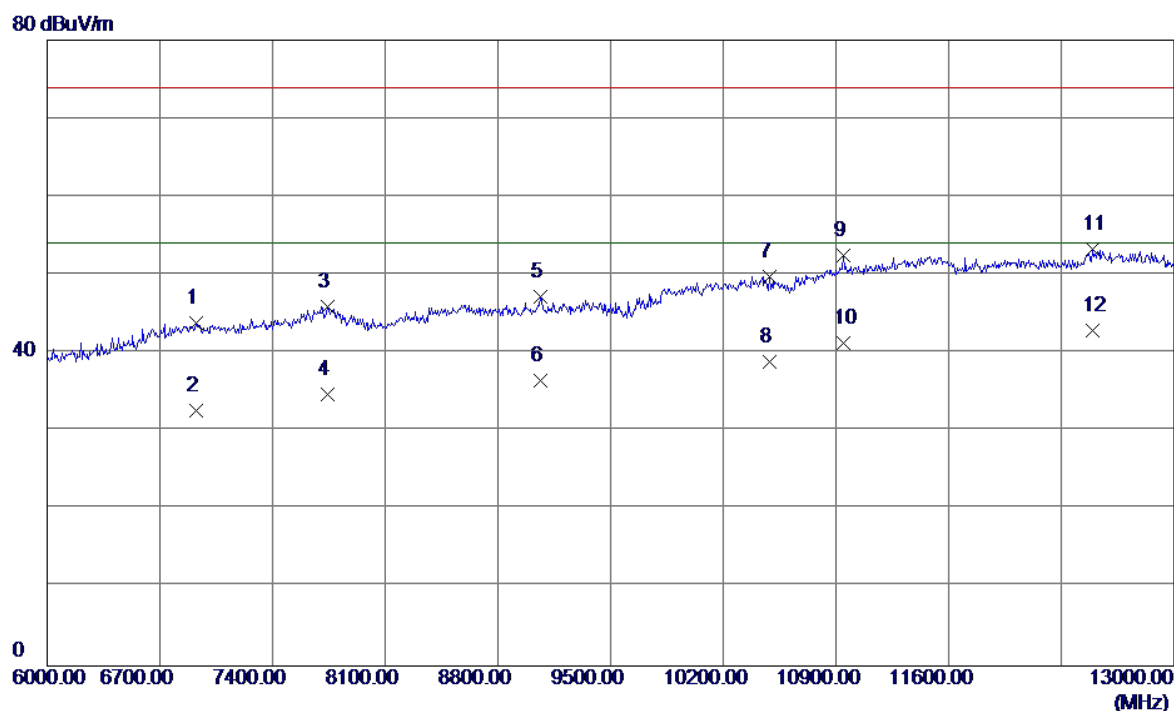
No.	Freq. MHz	Reading Level dBuV/m	Correct Factor dB	Measure ment dBuV/m	Limit dBuV/m	Margin dB	Detector
1	1242.5000	42.47	-4.05	38.42	74.00	-35.58	Peak
2	1242.5000	31.70	-4.05	27.65	54.00	-26.35	AVG
3	3115.0000	37.28	3.08	40.36	74.00	-33.64	Peak
4	3115.0000	26.56	3.08	29.64	54.00	-24.36	AVG
5	3610.0000	38.42	3.85	42.27	74.00	-31.73	Peak
6 *	3610.0000	27.00	3.85	30.85	54.00	-23.15	AVG
7	4747.5000	35.76	5.68	41.44	74.00	-32.56	Peak
8	4747.5000	24.47	5.68	30.15	54.00	-23.85	AVG
9	5010.0000	34.35	6.31	40.66	74.00	-33.34	Peak
10	5010.0000	23.36	6.31	29.67	54.00	-24.33	AVG
11	5537.5000	33.30	7.42	40.72	74.00	-33.28	Peak
12	5537.5000	22.05	7.42	29.47	54.00	-24.53	AVG

EUT	Smart Phone	Model Name	VTR-L29A
Temperature	25°C	Relative Humidity	45%
Test Voltage	AC 120V/60Hz	Polarization	Horizontal
Test Mode	Adapter+Idle+BT+2.4G WIFI+GPS+Camera on+Earphone		
Note	Adapter:Phitek(US)+USB		
	Cable:HONGLIN+Battery:DESAY+Earphone:Lianchuang		
Test Engineer	Kevin Li		



No.	Freq. MHz	Reading Level dBuV/m	Correct Factor dB	Measure ment dBuV/m	Limit dBuV/m	Margin dB	Detector
1	1057.5000	43.00	-4.66	38.34	74.00	-35.66	Peak
2	1057.5000	32.27	-4.66	27.61	54.00	-26.39	AVG
3	2312.5000	38.73	-1.11	37.62	74.00	-36.38	Peak
4	2312.5000	27.59	-1.11	26.48	54.00	-27.52	AVG
5	3227.5000	36.90	3.18	40.08	74.00	-33.92	Peak
6	3227.5000	26.46	3.18	29.64	54.00	-24.36	AVG
7	3950.0000	36.03	5.15	41.18	74.00	-32.82	Peak
8	3950.0000	25.00	5.15	30.15	54.00	-23.85	AVG
9	4565.0000	35.37	5.24	40.61	74.00	-33.39	Peak
10	4565.0000	24.21	5.24	29.45	54.00	-24.55	AVG
11	5270.0000	34.37	6.90	41.27	74.00	-32.73	Peak
12 *	5270.0000	23.32	6.90	30.22	54.00	-23.78	AVG

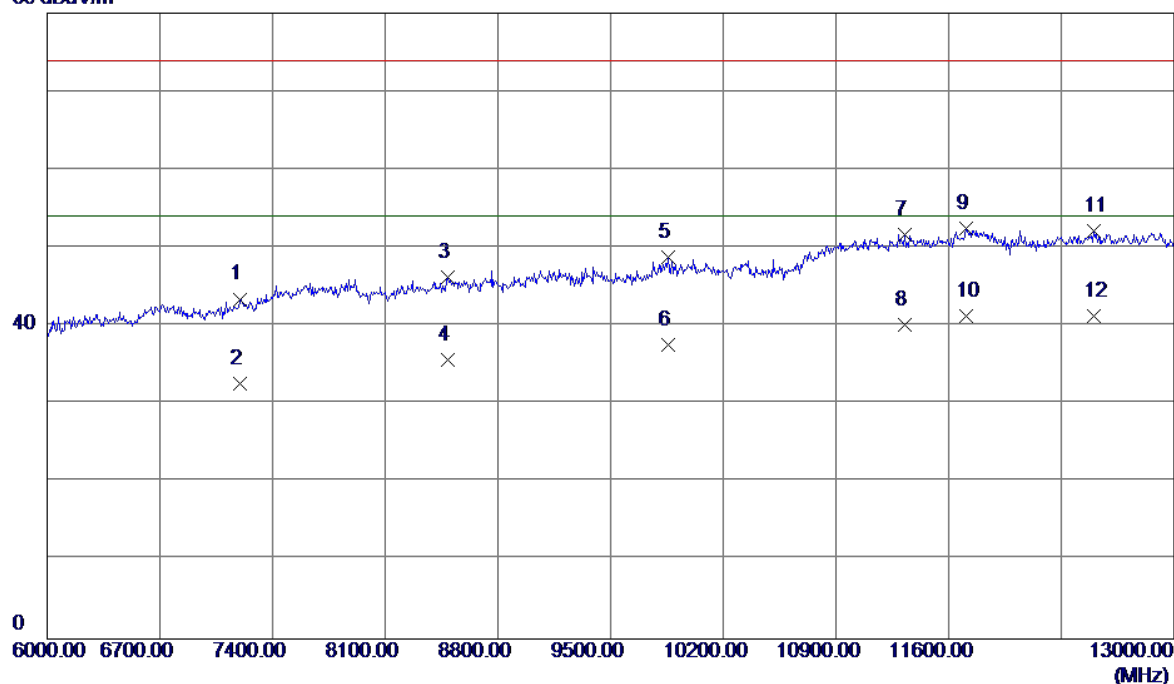
EUT	Smart Phone	Model Name	VTR-L29A
Temperature	25°C	Relative Humidity	45%
Test Voltage	AC 120V/60Hz	Polarization	Vertical
Test Mode	Adapter+Idle+BT+2.4G WIFI+GPS+Camera on+Earphone		
Note	Adapter:Phitek(US)+USB		
	Cable:HONGLIN+Battery:DESAY+Earphone:Lianchuang		
Test Engineer	Kevin Li		



No.	Freq. MHz	Reading Level dBuV/m	Correct Factor dB	Measure ment dBuV/m	Limit dBuV/m	Margin dB	Detector
1	6924.0000	34.01	9.80	43.81	74.00	-30.19	Peak
2	6924.0000	22.85	9.80	32.65	54.00	-21.35	AVG
3	7743.0000	32.98	12.92	45.90	74.00	-28.10	Peak
4	7743.0000	21.73	12.92	34.65	54.00	-19.35	AVG
5	9066.0000	31.22	15.91	47.13	74.00	-26.87	Peak
6	9066.0000	20.54	15.91	36.45	54.00	-17.55	AVG
7	10487.0000	31.26	18.56	49.82	74.00	-24.18	Peak
8	10487.0000	20.39	18.56	38.95	54.00	-15.05	AVG
9	10949.0000	32.95	19.53	52.48	74.00	-21.52	Peak
10	10949.0000	21.73	19.53	41.26	54.00	-12.74	AVG
11	12496.0000	31.77	21.47	53.24	74.00	-20.76	Peak
12 *	12496.0000	21.44	21.47	42.91	54.00	-11.09	AVG

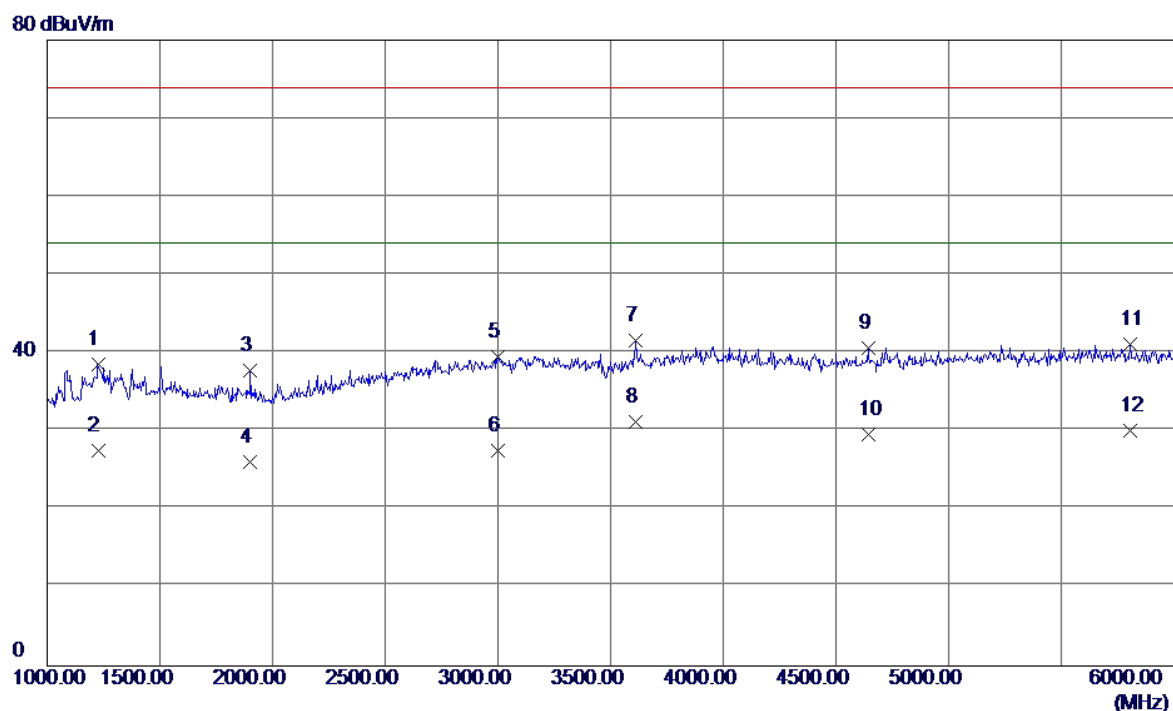
EUT	Smart Phone	Model Name	VTR-L29A
Temperature	25°C	Relative Humidity	45%
Test Voltage	AC 120V/60Hz	Polarization	Horizontal
Test Mode	Adapter+Idle+BT+2.4G WIFI+GPS+Camera on+Earphone		
Note	Adapter:Phitek(US)+USB		
	Cable:HONGLIN+Battery:DESAY+Earphone:Lianchuang		
Test Engineer	Kevin Li		

80 dBuV/m



No.	Freq. MHz	Reading Level dBuV/m	Correct Factor dB	Measure ment dBuV/m	Limit dBuV/m	Margin dB	Detector
1	7197.0000	32.58	10.86	43.44	74.00	-30.56	Peak
2	7197.0000	21.76	10.86	32.62	54.00	-21.38	AVG
3	8492.0000	31.17	15.07	46.24	74.00	-27.76	Peak
4	8492.0000	20.58	15.07	35.65	54.00	-18.35	AVG
5	9857.0000	31.14	17.60	48.74	74.00	-25.26	Peak
6	9857.0000	19.96	17.60	37.56	54.00	-16.44	AVG
7	11327.0000	31.36	20.35	51.71	74.00	-22.29	Peak
8	11327.0000	19.81	20.35	40.16	54.00	-13.84	AVG
9	11712.0000	31.23	21.23	52.46	74.00	-21.54	Peak
10 *	11712.0000	20.04	21.23	41.27	54.00	-12.73	AVG
11	12503.0000	30.70	21.47	52.17	74.00	-21.83	Peak
12	12503.0000	19.79	21.47	41.26	54.00	-12.74	AVG

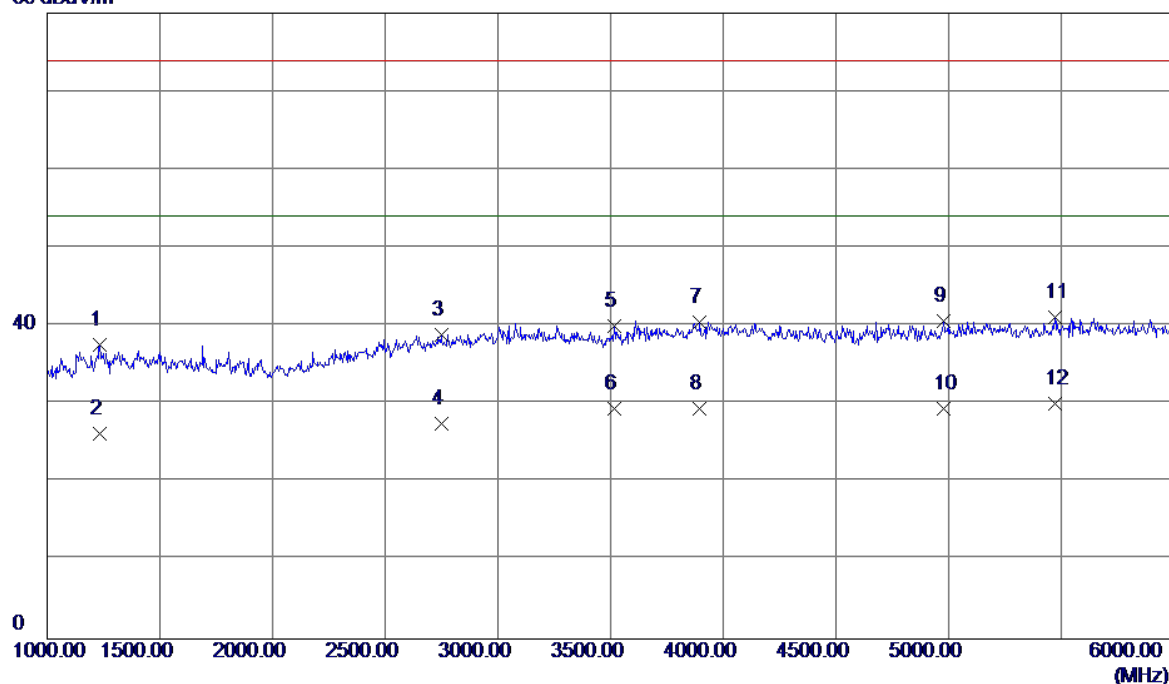
EUT	Smart Phone	Model Name	VTR-L29A
Temperature	25°C	Relative Humidity	45%
Test Voltage	AC 120V/60Hz	Polarization	Vertical
Test Mode	Adapter+Idle+BT+5G WIFI+GPS+Camera on+Earphone		
Note	Adapter:Phitek(US)+USB		
	Cable:HONGLIN+Battery:DESAY+Earphone:Lianchuang		
Test Engineer	Kevin Li		



No.	Freq. MHz	Reading Level dBuV/m	Correct Factor dB	Measure ment dBuV/m	Limit dBuV/m	Margin dB	Detector
1	1225.0000	42.63	-4.11	38.52	74.00	-35.48	Peak
2	1225.0000	31.57	-4.11	27.46	54.00	-26.54	AVG
3	1902.5000	41.13	-3.35	37.78	74.00	-36.22	Peak
4	1902.5000	29.50	-3.35	26.15	54.00	-27.85	AVG
5	3000.0000	36.54	2.97	39.51	74.00	-34.49	Peak
6	3000.0000	24.49	2.97	27.46	54.00	-26.54	AVG
7	3610.0000	37.76	3.85	41.61	74.00	-32.39	Peak
8 *	3610.0000	27.30	3.85	31.15	54.00	-22.85	AVG
9	4642.5000	35.17	5.42	40.59	74.00	-33.41	Peak
10	4642.5000	24.22	5.42	29.64	54.00	-24.36	AVG
11	5805.0000	33.70	7.41	41.11	74.00	-32.89	Peak
12	5805.0000	22.73	7.41	30.14	54.00	-23.86	AVG

EUT	Smart Phone	Model Name	VTR-L29A
Temperature	25°C	Relative Humidity	45%
Test Voltage	AC 120V/60Hz	Polarization	Horizontal
Test Mode	Adapter+Idle+BT+5G WIFI+GPS+Camera on+Earphone		
Note	Adapter:Phitek(US)+USB		
	Cable:HONGLIN+Battery:DESAY+Earphone:Lianchuang		
Test Engineer	Kevin Li		

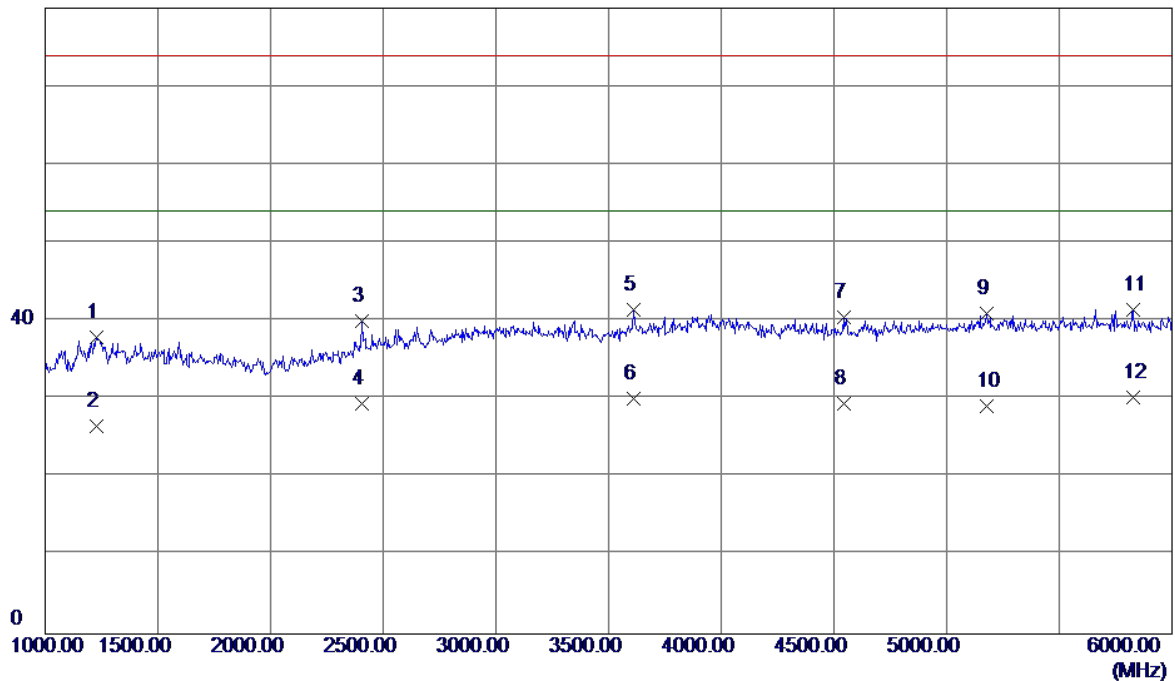
80 dBuV/m



No.	Freq. MHz	Reading Level dBuV/m	Correct Factor dB	Measure ment dBuV/m	Limit dBuV/m	Margin dB	Detector
1	1235.0000	41.62	-4.07	37.55	74.00	-36.45	Peak
2	1235.0000	30.30	-4.07	26.23	54.00	-27.77	AVG
3	2747.5000	37.30	1.60	38.90	74.00	-35.10	Peak
4	2747.5000	25.95	1.60	27.55	54.00	-26.45	AVG
5	3515.0000	36.51	3.49	40.00	74.00	-34.00	Peak
6	3515.0000	25.96	3.49	29.45	54.00	-24.55	AVG
7	3895.0000	35.59	4.94	40.53	74.00	-33.47	Peak
8	3895.0000	24.51	4.94	29.45	54.00	-24.55	AVG
9	4977.5000	34.42	6.24	40.66	74.00	-33.34	Peak
10	4977.5000	23.23	6.24	29.47	54.00	-24.53	AVG
11	5472.5000	33.69	7.36	41.05	74.00	-32.95	Peak
12 *	5472.5000	22.76	7.36	30.12	54.00	-23.88	AVG

EUT	Smart Phone	Model Name	VTR-L29A
Temperature	25°C	Relative Humidity	45%
Test Voltage	AC 120V/60Hz	Polarization	Vertical
Test Mode	Adapter+Idle+BT+5G WIFI+GPS+Camera on+Earphone		
Note	Adapter:Salcomp(US)+USB		
	Cable:HONGLIN+Battery:DESAY+Earphone:Lianchuang		
Test Engineer	Kevin Li		

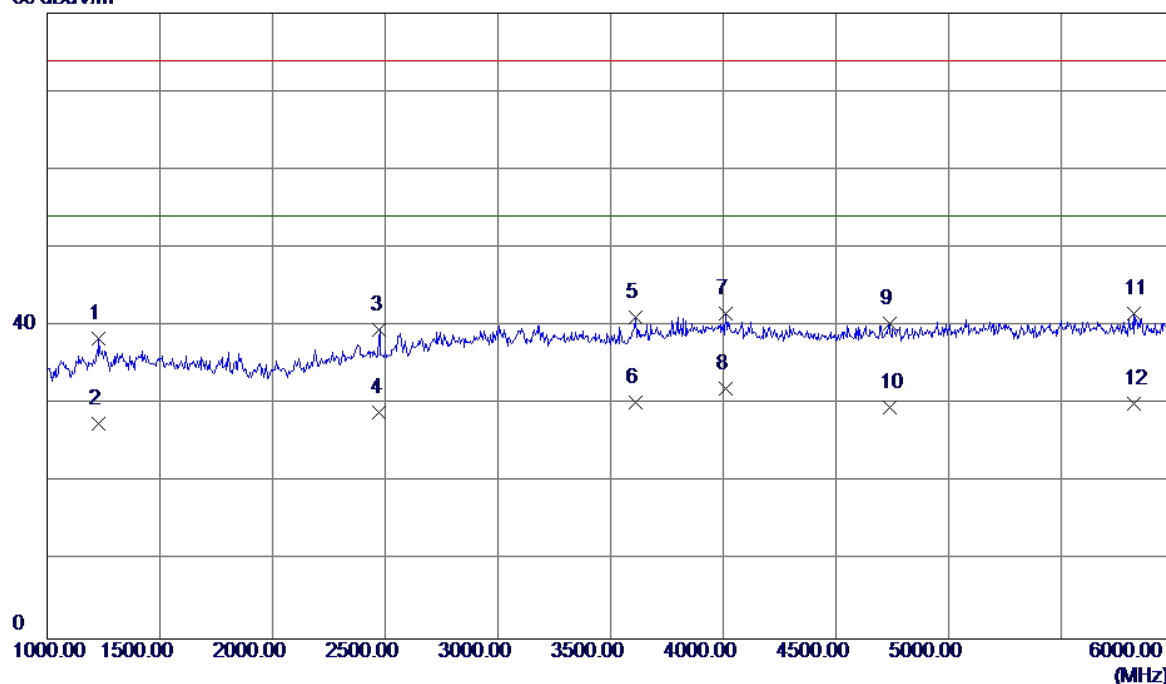
80 dBuV/m



No.	Freq. MHz	Reading Level dBuV/m	Correct Factor dB	Measure ment dBuV/m	Limit dBuV/m	Margin dB	Detector
1	1230.0000	41.95	-4.09	37.86	74.00	-36.14	Peak
2	1230.0000	30.64	-4.09	26.55	54.00	-27.45	AVG
3	2405.0000	40.46	-0.43	40.03	74.00	-33.97	Peak
4	2405.0000	29.88	-0.43	29.45	54.00	-24.55	AVG
5	3610.0000	37.62	3.85	41.47	74.00	-32.53	Peak
6	3610.0000	26.27	3.85	30.12	54.00	-23.88	AVG
7	4542.5000	35.28	5.18	40.46	74.00	-33.54	Peak
8	4542.5000	24.29	5.18	29.47	54.00	-24.53	AVG
9	5177.5000	34.26	6.69	40.95	74.00	-33.05	Peak
10	5177.5000	22.46	6.69	29.15	54.00	-24.85	AVG
11	5830.0000	34.06	7.41	41.47	74.00	-32.53	Peak
12 *	5830.0000	22.87	7.41	30.28	54.00	-23.72	AVG

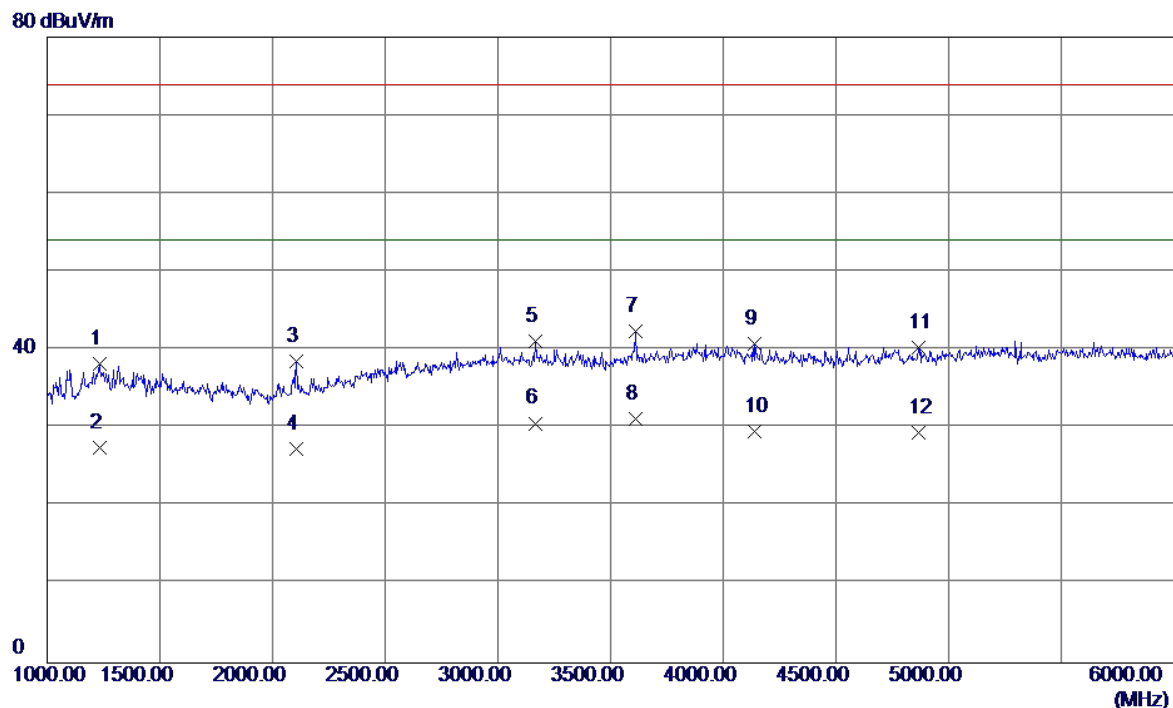
EUT	Smart Phone	Model Name	VTR-L29A
Temperature	25°C	Relative Humidity	45%
Test Voltage	AC 120V/60Hz	Polarization	Horizontal
Test Mode	Adapter+Idle+BT+5G WIFI+GPS+Camera on+Earphone		
Note	Adapter:Salcomp(US)+USB		
	Cable:HONGLIN+Battery:DESAY+Earphone:Lianchuang		
Test Engineer	Kevin Li		

80 dBuV/m



No.	Freq. MHz	Reading Level dBuV/m	Correct Factor dB	Measure ment dBuV/m	Limit dBuV/m	Margin dB	Detector
1	1230.0000	42.44	-4.09	38.35	74.00	-35.65	Peak
2	1230.0000	31.54	-4.09	27.45	54.00	-26.55	AVG
3	2475.0000	39.48	0.08	39.56	74.00	-34.44	Peak
4	2475.0000	28.83	0.08	28.91	54.00	-25.09	AVG
5	3610.0000	37.31	3.85	41.16	74.00	-32.84	Peak
6	3610.0000	26.40	3.85	30.25	54.00	-23.75	AVG
7	4010.0000	36.25	5.33	41.58	74.00	-32.42	Peak
8 *	4010.0000	26.62	5.33	31.95	54.00	-22.05	AVG
9	4737.5000	34.61	5.65	40.26	74.00	-33.74	Peak
10	4737.5000	23.99	5.65	29.64	54.00	-24.36	AVG
11	5822.5000	34.19	7.41	41.60	74.00	-32.40	Peak
12	5822.5000	22.74	7.41	30.15	54.00	-23.85	AVG

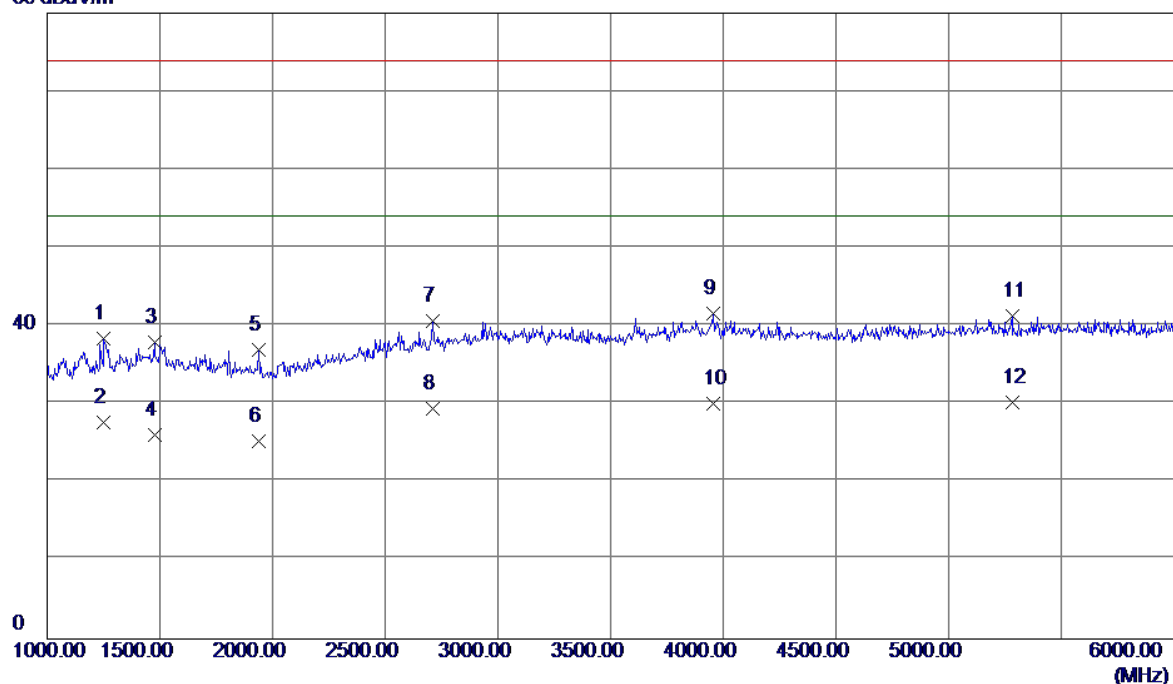
EUT	Smart Phone	Model Name	VTR-L29A
Temperature	25°C	Relative Humidity	45%
Test Voltage	AC 120V/60Hz	Polarization	Vertical
Test Mode	Adapter+Idle+BT+5G WIFI+GPS+Camera on+Earphone		
Note	Adapter:Huntkey(US)+USB		
	Cable:HONGLIN+Battery:DESAY+Earphone:Lianchuang		
Test Engineer	Kevin Li		



No.	Freq. MHz	Reading Level dBuV/m	Correct Factor dB	Measure ment dBuV/m	Limit dBuV/m	Margin dB	Detector
1	1232.5000	42.39	-4.08	38.31	74.00	-35.69	Peak
2	1232.5000	31.64	-4.08	27.56	54.00	-26.44	AVG
3	2105.0000	41.21	-2.62	38.59	74.00	-35.41	Peak
4	2105.0000	29.98	-2.62	27.36	54.00	-26.64	AVG
5	3167.5000	37.93	3.12	41.05	74.00	-32.95	Peak
6	3167.5000	27.52	3.12	30.64	54.00	-23.36	AVG
7	3610.0000	38.55	3.85	42.40	74.00	-31.60	Peak
8 *	3610.0000	27.40	3.85	31.25	54.00	-22.75	AVG
9	4137.5000	35.53	5.27	40.80	74.00	-33.20	Peak
10	4137.5000	24.37	5.27	29.64	54.00	-24.36	AVG
11	4865.0000	34.43	5.96	40.39	74.00	-33.61	Peak
12	4865.0000	23.52	5.96	29.48	54.00	-24.52	AVG

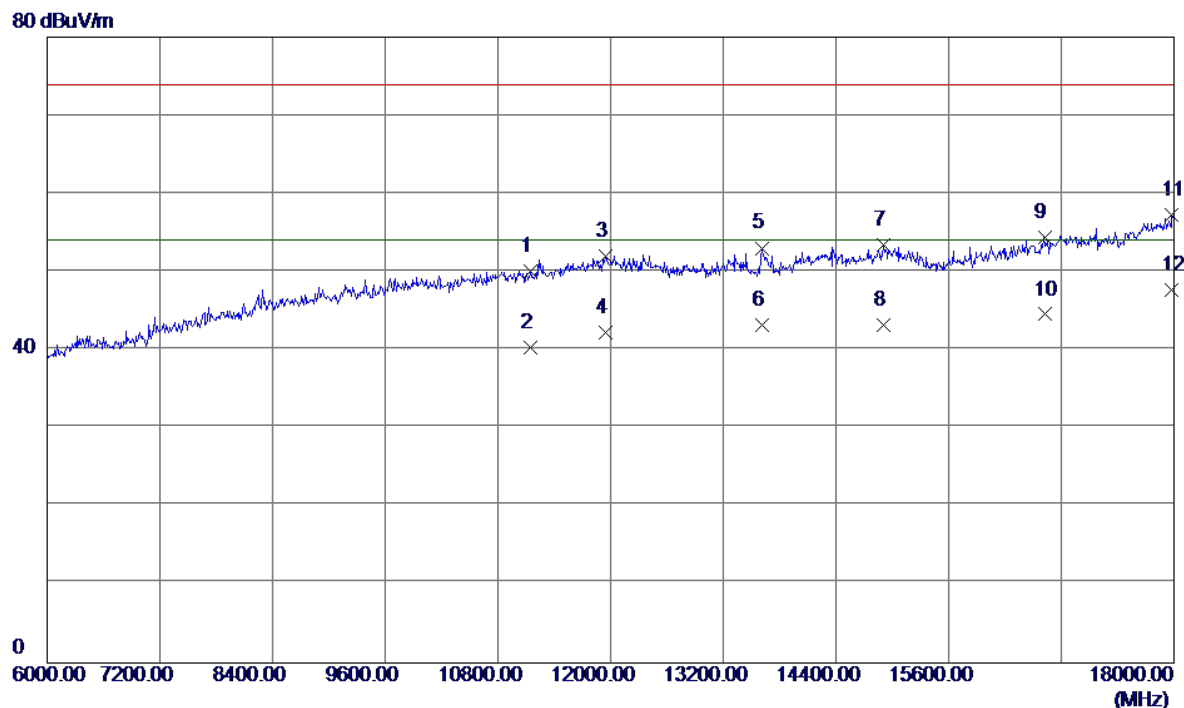
EUT	Smart Phone	Model Name	VTR-L29A
Temperature	25°C	Relative Humidity	45%
Test Voltage	AC 120V/60Hz	Polarization	Horizontal
Test Mode	Adapter+Idle+BT+5G WIFI+GPS+Camera on+Earphone		
Note	Adapter:Huntkey(US)+USB		
	Cable:HONGLIN+Battery:DESAY+Earphone:Lianchuang		
Test Engineer	Kevin Li		

80 dBuV/m



No.	Freq. MHz	Reading Level dBuV/m	Correct Factor dB	Measure ment dBuV/m	Limit dBuV/m	Margin dB	Detector
1	1252.5000	42.48	-4.02	38.46	74.00	-35.54	Peak
2	1252.5000	31.66	-4.02	27.64	54.00	-26.36	AVG
3	1477.5000	41.17	-3.27	37.90	74.00	-36.10	Peak
4	1477.5000	29.42	-3.27	26.15	54.00	-27.85	AVG
5	1937.5000	40.31	-3.37	36.94	74.00	-37.06	Peak
6	1937.5000	28.72	-3.37	25.35	54.00	-28.65	AVG
7	2712.5000	39.18	1.41	40.59	74.00	-33.41	Peak
8	2712.5000	28.07	1.41	29.48	54.00	-24.52	AVG
9	3957.5000	36.46	5.18	41.64	74.00	-32.36	Peak
10	3957.5000	24.97	5.18	30.15	54.00	-23.85	AVG
11	5282.5000	34.39	6.93	41.32	74.00	-32.68	Peak
12 *	5282.5000	23.35	6.93	30.28	54.00	-23.72	AVG

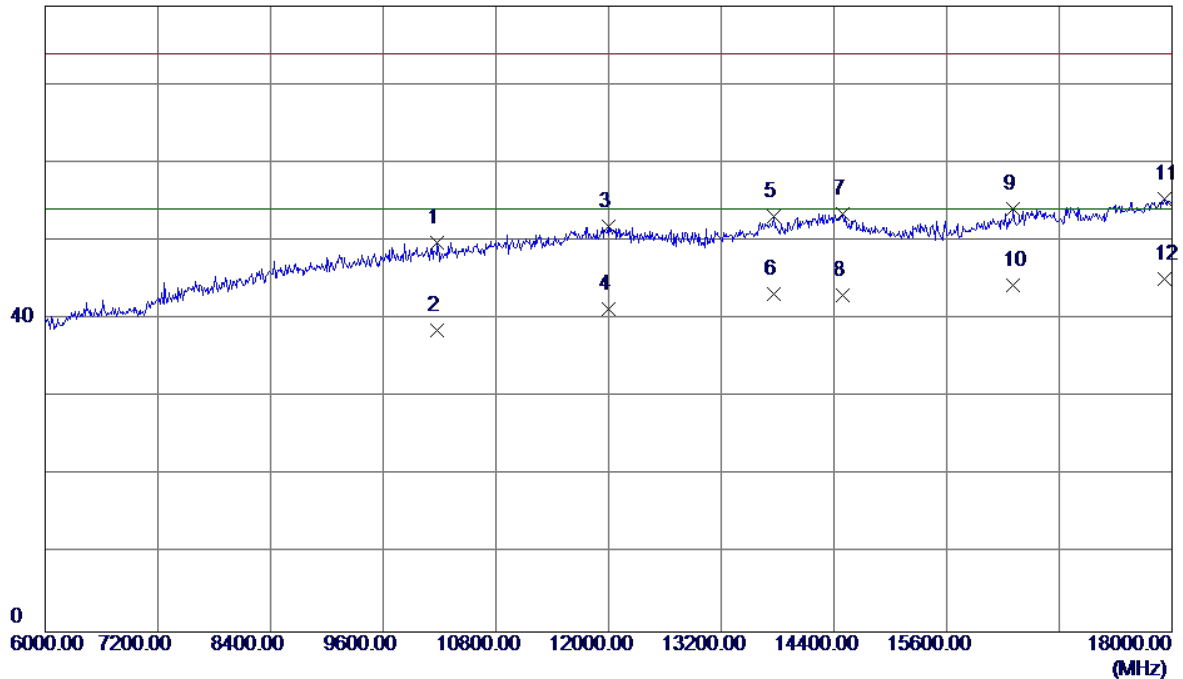
EUT	Smart Phone	Model Name	VTR-L29A
Temperature	25°C	Relative Humidity	45%
Test Voltage	AC 120V/60Hz	Polarization	Vertical
Test Mode	Adapter+Idle+BT+5G WIFI+GPS+Camera on+Earphone		
Note	Adapter:Salcomp(US)+USB		
	Cable:HONGLIN+Battery:DESAY+Earphone:Lianchuang		
Test Engineer	Kevin Li		



No.	Freq. MHz	Reading Level dBuV/m	Correct Factor dB	Measure ment dBuV/m	Limit dBuV/m	Margin dB	Detector
1	11148.0000	30.12	19.96	50.08	74.00	-23.92	Peak
2	11148.0000	20.30	19.96	40.26	54.00	-13.74	AVG
3	11946.0000	30.29	21.77	52.06	74.00	-21.94	Peak
4	11946.0000	20.49	21.77	42.26	54.00	-11.74	AVG
5	13614.0000	29.23	23.81	53.04	74.00	-20.96	Peak
6	13614.0000	19.32	23.81	43.13	54.00	-10.87	AVG
7	14910.0000	28.78	24.62	53.40	74.00	-20.60	Peak
8	14910.0000	18.64	24.62	43.26	54.00	-10.74	AVG
9	16620.0000	30.69	23.72	54.41	74.00	-19.59	Peak
10	16620.0000	20.84	23.72	44.56	54.00	-9.44	AVG
11	17976.0000	24.42	32.85	57.27	74.00	-16.73	Peak
12 *	17976.0000	14.80	32.85	47.65	54.00	-6.35	AVG

EUT	Smart Phone	Model Name	VTR-L29A
Temperature	25°C	Relative Humidity	45%
Test Voltage	AC 120V/60Hz	Polarization	Horizontal
Test Mode	Adapter+Idle+BT+5G WIFI+GPS+Camera on+Earphone		
Note	Adapter:Salcomp(US)+USB		
	Cable:HONGLIN+Battery:DESAY+Earphone:Lianchuang		
Test Engineer	Kevin Li		

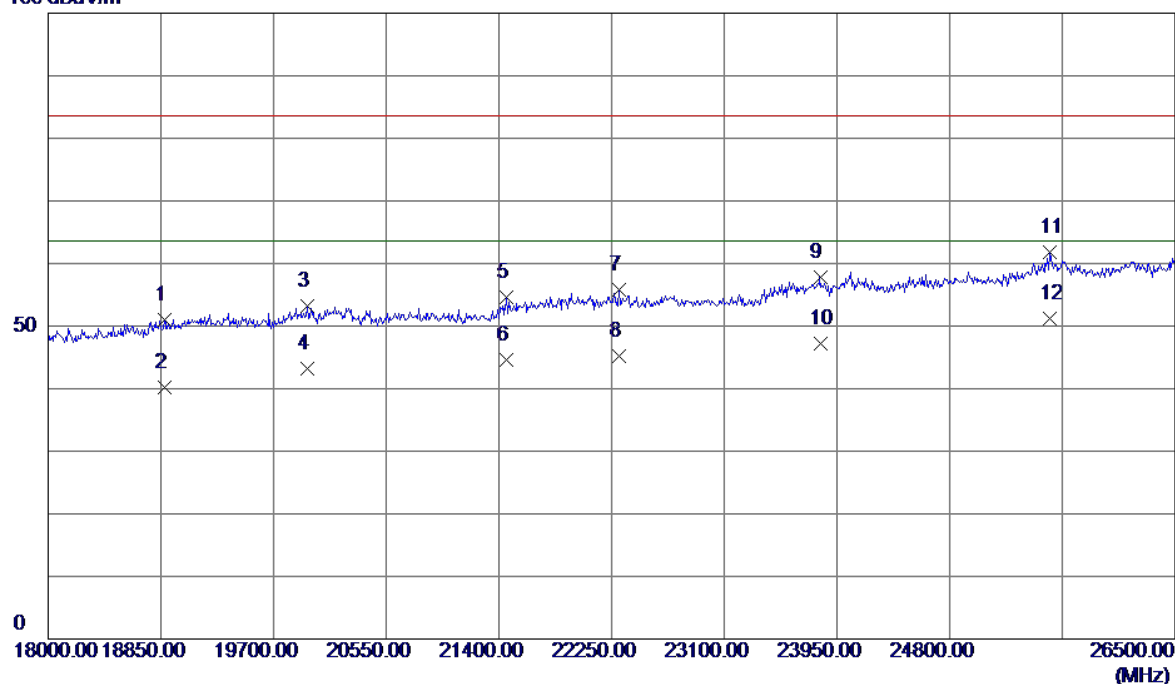
80 dBuV/m



No.	Freq. MHz	Reading Level dBuV/m	Correct Factor dB	Measure ment dBuV/m	Limit dBuV/m	Margin dB	Detector
1	10176.0000	31.59	18.13	49.72	74.00	-24.28	Peak
2	10176.0000	20.43	18.13	38.56	54.00	-15.44	AVG
3	11994.0000	29.99	21.89	51.88	74.00	-22.12	Peak
4	11994.0000	19.37	21.89	41.26	54.00	-12.74	AVG
5	13764.0000	28.54	24.57	53.11	74.00	-20.89	Peak
6	13764.0000	18.58	24.57	43.15	54.00	-10.85	AVG
7	14490.0000	26.76	26.67	53.43	74.00	-20.57	Peak
8	14490.0000	16.38	26.67	43.05	54.00	-10.95	AVG
9	16308.0000	31.31	22.76	54.07	74.00	-19.93	Peak
10	16308.0000	21.50	22.76	44.26	54.00	-9.74	AVG
11	17916.0000	23.05	32.32	55.37	74.00	-18.63	Peak
12 *	17916.0000	12.81	32.32	45.13	54.00	-8.87	AVG

EUT	Smart Phone	Model Name	VTR-L29A
Temperature	25°C	Relative Humidity	45%
Test Voltage	AC 120V/60Hz	Polarization	Vertical
Test Mode	Adapter+Idle+BT+5G WIFI+GPS+Camera on+Earphone		
Note	Adapter:Salcomp(US)+USB		
	Cable:HONGLIN+Battery:DESAY+Earphone:Lianchuang		
Test Engineer	Sundiy		

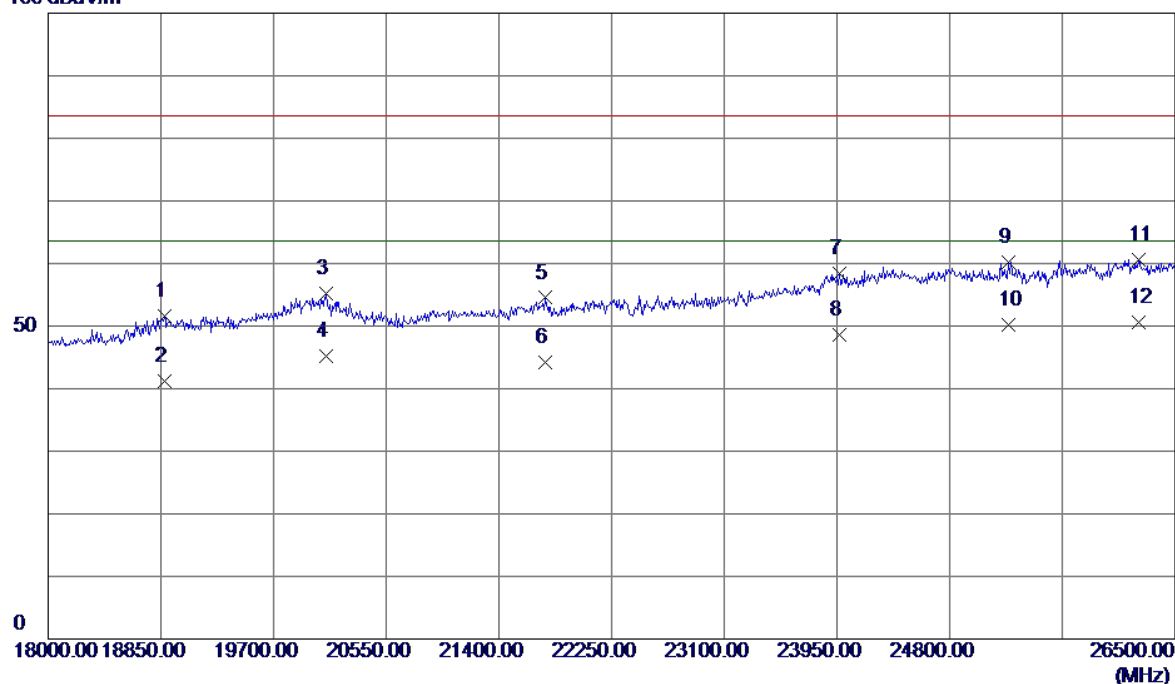
100 dBuV/m



No.	Freq. MHz	Reading Level dBuV/m	Correct Factor dB	Measure ment dBuV/m	Limit dBuV/m	Margin dB	Detector
1	18875.5000	31.17	19.81	50.98	83.50	-32.52	Peak
2	18875.5000	20.45	19.81	40.26	63.50	-23.24	AVG
3	19955.0000	33.62	19.60	53.22	83.50	-30.28	Peak
4	19955.0000	23.66	19.60	43.26	63.50	-20.24	AVG
5	21459.5000	33.27	21.35	54.62	83.50	-28.88	Peak
6	21459.5000	23.18	21.35	44.53	63.50	-18.97	AVG
7	22309.5000	33.64	22.07	55.71	83.50	-27.79	Peak
8	22309.5000	23.08	22.07	45.15	63.50	-18.35	AVG
9	23822.5000	33.39	24.41	57.80	83.50	-25.70	Peak
10	23822.5000	22.88	24.41	47.29	63.50	-16.21	AVG
11	25556.5000	35.02	26.83	61.85	83.50	-21.65	Peak
12 *	25556.5000	24.43	26.83	51.26	63.50	-12.24	AVG

EUT	Smart Phone	Model Name	VTR-L29A
Temperature	25°C	Relative Humidity	45%
Test Voltage	AC 120V/60Hz	Polarization	Horizontal
Test Mode	Adapter+Idle+BT+5G WIFI+GPS+Camera on+Earphone		
Note	Adapter:Salcomp(US)+USB		
	Cable:HONGLIN+Battery:DESAY+Earphone:Lianchuang		
Test Engineer	Sundiy		

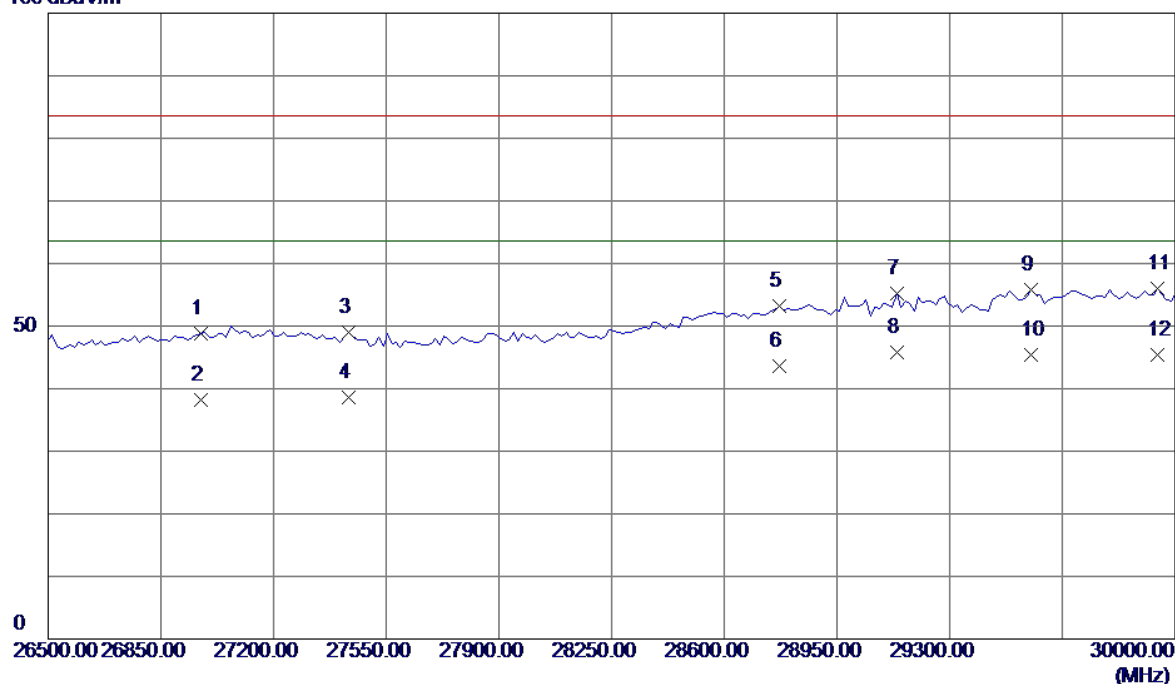
100 dBuV/m



No.	Freq. MHz	Reading Level dBuV/m	Correct Factor dB	Measure ment dBuV/m	Limit dBuV/m	Margin dB	Detector
1	18875.5000	31.87	19.81	51.68	83.50	-31.82	Peak
2	18875.5000	21.45	19.81	41.26	63.50	-22.24	AVG
3	20099.5000	35.60	19.60	55.20	83.50	-28.30	Peak
4	20099.5000	25.66	19.60	45.26	63.50	-18.24	AVG
5	21748.5000	32.97	21.53	54.50	83.50	-29.00	Peak
6	21748.5000	22.73	21.53	44.26	63.50	-19.24	AVG
7	23967.0000	33.92	24.49	58.41	83.50	-25.09	Peak
8	23967.0000	24.16	24.49	48.65	63.50	-14.85	AVG
9	25242.0000	33.84	26.38	60.22	83.50	-23.28	Peak
10	25242.0000	23.88	26.38	50.26	63.50	-13.24	AVG
11	26228.0000	33.34	27.20	60.54	83.50	-22.96	Peak
12 *	26228.0000	23.43	27.20	50.63	63.50	-12.87	AVG

EUT	Smart Phone	Model Name	VTR-L29A
Temperature	25°C	Relative Humidity	45%
Test Voltage	AC 120V/60Hz	Polarization	Vertical
Test Mode	Adapter+Idle+BT+5G WIFI+GPS+Camera on+Earphone		
Note	Adapter:Salcomp(US)+USB		
	Cable:HONGLIN+Battery:DESAY+Earphone:Lianchuang		
Test Engineer	Sundiy		

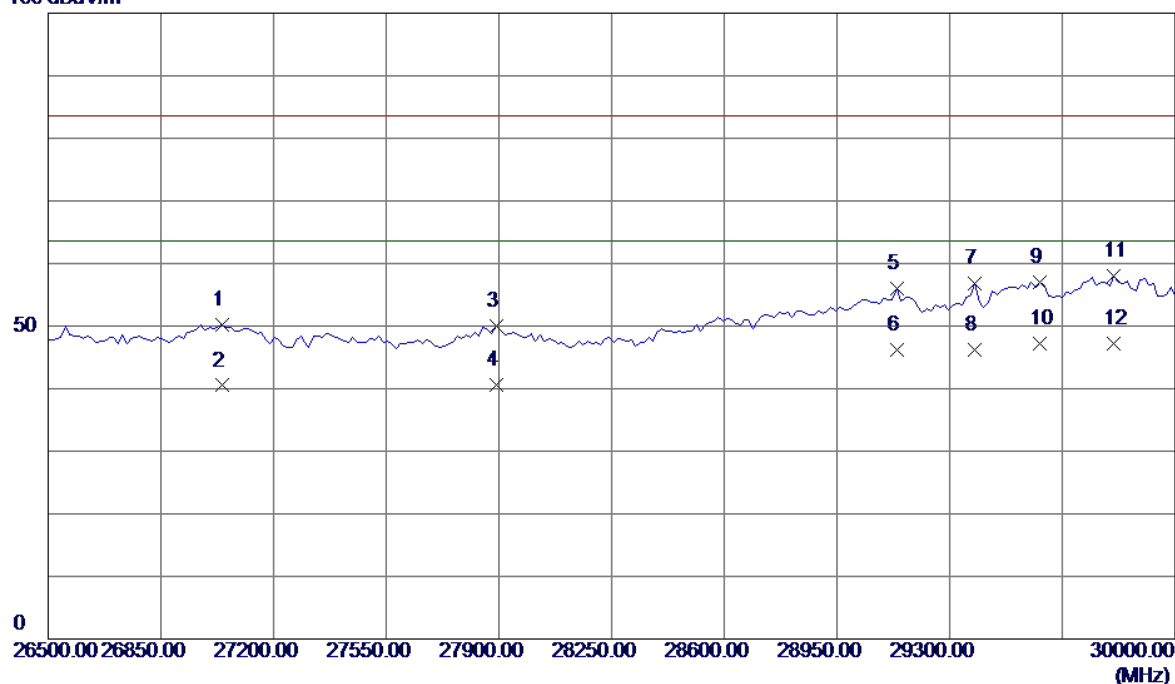
100 dBuV/m



No.	Freq. MHz	Reading Level dBuV/m	Correct Factor dB	Measure ment dBuV/m	Limit dBuV/m	Margin dB	Detector
1	26972.9730	44.77	4.11	48.88	83.50	-34.62	Peak
2	26972.9730	34.14	4.11	38.25	63.50	-25.25	AVG
3	27432.4320	46.23	2.82	49.05	83.50	-34.45	Peak
4	27432.4320	35.80	2.82	38.62	63.50	-24.88	AVG
5	28770.2700	48.00	5.26	53.26	83.50	-30.24	Peak
6	28770.2700	38.32	5.26	43.58	63.50	-19.92	AVG
7	29135.1350	49.46	5.66	55.12	83.50	-28.38	Peak
8 *	29135.1350	40.16	5.66	45.82	63.50	-17.68	AVG
9	29554.0540	49.69	6.14	55.83	83.50	-27.67	Peak
10	29554.0540	39.33	6.14	45.47	63.50	-18.03	AVG
11	29945.9460	48.54	7.41	55.95	83.50	-27.55	Peak
12	29945.9460	38.07	7.41	45.48	63.50	-18.02	AVG

EUT	Smart Phone	Model Name	VTR-L29A
Temperature	25°C	Relative Humidity	45%
Test Voltage	AC 120V/60Hz	Polarization	Horizontal
Test Mode	Adapter+Idle+BT+5G WIFI+GPS+Camera on+Earphone		
Note	Adapter:Salcomp(US)+USB		
	Cable:HONGLIN+Battery:DESAY+Earphone:Lianchuang		
Test Engineer	Sundiy		

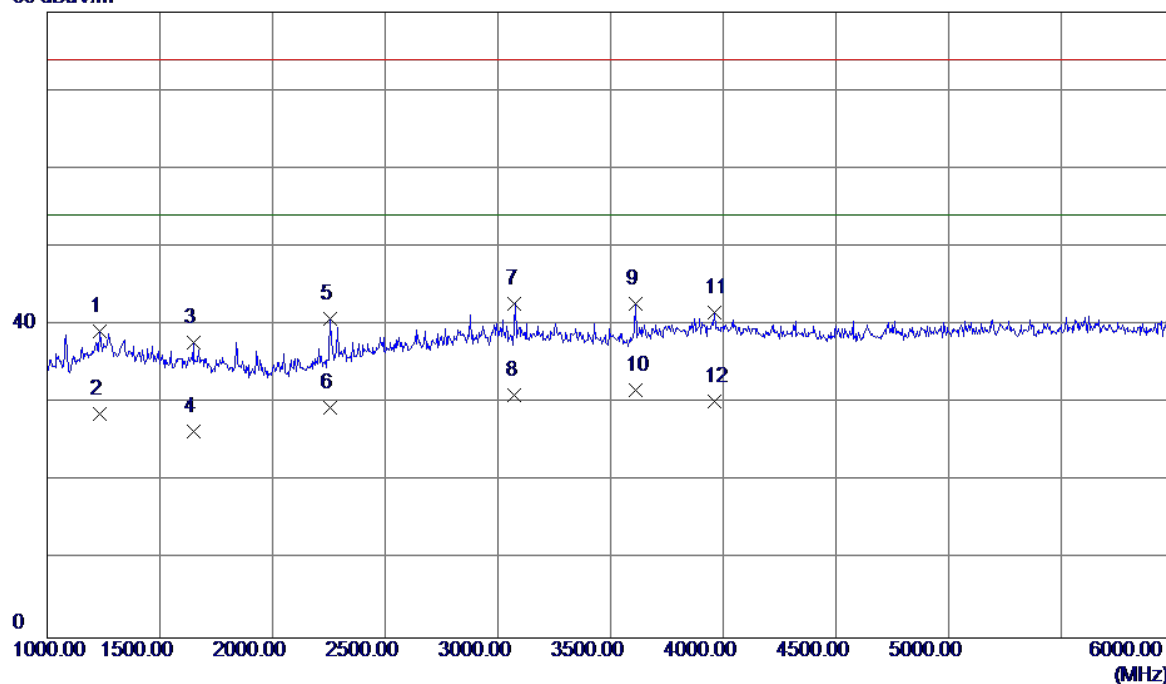
100 dBuV/m



No.	Freq. MHz	Reading Level dBuV/m	Correct Factor dB	Measure ment dBuV/m	Limit dBuV/m	Margin dB	Detector
1	27040.5400	46.20	4.01	50.21	83.50	-33.29	Peak
2	27040.5400	36.49	4.01	40.50	63.50	-23.00	AVG
3	27891.8920	45.99	4.02	50.01	83.50	-33.49	Peak
4	27891.8920	36.60	4.02	40.62	63.50	-22.88	AVG
5	29135.1350	50.41	5.66	56.07	83.50	-27.43	Peak
6	29135.1350	40.59	5.66	46.25	63.50	-17.25	AVG
7	29378.3780	50.99	5.86	56.85	83.50	-26.65	Peak
8	29378.3780	40.42	5.86	46.28	63.50	-17.22	AVG
9	29581.0810	50.79	6.22	57.01	83.50	-26.49	Peak
10 *	29581.0810	41.03	6.22	47.25	63.50	-16.25	AVG
11	29810.8110	50.96	6.97	57.93	83.50	-25.57	Peak
12	29810.8110	40.14	6.97	47.11	63.50	-16.39	AVG

EUT	Smart Phone	Model Name	VTR-L29A
Temperature	25°C	Relative Humidity	45%
Test Voltage	AC 120V/60Hz	Polarization	Vertical
Test Mode	Adapter+Idle+Playing+Speaker		
Note	Adapter:Salcomp(US)+USB Cable:HONGLIN+Battery:DESAY		
Test Engineer	Kevin Li		

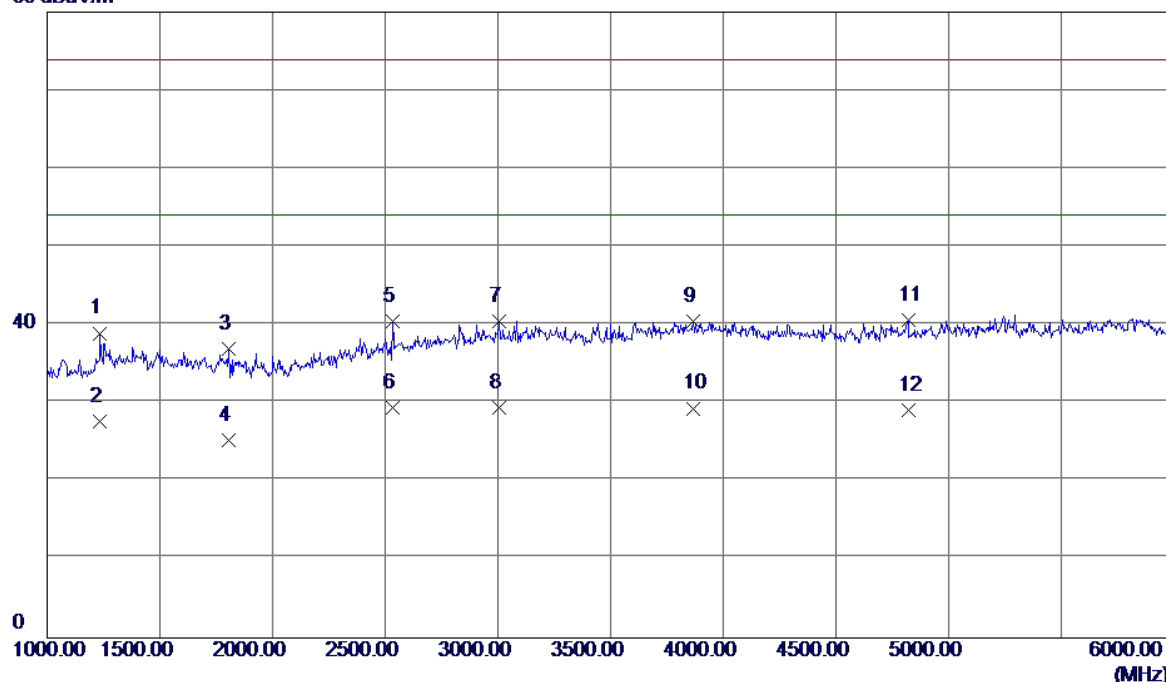
80 dBuV/m



No.	Freq. MHz	Reading Level dBuV/m	Correct Factor dB	Measure ment dBuV/m	Limit dBuV/m	Margin dB	Detector
1	1235.0000	43.27	-4.07	39.20	74.00	-34.80	Peak
2	1235.0000	32.72	-4.07	28.65	54.00	-25.35	AVG
3	1647.5000	41.03	-3.26	37.77	74.00	-36.23	Peak
4	1647.5000	29.71	-3.26	26.45	54.00	-27.55	AVG
5	2255.0000	42.30	-1.53	40.77	74.00	-33.23	Peak
6	2255.0000	31.00	-1.53	29.47	54.00	-24.53	AVG
7	3075.0000	39.75	3.04	42.79	74.00	-31.21	Peak
8	3075.0000	28.01	3.04	31.05	54.00	-22.95	AVG
9	3610.0000	38.80	3.85	42.65	74.00	-31.35	Peak
10 *	3610.0000	27.76	3.85	31.61	54.00	-22.39	AVG
11	3960.0000	36.38	5.19	41.57	74.00	-32.43	Peak
12	3960.0000	25.06	5.19	30.25	54.00	-23.75	AVG

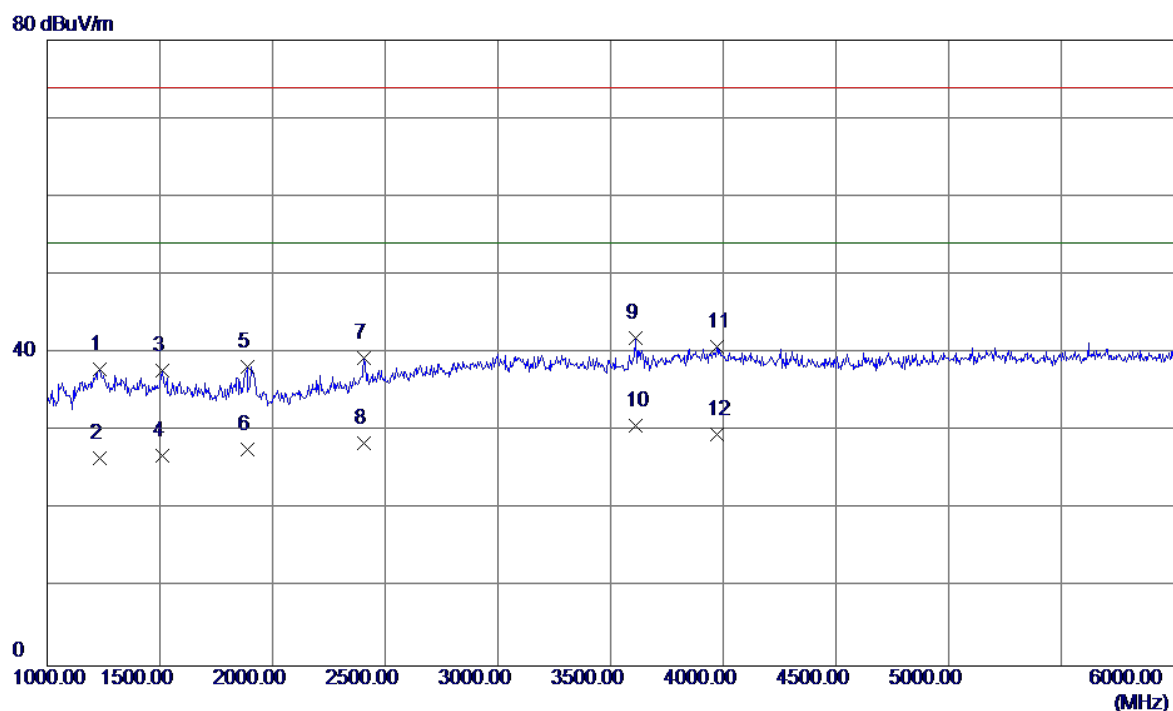
EUT	Smart Phone	Model Name	VTR-L29A
Temperature	25°C	Relative Humidity	45%
Test Voltage	AC 120V/60Hz	Polarization	Horizontal
Test Mode	Adapter+Idle+Playing+Speaker		
Note	Adapter:Salcomp(US)+USB Cable:HONGLIN+Battery:DESAY		
Test Engineer	Kevin Li		

80 dBuV/m



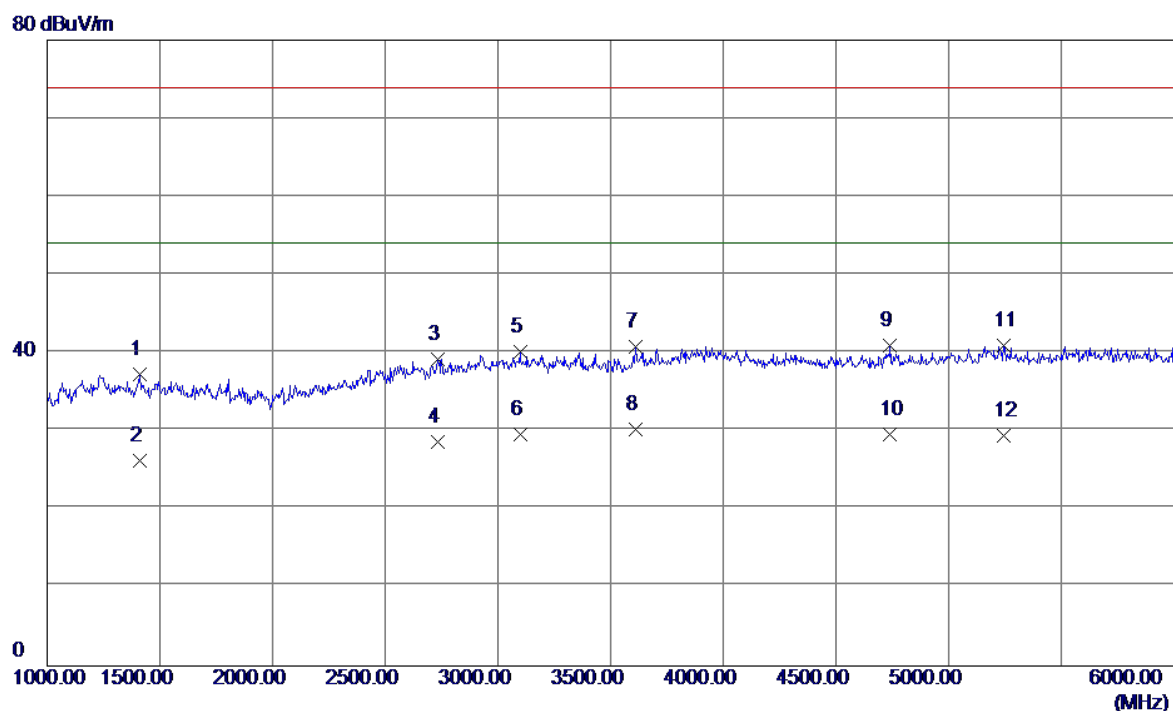
No.	Freq. MHz	Reading Level dBuV/m	Correct Factor dB	Measure ment dBuV/m	Limit dBuV/m	Margin dB	Detector
1	1235.0000	43.03	-4.07	38.96	74.00	-35.04	Peak
2	1235.0000	31.72	-4.07	27.65	54.00	-26.35	AVG
3	1805.0000	40.21	-3.32	36.89	74.00	-37.11	Peak
4	1805.0000	28.64	-3.32	25.32	54.00	-28.68	AVG
5	2532.5000	40.02	0.44	40.46	74.00	-33.54	Peak
6 *	2532.5000	29.04	0.44	29.48	54.00	-24.52	AVG
7	3005.0000	37.52	2.97	40.49	74.00	-33.51	Peak
8	3005.0000	26.50	2.97	29.47	54.00	-24.53	AVG
9	3865.0000	35.63	4.82	40.45	74.00	-33.55	Peak
10	3865.0000	24.54	4.82	29.36	54.00	-24.64	AVG
11	4822.5000	34.77	5.86	40.63	74.00	-33.37	Peak
12	4822.5000	23.29	5.86	29.15	54.00	-24.85	AVG

EUT	Smart Phone	Model Name	VTR-L29A
Temperature	25°C	Relative Humidity	45%
Test Voltage	AC 120V/60Hz	Polarization	Vertical
Test Mode	Adapter+Traffic (GSM)+ Earphone		
Note	Adapter:Salcomp(US)+USB		
	Cable:HONGLIN+Battery:DESAY+Earphone:Lianchuang		
Test Engineer	Kevin Li		



No.	Freq. MHz	Reading Level dBuV/m	Correct Factor dB	Measure ment dBuV/m	Limit dBuV/m	Margin dB	Detector
1	1232.5000	41.93	-4.08	37.85	74.00	-36.15	Peak
2	1232.5000	30.64	-4.08	26.56	54.00	-27.44	AVG
3	1512.5000	41.02	-3.20	37.82	74.00	-36.18	Peak
4	1512.5000	30.14	-3.20	26.94	54.00	-27.06	AVG
5	1887.5000	41.66	-3.35	38.31	74.00	-35.69	Peak
6	1887.5000	31.00	-3.35	27.65	54.00	-26.35	AVG
7	2405.0000	39.86	-0.43	39.43	74.00	-34.57	Peak
8	2405.0000	28.90	-0.43	28.47	54.00	-25.53	AVG
9	3610.0000	38.08	3.85	41.93	74.00	-32.07	Peak
10 *	3610.0000	26.81	3.85	30.66	54.00	-23.34	AVG
11	3970.0000	35.53	5.23	40.76	74.00	-33.24	Peak
12	3970.0000	24.42	5.23	29.65	54.00	-24.35	AVG

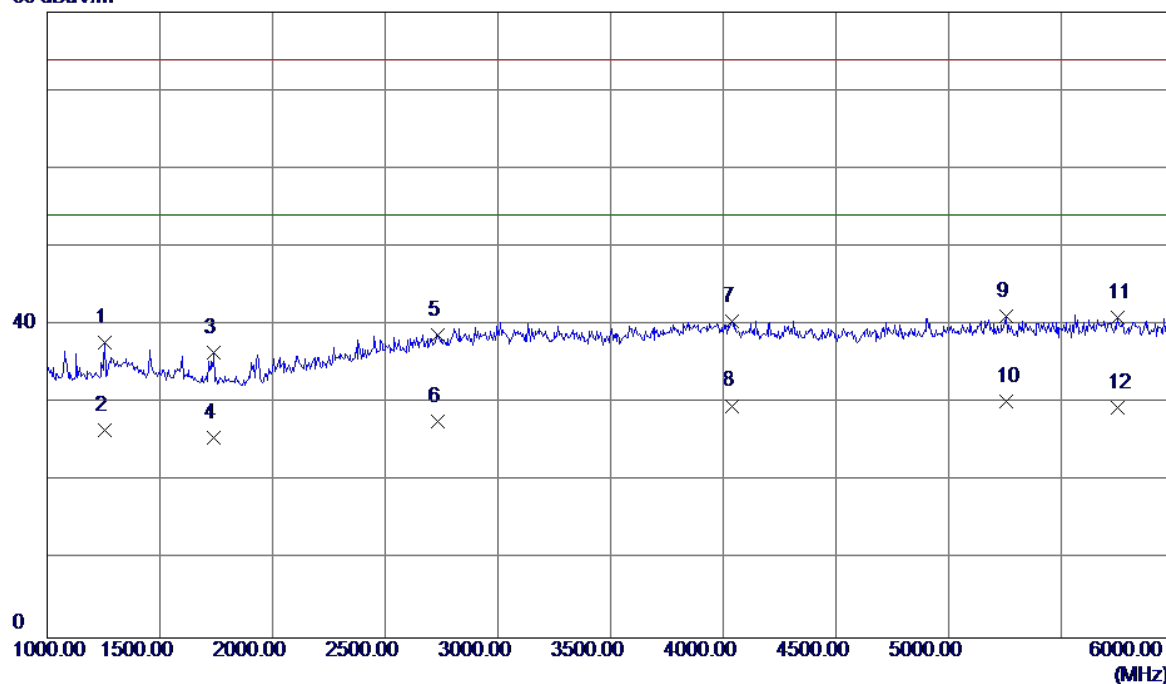
EUT	Smart Phone	Model Name	VTR-L29A
Temperature	25°C	Relative Humidity	45%
Test Voltage	AC 120V/60Hz	Polarization	Horizontal
Test Mode	Adapter+Traffic (GSM)+ Earphone		
Note	Adapter:Salcomp(US)+USB		
	Cable:HONGLIN+Battery:DESAY+Earphone:Lianchuang		
Test Engineer	Kevin Li		



No.	Freq. MHz	Reading Level dBuV/m	Correct Factor dB	Measure ment dBuV/m	Limit dBuV/m	Margin dB	Detector
1	1410.0000	40.76	-3.50	37.26	74.00	-36.74	Peak
2	1410.0000	29.73	-3.50	26.23	54.00	-27.77	AVG
3	2732.5000	37.75	1.52	39.27	74.00	-34.73	Peak
4	2732.5000	27.12	1.52	28.64	54.00	-25.36	AVG
5	3097.5000	37.08	3.06	40.14	74.00	-33.86	Peak
6	3097.5000	26.59	3.06	29.65	54.00	-24.35	AVG
7	3610.0000	36.99	3.85	40.84	74.00	-33.16	Peak
8 *	3610.0000	26.37	3.85	30.22	54.00	-23.78	AVG
9	4740.0000	35.25	5.66	40.91	74.00	-33.09	Peak
10	4740.0000	23.98	5.66	29.64	54.00	-24.36	AVG
11	5245.0000	34.11	6.84	40.95	74.00	-33.05	Peak
12	5245.0000	22.63	6.84	29.47	54.00	-24.53	AVG

EUT	Smart Phone	Model Name	VTR-L29A
Temperature	25°C	Relative Humidity	45%
Test Voltage	AC 120V/60Hz	Polarization	Vertical
Test Mode	Adapter+Traffic (WCDMA)		
Note	Adapter:Salcomp(US)+USB Cable:HONGLIN+Battery:DESAY		
Test Engineer	Kevin Li		

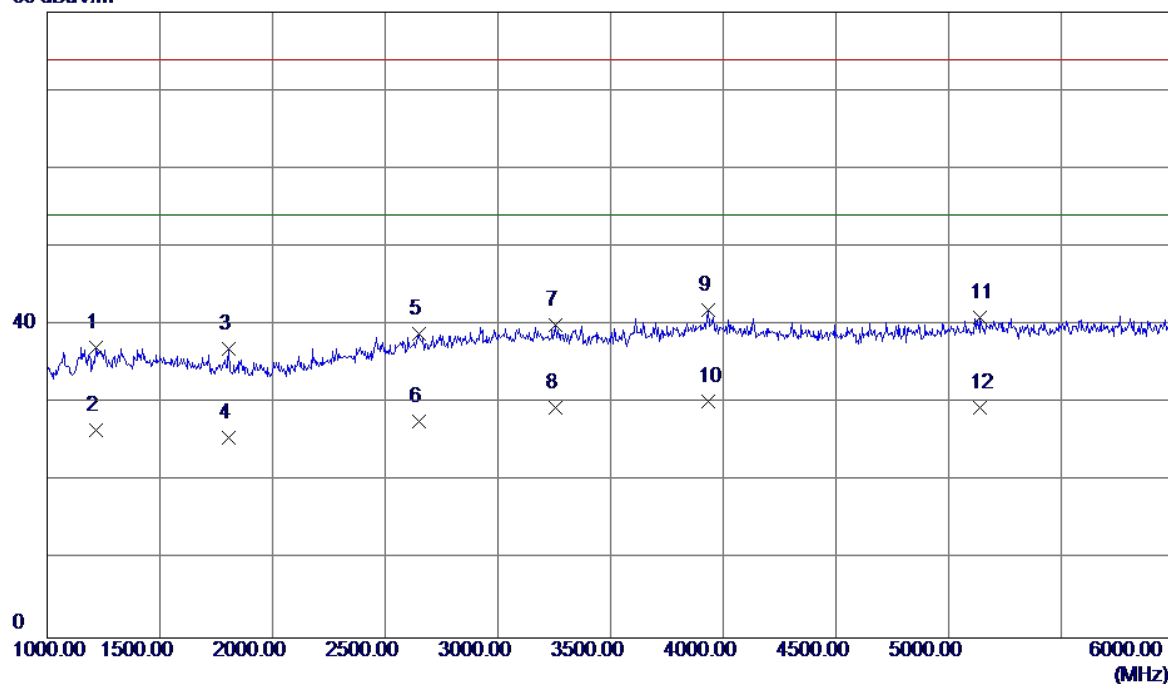
80 dBuV/m



No.	Freq. MHz	Reading Level dBuV/m	Correct Factor dB	Measure ment dBuV/m	Limit dBuV/m	Margin dB	Detector
1	1257.5000	41.74	-4.00	37.74	74.00	-36.26	Peak
2	1257.5000	30.55	-4.00	26.55	54.00	-27.45	AVG
3	1740.0000	39.70	-3.29	36.41	74.00	-37.59	Peak
4	1740.0000	28.96	-3.29	25.67	54.00	-28.33	AVG
5	2735.0000	37.23	1.53	38.76	74.00	-35.24	Peak
6	2735.0000	26.08	1.53	27.61	54.00	-26.39	AVG
7	4040.0000	35.23	5.32	40.55	74.00	-33.45	Peak
8	4040.0000	24.36	5.32	29.68	54.00	-24.32	AVG
9	5255.0000	34.20	6.87	41.07	74.00	-32.93	Peak
10 *	5255.0000	23.38	6.87	30.25	54.00	-23.75	AVG
11	5752.5000	33.51	7.41	40.92	74.00	-33.08	Peak
12	5752.5000	22.07	7.41	29.48	54.00	-24.52	AVG

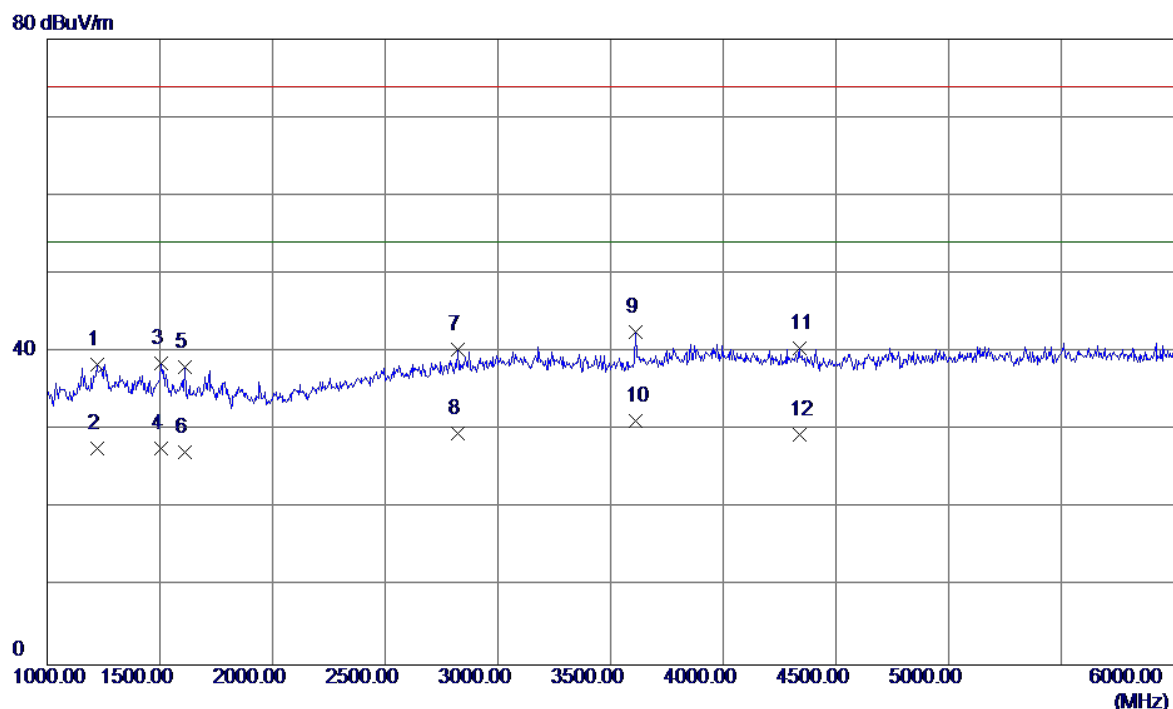
EUT	Smart Phone	Model Name	VTR-L29A
Temperature	25°C	Relative Humidity	45%
Test Voltage	AC 120V/60Hz	Polarization	Horizontal
Test Mode	Adapter+Traffic (WCDMA)		
Note	Adapter:Salcomp(US)+USB Cable:HONGLIN+Battery:DESAY		
Test Engineer	Kevin Li		

80 dBuV/m



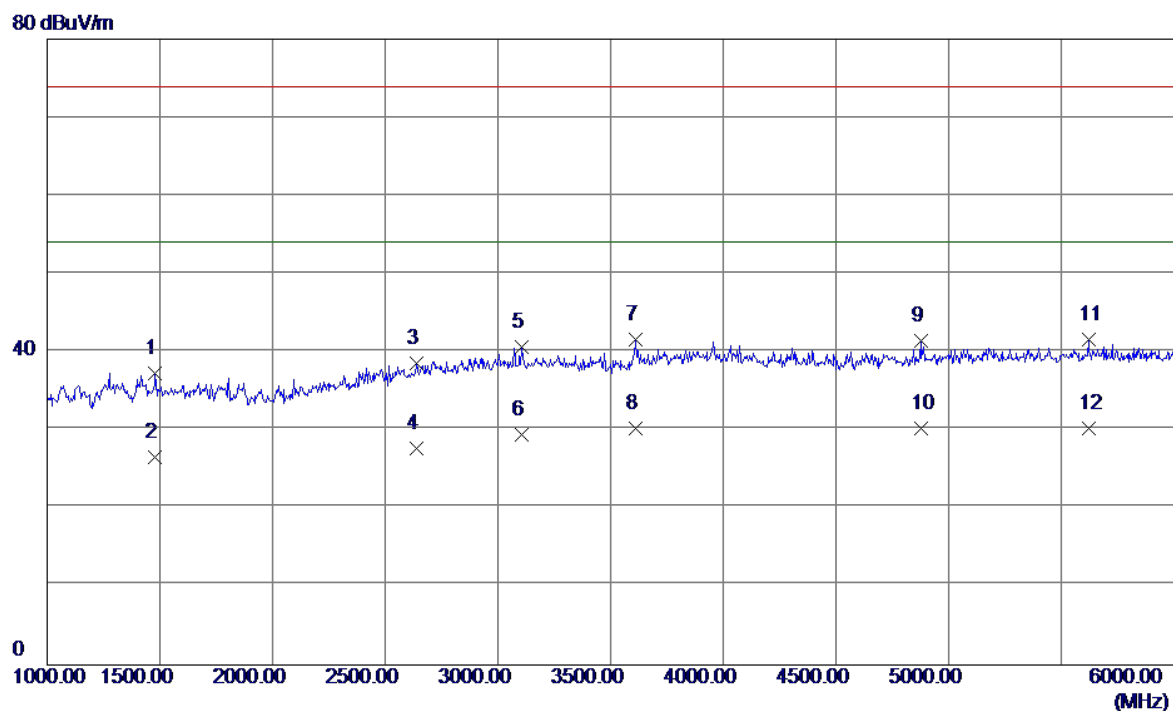
No.	Freq. MHz	Reading Level dBuV/m	Correct Factor dB	Measure ment dBuV/m	Limit dBuV/m	Margin dB	Detector
1	1215.0000	41.33	-4.14	37.19	74.00	-36.81	Peak
2	1215.0000	30.72	-4.14	26.58	54.00	-27.42	AVG
3	1805.0000	40.29	-3.32	36.97	74.00	-37.03	Peak
4	1805.0000	28.93	-3.32	25.61	54.00	-28.39	AVG
5	2647.5000	37.78	1.06	38.84	74.00	-35.16	Peak
6	2647.5000	26.56	1.06	27.62	54.00	-26.38	AVG
7	3257.5000	36.86	3.21	40.07	74.00	-33.93	Peak
8	3257.5000	26.27	3.21	29.48	54.00	-24.52	AVG
9	3932.5000	36.83	5.08	41.91	74.00	-32.09	Peak
10 *	3932.5000	25.15	5.08	30.23	54.00	-23.77	AVG
11	5140.0000	34.33	6.61	40.94	74.00	-33.06	Peak
12	5140.0000	22.87	6.61	29.48	54.00	-24.52	AVG

EUT	Smart Phone	Model Name	VTR-L29A
Temperature	25°C	Relative Humidity	45%
Test Voltage	AC 120V/60Hz	Polarization	Vertical
Test Mode	Adapter+Traffic (LTE)		
Note	Adapter:Salcomp(US)+USB Cable:HONGLIN+Battery:DESAY		
Test Engineer	Kevin Li		



No.	Freq. MHz	Reading Level dBuV/m	Correct Factor dB	Measure ment dBuV/m	Limit dBuV/m	Margin dB	Detector
1	1220.0000	42.55	-4.12	38.43	74.00	-35.57	Peak
2	1220.0000	31.77	-4.12	27.65	54.00	-26.35	AVG
3	1507.5000	41.78	-3.20	38.58	74.00	-35.42	Peak
4	1507.5000	30.81	-3.20	27.61	54.00	-26.39	AVG
5	1610.0000	41.26	-3.24	38.02	74.00	-35.98	Peak
6	1610.0000	30.49	-3.24	27.25	54.00	-26.75	AVG
7	2822.5000	38.27	2.01	40.28	74.00	-33.72	Peak
8	2822.5000	27.63	2.01	29.64	54.00	-24.36	AVG
9	3610.0000	38.73	3.85	42.58	74.00	-31.42	Peak
10 *	3610.0000	27.40	3.85	31.25	54.00	-22.75	AVG
11	4337.5000	35.34	5.16	40.50	74.00	-33.50	Peak
12	4337.5000	24.31	5.16	29.47	54.00	-24.53	AVG

EUT	Smart Phone	Model Name	VTR-L29A
Temperature	25°C	Relative Humidity	45%
Test Voltage	AC 120V/60Hz	Polarization	Horizontal
Test Mode	Adapter+Traffic (LTE)		
Note	Adapter:Salcomp(US)+USB Cable:HONGLIN+Battery:DESAY		
Test Engineer	Kevin Li		



No.	Freq. MHz	Reading Level dBuV/m	Correct Factor dB	Measure ment dBuV/m	Limit dBuV/m	Margin dB	Detector
1	1480.0000	40.59	-3.27	37.32	74.00	-36.68	Peak
2	1480.0000	29.81	-3.27	26.54	54.00	-27.46	AVG
3	2640.0000	37.60	1.02	38.62	74.00	-35.38	Peak
4	2640.0000	26.60	1.02	27.62	54.00	-26.38	AVG
5	3105.0000	37.53	3.07	40.60	74.00	-33.40	Peak
6	3105.0000	26.38	3.07	29.45	54.00	-24.55	AVG
7	3610.0000	37.68	3.85	41.53	74.00	-32.47	Peak
8	3610.0000	26.41	3.85	30.26	54.00	-23.74	AVG
9	4877.5000	35.50	5.99	41.49	74.00	-32.51	Peak
10	4877.5000	24.22	5.99	30.21	54.00	-23.79	AVG
11	5622.5000	34.19	7.42	41.61	74.00	-32.39	Peak
12 *	5622.5000	22.87	7.42	30.29	54.00	-23.71	AVG