

2) Procedures for determining antenna and proximity sensor coverage

According to the antenna and sensors location figure: Proximity sensor pad does not fully cover the 2G/3G/4G main antenna. So the proximity sensor coverage need to be assessed for the frequency bands and test positions supporting proximity sensor power reduction per KDB 616217:

- a) All the sides/edges (bottom side, front side and back side of the device) is positioned at a test separation distance less than or equal to the distance required for sensor triggering, with both the antenna and sensor pad located at least 20 mm laterally outside the edge (boundary) of the phantom, along the direction of maximum antenna and sensor offset.
Each applicable edge should be positioned perpendicularly to the phantom to determine sensor coverage. For antennas and/or sensors located near the corner of a tablet, both adjacent edges must be considered.
- b) The similar sequence of steps applied to determine sensor triggering distance are used to verify the sensor coverage by moving the DUT(sensor and antenna) horizontally toward the phantom while maintaining the same vertical separation between the side or edge and the phantom.
- c) After the exact location where triggering of power reduction is determined, with respect to the sensor and antenna, the DUT movement should be continued, in 3 mm increments, until both the sensor and antenna(s) are fully under the phantom and at least 20 mm inside the phantom edge.
- d) The process is then repeated from the opposite direction, starting at the other end of the maximum antenna and sensor offset, by rotating the DUT 180° along the vertical axis.
- e) The triggering points should be documented graphically, with the antenna and sensor clearly identified, along with all relevant dimensions.
- f) If the subsequently measured peak SAR location for the antenna is not between the triggering points, established by the sensor coverage tests from opposite ends of the antenna and sensor, additional SAR tests may be required for conditions where only part of the surface or edge of the DUT corresponding to the antenna is in proximity to the user and the sensor may not be triggering as desired.
The proximity sensor coverage measurement method are as below:

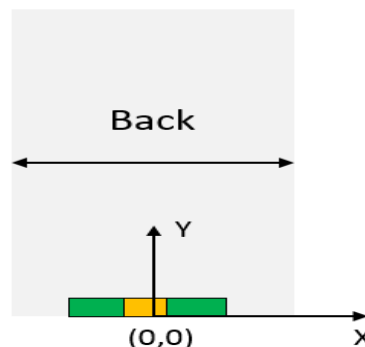


Figure: Plane coordinate system definition on the DUT

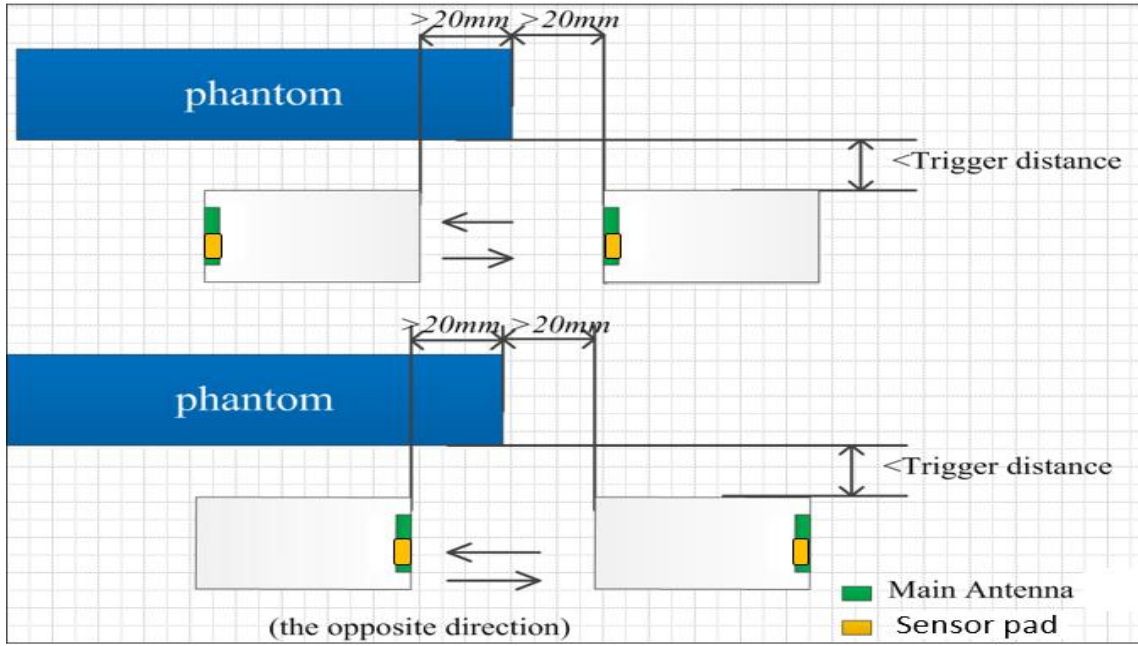


Figure: proximity sensor coverage assesment (Y coordinate direction)

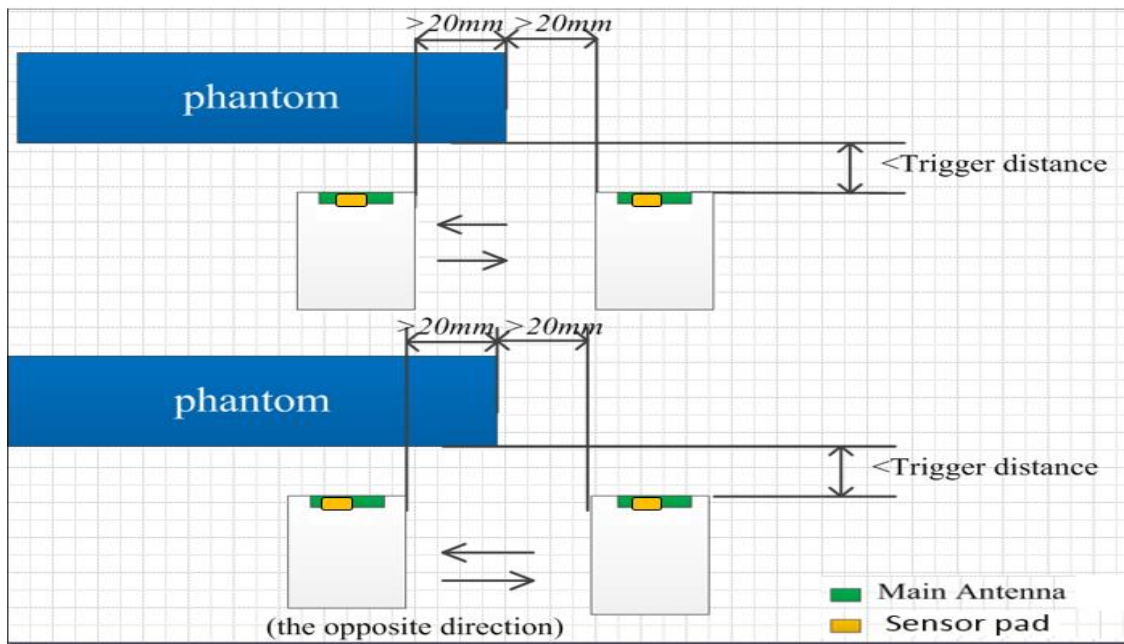
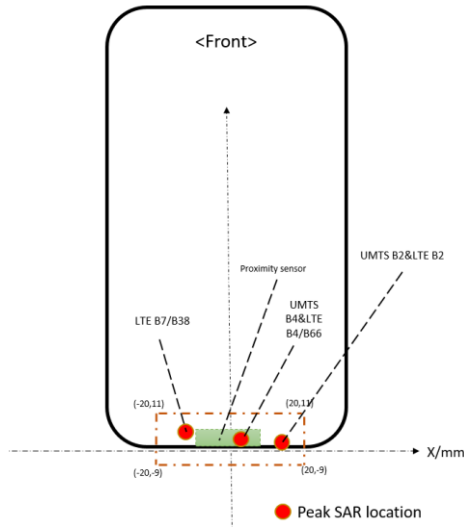
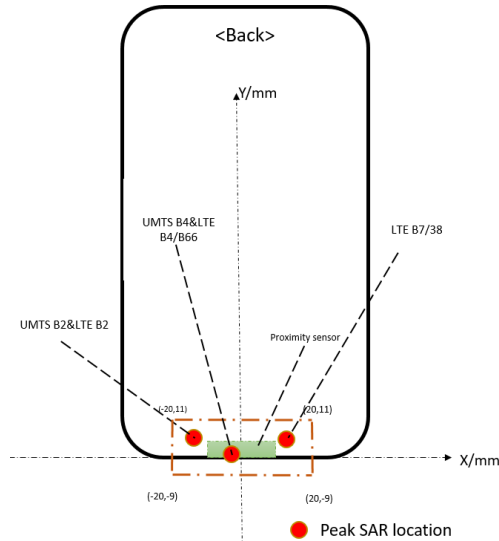


Figure: proximity sensor coverage assesment (X coordinate direction)

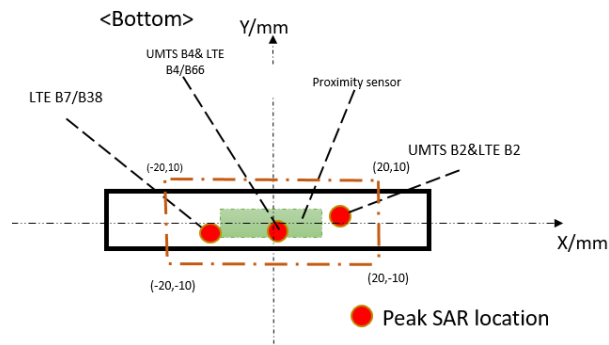
sensor coverage assesment results(Front side):



sensor coverage assesment results(Back side):



sensor coverage assesment results(Bottom side):



Conclusion: As the subsequently measured peak SAR location for the antenna is between the triggering points, additional SAR tests are not required for proximity sensor coverage per KDB 616217.

3) Procedures for determining device tilt angle influences to proximity sensor triggering

The DUT was positioned directly below the flat phantom with/without protective cover at the minimum measured trigger distance with Bottom side parallel to the base of the flat phantom with/without protective cover for each band.

The DUT was rotated about Bottom side for angles up to +/- 45°. If the output power increased during the rotation the DUT was moved 1mm toward the phantom and the rotation repeated. This procedure was repeated until the power remained reduced for all angles up to +/- 45°.

The proximity sensor triggering tilt angle measurement method are as below:

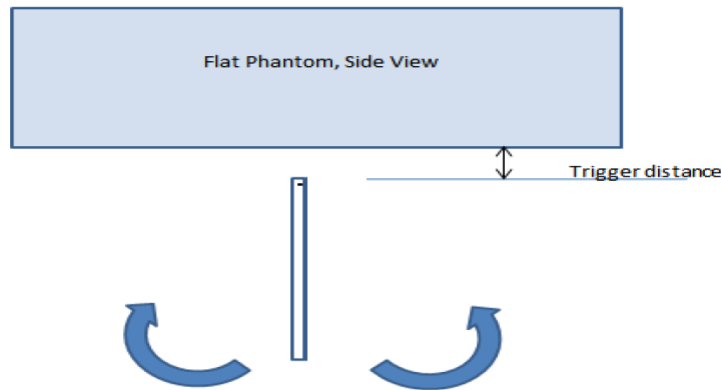


Table: Summary of Device Tilt Angle Influence to Proximity Sensor Triggering(Bottom side)

Band(MHz)	Minimum trigger distance at which power reduction was maintained over $\pm 45^\circ$	Power Reduction Status										
		-45°	-35°	-25°	-15°	-5°	0°	5°	15°	25°	35°	45°
UMTS Band II	8mm	on	on	on	on	on	on	on	on	on	on	on
UMTS Band IV	8mm	on	on	on	on	on	on	on	on	on	on	on
LTE Band 2	8mm	on	on	on	on	on	on	on	on	on	on	on
LTE Band 4	8mm	on	on	on	on	on	on	on	on	on	on	on
LTE Band 7	8mm/13mm	on	on	on	on	on	on	on	on	on	on	on
UL CA_7C	8mm/13mm	on	on	on	on	on	on	on	on	on	on	on
LTE Band 38	8mm/13mm	on	on	on	on	on	on	on	on	on	on	on
UL CA_38C	8mm/13mm	on	on	on	on	on	on	on	on	on	on	on

Conclusion: It can be ensured that the proximity sensor can be valid triggered for the DUT tilt coverage exposure condition.

6.10 BT Test Configuration

BT specific wireless modes and SAR test:

The device is a mobile phone. It supports a BT high power feature in specific wireless modes and operating configurations. The maximum power of BT is different on different scenarios.

The BT of this device has two different operating modes:

- 1) Low power level mode (power level B, maximum duty cycle 100%) as default mode;
- 2) High power level mode (power level A, maximum duty cycle 100%) in specific wireless modes and operating configurations when the mobile phone is connected to an external audio device;

Note: For this device, power level B is \leq power level A.

Based on the BT high power mode detection technique description above, the different exposure conditions related to BT high power mode(Power level A) are listed as below table:

Operating modes	Max power level	Maximum duty cycle	Exposure condition Required for SAR testing	
			Head (Audio Receiver on)	Body-worn/Hotspot/Product Specific 10-g
Low power level mode	power level B	100%	Yes (See Below Note 1)	Yes (See Below Note 1)
High power level mode	power level A	100%	N/A (See Below Note 2)	Yes

Note 1: The BT SAR results at low power level B is still required because the simultaneous transmission possibilities for BT at lower power level B and high power level A are different. The BT SAR results at low power level B should be used to evaluation the simultaneous transmission SAR conditions not supported by BT higher power level A(Refer to Section 7 for details).

Note 2: High power level mode (power level A, maximum duty cycle 100%) is not applicable for Head exposure condtion(Audio Receiver on) by design.

Note 3: Both the power level A and B results will be tested and provided in the SAR report to validate the power reduction function works.

During the BT test, a test software tool (an APK) installed on the DUT is required to configure the DUT to transmit continuously at the maximum power level A using the highest transmission duty factor(100%).

The APK function is only used to trigger mobile phone always transmitting power. It can be ensured that the unmodified settings in production units, including maximum output power, amplifier gain and other RF performance or tuning parameters, are used for SAR measurement.

7 SAR Measurement Results

7.1 Conducted power measurements

For the measurements a Rohde & Schwarz Radio Communication Tester was used.

SAR drift measured at the same position in liquid before and after each SAR test as below 7.2 chapter.

Note: The Radio Communication Tester measures GSM peak and average output power for active timeslots. For SAR the timebased average power is relevant. The difference in between depends on the duty cycle of the TDMA signal:

No. of timeslots	1	2	3	4
Duty Cycle	1:8.3	1:4.1	1:2.77	1:2.08
timebased avg. power compared to slotted avg. power	-9.19dB	-6.13dB	-4.42dB	-3.18dB

The signalling modes differ as follows:

mode	coding scheme	modulation
GPRS	CS1 to CS4	GMSK
EDGE	MCS1 to MCS4	GMSK
EDGE	MCS5 to MCS9	8PSK

Apart from modulation change (GMSK/8PSK) coding schemes differ in code rate without influence on the RF signal. Therefore, one coding scheme per mode was selected for conducted power measurements.

The Radio Communication Tester was used for LTE output power measurements and SAR testing. Closed loop power control was used so the UE transmits with maximum output power during SAR testing.

The Radio Communication Tester measures LTE TDD peak and average output power for active timeslots. LTE TDD peak and average output power for active timeslots. For SAR the time-based average power is relevant. The difference in between depends on the duty cycle of the TDMA signal:

For Time-Division Duplex (TDD) systems, SAR must be tested using a fixed periodic duty factor according to the highest transmission duty factor implemented for the device and supported by the defined 3GPP LTE TDD configurations.

No. of Configuration	0	1	2	3	4	5	6
Duty Cycle	0.6333	0.4333	0.2333	0.3167	0.2167	0.1167	0.5333
Time-based avg. power compared to slotted avg. power	-1.98dB	-3.63dB	-6.32dB	-4.99dB	-6.64dB	-9.33 dB	-2.73dB

Note: According to duty cycle of configuration 0 to 6, Max output power should be Configuration 0, so we just tested the conduction power and SAR of configuration 0.

7.1.1 Conducted power measurements of GSM850(Second antenna)

GSM850		Burst-Averaged output Power (dBm)				Division Factors	Frame-Averaged output Power (dBm)			
		Tune-up Max.	128CH	190CH	251CH		Tune-up Max.	128CH	190CH	251CH
GSM (CS)		29.00	27.88	28.07	28.10	-9.19	19.81	18.69	18.88	18.91
GPRS (GMSK)	1 Tx Slot	29.00	27.84	28.13	28.16	-9.19	19.81	18.65	18.94	18.97
	2 Tx Slots	27.00	25.96	26.04	26.18	-6.13	20.87	19.83	19.91	20.05
	3 Tx Slots	25.00	24.10	24.24	24.38	-4.42	20.58	19.68	19.82	19.96
	4 Tx Slots	23.00	22.04	22.18	22.33	-3.18	19.82	18.86	19.00	19.15
EDGE (GMSK)	1 Tx Slot	29.00	28.12	28.22	28.35	-9.19	19.81	18.93	19.03	19.16
	2 Tx Slots	27.00	26.12	26.20	26.34	-6.13	20.87	19.99	20.07	20.21
	3 Tx Slots	25.00	24.10	24.24	24.38	-4.42	20.58	19.68	19.82	19.96
	4 Tx Slots	23.00	22.03	22.17	22.33	-3.18	19.82	18.85	18.99	19.15
EDGE (8PSK)	1 Tx Slot	23.00	21.36	21.66	21.71	-9.19	13.81	12.17	12.47	12.52
	2 Tx Slots	20.50	19.18	19.58	19.63	-6.13	14.37	13.05	13.45	13.50
	3 Tx Slots	18.50	17.07	17.45	17.49	-4.42	14.08	12.65	13.03	13.07
	4 Tx Slots	16.50	14.96	15.07	15.13	-3.18	13.32	11.78	11.89	11.95

Table 18: Conducted power measurement results of GSM850 (Reduced Power Level D1/D3)

GSM850		Burst-Averaged output Power (dBm)				Division Factors	Frame-Averaged output Power (dBm)			
		Tune-up Max.	128CH	190CH	251CH		Tune-up Max.	128CH	190CH	251CH
GSM (CS)		34.00	33.37	33.40	33.45	-9.19	24.81	24.18	24.21	24.26
GPRS (GMSK)	1 Tx Slot	34.00	33.38	33.40	33.47	-9.19	24.81	24.19	24.21	24.28
	2 Tx Slots	32.00	30.82	31.10	30.99	-6.13	25.87	24.69	24.97	24.86
	3 Tx Slots	30.00	28.89	28.95	29.07	-4.42	25.58	24.47	24.53	24.65
	4 Tx Slots	28.00	26.85	26.94	27.07	-3.18	24.82	23.67	23.76	23.89
EDGE (GMSK)	1 Tx Slot	34.00	33.36	33.38	33.47	-9.19	24.81	24.17	24.19	24.28
	2 Tx Slots	32.00	31.02	31.05	31.16	-6.13	25.87	24.89	24.92	25.03
	3 Tx Slots	30.00	28.89	28.95	29.06	-4.42	25.58	24.47	24.53	24.64
	4 Tx Slots	28.00	26.85	26.94	27.07	-3.18	24.82	23.67	23.76	23.89
EDGE (8PSK)	1 Tx Slot	28.00	26.38	26.48	26.56	-9.19	18.81	17.19	17.29	17.37
	2 Tx Slots	25.50	23.68	24.00	24.05	-6.13	19.37	17.55	17.87	17.92
	3 Tx Slots	23.50	21.74	21.51	21.60	-4.42	19.08	17.32	17.09	17.18
	4 Tx Slots	21.50	21.18	20.03	21.23	-3.18	18.32	18.00	16.85	18.05

Table 19: Conducted power measurement results of GSM850 (Full Power)

Note:

- 1) Frame-averaged output power was calculated from the measured burst-averaged output power by converting the slot powers into linear units and calculating the energy over 8 timeslots.
- 2) Per KDB941225 D01, SAR test reduction for GPRS and EDGE modes is determined by the source-based time-averaged output power specified for production units, including tune-up tolerance. The data mode with highest specified time-averaged output power should be tested for SAR compliance in the applicable exposure conditions. For modes with the same specified maximum output power and tolerance, the higher number time-slot configuration should be tested.

7.1.2 Conducted power measurements of GSM850(Main antenna)

GSM850		Burst-Averaged output Power (dBm)				Division Factors	Frame-Averaged output Power (dBm)			
		Tune-up Max.	128CH	190CH	251CH		Tune-up Max.	128CH	190CH	251CH
GSM (CS)		34.00	33.48	33.43	33.41	-9.19	24.81	24.29	24.24	24.22
GPRS (GMSK)	1 Tx Slot	34.00	33.46	33.46	33.54	-9.19	24.81	24.27	24.27	24.35
	2 Tx Slots	32.00	31.16	31.17	31.28	-6.13	25.87	25.03	25.04	25.15
	3 Tx Slots	30.00	28.97	28.98	29.09	-4.42	25.58	24.55	24.56	24.67
	4 Tx Slots	28.00	26.94	26.97	27.09	-3.18	24.82	23.76	23.79	23.91
EDGE (GMSK)	1 Tx Slot	34.00	33.45	33.44	33.53	-9.19	24.81	24.26	24.25	24.34
	2 Tx Slots	32.00	31.09	31.08	31.19	-6.13	25.87	24.96	24.95	25.06
	3 Tx Slots	30.00	28.97	28.97	29.08	-4.42	25.58	24.55	24.55	24.66
	4 Tx Slots	28.00	26.93	26.96	27.08	-3.18	24.82	23.75	23.78	23.90
EDGE (8PSK)	1 Tx Slot	28.00	26.47	26.57	26.65	-9.19	18.81	17.28	17.38	17.46
	2 Tx Slots	25.50	23.72	24.11	24.20	-6.13	19.37	17.59	17.98	18.07
	3 Tx Slots	23.50	21.79	22.11	22.18	-4.42	19.08	17.37	17.69	17.76
	4 Tx Slots	21.50	19.68	19.99	20.07	-3.18	18.32	16.50	16.81	16.89

Table 20: Conducted power measurement results of GSM850

Note:

- 1) Frame-averaged output power was calculated from the measured burst-averaged output power by converting the slot powers into linear units and calculating the energy over 8 timeslots.
- 2) Per KDB941225 D01, SAR test reduction for GPRS and EDGE modes is determined by the source-based time-averaged output power specified for production units, including tune-up tolerance. The data mode with highest specified time-averaged output power should be tested for SAR compliance in the applicable exposure conditions. For modes with the same specified maximum output power and tolerance, the higher number time-slot configuration should be tested.

7.1.3 Conducted power measurements of GSM1900(Second antenna)

GSM1900		Burst-Averaged output Power (dBm)				Division Factors	Frame-Averaged output Power (dBm)			
		Tune-up Max.	512CH	661CH	810CH		Tune-up Max.	512CH	661CH	810CH
GSM (CS)		28.00	26.77	27.10	27.32	-9.19	18.81	17.58	17.91	18.13
GPRS (GMSK)	1 Tx Slot	28.00	26.93	27.26	27.51	-9.19	18.81	17.74	18.07	18.32
	2 Tx Slots	26.00	24.75	25.09	25.39	-6.13	19.87	18.62	18.96	19.26
	3 Tx Slots	24.00	22.75	23.11	23.40	-4.42	19.58	18.33	18.69	18.98
	4 Tx Slots	22.00	20.78	21.16	21.41	-3.18	18.82	17.60	17.98	18.23
EDGE (GMSK)	1 Tx Slot	28.00	27.02	27.25	27.50	-9.19	18.81	17.83	18.06	18.31
	2 Tx Slots	26.00	24.70	25.18	25.36	-6.13	19.87	18.57	19.05	19.23
	3 Tx Slots	24.00	22.73	23.10	23.40	-4.42	19.58	18.31	18.68	18.98
	4 Tx Slots	22.00	20.78	21.16	21.41	-3.18	18.82	17.60	17.98	18.23
EDGE (8PSK)	1 Tx Slot	24.00	23.65	23.92	22.71	-9.19	14.81	14.46	14.73	13.52
	2 Tx Slots	21.50	20.18	20.56	20.49	-6.13	15.37	14.05	14.43	14.36
	3 Tx Slots	19.50	19.36	19.16	18.42	-4.42	15.08	14.94	14.74	14.00
	4 Tx Slots	17.50	16.85	16.25	16.95	-3.18	14.32	13.67	13.07	13.77

Table 21: Conducted power measurement results of GSM1900 (Reduced Power Level D1)

GSM1900		Burst-Averaged output Power (dBm)				Division Factors	Frame-Averaged output Power (dBm)			
		Tune-up Max.	512CH	661CH	810CH		Tune-up Max.	512CH	661CH	810CH
GSM (CS)		30.00	29.14	29.48	29.57	-9.19	20.81	19.95	20.29	20.38
GPRS (GMSK)	1 Tx Slot	30.00	29.17	29.72	29.83	-9.19	20.81	19.98	20.53	20.64
	2 Tx Slots	28.00	26.95	27.17	27.51	-6.13	21.87	20.82	21.04	21.38
	3 Tx Slots	26.00	24.81	25.17	25.43	-4.42	21.58	20.39	20.75	21.01
	4 Tx Slots	24.00	22.82	23.19	23.48	-3.18	20.82	19.64	20.01	20.30
EDGE (GMSK)	1 Tx Slot	30.00	29.32	29.71	29.82	-9.19	20.81	20.13	20.52	20.63
	2 Tx Slots	28.00	27.01	27.34	27.58	-6.13	21.87	20.88	21.21	21.45
	3 Tx Slots	26.00	24.88	25.24	25.43	-4.42	21.58	20.46	20.82	21.01
	4 Tx Slots	24.00	22.82	23.19	23.48	-3.18	20.82	19.64	20.01	20.30
EDGE (8PSK)	1 Tx Slot	26.00	24.47	24.83	24.99	-9.19	16.81	15.28	15.64	15.80
	2 Tx Slots	23.50	21.99	22.25	22.50	-6.13	17.37	15.86	16.12	16.37
	3 Tx Slots	21.50	20.03	20.24	20.31	-4.42	17.08	15.61	15.82	15.89
	4 Tx Slots	19.50	17.98	18.15	18.18	-3.18	16.32	14.80	14.97	15.00

Table 22: Conducted power measurement results of GSM1900 (Full Power)

GSM1900		Burst-Averaged output Power (dBm)				Division Factors	Frame-Averaged output Power (dBm)			
		Tune-up Max.	512CH	661CH	810CH		Tune-up Max.	512CH	661CH	810CH
GSM (CS)		27.00	25.79	26.13	26.41	-9.19	17.81	16.60	16.94	17.22
GPRS (GMSK)	1 Tx Slot	27.00	25.83	26.18	26.35	-9.19	17.81	16.64	16.99	17.16
	2 Tx Slots	25.00	23.63	23.99	24.32	-6.13	18.87	17.50	17.86	18.19
	3 Tx Slots	23.00	21.67	22.04	22.35	-4.42	18.58	17.25	17.62	17.93
	4 Tx Slots	21.00	19.55	20.06	20.27	-3.18	17.82	16.37	16.88	17.09
EDGE (GMSK)	1 Tx Slot	27.00	25.82	26.17	26.45	-9.19	17.81	16.63	16.98	17.26
	2 Tx Slots	25.00	23.52	23.98	24.25	-6.13	18.87	17.39	17.85	18.12
	3 Tx Slots	23.00	21.66	22.03	22.34	-4.42	18.58	17.24	17.61	17.92
	4 Tx Slots	21.00	19.55	20.05	20.38	-3.18	17.82	16.37	16.87	17.20
EDGE (8PSK)	1 Tx Slot	23.00	21.23	21.50	21.55	-9.19	13.81	12.04	12.31	12.36
	2 Tx Slots	20.50	19.20	19.49	19.56	-6.13	14.37	13.07	13.36	13.43
	3 Tx Slots	18.50	17.23	17.37	17.42	-4.42	14.08	12.81	12.95	13.00
	4 Tx Slots	16.50	15.08	15.17	15.28	-3.18	13.32	11.90	11.99	12.10

Table 23: Conducted power measurement results of GSM1900 (Reduced Power Level D3)

GSM1900		Burst-Averaged output Power (dBm)				Division Factors	Frame-Averaged output Power (dBm)			
		Tune-up Max.	512CH	661CH	810CH		Tune-up Max.	512CH	661CH	810CH
GSM (CS)		29.00	27.83	28.35	28.50	-9.19	19.81	18.64	19.16	19.31
GPRS (GMSK)	1 Tx Slot	29.00	27.88	28.43	28.63	-9.19	19.81	18.69	19.24	19.44
	2 Tx Slots	27.00	25.88	26.21	26.45	-6.13	20.87	19.75	20.08	20.32
	3 Tx Slots	25.00	23.70	24.06	24.34	-4.42	20.58	19.28	19.64	19.92
	4 Tx Slots	23.00	21.75	22.13	22.54	-3.18	19.82	18.57	18.95	19.36
EDGE (GMSK)	1 Tx Slot	29.00	28.00	28.42	28.61	-9.19	19.81	18.81	19.23	19.42
	2 Tx Slots	27.00	25.92	26.27	26.55	-6.13	20.87	19.79	20.14	20.42
	3 Tx Slots	25.00	23.69	24.05	24.34	-4.42	20.58	19.27	19.63	19.92
	4 Tx Slots	23.00	21.75	22.13	22.43	-3.18	19.82	18.57	18.95	19.25
EDGE (8PSK)	1 Tx Slot	25.00	23.03	23.47	23.64	-9.19	15.81	13.84	14.28	14.45
	2 Tx Slots	22.50	21.09	21.31	21.42	-6.13	16.37	14.96	15.18	15.29
	3 Tx Slots	20.50	19.14	19.31	19.36	-4.42	16.08	14.72	14.89	14.94
	4 Tx Slots	18.50	17.09	17.20	17.24	-3.18	15.32	13.91	14.02	14.06

Table 24: Conducted power measurement results of GSM1900 (Reduced Power Level D2)

Note:

- 1) Frame-averaged output power was calculated from the measured burst-averaged output power by converting the slot powers into linear units and calculating the energy over 8 timeslots.
- 2) Per KDB941225 D01, SAR test reduction for GPRS and EDGE modes is determined by the source-based time-averaged output power specified for production units, including tune-up tolerance. The data mode with highest specified time-averaged output power should be tested for SAR compliance in the applicable exposure conditions. For modes with the same specified maximum output power and tolerance, the higher number time-slot configuration should be tested.

7.1.4 Conducted power measurements of GSM1900(Main antenna)

GSM1900		Burst-Averaged output Power (dBm)				Division Factors	Frame-Averaged output Power (dBm)			
		Tune-up Max.	512CH	661CH	810CH		Tune-up Max.	512CH	661CH	810CH
GSM (CS)		31.00	29.95	30.20	30.22	-9.19	21.81	20.76	21.01	21.03
GPRS (GMSK)	1 Tx Slot	31.00	30.03	30.23	30.32	-9.19	21.81	20.84	21.04	21.13
	2 Tx Slots	29.00	28.18	28.22	28.23	-6.13	22.87	22.05	22.09	22.10
	3 Tx Slots	27.00	26.01	26.10	26.12	-4.42	22.58	21.59	21.68	21.70
	4 Tx Slots	25.00	23.99	24.08	24.06	-3.18	21.82	20.81	20.90	20.88
EDGE (GMSK)	1 Tx Slot	31.00	30.15	30.30	30.36	-9.19	21.81	20.96	21.11	21.17
	2 Tx Slots	29.00	28.06	28.13	28.23	-6.13	22.87	21.93	22.00	22.10
	3 Tx Slots	27.00	26.01	26.10	26.11	-4.42	22.58	21.59	21.68	21.69
	4 Tx Slots	25.00	23.98	24.07	24.05	-3.18	21.82	20.80	20.89	20.87
EDGE (8PSK)	1 Tx Slot	27.00	25.69	25.55	25.51	-9.19	17.81	16.50	16.36	16.32
	2 Tx Slots	24.50	23.10	22.96	23.05	-6.13	18.37	16.97	16.83	16.92
	3 Tx Slots	22.50	20.98	20.93	20.88	-4.42	18.08	16.56	16.51	16.46
	4 Tx Slots	20.50	18.93	18.73	18.68	-3.18	17.32	15.75	15.55	15.50

Table 25: Conducted power measurement results of GSM1900 (Full Power)

GSM1900		Burst-Averaged output Power (dBm)				Division Factors	Frame-Averaged output Power (dBm)			
		Tune-up Max.	512CH	661CH	810CH		Tune-up Max.	512CH	661CH	810CH
GSM (CS)		30.50	29.48	29.65	29.68	-9.19	21.31	20.29	20.46	20.49
GPRS (GMSK)	1 Tx Slot	30.50	29.59	29.83	29.84	-9.19	21.31	20.40	20.64	20.65
	2 Tx Slots	28.50	27.59	27.64	27.63	-6.13	22.37	21.46	21.51	21.50
	3 Tx Slots	26.50	25.57	25.66	25.68	-4.42	22.08	21.15	21.24	21.26
	4 Tx Slots	24.50	23.58	23.67	23.66	-3.18	21.32	20.40	20.49	20.48
EDGE (GMSK)	1 Tx Slot	30.50	29.59	29.82	29.82	-9.19	21.31	20.40	20.63	20.63
	2 Tx Slots	28.50	27.63	27.71	27.70	-6.13	22.37	21.50	21.58	21.57
	3 Tx Slots	26.50	25.48	25.57	25.68	-4.42	22.08	21.06	21.15	21.26
	4 Tx Slots	24.50	23.57	23.66	23.65	-3.18	21.32	20.39	20.48	20.47
EDGE (8PSK)	1 Tx Slot	26.50	25.23	25.16	25.26	-9.19	17.31	16.04	15.97	16.07
	2 Tx Slots	24.00	22.66	22.51	22.54	-6.13	17.87	16.53	16.38	16.41
	3 Tx Slots	22.00	21.39	20.36	20.30	-4.42	17.58	16.97	15.94	15.88
	4 Tx Slots	20.00	18.43	18.45	18.41	-3.18	16.82	15.25	15.27	15.23

Table 26: Conducted power measurement results of GSM1900 (Reduced Power Level D6/D7/D8/D10)

Note:

- 1) Frame-averaged output power was calculated from the measured burst-averaged output power by converting the slot powers into linear units and calculating the energy over 8 timeslots.
- 2) Per KDB941225 D01, SAR test reduction for GPRS and EDGE modes is determined by the source-based time-averaged output power specified for production units, including tune-up tolerance. The data mode with highest specified time-averaged output power should be tested for SAR compliance in the applicable exposure conditions. For modes with the same specified maximum output power and tolerance, the higher number time-slot configuration should be tested.

7.1.5 Conducted power measurements of UMTS Band II(Second antenna)

UMTS Band II		Tune-up	Average Power (dBm)		
		Max.	9262CH	9400CH	9538CH
WCDMA	12.2kbps RMC	18.50	17.65	17.54	17.62
	12.2kbps AMR	18.50	17.64	17.56	17.66
HSDPA	Subtest 1	18.00	17.18	17.04	17.13
	Subtest 2	17.00	16.34	16.30	16.37
	Subtest 3	16.50	15.85	15.77	15.89
	Subtest 4	16.50	15.85	15.79	15.88
HSUPA	Subtest 1	18.50	16.80	17.06	17.16
	Subtest 2	18.50	16.31	15.28	15.42
	Subtest 3	18.50	15.13	15.07	15.02
	Subtest 4	18.50	14.30	14.51	14.66
	Subtest 5	18.50	17.67	17.56	17.66
DC-HSDPA	Subtest 1	18.00	17.16	17.06	17.14
	Subtest 2	17.00	16.38	16.30	16.39
	Subtest 3	16.50	15.83	15.80	15.86
	Subtest 4	16.50	15.85	15.76	15.87

Table 27: Conducted power measurement results of UMTS Band II (Reduced Power Level D1)

UMTS Band II		Tune-up	Average Power (dBm)		
		Max.	9262CH	9400CH	9538CH
WCDMA	12.2kbps RMC	23.50	22.61	22.54	22.63
	12.2kbps AMR	23.50	22.65	22.56	22.65
HSDPA	Subtest 1	23.00	22.13	22.02	22.12
	Subtest 2	22.00	21.37	21.26	21.35
	Subtest 3	21.50	20.85	20.72	20.83
	Subtest 4	21.50	20.86	20.71	20.84
HSUPA	Subtest 1	23.50	19.18	19.28	19.34
	Subtest 2	23.50	18.39	17.91	18.01
	Subtest 3	23.50	17.58	18.03	17.80
	Subtest 4	23.50	17.38	17.09	17.15
	Subtest 5	23.50	20.14	20.04	20.13
DC-HSDPA	Subtest 1	23.00	22.14	22.02	22.12
	Subtest 2	22.00	21.37	21.25	21.33
	Subtest 3	21.50	20.85	20.74	20.84
	Subtest 4	21.50	20.84	20.74	20.84

Table 28: Conducted power measurement results of UMTS Band II (Full Power)

UMTS Band II		Tune-up	Average Power (dBm)		
		Max.	9262CH	9400CH	9538CH
WCDMA	12.2kbps RMC	15.50	14.58	14.21	14.42
	12.2kbps AMR	15.50	14.66	14.57	14.69
HSDPA	Subtest 1	15.00	14.15	14.07	14.14
	Subtest 2	14.00	13.36	13.28	13.37
	Subtest 3	13.50	12.85	12.78	12.88
	Subtest 4	13.50	12.84	12.75	12.87
HSUPA	Subtest 1	15.50	14.91	13.93	13.92
	Subtest 2	15.50	14.45	13.36	13.45
	Subtest 3	15.50	15.12	13.25	13.08
	Subtest 4	15.50	13.34	11.63	11.66
	Subtest 5	15.50	14.62	14.20	14.38
DC-HSDPA	Subtest 1	15.00	14.14	14.05	14.14
	Subtest 2	14.00	13.35	13.30	13.37
	Subtest 3	13.50	12.83	12.78	12.86
	Subtest 4	13.50	12.84	12.76	12.88

Table 29: Conducted power measurement results of UMTS Band II (Reduced Power Level D3)

UMTS Band II		Tune-up	Average Power (dBm)		
		Max.	9262CH	9400CH	9538CH
WCDMA	12.2kbps RMC	20.50	19.58	19.52	19.49
	12.2kbps AMR	20.50	19.67	19.55	19.66
HSDPA	Subtest 1	20.00	19.13	19.03	19.12
	Subtest 2	19.00	18.36	18.24	18.32
	Subtest 3	18.50	17.86	17.76	17.82
	Subtest 4	18.50	17.87	17.77	17.83
HSUPA	Subtest 1	20.50	18.88	18.56	18.70
	Subtest 2	20.50	18.39	17.92	18.02
	Subtest 3	20.50	16.97	16.89	17.79
	Subtest 4	20.50	16.16	16.08	17.16
	Subtest 5	20.50	19.66	19.55	19.64
DC-HSDPA	Subtest 1	20.00	19.12	19.02	19.13
	Subtest 2	19.00	18.35	18.26	18.33
	Subtest 3	18.50	17.86	17.76	17.83
	Subtest 4	18.50	17.86	17.76	17.83

Table 30: Conducted power measurement results of UMTS Band II (Reduced Power Level D2)

Note:

- 1) The bolded 12.2kbps RMC mode was selected for SAR testing (the primary mode).
- 2) Per KDB941225 D01, When the maximum output power and tune-up tolerance specified for production units in a Second mode is $\leq \frac{1}{4}$ dB higher than the primary mode or when the highest reported SAR of the primary mode is scaled by the ratio of specified maximum output power and tune-up tolerance of Second to primary mode and the adjusted SAR is ≤ 1.2 W/kg, SAR measurement is not required for the Second mode.

7.1.6 Conducted power measurements of UMTS Band II(Main antenna)

UMTS Band II		Tune-up	Average Power (dBm)		
		Max.	9262CH	9400CH	9538CH
WCDMA	12.2kbps RMC	25.00	23.80	23.77	23.94
	12.2kbps AMR	25.00	23.74	23.74	23.89
HSDPA	Subtest 1	24.50	23.24	23.23	23.38
	Subtest 2	23.50	22.48	22.46	22.61
	Subtest 3	23.00	21.97	21.95	22.11
	Subtest 4	23.00	21.96	21.96	22.10
HSUPA	Subtest 1	25.00	20.01	19.66	19.71
	Subtest 2	25.00	18.78	19.41	19.55
	Subtest 3	25.00	18.00	17.70	17.78
	Subtest 4	25.00	17.88	16.94	17.54
	Subtest 5	25.00	20.76	20.71	20.90
DC-HSDPA	Subtest 1	24.50	23.24	23.24	23.40
	Subtest 2	23.50	22.48	22.47	22.60
	Subtest 3	23.00	21.96	21.94	22.12
	Subtest 4	23.00	21.97	21.96	22.11

Table 31: Conducted power measurement results of UMTS Band II (Full Power)

UMTS Band II		Tune-up	Average Power (dBm)		
		Max.	9262CH	9400CH	9538CH
WCDMA	12.2kbps RMC	23.50	22.26	22.27	22.42
	12.2kbps AMR	23.50	22.25	22.24	22.40
HSDPA	Subtest 1	23.00	21.73	21.72	21.90
	Subtest 2	22.00	20.96	20.95	21.10
	Subtest 3	21.50	20.45	20.44	20.58
	Subtest 4	21.50	20.46	20.44	20.60
HSUPA	Subtest 1	23.50	20.01	19.65	19.75
	Subtest 2	23.50	18.91	19.40	19.54
	Subtest 3	23.50	18.00	17.69	17.77
	Subtest 4	23.50	17.88	16.95	17.54
	Subtest 5	23.50	20.75	20.73	20.90
DC-HSDPA	Subtest 1	23.00	21.74	21.72	21.91
	Subtest 2	22.00	20.98	20.94	21.10
	Subtest 3	21.50	20.45	20.43	20.58
	Subtest 4	21.50	20.45	20.44	20.60

Table 32: Conducted power measurement results of UMTS Band II (Reduced Power Level D2/D4)

UMTS Band II		Tune-up	Average Power (dBm)		
		Max.	9262CH	9400CH	9538CH
WCDMA	12.2kbps RMC	22.00	20.77	20.72	20.89
	12.2kbps AMR	22.00	20.75	20.72	20.88
HSDPA	Subtest 1	21.50	20.24	20.23	20.40
	Subtest 2	20.50	19.47	19.44	19.59
	Subtest 3	20.00	18.96	18.92	19.07
	Subtest 4	20.00	18.95	18.93	19.10
HSUPA	Subtest 1	22.00	20.00	19.67	19.74
	Subtest 2	22.00	18.89	19.38	19.54
	Subtest 3	22.00	18.00	17.69	17.79
	Subtest 4	22.00	17.87	16.96	17.53
	Subtest 5	22.00	20.75	20.71	20.91
DC-HSDPA	Subtest 1	21.50	20.23	20.23	20.40
	Subtest 2	20.50	19.47	19.45	19.59
	Subtest 3	20.00	18.94	18.92	19.08
	Subtest 4	20.00	18.95	18.93	19.08

Table 33: Conducted power measurement results of UMTS Band II (Reduced Power Level D6/D8/D10)

UMTS Band II		Tune-up	Average Power (dBm)		
		Max.	9262CH	9400CH	9538CH
WCDMA	12.2kbps RMC	20.50	19.32	19.25	19.42
	12.2kbps AMR	20.50	19.23	19.24	19.38
HSDPA	Subtest 1	20.00	18.76	18.72	18.89
	Subtest 2	19.00	17.97	17.94	18.11
	Subtest 3	18.50	17.46	17.43	17.59
	Subtest 4	18.50	17.46	17.44	17.61
HSUPA	Subtest 1	20.50	18.13	18.44	18.51
	Subtest 2	20.50	17.37	16.95	17.07
	Subtest 3	20.50	17.12	16.66	16.76
	Subtest 4	20.50	16.47	15.91	16.13
	Subtest 5	20.50	19.24	19.24	19.38
DC-HSDPA	Subtest 1	20.00	18.77	18.73	18.89
	Subtest 2	19.00	17.98	17.96	18.09
	Subtest 3	18.50	17.45	17.42	17.61
	Subtest 4	18.50	17.46	17.43	17.60

Table 34: Conducted power measurement results of UMTS Band II (Reduced Power Level D7)

Note:

- 1) The bolded 12.2kbps RMC mode was selected for SAR testing (the primary mode).
- 2) Per KDB941225 D01, When the maximum output power and tune-up tolerance specified for production units in a Second mode is $\leq \frac{1}{4}$ dB higher than the primary mode or when the highest reported SAR of the primary mode is scaled by the ratio of specified maximum output power and tune-up tolerance of Second to primary mode and the adjusted SAR is ≤ 1.2 W/kg, SAR measurement is not required for the Second mode.

7.1.7 Conducted power measurements of UMTS Band IV(Second antenna)

UMTS Band IV		Tune-up	Average Power (dBm)		
		Max.	1312CH	1413CH	1513CH
WCDMA	12.2kbps RMC	18.50	17.38	17.38	17.32
	12.2kbps AMR	18.50	17.52	17.58	17.45
HSDPA	Subtest 1	18.00	17.03	16.99	16.95
	Subtest 2	17.00	16.24	16.24	16.13
	Subtest 3	16.50	15.71	15.69	15.63
	Subtest 4	16.50	15.70	15.71	15.63
HSUPA	Subtest 1	18.50	16.57	16.46	16.13
	Subtest 2	18.50	16.77	16.79	15.64
	Subtest 3	18.50	16.85	16.43	16.26
	Subtest 4	18.50	15.12	15.14	14.87
	Subtest 5	18.50	17.52	17.51	17.42
DC-HSDPA	Subtest 1	18.00	17.00	16.99	16.94
	Subtest 2	17.00	16.23	16.23	16.16
	Subtest 3	16.50	15.70	15.70	15.60
	Subtest 4	16.50	15.72	15.72	15.66

Table 35: Conducted power measurement results of UMTS Band IV (Reduced Power Level D1)

UMTS Band IV		Tune-up	Average Power (dBm)		
		Max.	1312CH	1413CH	1513CH
WCDMA	12.2kbps RMC	24.00	23.02	23.01	22.90
	12.2kbps AMR	24.00	23.03	23.00	22.90
HSDPA	Subtest 1	23.50	22.52	22.51	22.44
	Subtest 2	22.50	21.75	21.70	21.60
	Subtest 3	22.00	21.25	21.18	21.10
	Subtest 4	22.00	21.26	21.19	21.10
HSUPA	Subtest 1	24.00	19.46	19.21	19.23
	Subtest 2	24.00	19.09	18.62	18.50
	Subtest 3	24.00	18.80	19.46	19.33
	Subtest 4	24.00	17.12	17.80	17.94
	Subtest 5	24.00	20.04	19.98	19.91
DC-HSDPA	Subtest 1	23.50	22.52	22.52	22.41
	Subtest 2	22.50	21.74	21.70	21.58
	Subtest 3	22.00	21.24	21.18	21.09
	Subtest 4	22.00	21.25	21.19	21.10

Table 36: Conducted power measurement results of UMTS Band IV (Full Power)

UMTS Band IV		Tune-up	Average Power (dBm)		
		Max.	1312CH	1413CH	1513CH
WCDMA	12.2kbps RMC	15.50	14.52	14.53	14.46
	12.2kbps AMR	15.50	14.50	14.52	14.43
HSDPA	Subtest 1	15.00	14.00	14.00	13.99
	Subtest 2	14.00	13.20	13.18	13.13
	Subtest 3	13.50	12.63	12.68	12.65
	Subtest 4	13.50	12.69	12.69	12.65
HSUPA	Subtest 1	15.50	14.80	14.66	13.54
	Subtest 2	15.50	13.96	14.25	12.92
	Subtest 3	15.50	14.23	14.79	13.55
	Subtest 4	15.50	13.21	13.51	12.35
	Subtest 5	15.50	15.16	15.39	14.18
DC-HSDPA	Subtest 1	15.00	14.01	14.05	13.91
	Subtest 2	14.00	13.20	13.19	13.13
	Subtest 3	13.50	12.71	12.70	12.63
	Subtest 4	13.50	12.67	12.70	12.64

Table 37: Conducted power measurement results of UMTS Band IV (Reduced Power Level D3)

UMTS Band IV		Tune-up	Average Power (dBm)		
		Max.	1312CH	1413CH	1513CH
WCDMA	12.2kbps RMC	21.00	20.02	20.00	19.90
	12.2kbps AMR	21.00	20.01	20.02	19.89
HSDPA	Subtest 1	20.50	19.52	19.49	19.40
	Subtest 2	19.50	18.74	18.69	18.59
	Subtest 3	19.00	18.23	18.16	18.08
	Subtest 4	19.00	18.24	18.18	18.10
HSUPA	Subtest 1	21.00	19.46	19.21	19.24
	Subtest 2	21.00	19.10	18.63	18.50
	Subtest 3	21.00	18.82	19.47	19.33
	Subtest 4	21.00	17.14	17.79	17.95
	Subtest 5	21.00	20.04	19.98	19.91
DC-HSDPA	Subtest 1	20.50	19.51	19.49	19.40
	Subtest 2	19.50	18.74	18.70	18.61
	Subtest 3	19.00	18.23	18.17	18.08
	Subtest 4	19.00	18.24	18.20	18.10

Table 38: Conducted power measurement results of UMTS Band IV (Reduced Power Level D2)

Note:

- 1) The bolded 12.2kbps RMC mode was selected for SAR testing (the primary mode).
- 2) Per KDB941225 D01, When the maximum output power and tune-up tolerance specified for production units in a Second mode is $\leq \frac{1}{4}$ dB higher than the primary mode or when the highest reported SAR of the primary mode is scaled by the ratio of specified maximum output power and tune-up tolerance of Second to primary mode and the adjusted SAR is ≤ 1.2 W/kg, SAR measurement is not required for the Second mode.

7.1.8 Conducted power measurements of UMTS Band IV(Main antenna)

UMTS Band IV		Tune-up	Average Power (dBm)		
		Max.	1312CH	1413CH	1513CH
WCDMA	12.2kbps RMC	25.00	24.01	23.98	23.87
	12.2kbps AMR	25.00	24.01	23.99	23.85
HSDPA	Subtest 1	24.50	23.51	23.47	23.37
	Subtest 2	23.50	22.73	22.67	22.53
	Subtest 3	23.00	22.23	22.20	22.02
	Subtest 4	23.00	22.24	22.19	22.03
HSUPA	Subtest 1	25.00	20.03	20.20	19.98
	Subtest 2	25.00	20.29	20.53	19.49
	Subtest 3	25.00	20.40	20.51	19.84
	Subtest 4	25.00	18.51	18.72	18.73
	Subtest 5	25.00	20.97	20.97	20.85
DC-HSDPA	Subtest 1	24.50	23.49	23.47	23.36
	Subtest 2	23.50	22.70	22.68	22.54
	Subtest 3	23.00	22.22	22.18	22.03
	Subtest 4	23.00	22.22	22.18	22.06

Table 39: Conducted power measurement results of UMTS Band IV (Full Power)

UMTS Band IV		Tune-up	Average Power (dBm)		
		Max.	1312CH	1413CH	1513CH
WCDMA	12.2kbps RMC	23.50	22.50	22.48	22.35
	12.2kbps AMR	23.50	22.51	22.49	22.37
HSDPA	Subtest 1	23.00	21.99	21.99	21.84
	Subtest 2	22.00	21.19	21.16	21.02
	Subtest 3	21.50	20.72	20.66	20.50
	Subtest 4	21.50	20.71	20.66	20.52
HSUPA	Subtest 1	23.50	20.05	20.20	20.00
	Subtest 2	23.50	20.29	20.51	19.48
	Subtest 3	23.50	20.42	20.45	19.85
	Subtest 4	23.50	18.54	18.71	18.74
	Subtest 5	23.50	20.98	20.96	20.84
DC-HSDPA	Subtest 1	23.00	21.98	21.97	21.85
	Subtest 2	22.00	21.18	21.18	21.03
	Subtest 3	21.50	20.71	20.62	20.52
	Subtest 4	21.50	20.68	20.67	20.52

Table 40: Conducted power measurement results of UMTS Band IV (Reduced Power Level D4)

UMTS Band IV		Tune-up	Average Power (dBm)		
		Max.	1312CH	1413CH	1513CH
WCDMA	12.2kbps RMC	22.00	20.81	20.88	20.79
	12.2kbps AMR	22.00	20.98	20.99	20.89
HSDPA	Subtest 1	21.50	20.51	20.48	20.35
	Subtest 2	20.50	19.70	19.68	19.54
	Subtest 3	20.00	19.22	19.19	19.01
	Subtest 4	20.00	19.21	19.19	19.04
HSUPA	Subtest 1	22.00	20.03	20.19	19.99
	Subtest 2	22.00	20.29	20.51	19.51
	Subtest 3	22.00	20.31	20.40	19.84
	Subtest 4	22.00	18.52	18.73	18.76
	Subtest 5	22.00	20.98	20.96	20.84

DC-HSDPA	Subtest 1	21.50	20.48	20.47	20.34
	Subtest 2	20.50	19.69	19.68	19.51
	Subtest 3	20.00	19.19	19.16	19.00
	Subtest 4	20.00	19.19	19.19	19.04

Table 41: Conducted power measurement results of UMTS Band IV (Reduced Power Level D6/D8/D10)

UMTS Band IV		Tune-up	Average Power (dBm)		
		Max.	1312CH	1413CH	1513CH
WCDMA	12.2kbps RMC	20.50	19.28	19.39	19.30
	12.2kbps AMR	20.50	19.29	19.48	19.34
HSDPA	Subtest 1	20.00	19.01	18.96	18.84
	Subtest 2	19.00	18.19	18.19	18.11
	Subtest 3	18.50	17.71	17.71	17.54
	Subtest 4	18.50	17.72	17.69	17.55
HSUPA	Subtest 1	20.50	18.99	18.67	18.63
	Subtest 2	20.50	18.45	18.49	18.39
	Subtest 3	20.50	18.49	18.72	18.70
	Subtest 4	20.50	17.59	17.22	17.65
	Subtest 5	20.50	19.48	19.44	19.34
DC-HSDPA	Subtest 1	20.00	18.97	19.00	18.85
	Subtest 2	19.00	18.20	18.19	18.10
	Subtest 3	18.50	17.72	17.68	17.52
	Subtest 4	18.50	17.70	17.69	17.55

Table 42: Conducted power measurement results of UMTS Band IV (Reduced Power Level D7)

UMTS Band IV		Tune-up	Average Power (dBm)		
		Max.	1312CH	1413CH	1513CH
WCDMA	12.2kbps RMC	24.60	23.60	23.60	23.46
	12.2kbps AMR	24.60	23.63	23.59	23.47
HSDPA	Subtest 1	24.10	23.11	23.07	22.94
	Subtest 2	23.10	22.34	22.27	22.13
	Subtest 3	22.60	21.84	21.81	21.62
	Subtest 4	22.60	21.84	21.80	21.63
HSUPA	Subtest 1	24.60	19.94	20.23	20.00
	Subtest 2	24.60	20.30	20.52	19.50
	Subtest 3	24.60	20.33	20.43	19.85
	Subtest 4	24.60	18.50	18.72	18.75
	Subtest 5	24.60	20.96	20.95	20.83
DC-HSDPA	Subtest 1	24.10	23.11	23.06	22.93
	Subtest 2	23.10	22.33	22.28	22.15
	Subtest 3	22.60	21.83	21.78	21.64
	Subtest 4	22.60	21.82	21.78	21.66

Table 43: Conducted power measurement results of UMTS Band IV (Reduced Power Level D1/D3/D9)

UMTS Band IV		Tune-up	Average Power (dBm)		
		Max.	1312CH	1413CH	1513CH
WCDMA	12.2kbps RMC	23.10	22.12	22.10	21.96
	12.2kbps AMR	23.10	22.10	22.09	22.05
HSDPA	Subtest 1	22.60	21.59	21.57	21.45
	Subtest 2	21.60	20.80	20.77	20.64
	Subtest 3	21.10	20.30	20.29	20.13
	Subtest 4	21.10	20.30	20.29	20.15

HSUPA	Subtest 1	23.10	20.02	20.20	19.98
	Subtest 2	23.10	20.31	20.53	19.51
	Subtest 3	23.10	20.42	20.47	19.83
	Subtest 4	23.10	18.50	18.72	18.74
	Subtest 5	23.10	20.96	20.96	20.84
DC-HSDPA	Subtest 1	22.60	21.59	21.58	21.46
	Subtest 2	21.60	20.79	20.77	20.63
	Subtest 3	21.10	20.30	20.29	20.10
	Subtest 4	21.10	20.28	20.27	20.15

Table 44: Conducted power measurement results of UMTS Band IV (Reduced Power Level D2)

Note:

- 1) The bolded 12.2kbps RMC mode was selected for SAR testing (the primary mode).
- 2) Per KDB941225 D01, When the maximum output power and tune-up tolerance specified for production units in a Second mode is $\leq \frac{1}{4}$ dB higher than the primary mode or when the highest reported SAR of the primary mode is scaled by the ratio of specified maximum output power and tune-up tolerance of Second to primary mode and the adjusted SAR is ≤ 1.2 W/kg, SAR measurement is not required for the Second mode.

7.1.9 Conducted power measurements of UMTS Band V(Second antenna)

UMTS Band V		Tune-up	Average Power (dBm)		
		Max.	4132CH	4182CH	4233CH
WCDMA	12.2kbps RMC	18.50	17.61	17.65	17.56
	12.2kbps AMR	18.50	17.68	17.65	17.57
HSDPA	Subtest 1	18.00	17.30	17.36	17.36
	Subtest 2	17.00	16.84	16.87	16.85
	Subtest 3	16.50	16.39	16.48	16.45
	Subtest 4	16.50	16.42	16.48	16.45
HSUPA	Subtest 1	18.50	17.99	17.57	17.56
	Subtest 2	18.50	17.99	17.98	18.03
	Subtest 3	18.50	17.32	17.80	17.43
	Subtest 4	18.50	15.79	15.53	16.09
	Subtest 5	18.50	17.85	17.88	17.87
DC-HSDPA	Subtest 1	18.00	17.30	17.35	17.38
	Subtest 2	17.00	16.80	16.87	16.85
	Subtest 3	16.50	16.39	16.47	16.46
	Subtest 4	16.50	16.40	16.47	16.48

Table 45: Conducted power measurement results of UMTS Band V (Reduced Power Level D1/D3)

UMTS Band V		Tune-up	Average Power (dBm)		
		Max.	4132CH	4182CH	4233CH
WCDMA	12.2kbps RMC	24.50	23.60	23.54	23.37
	12.2kbps AMR	24.50	23.50	23.55	23.57
HSDPA	Subtest 1	24.00	22.99	23.04	23.06
	Subtest 2	23.00	22.47	22.54	22.56
	Subtest 3	22.50	22.12	22.17	22.15
	Subtest 4	22.50	22.10	22.17	22.14
HSUPA	Subtest 1	24.50	20.47	20.26	20.62
	Subtest 2	24.50	19.85	20.59	20.85
	Subtest 3	24.50	20.22	20.43	20.77
	Subtest 4	24.50	19.09	18.84	19.00
	Subtest 5	24.50	20.54	20.57	20.57
DC-HSDPA	Subtest 1	24.00	22.99	23.05	23.05
	Subtest 2	23.00	22.47	22.54	22.59
	Subtest 3	22.50	22.11	22.18	22.14
	Subtest 4	22.50	22.10	22.17	22.15

Table 46: Conducted power measurement results of UMTS Band V (Full Power)

Note:

- 1) The bolded 12.2kbps RMC mode was selected for SAR testing (the primary mode).
- 2) Per KDB941225 D01, When the maximum output power and tune-up tolerance specified for production units in a Second mode is $\leq \frac{1}{4}$ dB higher than the primary mode or when the highest reported SAR of the primary mode is scaled by the ratio of specified maximum output power and tune-up tolerance of Second to primary mode and the adjusted SAR is ≤ 1.2 W/kg, SAR measurement is not required for the Second mode.

7.1.10 Conducted power measurements of UMTS Band V(Main antenna)

UMTS Band V		Tune-up	Average Power (dBm)		
		Max.	4132CH	4182CH	4233CH
WCDMA	12.2kbps RMC	25.00	23.70	23.52	23.40
	12.2kbps AMR	25.00	23.79	23.79	23.83
HSDPA	Subtest 1	24.50	23.27	23.33	23.32
	Subtest 2	23.50	22.76	22.80	22.79
	Subtest 3	23.00	22.40	22.44	22.42
	Subtest 4	23.00	22.38	22.44	22.40
HSUPA	Subtest 1	25.00	20.76	20.43	20.98
	Subtest 2	25.00	20.10	20.88	21.04
	Subtest 3	25.00	20.47	21.16	20.96
	Subtest 4	25.00	19.25	19.18	19.39
	Subtest 5	25.00	20.80	20.84	20.83
DC-HSDPA	Subtest 1	24.50	23.27	23.31	23.31
	Subtest 2	23.50	22.76	22.81	22.81
	Subtest 3	23.00	22.40	22.44	22.45
	Subtest 4	23.00	22.39	22.43	22.45

Table 47: Conducted power measurement results of UMTS Band V

Note:

- 1) The bolded 12.2kbps RMC mode was selected for SAR testing (the primary mode).
- 2) Per KDB941225 D01, When the maximum output power and tune-up tolerance specified for production units in a Second mode is $\leq \frac{1}{4}$ dB higher than the primary mode or when the highest reported SAR of the primary mode is scaled by the ratio of specified maximum output power and tune-up tolerance of Second to primary mode and the adjusted SAR is ≤ 1.2 W/kg, SAR measurement is not required for the Second mode.

7.1.11 Conducted power measurements of LTE Band 2(Second antenna)

Bandwidth	Modulation	RB size	RB offset	Tune-up	Channel	Channel	Channel
				Max.	18607CH	18900CH	19193CH
1.4MHz	QPSK	1	0	18.00	17.09	16.81	16.88
		1	3	18.00	17.10	16.96	16.76
		1	5	18.00	17.04	16.82	16.81
		3	0	18.00	16.81	16.80	16.72
		3	2	18.00	17.12	16.91	16.70
		3	3	18.00	16.92	16.78	16.85
		6	0	18.00	16.99	16.88	16.78
	16QAM	1	0	18.00	16.92	17.01	16.76
		1	3	18.00	16.94	17.05	16.97
		1	5	18.00	16.86	16.96	16.81
		3	0	18.00	16.91	16.75	16.56
		3	2	18.00	16.90	16.83	16.69
		3	3	18.00	16.96	16.79	16.69
		6	0	18.00	16.72	16.78	16.83
	64QAM	1	0	18.00	16.87	16.90	17.02
		1	3	18.00	16.85	16.88	16.86
		1	5	18.00	17.01	16.70	17.05
		3	0	18.00	16.83	16.75	16.82
		3	2	18.00	16.82	16.89	16.87
		3	3	18.00	16.98	16.94	16.92
		6	0	18.00	16.70	16.75	16.80
Bandwidth	Modulation	RB size	RB offset	Tune-up	Channel	Channel	Channel
3MHz	QPSK	1	0	18.00	17.08	16.71	16.77
		1	7	18.00	17.09	16.81	16.69
		1	14	18.00	17.07	16.70	16.72
		8	0	18.00	16.99	16.73	16.70
		8	4	18.00	16.89	16.76	16.73
		8	7	18.00	16.89	16.75	16.73
		15	0	18.00	17.08	16.87	16.89
	16QAM	1	0	18.00	16.96	16.90	17.00
		1	7	18.00	17.06	17.01	17.07
		1	14	18.00	16.84	16.93	16.74
		8	0	18.00	16.99	16.72	16.64
		8	4	18.00	17.05	16.92	16.73
		8	7	18.00	16.84	16.83	16.75
		15	0	18.00	16.93	16.81	16.62
	64QAM	1	0	18.00	16.83	16.73	16.83
		1	7	18.00	16.83	16.96	16.79
		1	14	18.00	16.86	16.85	16.70
		8	0	18.00	16.79	16.70	16.68
		8	4	18.00	16.84	16.63	16.69
		8	7	18.00	16.83	16.75	16.66
		15	0	18.00	16.96	16.88	16.82
Bandwidth	Modulation	RB size	RB offset	Tune-up	Channel	Channel	Channel
				Max.	18615CH	18900CH	19185CH

Bandwidth	Modulation	RB size	RB offset	Tune-up	Channel	Channel	Channel
				Max.	18625CH	18900CH	19175CH
5MHz	QPSK	1	0	18.00	17.04	16.72	16.71
		1	13	18.00	16.97	16.91	16.72
		1	24	18.00	16.98	16.90	16.73
		12	0	18.00	17.06	16.79	16.77
		12	6	18.00	17.05	16.74	16.77
		12	13	18.00	17.05	16.75	16.77
		25	0	18.00	16.93	16.90	16.87
	16QAM	1	0	18.00	17.31	16.95	16.93
		1	13	18.00	16.99	16.97	16.90
		1	24	18.00	16.99	16.91	17.13
		12	0	18.00	17.06	16.90	16.68
		12	6	18.00	16.74	16.84	16.80
		12	13	18.00	17.03	16.70	16.77
		25	0	18.00	16.97	16.83	16.75
	64QAM	1	0	18.00	16.74	16.66	17.12
		1	13	18.00	16.76	16.80	16.96
		1	24	18.00	16.88	16.49	16.98
		12	0	18.00	16.83	16.91	16.78
		12	6	18.00	16.91	16.91	16.65
		12	13	18.00	16.90	16.87	16.67
		25	0	18.00	16.99	16.89	16.66
Bandwidth	Modulation	RB size	RB offset	Tune-up	Channel	Channel	Channel
10MHz	QPSK	1	0	18.00	17.02	16.77	16.88
		1	25	18.00	17.17	16.72	16.87
		1	49	18.00	17.17	16.72	16.92
		25	0	18.00	17.07	16.90	16.91
		25	13	18.00	17.07	16.76	16.86
		25	25	18.00	16.87	16.88	16.92
		50	0	18.00	16.90	16.69	16.88
	16QAM	1	0	18.00	16.84	16.89	16.85
		1	25	18.00	16.87	16.73	16.82
		1	49	18.00	16.89	16.80	16.91
		25	0	18.00	17.02	16.64	16.85
		25	13	18.00	17.01	16.57	16.85
		25	25	18.00	16.97	16.57	16.84
		50	0	18.00	16.81	16.62	16.83
	64QAM	1	0	18.00	16.90	16.91	17.03
		1	25	18.00	17.08	16.70	17.03
		1	49	18.00	17.12	16.83	16.76
		25	0	18.00	16.96	16.67	16.70
		25	13	18.00	16.99	16.66	16.77
		25	25	18.00	17.00	16.65	16.74
		50	0	18.00	16.86	16.68	16.69
Bandwidth	Modulation	RB size	RB offset	Tune-up	Channel	Channel	Channel
				Max.	18650CH	18900CH	19150CH

Bandwidth	Modulation	RB size	RB offset	Tune-up	Channel	Channel	Channel
				Max.	18675CH	18900CH	19125CH
15MHz	QPSK	1	0	18.00	17.11	16.73	16.81
		1	38	18.00	17.09	16.97	16.79
		1	74	18.00	17.09	16.98	16.73
		36	0	18.00	17.07	16.75	16.77
		36	18	18.00	16.85	16.82	16.75
		36	39	18.00	16.89	16.76	16.66
		75	0	18.00	16.83	16.79	16.77
	16QAM	1	0	18.00	16.91	17.03	16.93
		1	38	18.00	16.90	16.88	16.82
		1	74	18.00	16.97	16.88	16.92
		36	0	18.00	16.79	16.72	16.67
		36	18	18.00	16.84	16.78	16.69
		36	39	18.00	16.78	16.72	16.69
		75	0	18.00	17.01	16.73	16.71
	64QAM	1	0	18.00	16.82	16.73	16.86
		1	38	18.00	16.71	16.84	16.61
		1	74	18.00	16.81	17.01	16.98
		36	0	18.00	16.74	16.68	16.76
		36	18	18.00	16.82	16.69	16.78
		36	39	18.00	16.81	16.76	16.79
		75	0	18.00	16.78	16.76	16.73
Bandwidth	Modulation	RB size	RB offset	Tune-up	Channel	Channel	Channel
20MHz	QPSK	1	0	18.00	17.22	17.09	16.88
		1	50	18.00	17.20	17.08	16.95
		1	99	18.00	17.21	16.92	16.93
		50	0	18.00	16.85	16.72	16.80
		50	25	18.00	16.84	16.71	16.97
		50	50	18.00	16.82	16.77	16.97
		100	0	18.00	16.89	16.77	16.99
	16QAM	1	0	18.00	16.97	17.17	17.22
		1	50	18.00	17.15	17.17	17.30
		1	99	18.00	17.09	17.09	17.37
		50	0	18.00	17.05	16.68	16.75
		50	25	18.00	17.07	16.67	16.78
		50	50	18.00	16.85	16.75	16.80
		100	0	18.00	16.84	16.77	16.66
	64QAM	1	0	18.00	17.10	17.16	17.31
		1	50	18.00	17.28	17.08	17.16
		1	99	18.00	17.21	17.08	17.20
		50	0	18.00	16.93	16.73	16.78
		50	25	18.00	16.93	16.72	16.81
		50	50	18.00	16.92	16.73	16.80
		100	0	18.00	16.82	16.83	16.78
Bandwidth	Modulation	RB size	RB offset	Tune-up	Channel	Channel	Channel
				Max.	18700CH	18900CH	19100CH

Table 48: Conducted power measurement results of LTE Band 2 (Reduced Power Level D1)

Bandwidth	Modulation	RB size	RB offset	Tune-up	Channel	Channel	Channel
				Max.	18607CH	18900CH	19193CH
1.4MHz	QPSK	1	0	23.00	21.89	21.93	21.72
		1	3	23.00	21.94	21.84	21.67
		1	5	23.00	21.89	21.88	21.58
		3	0	23.00	21.97	21.70	21.85
		3	2	23.00	21.94	21.74	21.81
		3	3	23.00	22.08	21.92	21.70
		6	0	22.00	21.39	21.33	21.21
	16QAM	1	0	22.00	21.36	21.34	21.15
		1	3	22.00	21.54	21.33	21.21
		1	5	22.00	21.44	21.34	21.24
		3	0	22.00	21.43	21.35	21.33
		3	2	22.00	21.58	21.37	21.33
		3	3	22.00	21.57	21.37	21.38
		6	0	21.50	20.37	20.33	20.22
	64QAM	1	0	21.50	20.40	20.55	20.20
		1	3	21.50	20.50	20.26	20.29
		1	5	21.50	20.57	20.33	20.10
		3	0	21.50	20.45	20.29	20.16
		3	2	21.50	20.49	20.36	20.08
		3	3	21.50	20.49	20.55	20.41
		6	0	20.50	19.31	19.43	19.16
Bandwidth	Modulation	RB size	RB offset	Tune-up	Channel	Channel	Channel
3MHz	QPSK	1	0	23.00	21.80	21.80	21.86
		1	7	23.00	21.93	21.71	21.87
		1	14	23.00	21.79	21.70	21.85
		8	0	22.50	21.34	21.29	21.39
		8	4	22.50	21.26	21.35	21.38
		8	7	22.50	21.24	21.35	21.39
		15	0	22.50	21.41	21.25	21.26
	16QAM	1	0	22.50	21.34	21.45	21.33
		1	7	22.50	21.35	21.30	21.37
		1	14	22.50	21.43	21.27	21.36
		8	0	21.50	20.31	20.30	20.34
		8	4	21.50	20.31	20.20	20.08
		8	7	21.50	20.23	20.16	20.13
		15	0	21.50	20.24	20.25	20.19
	64QAM	1	0	21.50	20.54	20.38	20.35
		1	7	21.50	20.63	20.52	20.16
		1	14	21.50	20.59	20.23	20.35
		8	0	20.50	19.24	19.30	19.14
		8	4	20.50	19.24	19.26	19.17
		8	7	20.50	19.26	19.31	19.20
		15	0	20.50	19.31	19.23	19.24
Bandwidth	Modulation	RB size	RB offset	Tune-up	Channel	Channel	Channel
				Max.	18615CH	18900CH	19185CH

Bandwidth	Modulation	RB size	RB offset	Tune-up	Channel	Channel	Channel
				Max.	18625CH	18900CH	19175CH
5MHz	QPSK	1	0	23.00	21.77	21.68	21.68
		1	13	23.00	22.09	21.62	21.60
		1	24	23.00	22.11	21.61	21.67
		12	0	22.50	21.38	21.28	21.33
		12	6	22.50	21.37	21.30	21.32
		12	13	22.50	21.37	21.28	21.28
		25	0	22.50	21.26	21.22	21.21
	16QAM	1	0	22.50	21.36	21.31	21.33
		1	13	22.50	21.64	21.25	21.29
		1	24	22.50	21.44	21.38	21.34
		12	0	21.50	20.33	20.24	20.24
		12	6	21.50	20.31	20.18	20.20
		12	13	21.50	20.35	20.26	20.21
		25	0	21.50	20.32	20.16	20.36
	64QAM	1	0	21.50	20.58	20.36	20.38
		1	13	21.50	20.43	20.33	20.23
		1	24	21.50	20.61	20.33	20.44
		12	0	20.50	19.26	19.31	19.25
		12	6	20.50	19.27	19.28	19.30
		12	13	20.50	19.27	19.27	19.31
		25	0	20.50	19.33	19.26	19.38
Bandwidth	Modulation	RB size	RB offset	Tune-up	Channel	Channel	Channel
10MHz	QPSK	1	0	23.00	22.08	21.66	21.70
		1	25	23.00	21.95	21.64	21.65
		1	49	23.00	21.94	21.71	21.70
		25	0	22.50	21.39	21.18	21.15
		25	13	22.50	21.37	21.14	21.16
		25	25	22.50	21.61	21.18	21.13
		50	0	22.50	21.29	21.25	21.16
	16QAM	1	0	22.50	21.52	21.22	21.06
		1	25	22.50	21.50	21.38	21.18
		1	49	22.50	21.45	21.39	21.32
		25	0	21.50	20.32	20.22	20.20
		25	13	21.50	20.30	20.22	20.21
		25	25	21.50	20.27	20.23	20.15
		50	0	21.50	20.22	20.25	20.17
	64QAM	1	0	21.50	20.43	20.75	20.36
		1	25	21.50	20.48	20.50	20.29
		1	49	21.50	20.41	20.51	20.33
		25	0	20.50	19.29	19.25	19.20
		25	13	20.50	19.27	19.23	19.27
		25	25	20.50	19.29	19.27	19.21
		50	0	20.50	19.28	19.34	19.26
Bandwidth	Modulation	RB size	RB offset	Tune-up	Channel	Channel	Channel
				Max.	18650CH	18900CH	19150CH

Bandwidth	Modulation	RB size	RB offset	Tune-up	Channel	Channel	Channel
				Max.	18675CH	18900CH	19125CH
15MHz	QPSK	1	0	23.00	21.79	21.73	21.81
		1	38	23.00	21.77	21.69	21.70
		1	74	23.00	21.78	21.65	21.73
		36	0	22.50	21.37	21.37	21.25
		36	18	22.50	21.63	21.37	21.23
		36	39	22.50	21.59	21.36	21.30
		75	0	22.50	21.37	21.23	21.29
	16QAM	1	0	22.50	21.50	21.33	21.43
		1	38	22.50	21.53	21.33	21.51
		1	74	22.50	21.50	21.39	21.45
		36	0	21.50	20.54	20.26	20.35
		36	18	21.50	20.53	20.44	20.35
		36	39	21.50	20.53	20.43	20.35
		75	0	21.50	20.49	20.20	20.37
	64QAM	1	0	21.50	20.54	20.41	20.49
		1	38	21.50	20.61	20.57	20.33
		1	74	21.50	20.35	20.48	20.23
		36	0	20.50	19.34	19.28	19.20
		36	18	20.50	19.54	19.29	19.22
		36	39	20.50	19.60	19.27	19.25
		75	0	20.50	19.50	19.20	19.22
Bandwidth	Modulation	RB size	RB offset	Tune-up	Channel	Channel	Channel
20MHz	QPSK	1	0	23.00	22.33	21.85	22.12
		1	50	23.00	22.32	21.91	22.17
		1	99	23.00	22.27	21.96	22.13
		50	0	22.50	21.55	21.35	21.22
		50	25	22.50	21.56	21.33	21.32
		50	50	22.50	21.56	21.33	21.31
		100	0	22.50	21.33	21.34	21.34
	16QAM	1	0	22.50	21.73	21.75	21.55
		1	50	22.50	21.72	21.72	21.57
		1	99	22.50	21.69	21.63	21.86
		50	0	21.50	20.39	20.39	20.13
		50	25	21.50	20.34	20.37	20.19
		50	50	21.50	20.20	20.36	20.18
		100	0	21.50	20.34	20.23	20.32
	64QAM	1	0	21.50	20.77	20.87	20.53
		1	50	21.50	20.38	20.74	20.44
		1	99	21.50	20.46	20.78	20.44
		50	0	20.50	19.32	19.43	19.17
		50	25	20.50	19.33	19.41	19.30
		50	50	20.50	19.36	19.43	19.27
		100	0	20.50	19.32	19.24	19.24
Bandwidth	Modulation	RB size	RB offset	Tune-up	Channel	Channel	Channel
20MHz	QPSK	1	0	23.00	22.33	21.85	22.12
		1	50	23.00	22.32	21.91	22.17
		1	99	23.00	22.27	21.96	22.13
		50	0	22.50	21.55	21.35	21.22
		50	25	22.50	21.56	21.33	21.32
		50	50	22.50	21.56	21.33	21.31
		100	0	22.50	21.33	21.34	21.34
	16QAM	1	0	22.50	21.73	21.75	21.55
		1	50	22.50	21.72	21.72	21.57
		1	99	22.50	21.69	21.63	21.86
		50	0	21.50	20.39	20.39	20.13
		50	25	21.50	20.34	20.37	20.19
		50	50	21.50	20.20	20.36	20.18
		100	0	21.50	20.34	20.23	20.32
	64QAM	1	0	21.50	20.77	20.87	20.53
		1	50	21.50	20.38	20.74	20.44
		1	99	21.50	20.46	20.78	20.44
		50	0	20.50	19.32	19.43	19.17
		50	25	20.50	19.33	19.41	19.30
		50	50	20.50	19.36	19.43	19.27
		100	0	20.50	19.32	19.24	19.24

Table 49: Conducted power measurement results of LTE Band 2 (Full Power)

Bandwidth	Modulation	RB size	RB offset	Tune-up	Channel	Channel	Channel
				Max.	18607CH	18900CH	19193CH
1.4MHz	QPSK	1	0	15.00	14.12	13.82	13.78
		1	3	15.00	14.09	13.91	13.75
		1	5	15.00	14.12	13.83	13.73
		3	0	15.00	14.10	13.89	13.78
		3	2	15.00	13.84	13.78	13.80
		3	3	15.00	14.04	13.86	13.67
		6	0	15.00	13.91	13.85	13.76
	16QAM	1	0	15.00	14.08	13.83	13.81
		1	3	15.00	14.01	13.83	13.90
		1	5	15.00	13.98	13.80	13.80
		3	0	15.00	13.87	13.67	13.88
		3	2	15.00	13.85	13.68	13.82
		3	3	15.00	13.85	13.66	13.79
		6	0	15.00	13.75	13.80	13.83
	64QAM	1	0	15.00	13.77	13.75	13.74
		1	3	15.00	14.11	13.72	13.79
		1	5	15.00	14.09	13.86	13.82
		3	0	15.00	13.84	13.99	13.93
		3	2	15.00	13.75	13.85	13.72
		3	3	15.00	13.94	13.83	13.75
		6	0	15.00	13.75	13.83	13.57
Bandwidth	Modulation	RB size	RB offset	Tune-up	Channel	Channel	Channel
3MHz	QPSK	1	0	15.00	13.98	13.71	13.75
		1	7	15.00	14.02	13.69	13.71
		1	14	15.00	13.96	13.69	13.74
		8	0	15.00	13.88	13.91	13.92
		8	4	15.00	14.01	13.73	13.96
		8	7	15.00	14.04	13.70	13.94
		15	0	15.00	14.10	13.98	13.76
	16QAM	1	0	15.00	14.07	13.81	13.94
		1	7	15.00	14.06	13.68	13.95
		1	14	15.00	14.16	13.81	13.92
		8	0	15.00	13.81	13.82	13.87
		8	4	15.00	13.85	13.73	13.84
		8	7	15.00	14.03	13.72	13.85
		15	0	15.00	14.02	13.90	13.66
	64QAM	1	0	15.00	14.07	14.04	13.79
		1	7	15.00	14.24	13.87	13.83
		1	14	15.00	14.37	13.76	13.95
		8	0	15.00	14.01	13.74	13.83
		8	4	15.00	13.98	13.70	13.92
		8	7	15.00	14.04	13.72	13.87
		15	0	15.00	13.98	13.93	13.57
Bandwidth	Modulation	RB size	RB offset	Tune-up	Channel	Channel	Channel
				Max.	18615CH	18900CH	19185CH

Bandwidth	Modulation	RB size	RB offset	Tune-up	Channel	Channel	Channel
				Max.	18625CH	18900CH	19175CH
5MHz	QPSK	1	0	15.00	14.02	13.96	13.72
		1	13	15.00	13.95	13.76	13.67
		1	24	15.00	13.96	13.76	13.76
		12	0	15.00	14.12	13.95	13.77
		12	6	15.00	14.18	13.93	13.81
		12	13	15.00	14.14	13.96	13.82
		25	0	15.00	14.06	13.77	13.90
	16QAM	1	0	15.00	14.01	13.95	13.76
		1	13	15.00	14.18	14.05	13.79
		1	24	15.00	14.22	14.12	14.13
		12	0	15.00	13.85	13.71	13.88
		12	6	15.00	14.03	13.73	13.83
		12	13	15.00	13.79	13.74	13.76
		25	0	15.00	13.81	13.94	13.60
	64QAM	1	0	15.00	13.79	13.78	13.68
		1	13	15.00	14.09	13.79	13.93
		1	24	15.00	14.17	14.13	13.88
		12	0	15.00	14.03	13.67	13.81
		12	6	15.00	14.00	13.71	13.89
		12	13	15.00	14.07	13.73	13.87
		25	0	15.00	14.03	13.96	13.90
Bandwidth	Modulation	RB size	RB offset	Tune-up	Channel	Channel	Channel
10MHz	QPSK	1	0	15.00	13.97	13.74	13.84
		1	25	15.00	14.15	13.73	13.85
		1	49	15.00	14.12	13.78	13.85
		25	0	15.00	14.16	13.88	13.79
		25	13	15.00	14.16	13.77	13.99
		25	25	15.00	14.06	13.73	13.78
		50	0	15.00	14.07	13.87	13.80
	16QAM	1	0	15.00	13.89	13.91	13.87
		1	25	15.00	13.87	13.92	13.78
		1	49	15.00	13.87	13.78	13.93
		25	0	15.00	13.84	13.67	13.84
		25	13	15.00	13.88	13.77	13.95
		25	25	15.00	14.06	13.78	13.89
		50	0	15.00	13.71	13.80	13.72
	64QAM	1	0	15.00	14.02	13.86	13.98
		1	25	15.00	13.92	13.90	13.80
		1	49	15.00	13.87	13.91	13.93
		25	0	15.00	14.03	13.72	13.90
		25	13	15.00	14.02	13.69	13.95
		25	25	15.00	14.04	13.71	13.91
		50	0	15.00	14.02	13.82	13.79

Bandwidth	Modulation	RB size	RB offset	Tune-up	Channel	Channel	Channel
				Max.	18675CH	18900CH	19125CH
15MHz	QPSK	1	0	15.00	14.10	13.87	13.96
		1	38	15.00	14.07	13.88	13.74
		1	74	15.00	14.05	13.86	13.65
		36	0	15.00	14.11	13.97	13.66
		36	18	15.00	14.01	14.02	13.73
		36	39	15.00	14.01	14.01	13.80
		75	0	15.00	14.04	13.94	13.81
	16QAM	1	0	15.00	14.04	14.13	14.05
		1	38	15.00	14.15	14.00	13.67
		1	74	15.00	14.06	14.09	13.59
		36	0	15.00	13.98	13.76	13.69
		36	18	15.00	13.98	13.86	13.71
		36	39	15.00	14.02	13.88	13.71
		75	0	15.00	13.91	13.89	13.70
	64QAM	1	0	15.00	13.92	13.80	13.78
		1	38	15.00	14.05	13.96	13.69
		1	74	15.00	14.00	14.10	13.64
		36	0	15.00	13.96	13.77	13.67
		36	18	15.00	14.04	13.79	13.61
		36	39	15.00	14.02	13.75	13.61
		75	0	15.00	13.85	13.90	13.74
Bandwidth	Modulation	RB size	RB offset	Tune-up	Channel	Channel	Channel
20MHz	QPSK	1	0	15.00	14.23	14.20	13.93
		1	50	15.00	14.24	14.19	14.02
		1	99	15.00	14.23	14.05	14.00
		50	0	15.00	13.95	14.00	14.00
		50	25	15.00	13.98	14.01	14.01
		50	50	15.00	13.97	13.97	14.00
		100	0	15.00	14.10	13.84	13.78
	16QAM	1	0	15.00	14.21	14.34	14.07
		1	50	15.00	14.28	14.31	14.31
		1	99	15.00	14.35	14.28	14.08
		50	0	15.00	14.14	13.82	13.71
		50	25	15.00	14.12	13.80	13.90
		50	50	15.00	13.87	13.79	13.93
		100	0	15.00	14.03	13.86	13.69
	64QAM	1	0	15.00	14.40	14.08	14.01
		1	50	15.00	14.04	14.32	13.85
		1	99	15.00	14.02	14.05	14.02
		50	0	15.00	14.11	13.85	13.79
		50	25	15.00	14.08	13.84	13.93
		50	50	15.00	13.97	13.84	13.91
		100	0	15.00	13.99	13.88	13.88
Bandwidth	Modulation	RB size	RB offset	Tune-up	Channel	Channel	Channel
20MHz	QPSK	1	0	15.00	18700CH	18900CH	19100CH
		1	50	15.00	14.23	14.20	13.93
		1	99	15.00	14.24	14.19	14.02
		50	0	15.00	14.23	14.05	14.00
		50	25	15.00	13.95	14.00	14.00
		50	50	15.00	13.98	14.01	14.01
		100	0	15.00	13.97	13.97	14.00
	16QAM	1	0	15.00	14.10	13.84	13.78
		1	0	15.00	14.21	14.34	14.07
		1	50	15.00	14.28	14.31	14.31
		1	99	15.00	14.35	14.28	14.08
		50	0	15.00	14.14	13.82	13.71
		50	25	15.00	14.12	13.80	13.90
		50	50	15.00	13.87	13.79	13.93
	64QAM	100	0	15.00	14.03	13.86	13.69
		1	0	15.00	14.40	14.08	14.01
		1	50	15.00	14.04	14.32	13.85
		1	99	15.00	14.02	14.05	14.02
		50	0	15.00	14.11	13.85	13.79
		50	25	15.00	14.08	13.84	13.93
		50	50	15.00	13.97	13.84	13.91
100	0	15.00	13.99	13.88	13.88		

Table 50: Conducted power measurement results of LTE Band 2 (Reduced Power Level D3)

Bandwidth	Modulation	RB size	RB offset	Tune-up	Channel	Channel	Channel
				Max.	18607CH	18900CH	19193CH
1.4MHz	QPSK	1	0	20.00	18.98	19.02	18.95
		1	3	20.00	19.01	18.86	18.82
		1	5	20.00	18.89	19.00	18.80
		3	0	20.00	19.01	18.98	18.79
		3	2	20.00	18.99	18.85	18.80
		3	3	20.00	19.11	18.96	18.92
		6	0	20.00	19.02	18.88	18.88
	16QAM	1	0	20.00	18.96	18.90	18.85
		1	3	20.00	19.10	18.83	19.09
		1	5	20.00	18.93	19.03	18.92
		3	0	20.00	18.91	18.83	18.76
		3	2	20.00	19.03	18.95	18.72
		3	3	20.00	18.93	18.85	18.84
		6	0	20.00	18.86	18.82	18.68
	64QAM	1	0	20.00	18.97	18.84	18.64
		1	3	20.00	18.82	19.09	18.72
		1	5	20.00	18.95	19.01	18.84
		3	0	20.00	18.94	19.03	18.92
		3	2	20.00	18.81	18.93	18.79
		3	3	20.00	19.00	18.93	18.88
		6	0	20.00	18.74	18.95	18.76
Bandwidth	Modulation	RB size	RB offset	Tune-up	Channel	Channel	Channel
3MHz	QPSK	1	0	20.00	18.83	18.99	18.94
		1	7	20.00	18.93	18.97	18.89
		1	14	20.00	18.85	19.00	18.92
		8	0	20.00	19.07	18.93	18.71
		8	4	20.00	18.93	18.76	18.72
		8	7	20.00	18.93	18.79	18.70
		15	0	20.00	19.06	18.86	18.90
	16QAM	1	0	20.00	19.05	19.02	18.97
		1	7	20.00	18.92	18.95	18.84
		1	14	20.00	18.88	19.09	18.97
		8	0	20.00	19.07	18.89	18.89
		8	4	20.00	19.07	18.71	18.67
		8	7	20.00	18.92	18.76	18.71
		15	0	20.00	18.98	18.84	18.78
	64QAM	1	0	20.00	19.20	18.89	18.84
		1	7	20.00	19.26	18.92	18.85
		1	14	20.00	19.20	18.86	18.98
		8	0	20.00	18.87	18.78	18.67
		8	4	20.00	18.90	18.76	18.67
		8	7	20.00	18.98	18.77	18.73
		15	0	20.00	18.97	18.77	18.74

Bandwidth	Modulation	RB size	RB offset	Tune-up	Channel	Channel	Channel
				Max.	18625CH	18900CH	19175CH
5MHz	QPSK	1	0	20.00	18.86	18.97	18.96
		1	13	20.00	19.10	18.87	18.90
		1	24	20.00	19.15	18.87	18.94
		12	0	20.00	19.07	18.95	18.74
		12	6	20.00	19.09	18.93	18.99
		12	13	20.00	19.09	18.92	18.93
		25	0	20.00	18.98	18.90	18.90
	16QAM	1	0	20.00	19.36	19.06	19.18
		1	13	20.00	18.82	19.02	18.98
		1	24	20.00	18.89	19.21	18.97
		12	0	20.00	19.03	18.69	18.75
		12	6	20.00	18.84	18.75	18.68
		12	13	20.00	19.06	18.87	18.68
		25	0	20.00	18.95	18.89	18.72
	64QAM	1	0	20.00	18.79	19.09	19.05
		1	13	20.00	18.88	18.84	18.74
		1	24	20.00	18.83	18.92	19.01
		12	0	20.00	18.90	18.75	18.75
		12	6	20.00	18.92	18.80	18.83
		12	13	20.00	18.91	18.74	18.88
		25	0	20.00	19.00	18.76	18.83
Bandwidth	Modulation	RB size	RB offset	Tune-up	Channel	Channel	Channel
10MHz	QPSK	1	0	20.00	19.12	18.95	18.89
		1	25	20.00	18.99	18.97	18.95
		1	49	20.00	19.06	18.98	18.94
		25	0	20.00	19.09	18.90	18.84
		25	13	20.00	19.06	18.78	18.80
		25	25	20.00	18.90	18.89	18.85
		50	0	20.00	18.96	18.91	18.74
	16QAM	1	0	20.00	19.24	19.03	19.00
		1	25	20.00	19.42	19.18	19.02
		1	49	20.00	18.86	19.05	19.07
		25	0	20.00	19.04	18.74	18.70
		25	13	20.00	19.02	18.75	18.72
		25	25	20.00	18.97	18.74	18.71
		50	0	20.00	18.75	18.65	18.72
	64QAM	1	0	20.00	19.11	19.22	18.81
		1	25	20.00	19.22	18.87	19.06
		1	49	20.00	19.41	18.92	19.08
		25	0	20.00	19.04	18.74	18.69
		25	13	20.00	19.04	18.78	18.77
		25	25	20.00	19.05	18.77	18.73
		50	0	20.00	18.85	18.89	18.77

Bandwidth	Modulation	RB size	RB offset	Tune-up	Channel	Channel	Channel
				Max.	18675CH	18900CH	19125CH
15MHz	QPSK	1	0	20.00	18.85	19.00	18.92
		1	38	20.00	18.85	18.98	18.78
		1	74	20.00	18.86	18.96	18.78
		36	0	20.00	19.10	19.00	18.78
		36	18	20.00	19.19	18.96	18.79
		36	39	20.00	19.18	18.99	18.85
		75	0	20.00	18.88	18.82	18.88
	16QAM	1	0	20.00	18.95	19.12	18.95
		1	38	20.00	18.86	19.09	19.10
		1	74	20.00	18.92	19.14	18.94
		36	0	20.00	19.05	18.86	18.85
		36	18	20.00	19.07	18.94	18.88
		36	39	20.00	19.06	18.94	18.90
		75	0	20.00	19.07	18.75	18.79
	64QAM	1	0	20.00	18.93	18.96	18.97
		1	38	20.00	18.79	19.18	18.89
		1	74	20.00	18.92	19.12	19.01
		36	0	20.00	18.78	18.84	18.69
		36	18	20.00	19.01	18.85	18.68
		36	39	20.00	18.98	18.86	18.70
		75	0	20.00	18.91	18.76	18.71
Bandwidth	Modulation	RB size	RB offset	Tune-up	Channel	Channel	Channel
20MHz	QPSK	1	0	20.00	19.01	19.14	19.10
		1	50	20.00	18.97	19.10	19.12
		1	99	20.00	18.94	19.21	19.17
		50	0	20.00	19.13	18.95	18.90
		50	25	20.00	19.17	18.94	18.87
		50	50	20.00	19.16	18.96	18.88
		100	0	20.00	18.90	18.98	19.00
	16QAM	1	0	20.00	19.05	19.24	19.22
		1	50	20.00	19.26	19.21	19.27
		1	99	20.00	19.22	19.26	19.22
		50	0	20.00	18.89	18.91	18.79
		50	25	20.00	18.89	18.88	18.89
		50	50	20.00	18.91	18.89	18.90
		100	0	20.00	18.87	18.77	18.90
	64QAM	1	0	20.00	19.11	19.03	19.01
		1	50	20.00	19.13	19.09	18.97
		1	99	20.00	19.04	19.00	19.07
		50	0	20.00	19.02	18.90	18.76
		50	25	20.00	19.03	18.88	18.91
		50	50	20.00	19.02	18.92	18.95
		100	0	20.00	18.77	18.78	18.72
Bandwidth	Modulation	RB size	RB offset	Tune-up	Channel	Channel	Channel
				Max.	18700CH	18900CH	19100CH

Table 51: Conducted power measurement results of LTE Band 2 (Reduced Power Level D2)

7.1.12 Conducted power measurements of LTE Band 2(Main antenna)

Bandwidth	Modulation	RB size	RB offset	Tune-up	Channel	Channel	Channel	
				Max.	18607CH	18900CH	19193CH	
1.4MHz	QPSK	1	0	24.50	23.10	23.02	22.86	
		1	3	24.50	23.08	23.00	22.94	
		1	5	24.50	23.12	23.00	22.83	
		3	0	24.50	23.17	22.84	22.99	
		3	2	24.50	23.15	22.82	22.98	
		3	3	24.50	23.14	22.82	22.97	
	16QAM	6	0	23.50	22.20	21.92	21.99	
		1	0	23.50	22.04	21.98	21.90	
		1	3	23.50	22.10	22.16	21.88	
		1	5	23.50	22.35	22.04	22.08	
		3	0	23.50	22.06	21.84	22.06	
		3	2	23.50	22.26	21.87	21.80	
	64QAM	3	3	23.50	22.20	21.84	22.00	
		6	0	22.50	21.07	20.91	21.01	
		1	0	22.50	21.43	20.99	21.15	
		1	3	22.50	21.39	21.08	20.87	
		1	5	22.50	21.26	21.04	21.22	
		3	0	22.50	21.12	20.91	20.99	
	3MHz	QPSK	3	2	22.50	21.36	20.90	20.85
			3	3	22.50	21.27	20.83	21.02
			6	0	21.50	20.01	19.99	20.09
1			0	24.50	23.05	22.82	22.83	
1			7	24.50	22.98	22.79	22.80	
1			14	24.50	23.11	22.82	22.71	
16QAM		8	0	23.50	21.98	21.92	21.83	
		8	4	23.50	21.98	21.92	21.89	
		8	7	23.50	22.00	21.92	21.85	
		15	0	23.50	22.30	21.95	21.92	
		1	0	23.50	22.10	22.20	22.04	
		1	7	23.50	22.11	22.09	21.79	
64QAM	1	14	23.50	22.21	22.10	21.88		
	8	0	22.50	20.98	20.95	20.80		
	8	4	22.50	21.02	20.98	20.91		
	8	7	22.50	21.01	20.93	20.85		
	15	0	22.50	20.91	20.94	20.87		
	1	0	22.50	21.20	21.06	21.08		
64QAM	1	7	22.50	21.39	20.96	20.89		
	1	14	22.50	20.91	21.15	21.01		
	8	0	21.50	20.03	20.11	19.96		
	8	4	21.50	20.05	20.00	19.97		
	8	7	21.50	19.97	20.00	19.97		
	15	0	21.50	20.07	19.92	20.11		

Bandwidth	Modulation	RB size	RB offset	Tune-up	Channel	Channel	Channel
				Max.	18625CH	18900CH	19175CH
5MHz	QPSK	1	0	24.50	23.03	22.97	22.75
		1	13	24.50	23.03	22.87	22.82
		1	24	24.50	23.08	22.83	22.82
		12	0	23.50	22.10	21.90	21.84
		12	6	23.50	21.99	21.89	21.86
		12	13	23.50	22.05	21.87	21.88
		25	0	23.50	22.05	21.91	21.90
	16QAM	1	0	23.50	22.33	22.00	22.19
		1	13	23.50	22.38	22.21	21.90
		1	24	23.50	22.46	22.14	22.04
		12	0	22.50	21.10	20.87	20.84
		12	6	22.50	20.98	20.92	20.79
		12	13	22.50	21.04	20.86	20.81
		25	0	22.50	20.96	20.94	20.84
	64QAM	1	0	22.50	21.11	21.06	21.10
		1	13	22.50	21.17	21.04	21.09
		1	24	22.50	20.96	20.95	21.36
		12	0	21.50	20.03	20.03	20.11
		12	6	21.50	20.04	20.03	20.10
		12	13	21.50	20.09	19.98	20.09
		25	0	21.50	19.89	20.11	20.12
Bandwidth	Modulation	RB size	RB offset	Tune-up	Channel	Channel	Channel
10MHz	QPSK	1	0	24.50	23.07	23.03	22.82
		1	25	24.50	23.10	23.00	22.87
		1	49	24.50	23.07	23.04	22.86
		25	0	23.50	22.07	21.91	22.05
		25	13	23.50	22.13	21.91	22.07
		25	25	23.50	22.08	21.92	22.06
		50	0	23.50	22.24	22.06	21.90
	16QAM	1	0	23.50	22.13	21.94	22.03
		1	25	23.50	22.36	22.09	21.98
		1	49	23.50	22.07	21.96	22.01
		25	0	22.50	21.00	20.86	21.09
		25	13	22.50	21.03	20.90	20.89
		25	25	22.50	21.03	20.90	20.90
		50	0	22.50	21.14	20.80	20.93
	64QAM	1	0	22.50	21.38	21.12	20.95
		1	25	22.50	21.32	21.06	21.19
		1	49	22.50	21.29	21.06	21.26
		25	0	21.50	20.01	19.93	19.94
		25	13	21.50	20.02	20.02	19.96
		25	25	21.50	20.05	19.98	19.90
		50	0	21.50	20.20	20.09	19.98

Bandwidth	Modulation	RB size	RB offset	Tune-up	Channel	Channel	Channel
				Max.	18675CH	18900CH	19125CH
15MHz	QPSK	1	0	24.50	23.04	22.97	23.06
		1	38	24.50	23.12	22.84	22.85
		1	74	24.50	23.01	22.86	22.81
		36	0	23.50	22.28	22.07	22.04
		36	18	23.50	22.32	21.90	22.03
		36	39	23.50	22.32	21.89	21.88
		75	0	23.50	22.07	22.11	21.85
	16QAM	1	0	23.50	22.18	22.09	21.74
		1	38	23.50	22.23	22.22	22.16
		1	74	23.50	22.16	21.98	21.99
		36	0	22.50	21.24	20.87	20.83
		36	18	22.50	21.25	20.85	20.81
		36	39	22.50	21.25	20.87	20.79
		75	0	22.50	21.02	21.11	21.04
	64QAM	1	0	22.50	21.10	20.95	21.10
		1	38	22.50	21.45	21.08	21.42
		1	74	22.50	21.27	21.23	21.15
		36	0	21.50	20.30	20.12	19.86
		36	18	21.50	20.26	20.13	19.91
		36	39	21.50	20.32	20.12	19.85
		75	0	21.50	20.04	20.15	19.93
Bandwidth	Modulation	RB size	RB offset	Tune-up	Channel	Channel	Channel
20MHz	QPSK	1	0	24.50	23.31	23.08	23.24
		1	50	24.50	23.30	23.07	23.07
		1	99	24.50	23.33	23.07	23.12
		50	0	23.50	22.34	21.88	21.98
		50	25	23.50	22.33	22.02	21.96
		50	50	23.50	22.30	21.90	21.98
		100	0	23.50	21.94	21.91	21.99
	16QAM	1	0	23.50	22.50	22.38	22.22
		1	50	23.50	22.59	22.23	22.47
		1	99	23.50	22.71	22.46	22.14
		50	0	22.50	21.26	20.82	21.04
		50	25	22.50	21.25	20.89	21.03
		50	50	22.50	21.28	20.90	20.92
		100	0	22.50	21.08	20.89	20.79
	64QAM	1	0	22.50	21.67	21.33	21.37
		1	50	22.50	21.53	21.39	21.31
		1	99	22.50	21.47	21.33	21.39
		50	0	21.50	20.34	19.97	20.19
		50	25	21.50	20.34	19.99	20.22
		50	50	21.50	20.30	19.95	20.18
		100	0	21.50	20.12	19.98	20.05
Bandwidth	Modulation	RB size	RB offset	Tune-up	Channel	Channel	Channel
20MHz	QPSK	1	0	24.50	23.31	23.08	23.24
		1	50	24.50	23.30	23.07	23.07
		1	99	24.50	23.33	23.07	23.12
		50	0	23.50	22.34	21.88	21.98
		50	25	23.50	22.33	22.02	21.96
		50	50	23.50	22.30	21.90	21.98
		100	0	23.50	21.94	21.91	21.99
	16QAM	1	0	23.50	22.50	22.38	22.22
		1	50	23.50	22.59	22.23	22.47
		1	99	23.50	22.71	22.46	22.14
		50	0	22.50	21.26	20.82	21.04
		50	25	22.50	21.25	20.89	21.03
		50	50	22.50	21.28	20.90	20.92
		100	0	22.50	21.08	20.89	20.79
	64QAM	1	0	22.50	21.67	21.33	21.37
		1	50	22.50	21.53	21.39	21.31
		1	99	22.50	21.47	21.33	21.39
		50	0	21.50	20.34	19.97	20.19
		50	25	21.50	20.34	19.99	20.22
		50	50	21.50	20.30	19.95	20.18
		100	0	21.50	20.12	19.98	20.05

Table 52: Conducted power measurement results of LTE Band 2 (Full Power)

Bandwidth	Modulation	RB size	RB offset	Tune-up	Channel	Channel	Channel	
				Max.	18607CH	18900CH	19193CH	
1.4MHz	QPSK	1	0	23.50	22.28	21.92	21.91	
		1	3	23.50	22.29	21.88	22.04	
		1	5	23.50	22.28	21.91	21.93	
		3	0	23.50	22.34	22.01	22.08	
		3	2	23.50	22.32	22.01	22.07	
		3	3	23.50	22.26	22.00	22.08	
		6	0	23.50	22.17	21.92	21.99	
	16QAM	1	0	23.50	22.12	22.03	21.63	
		1	3	23.50	22.19	21.98	21.95	
		1	5	23.50	22.02	21.92	22.06	
		3	0	23.50	22.04	21.80	21.87	
		3	2	23.50	22.19	21.88	21.86	
		3	3	23.50	22.22	21.82	22.06	
		6	0	22.50	21.00	20.88	20.99	
	64QAM	1	0	22.50	21.19	21.06	21.06	
		1	3	22.50	21.14	20.95	21.15	
		1	5	22.50	21.11	21.02	20.94	
		3	0	22.50	21.13	20.90	21.01	
		3	2	22.50	21.27	20.88	20.99	
		3	3	22.50	21.09	21.01	21.00	
		6	0	21.50	20.05	19.94	20.12	
Bandwidth	Modulation	RB size	RB offset	Tune-up	Channel	Channel	Channel	
3MHz	QPSK	1	0	23.50	22.18	21.99	21.88	
		1	7	23.50	22.23	22.00	21.86	
		1	14	23.50	22.19	22.02	21.81	
		8	0	23.50	21.99	21.92	21.83	
		8	4	23.50	22.03	21.91	21.88	
		8	7	23.50	21.97	21.93	21.84	
		15	0	23.50	21.98	21.93	21.92	
	16QAM	1	0	23.50	21.86	22.06	22.13	
		1	7	23.50	22.16	21.99	21.72	
		1	14	23.50	22.07	21.96	22.06	
		8	0	22.50	20.99	20.88	20.90	
		8	4	22.50	20.87	20.91	20.83	
		8	7	22.50	21.07	20.89	20.85	
		15	0	22.50	20.93	20.92	20.89	
	64QAM	1	0	22.50	21.04	21.21	21.04	
		1	7	22.50	21.23	21.01	21.10	
		1	14	22.50	21.13	21.11	21.12	
		8	0	21.50	20.00	20.04	19.92	
		8	4	21.50	20.09	20.06	19.90	
		8	7	21.50	20.03	20.06	19.94	
		15	0	21.50	20.03	19.93	20.11	
	Bandwidth	Modulation	RB size	RB offset	Tune-up	Channel	Channel	Channel
					Max.	18615CH	18900CH	19185CH

Bandwidth	Modulation	RB size	RB offset	Tune-up	Channel	Channel	Channel
				Max.	18625CH	18900CH	19175CH
5MHz	QPSK	1	0	23.50	22.15	21.85	21.83
		1	13	23.50	22.18	21.93	21.83
		1	24	23.50	22.14	21.97	21.80
		12	0	23.50	22.08	21.88	21.84
		12	6	23.50	22.03	21.88	21.84
		12	13	23.50	22.04	21.90	21.84
		25	0	23.50	22.06	21.91	21.90
	16QAM	1	0	23.50	22.33	22.01	21.99
		1	13	23.50	22.38	22.00	22.01
		1	24	23.50	22.25	22.19	22.13
		12	0	22.50	21.09	20.87	20.80
		12	6	22.50	21.03	20.88	20.84
		12	13	22.50	21.07	20.86	20.80
		25	0	22.50	21.04	20.87	20.83
	64QAM	1	0	22.50	21.27	20.91	21.22
		1	13	22.50	21.35	21.02	21.13
		1	24	22.50	21.31	21.16	21.27
		12	0	21.50	19.97	20.01	20.15
		12	6	21.50	20.00	20.03	20.15
		12	13	21.50	20.11	20.06	20.07
		25	0	21.50	19.92	20.13	20.09
Bandwidth	Modulation	RB size	RB offset	Tune-up	Channel	Channel	Channel
10MHz	QPSK	1	0	23.50	22.31	21.92	21.88
		1	25	23.50	22.30	21.87	21.92
		1	49	23.50	22.27	21.92	21.89
		25	0	23.50	22.07	21.90	22.04
		25	13	23.50	22.14	21.93	22.06
		25	25	23.50	22.04	21.87	22.06
		50	0	23.50	22.24	22.05	21.92
	16QAM	1	0	23.50	22.19	21.94	21.89
		1	25	23.50	22.30	21.94	22.08
		1	49	23.50	22.27	21.83	21.92
		25	0	22.50	21.05	20.86	21.10
		25	13	22.50	21.00	20.94	20.89
		25	25	22.50	21.03	20.88	20.92
		50	0	22.50	21.23	20.79	20.93
	64QAM	1	0	22.50	21.29	21.10	21.31
		1	25	22.50	21.25	21.18	21.18
		1	49	22.50	21.07	20.94	21.07
		25	0	21.50	20.00	19.98	19.94
		25	13	21.50	19.98	19.99	19.97
		25	25	21.50	20.05	19.97	19.91
		50	0	21.50	20.23	20.08	19.96

Bandwidth	Modulation	RB size	RB offset	Tune-up	Channel	Channel	Channel
				Max.	18675CH	18900CH	19125CH
15MHz	QPSK	1	0	23.50	22.27	21.86	21.86
		1	38	23.50	22.29	21.97	21.92
		1	74	23.50	22.30	21.94	21.89
		36	0	23.50	22.26	22.07	22.03
		36	18	23.50	22.28	21.84	22.03
		36	39	23.50	22.32	21.85	21.85
		75	0	23.50	22.06	22.09	21.87
	16QAM	1	0	23.50	22.14	21.90	22.02
		1	38	23.50	22.14	22.06	21.95
		1	74	23.50	22.26	22.16	21.83
		36	0	22.50	21.27	20.89	20.79
		36	18	22.50	21.27	20.87	20.83
		36	39	22.50	21.27	20.86	20.87
		75	0	22.50	21.01	21.07	21.03
	64QAM	1	0	22.50	21.23	21.08	21.18
		1	38	22.50	21.15	21.07	21.22
		1	74	22.50	21.45	21.21	21.31
		36	0	21.50	20.31	20.15	19.89
		36	18	21.50	20.35	20.13	19.96
		36	39	21.50	20.32	20.09	19.84
		75	0	21.50	20.05	20.14	19.88
Bandwidth	Modulation	RB size	RB offset	Tune-up	Channel	Channel	Channel
20MHz	QPSK	1	0	23.50	22.43	22.14	22.07
		1	50	23.50	22.44	22.14	22.14
		1	99	23.50	22.44	22.12	22.22
		50	0	23.50	22.06	21.92	21.96
		50	25	23.50	22.34	22.02	21.97
		50	50	23.50	22.34	21.85	21.97
		100	0	23.50	22.12	21.89	21.99
	16QAM	1	0	23.50	22.49	22.41	22.18
		1	50	23.50	22.53	22.10	22.18
		1	99	23.50	22.41	22.46	22.31
		50	0	22.50	21.29	20.85	21.02
		50	25	22.50	21.25	20.87	21.03
		50	50	22.50	21.27	20.87	20.92
		100	0	22.50	21.08	20.88	20.78
	64QAM	1	0	22.50	21.45	21.48	21.41
		1	50	22.50	21.50	21.32	21.54
		1	99	22.50	21.38	21.49	21.53
		50	0	21.50	20.33	20.00	20.17
		50	25	21.50	20.34	19.96	20.13
		50	50	21.50	20.32	19.93	20.15
		100	0	21.50	20.12	20.00	20.06
Bandwidth	Modulation	RB size	RB offset	Tune-up	Channel	Channel	Channel
				Max.	18700CH	18900CH	19100CH

Table 53: Conducted power measurement results of LTE Band 2 (Reduced Power Level D2/D4)

Bandwidth	Modulation	RB size	RB offset	Tune-up	Channel	Channel	Channel	
				Max.	18607CH	18900CH	19193CH	
1.4MHz	QPSK	1	0	21.50	20.21	20.14	20.07	
		1	3	21.50	20.20	20.15	19.95	
		1	5	21.50	20.24	20.16	20.07	
		3	0	21.50	20.28	19.97	19.97	
		3	2	21.50	20.28	19.98	19.98	
		3	3	21.50	20.27	19.97	19.96	
		6	0	21.50	20.19	20.06	19.97	
	16QAM	1	0	21.50	20.26	20.08	20.25	
		1	3	21.50	20.30	20.16	20.07	
		1	5	21.50	20.18	20.12	20.02	
		3	0	21.50	20.28	20.03	20.01	
		3	2	21.50	20.06	20.01	20.05	
		3	3	21.50	20.12	20.05	20.00	
		6	0	21.50	20.20	20.04	20.02	
	64QAM	1	0	21.50	20.40	20.11	20.12	
		1	3	21.50	20.29	20.24	19.93	
		1	5	21.50	20.41	20.19	20.06	
		3	0	21.50	20.36	20.17	19.96	
		3	2	21.50	20.15	20.08	20.03	
		3	3	21.50	20.42	20.20	20.12	
		6	0	21.50	19.97	19.91	20.17	
Bandwidth	Modulation	RB size	RB offset	Tune-up	Channel	Channel	Channel	
3MHz	QPSK	1	0	21.50	20.15	20.03	19.95	
		1	7	21.50	20.06	20.01	19.91	
		1	14	21.50	20.16	20.04	19.93	
		8	0	21.50	20.09	20.00	19.97	
		8	4	21.50	20.11	20.00	20.09	
		8	7	21.50	20.11	20.01	19.97	
		15	0	21.50	20.05	20.10	20.08	
	16QAM	1	0	21.50	20.29	20.12	20.05	
		1	7	21.50	20.26	20.14	19.90	
		1	14	21.50	20.10	20.16	20.02	
		8	0	21.50	20.06	19.99	19.86	
		8	4	21.50	20.10	19.96	19.95	
		8	7	21.50	20.16	20.01	19.84	
		15	0	21.50	20.04	20.07	19.90	
	64QAM	1	0	21.50	20.36	20.44	20.01	
		1	7	21.50	20.44	20.22	19.98	
		1	14	21.50	20.20	20.05	20.18	
		8	0	21.50	20.03	20.10	19.94	
		8	4	21.50	20.06	20.05	19.97	
		8	7	21.50	20.05	20.00	19.98	
		15	0	21.50	20.03	20.01	20.12	
	Bandwidth	Modulation	RB size	RB offset	Tune-up	Channel	Channel	Channel
					Max.	18615CH	18900CH	19185CH

Bandwidth	Modulation	RB size	RB offset	Tune-up	Channel	Channel	Channel
				Max.	18625CH	18900CH	19175CH
5MHz	QPSK	1	0	21.50	20.11	20.06	19.90
		1	13	21.50	20.11	20.02	19.89
		1	24	21.50	20.10	20.02	19.89
		12	0	21.50	20.17	19.96	19.93
		12	6	21.50	20.14	19.96	19.93
		12	13	21.50	20.14	19.95	19.93
		25	0	21.50	20.12	19.98	20.10
	16QAM	1	0	21.50	20.67	20.22	19.98
		1	13	21.50	20.58	20.15	20.02
		1	24	21.50	20.63	20.22	20.16
		12	0	21.50	20.13	19.93	19.89
		12	6	21.50	20.10	19.91	19.87
		12	13	21.50	20.11	19.91	19.89
		25	0	21.50	20.09	19.96	19.90
	64QAM	1	0	21.50	20.22	19.92	20.06
		1	13	21.50	20.27	20.28	20.15
		1	24	21.50	20.43	20.09	20.31
		12	0	21.50	20.07	20.00	20.14
		12	6	21.50	20.04	19.98	20.16
		12	13	21.50	20.10	20.00	20.08
		25	0	21.50	19.91	20.11	20.17
Bandwidth	Modulation	RB size	RB offset	Tune-up	Channel	Channel	Channel
10MHz	QPSK	1	0	21.50	20.29	20.00	20.12
		1	25	21.50	20.27	20.00	20.08
		1	49	21.50	20.30	19.92	19.99
		25	0	21.50	20.14	20.07	20.10
		25	13	21.50	20.23	20.05	20.14
		25	25	21.50	20.12	19.97	20.15
		50	0	21.50	20.26	20.19	19.98
	16QAM	1	0	21.50	20.43	20.13	20.05
		1	25	21.50	20.24	20.31	19.99
		1	49	21.50	20.30	19.99	20.21
		25	0	21.50	20.07	19.97	20.08
		25	13	21.50	20.07	20.06	19.94
		25	25	21.50	20.07	20.03	19.90
		50	0	21.50	20.20	19.87	20.01
	64QAM	1	0	21.50	20.42	20.04	20.20
		1	25	21.50	20.35	20.05	20.19
		1	49	21.50	20.31	20.17	20.13
		25	0	21.50	20.04	19.95	19.95
		25	13	21.50	20.00	19.98	19.97
		25	25	21.50	20.05	19.94	19.90
		50	0	21.50	20.23	20.07	19.99
Bandwidth	Modulation	RB size	RB offset	Tune-up	Channel	Channel	Channel
				Max.	18650CH	18900CH	19150CH

Bandwidth	Modulation	RB size	RB offset	Tune-up	Channel	Channel	Channel
				Max.	18675CH	18900CH	19125CH
15MHz	QPSK	1	0	21.50	20.27	19.94	20.09
		1	38	21.50	20.25	20.08	20.01
		1	74	21.50	20.26	20.10	19.96
		36	0	21.50	20.35	20.21	20.07
		36	18	21.50	20.36	19.94	20.07
		36	39	21.50	20.34	19.98	19.91
		75	0	21.50	20.25	20.16	19.93
	16QAM	1	0	21.50	20.11	20.06	20.14
		1	38	21.50	20.34	20.15	20.23
		1	74	21.50	20.37	20.20	20.24
		36	0	21.50	20.30	19.93	19.88
		36	18	21.50	20.38	19.92	19.80
		36	39	21.50	20.29	19.92	19.85
		75	0	21.50	20.08	20.08	19.98
	64QAM	1	0	21.50	20.17	20.04	20.05
		1	38	21.50	20.46	19.95	20.22
		1	74	21.50	20.45	20.13	20.25
		36	0	21.50	20.30	20.12	19.86
		36	18	21.50	20.30	20.11	19.89
		36	39	21.50	20.30	20.12	19.85
		75	0	21.50	20.07	20.15	19.88
Bandwidth	Modulation	RB size	RB offset	Tune-up	Channel	Channel	Channel
20MHz	QPSK	1	0	21.50	20.41	20.34	20.31
		1	50	21.50	20.42	20.25	20.10
		1	99	21.50	20.41	20.35	20.19
		50	0	21.50	20.35	19.97	20.11
		50	25	21.50	20.36	20.18	20.11
		50	50	21.50	20.35	19.95	20.11
		100	0	21.50	20.25	20.00	20.09
	16QAM	1	0	21.50	20.67	20.59	20.43
		1	50	21.50	20.69	20.45	20.39
		1	99	21.50	20.67	20.36	20.49
		50	0	21.50	20.23	19.91	20.10
		50	25	21.50	20.26	19.95	20.08
		50	50	21.50	20.28	19.92	19.94
		100	0	21.50	20.17	19.97	19.82
	64QAM	1	0	21.50	20.71	20.63	20.34
		1	50	21.50	20.72	20.40	20.60
		1	99	21.50	20.74	20.40	20.58
		50	0	21.50	20.31	19.99	20.17
		50	25	21.50	20.32	19.92	20.23
		50	50	21.50	20.37	19.93	20.19
		100	0	21.50	20.13	20.01	20.05
Bandwidth	Modulation	RB size	RB offset	Tune-up	Channel	Channel	Channel
20MHz	QPSK	1	0	21.50	20.41	20.34	20.31
		1	50	21.50	20.42	20.25	20.10
		1	99	21.50	20.41	20.35	20.19
		50	0	21.50	20.35	19.97	20.11
		50	25	21.50	20.36	20.18	20.11
		50	50	21.50	20.35	19.95	20.11
		100	0	21.50	20.25	20.00	20.09
	16QAM	1	0	21.50	20.67	20.59	20.43
		1	50	21.50	20.69	20.45	20.39
		1	99	21.50	20.67	20.36	20.49
		50	0	21.50	20.23	19.91	20.10
		50	25	21.50	20.26	19.95	20.08
		50	50	21.50	20.28	19.92	19.94
		100	0	21.50	20.17	19.97	19.82
	64QAM	1	0	21.50	20.71	20.63	20.34
		1	50	21.50	20.72	20.40	20.60
		1	99	21.50	20.74	20.40	20.58
		50	0	21.50	20.31	19.99	20.17
		50	25	21.50	20.32	19.92	20.23
		50	50	21.50	20.37	19.93	20.19
		100	0	21.50	20.13	20.01	20.05

Table 54: Conducted power measurement results of LTE Band 2 (Reduced Power Level D6/D8/D10)

Bandwidth	Modulation	RB size	RB offset	Tune-up	Channel	Channel	Channel
				Max.	18607CH	18900CH	19193CH
1.4MHz	QPSK	1	0	20.50	19.21	19.13	19.07
		1	3	20.50	19.24	19.16	19.12
		1	5	20.50	19.20	19.18	19.01
		3	0	20.50	19.26	18.99	18.94
		3	2	20.50	19.26	18.99	18.93
		3	3	20.50	19.25	18.98	18.94
		6	0	20.50	19.25	19.02	18.94
	16QAM	1	0	20.50	19.23	19.07	19.16
		1	3	20.50	19.29	19.02	19.13
		1	5	20.50	19.19	19.06	18.97
		3	0	20.50	19.10	18.97	18.94
		3	2	20.50	19.07	18.96	19.09
		3	3	20.50	19.12	18.98	19.03
		6	0	20.50	19.11	19.09	18.91
	64QAM	1	0	20.50	19.43	19.27	19.33
		1	3	20.50	19.19	19.24	19.14
		1	5	20.50	19.09	19.20	19.17
		3	0	20.50	19.33	19.02	19.17
		3	2	20.50	19.12	18.97	19.06
		3	3	20.50	19.25	18.94	19.18
		6	0	20.50	19.18	19.04	18.89
Bandwidth	Modulation	RB size	RB offset	Tune-up	Channel	Channel	Channel
3MHz	QPSK	1	0	20.50	19.15	19.10	18.98
		1	7	20.50	19.24	19.05	18.87
		1	14	20.50	19.09	19.08	18.97
		8	0	20.50	19.09	18.97	18.95
		8	4	20.50	19.12	18.97	19.08
		8	7	20.50	19.07	18.97	18.92
		15	0	20.50	19.02	19.05	19.08
	16QAM	1	0	20.50	19.17	19.18	18.85
		1	7	20.50	19.17	19.25	19.02
		1	14	20.50	19.10	19.23	19.11
		8	0	20.50	19.13	19.02	18.93
		8	4	20.50	19.09	18.98	18.96
		8	7	20.50	19.08	19.00	18.93
		15	0	20.50	19.03	19.05	18.93
	64QAM	1	0	20.50	19.38	19.17	19.11
		1	7	20.50	19.42	19.25	19.23
		1	14	20.50	19.17	19.39	19.08
		8	0	20.50	19.17	19.15	19.00
		8	4	20.50	19.12	19.15	19.04
		8	7	20.50	19.11	19.14	18.94
		15	0	20.50	19.11	19.03	19.15

Bandwidth	Modulation	RB size	RB offset	Tune-up	Channel	Channel	Channel
				Max.	18625CH	18900CH	19175CH
5MHz	QPSK	1	0	20.50	19.17	19.14	18.95
		1	13	20.50	19.13	19.06	18.93
		1	24	20.50	19.12	19.00	18.94
		12	0	20.50	19.16	18.96	18.96
		12	6	20.50	19.11	18.99	18.97
		12	13	20.50	19.11	18.97	18.99
		25	0	20.50	19.13	19.00	19.12
	16QAM	1	0	20.50	19.51	19.01	19.12
		1	13	20.50	19.72	19.20	19.08
		1	24	20.50	19.39	19.15	19.04
		12	0	20.50	19.14	18.94	19.05
		12	6	20.50	19.08	18.95	19.00
		12	13	20.50	19.08	18.94	18.99
		25	0	20.50	19.07	18.91	19.06
	64QAM	1	0	20.50	19.08	19.19	19.10
		1	13	20.50	19.53	19.00	19.30
		1	24	20.50	19.33	19.05	19.12
		12	0	20.50	19.10	19.08	19.18
		12	6	20.50	19.10	19.15	19.17
		12	13	20.50	19.17	19.07	19.13
		25	0	20.50	18.95	19.14	19.19
Bandwidth	Modulation	RB size	RB offset	Tune-up	Channel	Channel	Channel
10MHz	QPSK	1	0	20.50	19.28	19.02	19.10
		1	25	20.50	19.28	19.01	19.09
		1	49	20.50	19.25	19.03	19.00
		25	0	20.50	19.13	19.02	19.20
		25	13	20.50	19.16	19.03	19.19
		25	25	20.50	19.13	18.96	19.12
		50	0	20.50	19.27	19.16	19.00
	16QAM	1	0	20.50	19.34	19.02	19.08
		1	25	20.50	19.28	19.20	19.26
		1	49	20.50	19.40	19.01	19.27
		25	0	20.50	19.08	18.97	19.13
		25	13	20.50	19.05	19.04	18.94
		25	25	20.50	19.06	19.02	18.93
		50	0	20.50	19.17	18.88	19.06
	64QAM	1	0	20.50	19.64	19.27	19.12
		1	25	20.50	19.42	19.12	19.13
		1	49	20.50	19.22	19.25	19.13
		25	0	20.50	19.11	19.09	18.99
		25	13	20.50	19.09	19.10	18.96
		25	25	20.50	19.11	19.12	18.94
		50	0	20.50	19.21	19.13	19.02
Bandwidth	Modulation	RB size	RB offset	Tune-up	Channel	Channel	Channel
				Max.	18650CH	18900CH	19150CH

Bandwidth	Modulation	RB size	RB offset	Tune-up	Channel	Channel	Channel
				Max.	18675CH	18900CH	19125CH
15MHz	QPSK	1	0	20.50	19.26	19.11	19.15
		1	38	20.50	19.25	19.07	18.94
		1	74	20.50	19.24	19.10	18.98
		36	0	20.50	19.34	19.18	19.15
		36	18	20.50	19.37	18.96	19.12
		36	39	20.50	19.35	18.96	18.93
		75	0	20.50	19.28	19.16	19.06
	16QAM	1	0	20.50	19.15	18.95	19.04
		1	38	20.50	19.36	19.20	19.31
		1	74	20.50	19.05	19.20	19.11
		36	0	20.50	19.35	18.95	18.91
		36	18	20.50	19.36	18.97	18.91
		36	39	20.50	19.32	18.99	18.91
		75	0	20.50	19.18	19.10	19.06
	64QAM	1	0	20.50	19.51	19.17	19.26
		1	38	20.50	19.48	19.01	19.54
		1	74	20.50	19.36	19.36	19.32
		36	0	20.50	19.38	19.17	18.89
		36	18	20.50	19.41	19.10	18.94
		36	39	20.50	19.40	19.12	18.89
		75	0	20.50	19.12	19.16	18.94
Bandwidth	Modulation	RB size	RB offset	Tune-up	Channel	Channel	Channel
20MHz	QPSK	1	0	20.50	19.42	19.29	19.34
		1	50	20.50	19.43	19.30	19.12
		1	99	20.50	19.41	19.30	19.21
		50	0	20.50	19.17	19.00	19.11
		50	25	20.50	19.44	19.14	19.11
		50	50	20.50	19.42	18.97	19.11
		100	0	20.50	19.27	18.98	19.13
	16QAM	1	0	20.50	19.48	19.58	19.64
		1	50	20.50	19.48	19.41	19.32
		1	99	20.50	19.57	19.50	19.22
		50	0	20.50	19.29	18.94	19.15
		50	25	20.50	19.33	18.98	19.14
		50	50	20.50	19.34	18.94	19.08
		100	0	20.50	19.20	18.99	18.91
	64QAM	1	0	20.50	19.47	19.53	19.36
		1	50	20.50	19.43	19.55	19.51
		1	99	20.50	19.41	19.42	19.32
		50	0	20.50	19.32	18.99	19.21
		50	25	20.50	19.31	18.97	19.19
		50	50	20.50	19.34	19.01	19.27
		100	0	20.50	19.19	19.04	19.12
Bandwidth	Modulation	RB size	RB offset	Tune-up	Channel	Channel	Channel
				Max.	18700CH	18900CH	19100CH

Table 55: Conducted power measurement results of LTE Band 2 (Reduced Power Level D7)

7.1.13 Conducted power measurements of LTE Band 4(Second antenna)

Bandwidth	Modulation	RB size	RB offset	Tune-up	Channel	Channel	Channel	
				Max.	19957CH	20175CH	20393CH	
1.4MHz	QPSK	1	0	17.50	16.10	16.07	16.36	
		1	3	17.50	16.17	16.09	16.27	
		1	5	17.50	16.07	16.06	16.38	
		3	0	17.50	16.13	16.15	16.29	
		3	2	17.50	16.11	16.15	16.31	
		3	3	17.50	16.09	16.15	16.30	
	16QAM	6	0	17.50	16.12	16.33	16.32	
		1	0	17.50	16.37	16.09	16.34	
		1	3	17.50	16.15	16.23	16.39	
		1	5	17.50	16.15	16.32	16.22	
		3	0	17.50	16.08	16.09	16.17	
		3	2	17.50	16.02	16.18	16.17	
	64QAM	3	3	17.50	16.14	16.21	16.27	
		6	0	17.50	15.98	16.12	16.30	
		1	0	17.50	16.01	16.32	16.35	
		1	3	17.50	16.09	16.26	16.43	
		1	5	17.50	16.08	16.24	16.38	
		3	0	17.50	16.09	16.17	16.22	
	3MHz	QPSK	3	2	17.50	16.03	16.21	16.34
			3	3	17.50	16.05	16.10	16.19
			6	0	17.50	15.91	16.11	16.01
1			0	17.50	16.20	16.15	16.13	
1			7	17.50	16.20	16.18	16.28	
1			14	17.50	16.19	16.14	16.30	
8			0	17.50	16.22	16.31	16.15	
16QAM		8	4	17.50	16.22	16.35	16.15	
		8	7	17.50	16.21	16.30	16.12	
		15	0	17.50	16.21	16.35	16.32	
		1	0	17.50	16.31	16.24	16.44	
		1	7	17.50	16.07	16.56	16.28	
		1	14	17.50	16.03	16.26	16.31	
		8	0	17.50	15.99	16.04	16.30	
64QAM		8	4	17.50	15.91	16.02	16.14	
	8	7	17.50	16.02	15.96	16.28		
	15	0	17.50	15.91	16.24	16.27		
	1	0	17.50	16.19	16.09	16.27		
	1	7	17.50	16.13	16.14	16.36		
	1	14	17.50	16.05	16.13	16.60		
	8	0	17.50	16.02	16.16	16.11		
	8	4	17.50	15.94	16.21	16.12		
8	7	17.50	16.01	16.16	16.15			
15	0	17.50	15.89	16.28	16.07			

Bandwidth	Modulation	RB size	RB offset	Tune-up	Channel	Channel	Channel
				Max.	19975CH	20175CH	20375CH
5MHz	QPSK	1	0	17.50	16.23	16.11	16.31
		1	13	17.50	16.19	16.13	16.32
		1	24	17.50	16.14	16.14	16.30
		12	0	17.50	16.20	16.30	16.13
		12	6	17.50	16.21	16.32	16.14
		12	13	17.50	16.25	16.29	16.14
		25	0	17.50	16.22	16.32	16.11
	16QAM	1	0	17.50	16.26	16.28	16.46
		1	13	17.50	16.40	16.39	16.50
		1	24	17.50	16.27	16.20	16.36
		12	0	17.50	16.00	16.23	16.28
		12	6	17.50	16.00	16.26	16.24
		12	13	17.50	16.00	16.29	16.29
		25	0	17.50	15.98	16.20	16.21
	64QAM	1	0	17.50	16.20	16.18	16.36
		1	13	17.50	16.33	16.31	16.27
		1	24	17.50	16.10	16.16	16.36
		12	0	17.50	15.94	16.09	16.26
		12	6	17.50	15.96	16.15	16.17
		12	13	17.50	15.95	16.16	16.25
		25	0	17.50	16.02	16.27	16.06
Bandwidth	Modulation	RB size	RB offset	Tune-up	Channel	Channel	Channel
10MHz	QPSK	1	0	17.50	16.07	16.15	16.35
		1	25	17.50	16.27	16.10	16.36
		1	49	17.50	16.02	16.14	16.37
		25	0	17.50	16.01	16.32	16.15
		25	13	17.50	16.33	16.33	16.12
		25	25	17.50	16.02	16.33	16.15
		50	0	17.50	16.06	16.28	16.14
	16QAM	1	0	17.50	16.25	16.25	16.31
		1	25	17.50	16.23	16.26	16.41
		1	49	17.50	16.29	16.10	16.32
		25	0	17.50	16.03	16.23	16.38
		25	13	17.50	16.05	16.26	16.36
		25	25	17.50	16.14	16.30	16.33
		50	0	17.50	16.09	16.22	16.09
	64QAM	1	0	17.50	16.25	16.46	16.44
		1	25	17.50	16.33	16.50	16.58
		1	49	17.50	16.20	16.46	16.56
		25	0	17.50	16.09	16.27	16.22
		25	13	17.50	16.13	16.32	16.22
		25	25	17.50	16.10	16.27	16.25
		50	0	17.50	16.12	16.31	16.23
Bandwidth	Modulation	RB size	RB offset	Tune-up	Channel	Channel	Channel
				Max.	20000CH	20175CH	20350CH

Bandwidth	Modulation	RB size	RB offset	Tune-up	Channel	Channel	Channel
				Max.	20025CH	20175CH	20325CH
15MHz	QPSK	1	0	17.50	16.15	16.18	16.51
		1	38	17.50	16.16	16.20	16.51
		1	74	17.50	16.17	16.17	16.51
		36	0	17.50	16.37	16.39	16.47
		36	18	17.50	16.41	16.40	16.47
		36	39	17.50	16.39	16.41	16.47
		75	0	17.50	16.33	16.44	16.44
	16QAM	1	0	17.50	16.47	16.24	16.58
		1	38	17.50	16.45	16.30	16.44
		1	74	17.50	16.52	16.31	16.55
		36	0	17.50	16.19	16.32	16.38
		36	18	17.50	16.18	16.37	16.40
		36	39	17.50	16.16	16.32	16.41
		75	0	17.50	16.13	16.33	16.42
	64QAM	1	0	17.50	16.19	16.25	16.47
		1	38	17.50	16.26	16.33	16.40
		1	74	17.50	16.55	16.32	16.68
		36	0	17.50	16.12	16.20	16.38
		36	18	17.50	16.13	16.26	16.37
		36	39	17.50	16.14	16.25	16.38
		75	0	17.50	16.11	16.36	16.25
Bandwidth	Modulation	RB size	RB offset	Tune-up	Channel	Channel	Channel
20MHz	QPSK	1	0	17.50	16.39	16.54	16.61
		1	50	17.50	16.62	16.55	16.60
		1	99	17.50	16.41	16.54	16.60
		50	0	17.50	16.26	16.41	16.49
		50	25	17.50	16.27	16.42	16.51
		50	50	17.50	16.24	16.41	16.48
		100	0	17.50	16.28	16.50	16.44
	16QAM	1	0	17.50	16.74	16.73	16.79
		1	50	17.50	16.68	16.78	16.81
		1	99	17.50	16.80	16.92	16.88
		50	0	17.50	16.18	16.36	16.26
		50	25	17.50	16.10	16.30	16.44
		50	50	17.50	16.17	16.33	16.23
		100	0	17.50	16.21	16.20	16.34
	64QAM	1	0	17.50	16.63	16.40	16.96
		1	50	17.50	16.46	16.45	16.57
		1	99	17.50	16.60	16.62	16.67
		50	0	17.50	16.19	16.20	16.27
		50	25	17.50	16.19	16.19	16.26
		50	50	17.50	16.23	16.22	16.29
		100	0	17.50	16.30	16.19	16.25
Bandwidth	Modulation	RB size	RB offset	Tune-up	Channel	Channel	Channel
20MHz	QPSK	1	0	17.50	16.39	16.54	16.61
		1	50	17.50	16.62	16.55	16.60
		1	99	17.50	16.41	16.54	16.60
		50	0	17.50	16.26	16.41	16.49
		50	25	17.50	16.27	16.42	16.51
		50	50	17.50	16.24	16.41	16.48
		100	0	17.50	16.28	16.50	16.44
	16QAM	1	0	17.50	16.74	16.73	16.79
		1	50	17.50	16.68	16.78	16.81
		1	99	17.50	16.80	16.92	16.88
		50	0	17.50	16.18	16.36	16.26
		50	25	17.50	16.10	16.30	16.44
		50	50	17.50	16.17	16.33	16.23
		100	0	17.50	16.21	16.20	16.34
	64QAM	1	0	17.50	16.63	16.40	16.96
		1	50	17.50	16.46	16.45	16.57
		1	99	17.50	16.60	16.62	16.67
		50	0	17.50	16.19	16.20	16.27
		50	25	17.50	16.19	16.19	16.26
		50	50	17.50	16.23	16.22	16.29
		100	0	17.50	16.30	16.19	16.25

Table 56: Conducted power measurement results of LTE Band 4 (Reduced Power Level D1)

Bandwidth	Modulation	RB size	RB offset	Tune-up	Channel	Channel	Channel
				Max.	19957CH	20175CH	20393CH
1.4MHz	QPSK	1	0	24.00	22.72	22.70	22.77
		1	3	24.00	22.52	22.80	22.66
		1	5	24.00	22.75	22.70	22.83
		3	0	24.00	22.76	22.52	22.71
		3	2	24.00	22.75	22.52	22.72
		3	3	24.00	22.73	22.52	22.73
		6	0	23.00	21.76	21.72	21.87
	16QAM	1	0	23.00	21.64	21.68	21.76
		1	3	23.00	21.57	21.83	21.77
		1	5	23.00	21.78	21.71	21.89
		3	0	23.00	21.75	21.93	21.69
		3	2	23.00	21.76	21.84	21.60
		3	3	23.00	21.80	21.85	21.74
		6	0	22.00	20.52	20.81	20.74
	64QAM	1	0	22.00	20.66	20.62	20.69
		1	3	22.00	20.63	20.82	20.90
		1	5	22.00	20.66	20.96	20.82
		3	0	22.00	20.72	20.80	20.90
		3	2	22.00	20.72	20.78	20.84
		3	3	22.00	20.68	20.88	20.64
		6	0	21.00	19.67	19.75	19.69
Bandwidth	Modulation	RB size	RB offset	Tune-up	Channel	Channel	Channel
3MHz	QPSK	1	0	24.00	22.67	22.52	22.64
		1	7	24.00	22.70	22.52	22.56
		1	14	24.00	22.62	22.48	22.54
		8	0	23.00	21.38	21.52	21.63
		8	4	23.00	21.39	21.53	21.61
		8	7	23.00	21.39	21.55	21.57
		15	0	23.00	21.53	21.60	21.61
	16QAM	1	0	23.00	21.73	21.62	21.67
		1	7	23.00	21.76	21.53	21.70
		1	14	23.00	21.71	21.62	21.80
		8	0	22.00	20.41	20.56	20.60
		8	4	22.00	20.36	20.55	20.54
		8	7	22.00	20.33	20.60	20.61
		15	0	22.00	20.53	20.76	20.54
	64QAM	1	0	22.00	20.84	20.72	20.58
		1	7	22.00	20.92	20.88	20.69
		1	14	22.00	20.84	20.90	20.78
		8	0	21.00	19.39	19.52	19.59
		8	4	21.00	19.74	19.53	19.62
		8	7	21.00	19.41	19.54	19.59
		15	0	21.00	19.51	19.56	19.68

Bandwidth	Modulation	RB size	RB offset	Tune-up	Channel	Channel	Channel
				Max.	19975CH	20175CH	20375CH
5MHz	QPSK	1	0	24.00	22.70	22.74	22.56
		1	13	24.00	22.70	22.48	22.61
		1	24	24.00	22.71	22.50	22.55
		12	0	23.00	21.70	21.55	21.65
		12	6	23.00	21.70	21.57	21.65
		12	13	23.00	21.42	21.56	21.67
		25	0	23.00	21.50	21.61	21.61
	16QAM	1	0	23.00	21.97	21.76	21.88
		1	13	23.00	21.87	21.76	21.79
		1	24	23.00	21.88	21.95	21.69
		12	0	22.00	20.67	20.81	20.64
		12	6	22.00	20.65	20.48	20.62
		12	13	22.00	20.35	20.51	20.61
		25	0	22.00	20.48	20.73	20.53
	64QAM	1	0	22.00	20.46	21.04	20.75
		1	13	22.00	20.50	20.63	20.86
		1	24	22.00	20.53	20.84	20.80
		12	0	21.00	19.66	19.55	19.69
		12	6	21.00	19.71	19.60	19.64
		12	13	21.00	19.69	19.55	19.68
		25	0	21.00	19.50	19.54	19.61
Bandwidth	Modulation	RB size	RB offset	Tune-up	Channel	Channel	Channel
10MHz	QPSK	1	0	24.00	22.59	22.67	22.70
		1	25	24.00	22.44	22.68	22.66
		1	49	24.00	22.55	22.64	22.68
		25	0	23.00	21.65	21.63	21.68
		25	13	23.00	21.50	21.64	21.62
		25	25	23.00	21.64	21.61	21.62
		50	0	23.00	21.48	21.53	21.61
	16QAM	1	0	23.00	21.56	21.66	21.68
		1	25	23.00	21.57	21.79	21.81
		1	49	23.00	21.50	21.66	21.80
		25	0	22.00	20.54	20.54	20.62
		25	13	22.00	20.52	20.59	20.60
		25	25	22.00	20.46	20.54	20.64
		50	0	22.00	20.48	20.69	20.66
	64QAM	1	0	22.00	20.62	21.00	20.99
		1	25	22.00	20.69	20.88	20.93
		1	49	22.00	20.95	20.84	20.95
		25	0	21.00	19.60	19.79	19.68
		25	13	21.00	19.61	19.59	19.68
		25	25	21.00	19.62	19.78	19.75
		50	0	21.00	19.53	19.80	19.63
Bandwidth	Modulation	RB size	RB offset	Tune-up	Channel	Channel	Channel
				Max.	20000CH	20175CH	20350CH

Bandwidth	Modulation	RB size	RB offset	Tune-up	Channel	Channel	Channel
				Max.	20025CH	20175CH	20325CH
15MHz	QPSK	1	0	24.00	22.65	22.68	22.85
		1	38	24.00	22.67	22.71	22.85
		1	74	24.00	22.61	22.71	22.84
		36	0	23.00	21.72	21.69	21.69
		36	18	23.00	21.71	21.67	21.66
		36	39	23.00	21.71	21.67	21.67
		75	0	23.00	21.65	21.70	21.76
	16QAM	1	0	23.00	21.61	21.95	22.02
		1	38	23.00	21.72	21.81	21.90
		1	74	23.00	21.75	21.83	21.96
		36	0	22.00	20.54	20.61	20.69
		36	18	22.00	20.58	20.64	20.69
		36	39	22.00	20.54	20.68	20.70
		75	0	22.00	20.76	20.81	20.74
	64QAM	1	0	22.00	20.69	20.90	20.88
		1	38	22.00	20.71	20.97	20.98
		1	74	22.00	20.65	20.93	20.84
		36	0	21.00	19.60	19.62	19.70
		36	18	21.00	19.57	19.70	19.74
		36	39	21.00	19.63	19.63	19.69
		75	0	21.00	19.65	19.81	19.73
Bandwidth	Modulation	RB size	RB offset	Tune-up	Channel	Channel	Channel
20MHz	QPSK	1	0	24.00	22.71	22.85	22.79
		1	50	24.00	22.69	22.87	22.78
		1	99	24.00	22.72	22.91	22.76
		50	0	23.00	21.70	21.73	21.84
		50	25	23.00	21.71	21.76	21.82
		50	50	23.00	21.70	21.73	21.82
		100	0	23.00	21.86	21.74	21.92
	16QAM	1	0	23.00	22.03	21.96	22.41
		1	50	23.00	22.02	21.99	22.40
		1	99	23.00	22.03	22.14	22.40
		50	0	22.00	20.65	20.68	20.71
		50	25	22.00	20.69	20.57	20.72
		50	50	22.00	20.64	20.57	20.66
		100	0	22.00	20.89	20.69	20.84
	64QAM	1	0	22.00	20.75	21.12	20.98
		1	50	22.00	20.91	21.26	20.92
		1	99	22.00	20.84	20.99	20.84
		50	0	21.00	19.65	19.65	19.71
		50	25	21.00	19.65	19.60	19.72
		50	50	21.00	19.65	19.90	19.73
		100	0	21.00	19.76	19.70	19.81
Bandwidth	Modulation	RB size	RB offset	Tune-up	Channel	Channel	Channel
20MHz	QPSK	1	0	24.00	22.71	22.85	22.79
		1	50	24.00	22.69	22.87	22.78
		1	99	24.00	22.72	22.91	22.76
		50	0	23.00	21.70	21.73	21.84
		50	25	23.00	21.71	21.76	21.82
		50	50	23.00	21.70	21.73	21.82
		100	0	23.00	21.86	21.74	21.92
	16QAM	1	0	23.00	22.03	21.96	22.41
		1	50	23.00	22.02	21.99	22.40
		1	99	23.00	22.03	22.14	22.40
		50	0	22.00	20.65	20.68	20.71
		50	25	22.00	20.69	20.57	20.72
		50	50	22.00	20.64	20.57	20.66
		100	0	22.00	20.89	20.69	20.84
	64QAM	1	0	22.00	20.75	21.12	20.98
		1	50	22.00	20.91	21.26	20.92
		1	99	22.00	20.84	20.99	20.84
		50	0	21.00	19.65	19.65	19.71
		50	25	21.00	19.65	19.60	19.72
		50	50	21.00	19.65	19.90	19.73
		100	0	21.00	19.76	19.70	19.81

Table 57: Conducted power measurement results of LTE Band 4 (Full Power)

Bandwidth	Modulation	RB size	RB offset	Tune-up	Channel	Channel	Channel
				Max.	19957CH	20175CH	20393CH
1.4MHz	QPSK	1	0	14.50	13.02	13.25	13.28
		1	3	14.50	13.11	13.12	13.19
		1	5	14.50	13.08	13.22	13.32
		3	0	14.50	13.04	13.16	13.24
		3	2	14.50	13.05	13.17	13.23
		3	3	14.50	13.02	13.18	13.24
		6	0	14.50	13.05	13.29	13.37
	16QAM	1	0	14.50	13.45	13.18	13.16
		1	3	14.50	13.30	13.28	13.27
		1	5	14.50	13.19	13.35	13.16
		3	0	14.50	13.19	13.10	13.08
		3	2	14.50	13.18	13.02	13.04
		3	3	14.50	13.13	13.08	13.37
		6	0	14.50	13.23	13.13	13.34
	64QAM	1	0	14.50	13.27	13.33	13.47
		1	3	14.50	13.22	13.16	13.56
		1	5	14.50	13.33	13.15	13.27
		3	0	14.50	13.12	13.09	13.35
		3	2	14.50	13.15	13.14	13.31
		3	3	14.50	13.10	13.11	13.14
		6	0	14.50	13.08	13.21	13.34
Bandwidth	Modulation	RB size	RB offset	Tune-up	Channel	Channel	Channel
3MHz	QPSK	1	0	14.50	13.11	13.14	13.28
		1	7	14.50	13.12	13.14	13.27
		1	14	14.50	13.08	13.12	13.27
		8	0	14.50	13.21	13.29	13.20
		8	4	14.50	13.28	13.34	13.19
		8	7	14.50	13.21	13.31	13.08
		15	0	14.50	13.24	13.31	13.35
	16QAM	1	0	14.50	13.23	13.39	13.25
		1	7	14.50	13.34	13.34	13.34
		1	14	14.50	13.31	13.21	13.53
		8	0	14.50	13.15	12.99	13.28
		8	4	14.50	13.23	13.03	13.37
		8	7	14.50	13.19	13.02	13.34
		15	0	14.50	12.99	13.32	13.29
	64QAM	1	0	14.50	13.36	13.17	13.52
		1	7	14.50	13.25	13.25	13.33
		1	14	14.50	13.49	13.01	13.48
		8	0	14.50	13.19	13.05	13.28
		8	4	14.50	13.18	13.37	13.36
		8	7	14.50	13.27	13.13	13.33
		15	0	14.50	13.20	13.23	13.30
Bandwidth	Modulation	RB size	RB offset	Tune-up	Channel	Channel	Channel
				Max.	19965CH	20175CH	20385CH

Bandwidth	Modulation	RB size	RB offset	Tune-up	Channel	Channel	Channel
				Max.	19975CH	20175CH	20375CH
5MHz	QPSK	1	0	14.50	13.23	13.12	13.31
		1	13	14.50	13.21	13.12	13.31
		1	24	14.50	13.11	13.12	13.29
		12	0	14.50	13.24	13.25	13.16
		12	6	14.50	13.25	13.34	13.16
		12	13	14.50	13.28	13.24	13.17
		25	0	14.50	13.26	13.29	13.34
	16QAM	1	0	14.50	13.58	13.52	13.50
		1	13	14.50	13.35	13.55	13.43
		1	24	14.50	13.33	13.57	13.42
		12	0	14.50	13.16	13.23	13.39
		12	6	14.50	13.19	13.32	13.33
		12	13	14.50	13.23	13.25	13.34
		25	0	14.50	13.09	13.23	13.23
	64QAM	1	0	14.50	13.32	13.11	13.40
		1	13	14.50	13.42	13.38	13.48
		1	24	14.50	13.27	13.23	13.60
		12	0	14.50	13.20	13.22	13.16
		12	6	14.50	13.21	13.31	13.19
		12	13	14.50	13.23	13.12	13.18
		25	0	14.50	13.20	13.28	13.27
Bandwidth	Modulation	RB size	RB offset	Tune-up	Channel	Channel	Channel
10MHz	QPSK	1	0	14.50	13.26	13.37	13.21
		1	25	14.50	13.20	13.38	13.22
		1	49	14.50	13.25	13.29	13.23
		25	0	14.50	13.27	13.36	13.41
		25	13	14.50	13.27	13.32	13.39
		25	25	14.50	13.28	13.36	13.38
		50	0	14.50	13.34	13.25	13.15
	16QAM	1	0	14.50	13.29	13.29	13.27
		1	25	14.50	13.46	13.08	13.19
		1	49	14.50	13.30	13.20	13.37
		25	0	14.50	13.27	13.30	13.36
		25	13	14.50	13.19	13.30	13.32
		25	25	14.50	13.28	13.33	13.36
		50	0	14.50	13.30	13.29	13.13
	64QAM	1	0	14.50	13.52	13.41	13.52
		1	25	14.50	13.49	13.51	13.35
		1	49	14.50	13.38	13.35	13.30
		25	0	14.50	13.29	13.36	13.38
		25	13	14.50	13.30	13.37	13.45
		25	25	14.50	13.33	13.37	13.43
		50	0	14.50	13.34	13.34	13.46
Bandwidth	Modulation	RB size	RB offset	Tune-up	Channel	Channel	Channel
				Max.	20000CH	20175CH	20350CH

Bandwidth	Modulation	RB size	RB offset	Tune-up	Channel	Channel	Channel
				Max.	20025CH	20175CH	20325CH
15MHz	QPSK	1	0	14.50	13.39	13.40	13.44
		1	38	14.50	13.36	13.43	13.42
		1	74	14.50	13.37	13.37	13.45
		36	0	14.50	13.29	13.41	13.44
		36	18	14.50	13.29	13.40	13.46
		36	39	14.50	13.28	13.42	13.45
		75	0	14.50	13.34	13.46	13.44
	16QAM	1	0	14.50	13.44	13.43	13.40
		1	38	14.50	13.45	13.29	13.38
		1	74	14.50	13.37	13.31	13.44
		36	0	14.50	13.30	13.35	13.40
		36	18	14.50	13.31	13.38	13.38
		36	39	14.50	13.36	13.32	13.38
		75	0	14.50	13.32	13.31	13.39
	64QAM	1	0	14.50	13.32	13.08	13.50
		1	38	14.50	13.41	13.19	13.51
		1	74	14.50	13.56	13.55	13.67
		36	0	14.50	13.37	13.35	13.45
		36	18	14.50	13.35	13.40	13.45
		36	39	14.50	13.36	13.41	13.43
		75	0	14.50	13.33	13.33	13.41
Bandwidth	Modulation	RB size	RB offset	Tune-up	Channel	Channel	Channel
20MHz	QPSK	1	0	14.50	13.58	13.52	13.65
		1	50	14.50	13.58	13.49	13.64
		1	99	14.50	13.60	13.50	13.63
		50	0	14.50	13.31	13.44	13.45
		50	25	14.50	13.30	13.43	13.45
		50	50	14.50	13.30	13.42	13.45
		100	0	14.50	13.29	13.47	13.34
	16QAM	1	0	14.50	13.75	13.61	13.77
		1	50	14.50	13.80	13.75	13.68
		1	99	14.50	13.77	13.77	13.81
		50	0	14.50	13.21	13.40	13.25
		50	25	14.50	13.24	13.34	13.40
		50	50	14.50	13.23	13.37	13.24
		100	0	14.50	13.37	13.25	13.36
	64QAM	1	0	14.50	13.70	13.74	13.71
		1	50	14.50	13.73	13.79	13.60
		1	99	14.50	13.67	13.59	13.59
		50	0	14.50	13.42	13.37	13.31
		50	25	14.50	13.48	13.38	13.31
		50	50	14.50	13.48	13.42	13.30
		100	0	14.50	13.36	13.27	13.42
Bandwidth	Modulation	RB size	RB offset	Tune-up	Channel	Channel	Channel
				Max.	20050CH	20175CH	20300CH

Table 58: Conducted power measurement results of LTE Band 4 (Reduced Power Level D3)

Bandwidth	Modulation	RB size	RB offset	Tune-up	Channel	Channel	Channel
				Max.	19957CH	20175CH	20393CH
1.4MHz	QPSK	1	0	21.00	19.47	19.72	19.96
		1	3	21.00	19.71	19.86	19.80
		1	5	21.00	19.51	19.72	19.91
		3	0	21.00	19.54	19.63	19.84
		3	2	21.00	19.53	19.63	19.83
		3	3	21.00	19.51	19.62	19.83
		6	0	21.00	19.76	19.62	19.86
	16QAM	1	0	21.00	19.82	19.61	19.84
		1	3	21.00	19.68	19.61	20.02
		1	5	21.00	19.80	19.63	19.92
		3	0	21.00	19.67	19.85	19.96
		3	2	21.00	19.63	19.80	19.96
		3	3	21.00	19.72	19.84	19.60
		6	0	21.00	19.58	19.59	19.65
	64QAM	1	0	21.00	19.67	19.84	19.81
		1	3	21.00	19.91	19.92	19.81
		1	5	21.00	19.75	19.98	19.97
		3	0	21.00	19.64	19.66	19.54
		3	2	21.00	19.79	19.73	19.69
		3	3	21.00	19.77	19.67	19.76
		6	0	21.00	19.67	19.83	19.78
Bandwidth	Modulation	RB size	RB offset	Tune-up	Channel	Channel	Channel
3MHz	QPSK	1	0	21.00	19.84	19.65	19.81
		1	7	21.00	19.75	19.62	19.68
		1	14	21.00	19.79	19.68	19.69
		8	0	21.00	19.58	19.66	19.81
		8	4	21.00	19.58	19.67	19.78
		8	7	21.00	19.58	19.66	19.67
		15	0	21.00	19.78	19.62	19.69
	16QAM	1	0	21.00	19.74	20.02	19.68
		1	7	21.00	19.67	19.75	19.69
		1	14	21.00	19.71	19.72	19.72
		8	0	21.00	19.47	19.52	19.53
		8	4	21.00	19.49	19.65	19.69
		8	7	21.00	19.49	19.56	19.61
		15	0	21.00	19.44	19.79	19.64
	64QAM	1	0	21.00	19.52	19.90	19.86
		1	7	21.00	19.68	19.80	19.84
		1	14	21.00	19.57	20.04	19.65
		8	0	21.00	19.35	19.61	19.59
		8	4	21.00	19.65	19.50	19.59
		8	7	21.00	19.42	19.62	19.61
		15	0	21.00	19.56	19.58	19.72
Bandwidth	Modulation	RB size	RB offset	Tune-up	Channel	Channel	Channel
				Max.	19965CH	20175CH	20385CH

Bandwidth	Modulation	RB size	RB offset	Tune-up	Channel	Channel	Channel
				Max.	19975CH	20175CH	20375CH
5MHz	QPSK	1	0	21.00	19.84	19.77	19.78
		1	13	21.00	19.85	19.62	19.79
		1	24	21.00	19.80	19.57	19.77
		12	0	21.00	19.76	19.62	19.78
		12	6	21.00	19.76	19.64	19.78
		12	13	21.00	19.58	19.60	19.78
		25	0	21.00	19.75	19.61	19.76
	16QAM	1	0	21.00	19.87	19.68	19.84
		1	13	21.00	20.10	19.90	19.94
		1	24	21.00	19.92	20.07	19.98
		12	0	21.00	19.49	19.75	19.70
		12	6	21.00	19.52	19.54	19.72
		12	13	21.00	19.55	19.65	19.70
		25	0	21.00	19.40	19.75	19.56
	64QAM	1	0	21.00	19.57	19.90	19.70
		1	13	21.00	19.71	19.85	19.67
		1	24	21.00	19.67	19.88	19.95
		12	0	21.00	19.68	19.63	19.60
		12	6	21.00	19.69	19.51	19.70
		12	13	21.00	19.63	19.58	19.64
		25	0	21.00	19.47	19.54	19.56
Bandwidth	Modulation	RB size	RB offset	Tune-up	Channel	Channel	Channel
10MHz	QPSK	1	0	21.00	19.70	19.84	19.68
		1	25	21.00	19.54	19.80	19.71
		1	49	21.00	19.71	19.76	19.71
		25	0	21.00	19.81	19.69	19.66
		25	13	21.00	19.47	19.69	19.67
		25	25	21.00	19.82	19.70	19.66
		50	0	21.00	19.65	19.52	19.76
	16QAM	1	0	21.00	19.75	19.68	19.68
		1	25	21.00	19.72	19.80	19.81
		1	49	21.00	19.78	19.84	19.88
		25	0	21.00	19.63	19.60	19.58
		25	13	21.00	19.59	19.59	19.64
		25	25	21.00	19.53	19.59	19.61
		50	0	21.00	19.53	19.76	19.66
	64QAM	1	0	21.00	19.80	20.07	19.89
		1	25	21.00	19.76	19.85	19.88
		1	49	21.00	19.71	19.91	19.96
		25	0	21.00	19.59	19.81	19.65
		25	13	21.00	19.59	19.64	19.66
		25	25	21.00	19.58	19.81	19.68
		50	0	21.00	19.48	19.84	19.67
Bandwidth	Modulation	RB size	RB offset	Tune-up	Channel	Channel	Channel
				Max.	20000CH	20175CH	20350CH

Bandwidth	Modulation	RB size	RB offset	Tune-up	Channel	Channel	Channel
				Max.	20025CH	20175CH	20325CH
15MHz	QPSK	1	0	21.00	19.79	19.88	19.75
		1	38	21.00	19.76	19.90	19.77
		1	74	21.00	19.80	19.88	19.77
		36	0	21.00	19.92	19.75	19.78
		36	18	21.00	19.93	19.75	19.79
		36	39	21.00	19.92	19.75	19.79
		75	0	21.00	19.66	19.80	19.71
	16QAM	1	0	21.00	19.77	19.93	20.11
		1	38	21.00	19.92	20.03	20.08
		1	74	21.00	19.86	20.08	20.15
		36	0	21.00	19.60	19.62	19.73
		36	18	21.00	19.63	19.70	19.73
		36	39	21.00	19.61	19.66	19.74
		75	0	21.00	19.80	19.83	19.72
	64QAM	1	0	21.00	19.86	19.92	19.95
		1	38	21.00	19.78	20.02	19.86
		1	74	21.00	19.80	19.93	19.89
		36	0	21.00	19.58	19.66	19.73
		36	18	21.00	19.57	19.72	19.70
		36	39	21.00	19.55	19.66	19.70
		75	0	21.00	19.65	19.81	19.73
Bandwidth	Modulation	RB size	RB offset	Tune-up	Channel	Channel	Channel
20MHz	QPSK	1	0	21.00	19.82	19.92	20.20
		1	50	21.00	19.82	19.96	20.17
		1	99	21.00	19.84	19.96	20.20
		50	0	21.00	19.92	19.83	20.02
		50	25	21.00	19.92	19.82	20.04
		50	50	21.00	19.92	19.82	20.04
		100	0	21.00	19.94	19.85	19.87
	16QAM	1	0	21.00	19.94	19.99	20.10
		1	50	21.00	19.87	19.06	19.90
		1	99	21.00	19.96	19.84	20.14
		50	0	21.00	19.68	19.73	19.78
		50	25	21.00	19.69	19.65	19.89
		50	50	21.00	19.68	19.67	19.73
		100	0	21.00	19.65	19.80	19.86
	64QAM	1	0	21.00	20.09	19.99	20.11
		1	50	21.00	20.03	19.93	20.15
		1	99	21.00	19.95	19.86	20.11
		50	0	21.00	19.66	19.59	19.74
		50	25	21.00	19.70	19.66	19.73
		50	50	21.00	19.66	19.61	19.73
		100	0	21.00	19.76	19.73	19.83
Bandwidth	Modulation	RB size	RB offset	Tune-up	Channel	Channel	Channel
20MHz	QPSK	1	0	21.00	19.82	19.92	20.20
		1	50	21.00	19.82	19.96	20.17
		1	99	21.00	19.84	19.96	20.20
		50	0	21.00	19.92	19.83	20.02
		50	25	21.00	19.92	19.82	20.04
		50	50	21.00	19.92	19.82	20.04
		100	0	21.00	19.94	19.85	19.87
	16QAM	1	0	21.00	19.94	19.99	20.10
		1	50	21.00	19.87	19.06	19.90
		1	99	21.00	19.96	19.84	20.14
		50	0	21.00	19.68	19.73	19.78
		50	25	21.00	19.69	19.65	19.89
		50	50	21.00	19.68	19.67	19.73
		100	0	21.00	19.65	19.80	19.86
	64QAM	1	0	21.00	20.09	19.99	20.11
		1	50	21.00	20.03	19.93	20.15
		1	99	21.00	19.95	19.86	20.11
		50	0	21.00	19.66	19.59	19.74
		50	25	21.00	19.70	19.66	19.73
		50	50	21.00	19.66	19.61	19.73
		100	0	21.00	19.76	19.73	19.83

Table 59: Conducted power measurement results of LTE Band 4 (Reduced Power Level D2)

7.1.14 Conducted power measurements of LTE Band 4(Main antenna)

Bandwidth	Modulation	RB size	RB offset	Tune-up	Channel	Channel	Channel	
				Max.	19957CH	20175CH	20393CH	
1.4MHz	QPSK	1	0	25.00	23.87	23.60	23.77	
		1	3	25.00	23.85	23.74	23.74	
		1	5	25.00	23.74	23.78	23.83	
		3	0	25.00	23.65	23.63	23.67	
		3	2	25.00	23.65	23.62	23.67	
		3	3	25.00	23.65	23.62	23.66	
	16QAM	6	0	24.00	22.74	22.72	22.81	
		1	0	24.00	22.73	22.83	22.96	
		1	3	24.00	22.81	22.98	22.81	
		1	5	24.00	22.66	23.05	23.04	
		3	0	24.00	22.66	22.85	22.64	
		3	2	24.00	22.80	22.92	22.64	
	64QAM	3	3	24.00	22.76	22.74	22.62	
		6	0	23.00	21.59	21.84	21.85	
		1	0	23.00	21.90	21.88	21.97	
		1	3	23.00	21.98	21.87	22.01	
		1	5	23.00	21.81	22.04	21.96	
		3	0	23.00	21.72	21.78	21.69	
	3MHz	QPSK	3	2	23.00	21.76	21.72	21.75
			3	3	23.00	21.74	21.71	21.70
			6	0	22.00	20.55	20.79	20.80
			1	0	25.00	23.57	23.68	23.78
			1	7	25.00	23.57	23.67	23.77
			1	14	25.00	23.63	23.69	23.80
16QAM		8	0	24.00	22.82	22.73	22.66	
		8	4	24.00	22.83	22.72	22.66	
		8	7	24.00	22.83	22.74	22.66	
		15	0	24.00	22.71	22.75	22.85	
		1	0	24.00	22.94	22.83	22.91	
		1	7	24.00	22.87	22.83	22.87	
64QAM		1	14	24.00	22.93	23.07	22.95	
		8	0	23.00	21.87	21.65	21.59	
		8	4	23.00	21.83	21.64	21.64	
		8	7	23.00	21.81	21.63	21.68	
		15	0	23.00	21.82	21.68	21.84	
		1	0	23.00	21.90	21.69	22.00	
64QAM		1	7	23.00	22.00	21.70	21.86	
		1	14	23.00	21.75	21.79	21.91	
		8	0	22.00	20.80	20.67	20.70	
		8	4	22.00	20.86	20.65	20.65	
		8	7	22.00	20.74	20.56	20.70	
		15	0	22.00	20.81	20.90	20.57	

Bandwidth	Modulation	RB size	RB offset	Tune-up	Channel	Channel	Channel
				Max.	19975CH	20175CH	20375CH
5MHz	QPSK	1	0	25.00	23.82	23.79	23.72
		1	13	25.00	23.86	23.77	23.74
		1	24	25.00	23.84	23.78	23.69
		12	0	24.00	22.58	22.71	22.69
		12	6	24.00	22.56	22.75	22.69
		12	13	24.00	22.61	22.74	22.69
		25	0	24.00	22.66	22.87	22.63
	16QAM	1	0	24.00	22.76	22.94	22.88
		1	13	24.00	23.03	22.92	23.06
		1	24	24.00	22.98	22.94	23.03
		12	0	23.00	21.83	21.73	21.67
		12	6	23.00	21.51	21.73	21.70
		12	13	23.00	21.55	21.64	21.68
		25	0	23.00	21.56	21.59	21.56
	64QAM	1	0	23.00	21.99	22.01	21.88
		1	13	23.00	21.83	21.96	21.95
		1	24	23.00	21.96	21.85	22.11
		12	0	22.00	20.63	20.66	20.72
		12	6	22.00	20.62	20.57	20.72
		12	13	22.00	20.52	20.83	20.74
		25	0	22.00	20.82	20.64	20.61
Bandwidth	Modulation	RB size	RB offset	Tune-up	Channel	Channel	Channel
10MHz	QPSK	1	0	25.00	23.85	23.86	23.69
		1	25	25.00	23.83	23.58	23.76
		1	49	25.00	23.84	23.84	23.68
		25	0	24.00	22.61	22.84	22.70
		25	13	24.00	22.69	22.70	22.66
		25	25	24.00	22.67	22.73	22.66
		50	0	24.00	22.63	22.86	22.60
	16QAM	1	0	24.00	22.98	22.95	22.74
		1	25	24.00	22.90	22.83	22.92
		1	49	24.00	22.85	22.69	22.85
		25	0	23.00	21.54	21.79	21.62
		25	13	23.00	21.56	21.59	21.61
		25	25	23.00	21.53	21.70	21.64
		50	0	23.00	21.57	21.58	21.61
	64QAM	1	0	23.00	22.01	22.20	21.87
		1	25	23.00	22.06	22.08	21.95
		1	49	23.00	21.75	21.99	21.76
		25	0	22.00	20.65	20.83	20.66
		25	13	22.00	20.58	20.57	20.70
		25	25	22.00	20.59	20.85	20.71
		50	0	22.00	20.60	20.81	20.64
Bandwidth	Modulation	RB size	RB offset	Tune-up	Channel	Channel	Channel
				Max.	20000CH	20175CH	20350CH

Bandwidth	Modulation	RB size	RB offset	Tune-up	Channel	Channel	Channel
				Max.	20025CH	20175CH	20325CH
15MHz	QPSK	1	0	25.00	23.57	23.72	23.73
		1	38	25.00	23.56	23.73	23.74
		1	74	25.00	23.56	23.71	23.73
		36	0	24.00	22.73	22.91	22.67
		36	18	24.00	22.72	22.91	22.68
		36	39	24.00	22.72	22.90	22.67
		75	0	24.00	22.78	22.70	22.65
	16QAM	1	0	24.00	22.93	23.01	22.74
		1	38	24.00	23.09	22.88	22.67
		1	74	24.00	22.60	22.83	23.05
		36	0	23.00	21.62	21.79	21.62
		36	18	23.00	21.66	21.85	21.61
		36	39	23.00	21.68	21.85	21.61
		75	0	23.00	21.63	21.56	21.62
	64QAM	1	0	23.00	22.02	21.57	21.74
		1	38	23.00	21.74	21.97	21.90
		1	74	23.00	22.06	21.81	21.92
		36	0	22.00	20.63	20.86	20.66
		36	18	22.00	20.61	20.90	20.60
		36	39	22.00	20.63	20.85	20.62
		75	0	22.00	20.65	20.70	20.67
Bandwidth	Modulation	RB size	RB offset	Tune-up	Channel	Channel	Channel
20MHz	QPSK	1	0	25.00	24.09	23.87	24.06
		1	50	25.00	24.10	23.88	24.07
		1	99	25.00	24.09	23.84	24.03
		50	0	24.00	22.79	22.75	22.76
		50	25	24.00	22.77	22.76	22.78
		50	50	24.00	22.78	22.77	22.77
		100	0	24.00	22.74	22.68	22.73
	16QAM	1	0	24.00	23.09	22.95	23.31
		1	50	24.00	23.27	23.13	23.27
		1	99	24.00	23.30	22.93	23.12
		50	0	23.00	21.71	21.69	21.72
		50	25	23.00	21.69	21.70	21.70
		50	50	23.00	21.70	21.71	21.69
		100	0	23.00	21.66	21.75	21.67
	64QAM	1	0	23.00	21.93	22.11	22.29
		1	50	23.00	21.90	22.22	21.92
		1	99	23.00	22.33	21.95	22.27
		50	0	22.00	20.75	20.69	20.76
		50	25	22.00	20.69	20.86	20.73
		50	50	22.00	20.72	20.86	20.75
		100	0	22.00	20.88	20.77	20.71
Bandwidth	Modulation	RB size	RB offset	Tune-up	Channel	Channel	Channel
20MHz	QPSK	1	0	25.00	24.09	23.87	24.06
		1	50	25.00	24.10	23.88	24.07
		1	99	25.00	24.09	23.84	24.03
		50	0	24.00	22.79	22.75	22.76
		50	25	24.00	22.77	22.76	22.78
		50	50	24.00	22.78	22.77	22.77
		100	0	24.00	22.74	22.68	22.73
	16QAM	1	0	24.00	23.09	22.95	23.31
		1	50	24.00	23.27	23.13	23.27
		1	99	24.00	23.30	22.93	23.12
		50	0	23.00	21.71	21.69	21.72
		50	25	23.00	21.69	21.70	21.70
		50	50	23.00	21.70	21.71	21.69
		100	0	23.00	21.66	21.75	21.67
	64QAM	1	0	23.00	21.93	22.11	22.29
		1	50	23.00	21.90	22.22	21.92
		1	99	23.00	22.33	21.95	22.27
		50	0	22.00	20.75	20.69	20.76
		50	25	22.00	20.69	20.86	20.73
		50	50	22.00	20.72	20.86	20.75
		100	0	22.00	20.88	20.77	20.71

Table 60: Conducted power measurement results of LTE Band 4 (Full Power)

Bandwidth	Modulation	RB size	RB offset	Tune-up	Channel	Channel	Channel
				Max.	19957CH	20175CH	20393CH
1.4MHz	QPSK	1	0	23.00	21.66	21.68	21.71
		1	3	23.00	21.63	21.66	21.67
		1	5	23.00	21.66	21.70	21.67
		3	0	23.00	21.57	21.63	21.53
		3	2	23.00	21.59	21.61	21.69
		3	3	23.00	21.58	21.63	21.77
		6	0	23.00	21.68	21.67	21.68
	16QAM	1	0	23.00	21.74	21.45	21.45
		1	3	23.00	21.63	21.54	21.54
		1	5	23.00	21.63	21.70	21.32
		3	0	23.00	21.60	21.58	21.54
		3	2	23.00	21.63	21.61	21.47
		3	3	23.00	21.69	21.64	21.48
		6	0	23.00	21.73	21.64	21.65
	64QAM	1	0	23.00	21.68	21.70	21.78
		1	3	23.00	21.64	21.87	21.71
		1	5	23.00	21.86	21.75	21.65
		3	0	23.00	21.96	21.75	21.72
		3	2	23.00	21.79	21.73	21.73
		3	3	23.00	21.76	21.75	21.84
		6	0	22.00	20.77	20.59	20.61
Bandwidth	Modulation	RB size	RB offset	Tune-up	Channel	Channel	Channel
3MHz	QPSK	1	0	23.00	21.81	21.86	21.66
		1	7	23.00	21.80	21.83	21.63
		1	14	23.00	21.79	21.82	21.64
		8	0	23.00	21.65	21.69	21.58
		8	4	23.00	21.64	21.66	21.54
		8	7	23.00	21.63	21.71	21.57
		15	0	23.00	21.68	21.73	21.64
	16QAM	1	0	23.00	21.96	21.77	21.57
		1	7	23.00	21.74	21.97	21.79
		1	14	23.00	21.89	21.95	21.71
		8	0	23.00	21.45	21.68	21.75
		8	4	23.00	21.44	21.51	21.72
		8	7	23.00	21.53	21.64	21.74
		15	0	23.00	21.49	21.65	21.73
	64QAM	1	0	23.00	21.75	21.88	21.68
		1	7	23.00	21.79	21.83	21.70
		1	14	23.00	21.97	21.73	21.59
		8	0	22.00	20.58	20.61	20.76
		8	4	22.00	20.51	20.63	20.64
		8	7	22.00	20.58	20.89	20.71
		15	0	22.00	20.56	20.70	20.61

Bandwidth	Modulation	RB size	RB offset	Tune-up	Channel	Channel	Channel
				Max.	19975CH	20175CH	20375CH
5MHz	QPSK	1	0	23.00	21.77	21.67	21.61
		1	13	23.00	21.75	21.67	21.62
		1	24	23.00	21.76	21.62	21.60
		12	0	23.00	21.67	21.78	21.61
		12	6	23.00	21.67	21.79	21.56
		12	13	23.00	21.69	21.78	21.55
		25	0	23.00	21.76	21.83	21.62
	16QAM	1	0	23.00	21.77	21.86	21.77
		1	13	23.00	21.83	21.93	21.73
		1	24	23.00	21.81	21.90	21.79
		12	0	23.00	21.62	21.83	21.75
		12	6	23.00	21.61	21.84	21.78
		12	13	23.00	21.57	21.83	21.75
		25	0	23.00	21.51	21.63	21.54
	64QAM	1	0	23.00	21.69	21.92	21.61
		1	13	23.00	21.87	21.97	21.77
		1	24	23.00	21.86	21.92	21.71
		12	0	22.00	20.62	20.80	20.79
		12	6	22.00	20.62	20.77	20.79
		12	13	22.00	20.65	20.85	20.78
		25	0	22.00	20.58	20.63	20.57
Bandwidth	Modulation	RB size	RB offset	Tune-up	Channel	Channel	Channel
10MHz	QPSK	1	0	23.00	21.81	21.67	21.88
		1	25	23.00	21.76	21.65	21.63
		1	49	23.00	21.85	21.65	21.86
		25	0	23.00	21.61	21.74	21.65
		25	13	23.00	21.64	21.75	21.65
		25	25	23.00	21.62	21.75	21.70
		50	0	23.00	21.56	21.62	21.65
	16QAM	1	0	23.00	21.88	21.69	21.71
		1	25	23.00	21.80	21.78	21.62
		1	49	23.00	21.90	21.71	21.68
		25	0	23.00	21.57	21.60	21.63
		25	13	23.00	21.55	21.78	21.61
		25	25	23.00	21.58	21.77	21.63
		50	0	23.00	21.60	21.56	21.72
	64QAM	1	0	23.00	21.84	21.73	21.86
		1	25	23.00	21.82	21.77	21.95
		1	49	23.00	22.00	21.69	21.83
		25	0	22.00	20.68	20.81	20.67
		25	13	22.00	20.69	20.86	20.62
		25	25	22.00	20.61	20.84	20.64
		50	0	22.00	20.61	20.53	20.70
Bandwidth	Modulation	RB size	RB offset	Tune-up	Channel	Channel	Channel
				Max.	20000CH	20175CH	20350CH

Bandwidth	Modulation	RB size	RB offset	Tune-up	Channel	Channel	Channel
				Max.	20025CH	20175CH	20325CH
15MHz	QPSK	1	0	23.00	21.72	21.83	21.72
		1	38	23.00	21.70	21.83	21.74
		1	74	23.00	21.71	21.80	21.70
		36	0	23.00	21.80	21.66	21.80
		36	18	23.00	21.71	21.66	21.80
		36	39	23.00	21.80	21.68	21.79
		75	0	23.00	21.63	21.72	21.69
	16QAM	1	0	23.00	21.79	21.74	22.04
		1	38	23.00	21.56	21.81	22.13
		1	74	23.00	21.77	21.95	22.04
		36	0	23.00	21.68	21.55	21.63
		36	18	23.00	21.70	21.56	21.65
		36	39	23.00	21.66	21.58	21.63
		75	0	23.00	21.58	21.56	21.55
	64QAM	1	0	23.00	21.85	21.91	21.91
		1	38	23.00	21.69	21.91	21.71
		1	74	23.00	21.76	21.74	21.64
		36	0	22.00	20.70	20.88	20.64
		36	18	22.00	20.65	20.86	20.66
		36	39	22.00	20.70	20.83	20.65
		75	0	22.00	20.56	20.67	20.62
Bandwidth	Modulation	RB size	RB offset	Tune-up	Channel	Channel	Channel
20MHz	QPSK	1	0	23.00	22.05	22.00	21.93
		1	50	23.00	22.04	22.02	21.97
		1	99	23.00	22.05	22.04	21.98
		50	0	23.00	21.92	21.69	21.90
		50	25	23.00	21.90	21.72	21.90
		50	50	23.00	21.90	21.82	21.91
		100	0	23.00	21.57	21.80	21.68
	16QAM	1	0	23.00	22.12	21.98	21.86
		1	50	23.00	22.09	21.98	21.89
		1	99	23.00	22.05	22.18	22.28
		50	0	23.00	21.74	21.83	21.77
		50	25	23.00	21.73	21.61	21.76
		50	50	23.00	21.75	21.56	21.78
		100	0	23.00	21.60	21.64	21.65
	64QAM	1	0	23.00	21.95	22.10	22.16
		1	50	23.00	21.81	22.00	22.16
		1	99	23.00	21.80	22.05	22.08
		50	0	22.00	20.76	20.70	20.72
		50	25	22.00	20.75	20.68	20.69
		50	50	22.00	20.76	20.63	20.69
		100	0	22.00	20.56	20.82	20.67
Bandwidth	Modulation	RB size	RB offset	Tune-up	Channel	Channel	Channel
20MHz	QPSK	1	0	23.00	22.05	22.00	21.93
		1	50	23.00	22.04	22.02	21.97
		1	99	23.00	22.05	22.04	21.98
		50	0	23.00	21.92	21.69	21.90
		50	25	23.00	21.90	21.72	21.90
		50	50	23.00	21.90	21.82	21.91
		100	0	23.00	21.57	21.80	21.68
	16QAM	1	0	23.00	22.12	21.98	21.86
		1	50	23.00	22.09	21.98	21.89
		1	99	23.00	22.05	22.18	22.28
		50	0	23.00	21.74	21.83	21.77
		50	25	23.00	21.73	21.61	21.76
		50	50	23.00	21.75	21.56	21.78
		100	0	23.00	21.60	21.64	21.65
	64QAM	1	0	23.00	21.95	22.10	22.16
		1	50	23.00	21.81	22.00	22.16
		1	99	23.00	21.80	22.05	22.08
		50	0	22.00	20.76	20.70	20.72
		50	25	22.00	20.75	20.68	20.69
		50	50	22.00	20.76	20.63	20.69
		100	0	22.00	20.56	20.82	20.67

Table 61: Conducted power measurement results of LTE Band 4 (Reduced Power Level D4)

Bandwidth	Modulation	RB size	RB offset	Tune-up	Channel	Channel	Channel
				Max.	19957CH	20175CH	20393CH
1.4MHz	QPSK	1	0	21.50	20.46	20.38	20.37
		1	3	21.50	20.48	20.49	20.29
		1	5	21.50	20.28	20.48	20.31
		3	0	21.50	20.19	20.40	20.21
		3	2	21.50	20.19	20.39	20.22
		3	3	21.50	20.16	20.39	20.21
		6	0	21.50	20.27	20.38	20.22
	16QAM	1	0	21.50	20.52	20.52	20.34
		1	3	21.50	20.42	20.63	20.25
		1	5	21.50	20.57	20.53	20.17
		3	0	21.50	20.32	20.37	20.29
		3	2	21.50	20.21	20.37	20.36
		3	3	21.50	20.21	20.31	20.36
		6	0	21.50	20.13	20.31	20.34
	64QAM	1	0	21.50	20.45	20.49	20.52
		1	3	21.50	20.32	20.34	20.56
		1	5	21.50	20.34	20.53	20.58
		3	0	21.50	20.36	20.31	20.31
		3	2	21.50	20.38	20.28	20.39
		3	3	21.50	20.25	20.28	20.31
		6	0	21.50	20.31	20.26	20.26
Bandwidth	Modulation	RB size	RB offset	Tune-up	Channel	Channel	Channel
3MHz	QPSK	1	0	21.50	20.34	20.40	20.41
		1	7	21.50	20.32	20.39	20.40
		1	14	21.50	20.31	20.39	20.38
		8	0	21.50	20.41	20.34	20.33
		8	4	21.50	20.39	20.35	20.26
		8	7	21.50	20.41	20.34	20.31
		15	0	21.50	20.35	20.31	20.40
	16QAM	1	0	21.50	20.66	20.59	20.50
		1	7	21.50	20.64	20.67	20.51
		1	14	21.50	20.63	20.46	20.45
		8	0	21.50	20.23	20.17	20.24
		8	4	21.50	20.34	20.16	20.19
		8	7	21.50	20.31	20.17	20.30
		15	0	21.50	20.34	20.17	20.35
	64QAM	1	0	21.50	20.37	20.29	20.30
		1	7	21.50	20.57	19.99	20.30
		1	14	21.50	20.28	20.17	20.58
		8	0	21.50	20.30	20.09	20.09
		8	4	21.50	20.32	20.18	20.19
		8	7	21.50	20.36	20.14	20.16
		15	0	21.50	20.30	20.28	20.09
Bandwidth	Modulation	RB size	RB offset	Tune-up	Channel	Channel	Channel
				Max.	19965CH	20175CH	20385CH

Bandwidth	Modulation	RB size	RB offset	Tune-up	Channel	Channel	Channel
				Max.	19975CH	20175CH	20375CH
5MHz	QPSK	1	0	21.50	20.44	20.41	20.38
		1	13	21.50	20.50	20.37	20.35
		1	24	21.50	20.45	20.40	20.36
		12	0	21.50	20.20	20.24	20.35
		12	6	21.50	20.20	20.38	20.34
		12	13	21.50	20.21	20.41	20.34
		25	0	21.50	20.19	20.38	20.29
	16QAM	1	0	21.50	20.37	20.53	20.53
		1	13	21.50	20.66	20.62	20.48
		1	24	21.50	20.47	20.44	20.55
		12	0	21.50	20.36	20.25	20.27
		12	6	21.50	20.22	20.26	20.30
		12	13	21.50	20.18	20.03	20.20
		25	0	21.50	20.18	20.18	20.08
	64QAM	1	0	21.50	20.55	20.64	20.49
		1	13	21.50	20.44	20.53	20.44
		1	24	21.50	20.32	20.53	20.59
		12	0	21.50	20.04	20.15	20.21
		12	6	21.50	20.13	20.15	20.14
		12	13	21.50	20.19	20.34	20.22
		25	0	21.50	20.34	20.19	20.14
Bandwidth	Modulation	RB size	RB offset	Tune-up	Channel	Channel	Channel
10MHz	QPSK	1	0	21.50	20.46	20.44	20.39
		1	25	21.50	20.53	20.20	20.44
		1	49	21.50	20.51	20.40	20.32
		25	0	21.50	20.26	20.37	20.31
		25	13	21.50	20.27	20.23	20.31
		25	25	21.50	20.27	20.40	20.30
		50	0	21.50	20.21	20.43	20.17
	16QAM	1	0	21.50	20.61	20.48	20.49
		1	25	21.50	20.45	20.49	20.58
		1	49	21.50	20.31	20.30	20.45
		25	0	21.50	20.18	20.30	20.18
		25	13	21.50	20.17	20.11	20.11
		25	25	21.50	20.17	20.25	20.14
		50	0	21.50	20.21	20.08	20.26
	64QAM	1	0	21.50	20.60	20.48	20.56
		1	25	21.50	20.60	20.57	20.61
		1	49	21.50	20.59	20.48	20.42
		25	0	21.50	20.15	20.25	20.17
		25	13	21.50	20.14	20.12	20.19
		25	25	21.50	20.16	20.26	20.16
		50	0	21.50	20.08	20.28	20.28
Bandwidth	Modulation	RB size	RB offset	Tune-up	Channel	Channel	Channel
				Max.	20000CH	20175CH	20350CH

Bandwidth	Modulation	RB size	RB offset	Tune-up	Channel	Channel	Channel
				Max.	20025CH	20175CH	20325CH
15MHz	QPSK	1	0	21.50	20.23	20.41	20.45
		1	38	21.50	20.21	20.38	20.38
		1	74	21.50	20.24	20.40	20.39
		36	0	21.50	20.39	20.41	20.38
		36	18	21.50	20.40	20.46	20.39
		36	39	21.50	20.38	20.42	20.39
		75	0	21.50	20.38	20.26	20.22
	16QAM	1	0	21.50	20.57	20.44	20.58
		1	38	21.50	20.41	20.34	20.55
		1	74	21.50	20.29	20.53	20.47
		36	0	21.50	20.30	20.27	20.22
		36	18	21.50	20.37	20.40	20.21
		36	39	21.50	20.37	20.35	20.22
		75	0	21.50	20.15	20.09	20.14
	64QAM	1	0	21.50	20.54	20.24	20.37
		1	38	21.50	20.41	20.37	20.41
		1	74	21.50	20.35	20.37	20.61
		36	0	21.50	20.19	20.33	20.16
		36	18	21.50	20.22	20.33	20.21
		36	39	21.50	20.17	20.33	20.22
		75	0	21.50	20.10	20.16	20.33
Bandwidth	Modulation	RB size	RB offset	Tune-up	Channel	Channel	Channel
20MHz	QPSK	1	0	21.50	20.41	20.58	20.73
		1	50	21.50	20.43	20.56	20.71
		1	99	21.50	20.42	20.56	20.70
		50	0	21.50	20.40	20.36	20.37
		50	25	21.50	20.41	20.36	20.38
		50	50	21.50	20.43	20.37	20.38
		100	0	21.50	20.39	20.22	20.32
	16QAM	1	0	21.50	20.71	20.80	20.90
		1	50	21.50	20.83	20.82	20.65
		1	99	21.50	20.78	20.84	20.72
		50	0	21.50	20.33	20.23	20.37
		50	25	21.50	20.38	20.21	20.38
		50	50	21.50	20.36	20.24	20.39
		100	0	21.50	20.20	20.32	20.12
	64QAM	1	0	21.50	20.70	20.65	20.74
		1	50	21.50	20.46	20.71	20.65
		1	99	21.50	20.53	20.69	20.63
		50	0	21.50	20.34	20.22	20.41
		50	25	21.50	20.34	20.43	20.40
		50	50	21.50	20.31	20.47	20.44
		100	0	21.50	20.42	20.24	20.14
Bandwidth	Modulation	RB size	RB offset	Tune-up	Channel	Channel	Channel
20MHz	QPSK	1	0	21.50	20.41	20.58	20.73
		1	50	21.50	20.43	20.56	20.71
		1	99	21.50	20.42	20.56	20.70
		50	0	21.50	20.40	20.36	20.37
		50	25	21.50	20.41	20.36	20.38
		50	50	21.50	20.43	20.37	20.38
		100	0	21.50	20.39	20.22	20.32
	16QAM	1	0	21.50	20.71	20.80	20.90
		1	50	21.50	20.83	20.82	20.65
		1	99	21.50	20.78	20.84	20.72
		50	0	21.50	20.33	20.23	20.37
		50	25	21.50	20.38	20.21	20.38
		50	50	21.50	20.36	20.24	20.39
		100	0	21.50	20.20	20.32	20.12
	64QAM	1	0	21.50	20.70	20.65	20.74
		1	50	21.50	20.46	20.71	20.65
		1	99	21.50	20.53	20.69	20.63
		50	0	21.50	20.34	20.22	20.41
		50	25	21.50	20.34	20.43	20.40
		50	50	21.50	20.31	20.47	20.44
		100	0	21.50	20.42	20.24	20.14

Table 62: Conducted power measurement results of LTE Band 4 (Reduced Power Level D6/D8/D10)

Bandwidth	Modulation	RB size	RB offset	Tune-up	Channel	Channel	Channel	
				Max.	19957CH	20175CH	20393CH	
1.4MHz	QPSK	1	0	19.50	18.30	18.23	18.21	
		1	3	19.50	18.32	18.24	18.19	
		1	5	19.50	18.31	18.21	18.21	
		3	0	19.50	18.26	18.41	18.37	
		3	2	19.50	18.24	18.40	18.23	
		3	3	19.50	18.24	18.40	18.36	
		6	0	19.50	18.07	18.35	18.18	
	16QAM	1	0	19.50	18.64	18.24	18.31	
		1	3	19.50	18.34	18.34	18.35	
		1	5	19.50	18.73	18.26	18.12	
		3	0	19.50	18.30	18.15	18.18	
		3	2	19.50	18.29	18.23	18.25	
		3	3	19.50	18.24	18.37	18.17	
		6	0	19.50	18.19	18.37	18.14	
	64QAM	1	0	19.50	18.38	18.65	18.47	
		1	3	19.50	18.50	18.56	18.44	
		1	5	19.50	18.46	18.58	18.42	
		3	0	19.50	18.17	18.49	18.56	
		3	2	19.50	18.22	18.45	18.48	
		3	3	19.50	18.25	18.43	18.38	
		6	0	19.50	18.18	18.19	18.21	
Bandwidth	Modulation	RB size	RB offset	Tune-up	Channel	Channel	Channel	
3MHz	QPSK	1	0	19.50	18.39	18.35	18.22	
		1	7	19.50	18.37	18.35	18.30	
		1	14	19.50	18.42	18.38	18.28	
		8	0	19.50	18.30	18.28	18.11	
		8	4	19.50	18.26	18.29	18.09	
		8	7	19.50	18.28	18.29	18.11	
		15	0	19.50	18.29	18.37	18.34	
	16QAM	1	0	19.50	18.56	18.56	18.32	
		1	7	19.50	18.32	18.54	18.20	
		1	14	19.50	18.40	18.32	18.53	
		8	0	19.50	18.14	18.30	18.34	
		8	4	19.50	18.12	18.20	18.32	
		8	7	19.50	18.11	18.21	18.31	
		15	0	19.50	18.08	18.26	18.35	
	64QAM	1	0	19.50	18.38	18.35	18.29	
		1	7	19.50	18.41	18.45	18.14	
		1	14	19.50	18.54	18.45	18.29	
		8	0	19.50	18.19	18.22	18.25	
		8	4	19.50	18.21	18.18	18.26	
		8	7	19.50	18.20	18.41	18.28	
		15	0	19.50	18.19	18.29	18.13	
	Bandwidth	Modulation	RB size	RB offset	Tune-up	Channel	Channel	Channel
					Max.	19965CH	20175CH	20385CH

Bandwidth	Modulation	RB size	RB offset	Tune-up	Channel	Channel	Channel
				Max.	19975CH	20175CH	20375CH
5MHz	QPSK	1	0	19.50	18.36	18.13	18.18
		1	13	19.50	18.38	18.16	18.18
		1	24	19.50	18.35	18.14	18.17
		12	0	19.50	18.36	18.38	18.16
		12	6	19.50	18.35	18.38	18.16
		12	13	19.50	18.35	18.40	18.15
		25	0	19.50	18.36	18.42	18.29
	16QAM	1	0	19.50	18.49	18.53	18.33
		1	13	19.50	18.58	18.56	18.44
		1	24	19.50	18.63	18.51	18.42
		12	0	19.50	18.21	18.34	18.38
		12	6	19.50	18.15	18.33	18.36
		12	13	19.50	18.16	18.40	18.28
		25	0	19.50	18.11	18.18	18.25
	64QAM	1	0	19.50	18.30	18.62	18.16
		1	13	19.50	18.62	18.39	18.24
		1	24	19.50	18.57	18.52	18.34
		12	0	19.50	18.26	18.36	18.27
		12	6	19.50	18.27	18.30	18.25
		12	13	19.50	18.20	18.36	18.33
		25	0	19.50	18.14	18.22	18.09
Bandwidth	Modulation	RB size	RB offset	Tune-up	Channel	Channel	Channel
10MHz	QPSK	1	0	19.50	18.42	18.16	18.39
		1	25	19.50	18.34	18.19	18.25
		1	49	19.50	18.39	18.18	18.47
		25	0	19.50	18.24	18.36	18.35
		25	13	19.50	18.23	18.35	18.37
		25	25	19.50	18.23	18.37	18.38
		50	0	19.50	18.16	18.16	18.33
	16QAM	1	0	19.50	18.33	18.46	18.45
		1	25	19.50	18.32	18.40	18.40
		1	49	19.50	18.46	18.41	18.47
		25	0	19.50	18.20	18.16	18.30
		25	13	19.50	18.17	18.36	18.25
		25	25	19.50	18.19	18.38	18.31
		50	0	19.50	18.20	18.21	18.29
	64QAM	1	0	19.50	18.48	18.26	18.60
		1	25	19.50	18.41	18.25	18.59
		1	49	19.50	18.66	18.19	18.51
		25	0	19.50	18.17	18.37	18.29
		25	13	19.50	18.20	18.38	18.21
		25	25	19.50	18.21	18.33	18.17
		50	0	19.50	18.24	18.07	18.29
Bandwidth	Modulation	RB size	RB offset	Tune-up	Channel	Channel	Channel
				Max.	20000CH	20175CH	20350CH

Bandwidth	Modulation	RB size	RB offset	Tune-up	Channel	Channel	Channel
				Max.	20025CH	20175CH	20325CH
15MHz	QPSK	1	0	19.50	18.35	18.36	18.45
		1	38	19.50	18.38	18.37	18.47
		1	74	19.50	18.35	18.40	18.43
		36	0	19.50	18.42	18.22	18.40
		36	18	19.50	18.34	18.21	18.39
		36	39	19.50	18.40	18.23	18.40
		75	0	19.50	18.21	18.33	18.36
	16QAM	1	0	19.50	18.36	18.52	18.48
		1	38	19.50	18.45	18.35	18.51
		1	74	19.50	18.38	18.49	18.50
		36	0	19.50	18.18	18.15	18.26
		36	18	19.50	18.15	18.12	18.24
		36	39	19.50	18.29	18.15	18.24
		75	0	19.50	18.16	18.14	18.11
	64QAM	1	0	19.50	18.17	18.44	18.57
		1	38	19.50	18.27	18.48	18.57
		1	74	19.50	18.22	18.45	18.57
		36	0	19.50	18.26	18.35	18.40
		36	18	19.50	18.34	18.35	18.35
		36	39	19.50	18.33	18.35	18.36
		75	0	19.50	18.09	18.21	18.20
Bandwidth	Modulation	RB size	RB offset	Tune-up	Channel	Channel	Channel
20MHz	QPSK	1	0	19.50	18.66	18.62	18.66
		1	50	19.50	18.59	18.60	18.71
		1	99	19.50	18.66	18.57	18.67
		50	0	19.50	18.51	18.31	18.53
		50	25	19.50	18.50	18.31	18.47
		50	50	19.50	18.44	18.42	18.53
		100	0	19.50	18.18	18.39	18.43
	16QAM	1	0	19.50	18.66	18.77	18.42
		1	50	19.50	18.56	18.56	18.51
		1	99	19.50	18.79	18.64	18.91
		50	0	19.50	18.39	18.37	18.40
		50	25	19.50	18.34	18.16	18.35
		50	50	19.50	18.37	18.17	18.38
		100	0	19.50	18.15	18.28	18.33
	64QAM	1	0	19.50	18.63	18.81	18.70
		1	50	19.50	18.64	18.78	18.82
		1	99	19.50	18.69	18.69	18.93
		50	0	19.50	18.41	18.25	18.37
		50	25	19.50	18.39	18.24	18.38
		50	50	19.50	18.41	18.24	18.41
		100	0	19.50	18.10	18.34	18.32
Bandwidth	Modulation	RB size	RB offset	Tune-up	Channel	Channel	Channel
20MHz	QPSK	1	0	19.50	18.66	18.62	18.66
		1	50	19.50	18.59	18.60	18.71
		1	99	19.50	18.66	18.57	18.67
		50	0	19.50	18.51	18.31	18.53
		50	25	19.50	18.50	18.31	18.47
		50	50	19.50	18.44	18.42	18.53
		100	0	19.50	18.18	18.39	18.43
	16QAM	1	0	19.50	18.66	18.77	18.42
		1	50	19.50	18.56	18.56	18.51
		1	99	19.50	18.79	18.64	18.91
		50	0	19.50	18.39	18.37	18.40
		50	25	19.50	18.34	18.16	18.35
		50	50	19.50	18.37	18.17	18.38
		100	0	19.50	18.15	18.28	18.33
	64QAM	1	0	19.50	18.63	18.81	18.70
		1	50	19.50	18.64	18.78	18.82
		1	99	19.50	18.69	18.69	18.93
		50	0	19.50	18.41	18.25	18.37
		50	25	19.50	18.39	18.24	18.38
		50	50	19.50	18.41	18.24	18.41
		100	0	19.50	18.10	18.34	18.32

Table 63: Conducted power measurement results of LTE Band 4 (Reduced Power Level D7)

Bandwidth	Modulation	RB size	RB offset	Tune-up	Channel	Channel	Channel
				Max.	19957CH	20175CH	20393CH
1.4MHz	QPSK	1	0	24.50	23.32	23.38	23.29
		1	3	24.50	23.37	23.21	23.26
		1	5	24.50	23.31	23.24	23.25
		3	0	24.50	23.38	23.36	23.13
		3	2	24.50	23.34	23.38	23.11
		3	3	24.50	23.30	23.38	23.11
		6	0	24.00	22.74	22.70	22.80
	16QAM	1	0	24.00	22.74	22.74	22.85
		1	3	24.00	22.84	22.87	22.88
		1	5	24.00	22.77	23.02	23.00
		3	0	24.00	22.60	22.87	22.64
		3	2	24.00	22.79	22.77	22.73
		3	3	24.00	22.64	22.72	22.66
		6	0	23.00	21.64	21.74	21.81
	64QAM	1	0	23.00	21.83	21.77	21.97
		1	3	23.00	21.83	22.03	22.04
		1	5	23.00	21.77	22.16	21.81
		3	0	23.00	21.75	21.70	21.71
		3	2	23.00	21.79	21.76	21.70
		3	3	23.00	21.89	21.81	21.66
		6	0	22.00	20.57	20.74	20.81
Bandwidth	Modulation	RB size	RB offset	Tune-up	Channel	Channel	Channel
3MHz	QPSK	1	0	24.50	23.34	23.22	23.32
		1	7	24.50	23.35	23.22	23.33
		1	14	24.50	23.33	23.18	23.30
		8	0	24.00	22.80	22.71	22.65
		8	4	24.00	22.82	22.72	22.66
		8	7	24.00	22.81	22.87	22.64
		15	0	24.00	22.73	22.70	22.87
	16QAM	1	0	24.00	22.95	22.84	22.96
		1	7	24.00	23.08	22.93	22.88
		1	14	24.00	22.96	22.78	23.08
		8	0	23.00	21.76	21.67	21.67
		8	4	23.00	21.84	21.69	21.71
		8	7	23.00	21.80	21.67	21.62
		15	0	23.00	21.78	21.60	21.46
	64QAM	1	0	23.00	22.06	21.79	21.94
		1	7	23.00	21.88	21.85	22.11
		1	14	23.00	21.48	21.67	21.99
		8	0	22.00	20.78	20.63	20.67
		8	4	22.00	20.80	20.64	20.71
		8	7	22.00	20.84	20.55	20.68
		15	0	22.00	20.82	20.80	20.57
Bandwidth	Modulation	RB size	RB offset	Tune-up	Channel	Channel	Channel
				Max.	19965CH	20175CH	20385CH

Bandwidth	Modulation	RB size	RB offset	Tune-up	Channel	Channel	Channel
				Max.	19975CH	20175CH	20375CH
5MHz	QPSK	1	0	24.50	23.35	23.26	23.26
		1	13	24.50	23.33	23.26	23.27
		1	24	24.50	23.32	23.22	23.25
		12	0	24.00	22.57	22.71	22.68
		12	6	24.00	22.58	22.92	22.68
		12	13	24.00	22.57	22.92	22.68
		25	0	24.00	22.63	22.85	22.63
	16QAM	1	0	24.00	22.62	23.01	22.94
		1	13	24.00	23.03	22.85	22.92
		1	24	24.00	23.01	23.08	22.83
		12	0	23.00	21.83	21.86	21.70
		12	6	23.00	21.49	21.90	21.64
		12	13	23.00	21.56	21.62	21.69
		25	0	23.00	21.57	21.64	21.58
	64QAM	1	0	23.00	21.99	22.09	22.00
		1	13	23.00	21.94	22.09	21.99
		1	24	23.00	21.84	21.98	21.86
		12	0	22.00	20.61	20.62	20.70
		12	6	22.00	20.56	20.66	20.65
		12	13	22.00	20.53	20.88	20.74
		25	0	22.00	20.82	20.65	20.62
Bandwidth	Modulation	RB size	RB offset	Tune-up	Channel	Channel	Channel
10MHz	QPSK	1	0	24.50	23.36	23.32	23.31
		1	25	24.50	23.32	23.15	23.34
		1	49	24.50	23.30	23.31	23.24
		25	0	24.00	22.61	22.83	22.69
		25	13	24.00	22.67	22.66	22.66
		25	25	24.00	22.67	22.91	22.67
		50	0	24.00	22.63	22.85	22.59
	16QAM	1	0	24.00	22.96	22.80	22.78
		1	25	24.00	22.83	22.86	22.70
		1	49	24.00	22.87	22.69	22.74
		25	0	23.00	21.61	21.78	21.63
		25	13	23.00	21.54	21.60	21.64
		25	25	23.00	21.58	21.82	21.61
		50	0	23.00	21.59	21.57	21.59
	64QAM	1	0	23.00	22.09	21.70	21.74
		1	25	23.00	22.10	21.79	21.97
		1	49	23.00	21.80	21.71	22.05
		25	0	22.00	20.61	20.83	20.68
		25	13	22.00	20.61	20.60	20.68
		25	25	22.00	20.64	20.85	20.69
		50	0	22.00	20.60	20.82	20.63
Bandwidth	Modulation	RB size	RB offset	Tune-up	Channel	Channel	Channel
10MHz	QPSK	1	0	24.50	23.36	23.32	23.31
		1	25	24.50	23.32	23.15	23.34
		1	49	24.50	23.30	23.31	23.24
		25	0	24.00	22.61	22.83	22.69
		25	13	24.00	22.67	22.66	22.66
		25	25	24.00	22.67	22.91	22.67
		50	0	24.00	22.63	22.85	22.59
	16QAM	1	0	24.00	22.96	22.80	22.78
		1	25	24.00	22.83	22.86	22.70
		1	49	24.00	22.87	22.69	22.74
		25	0	23.00	21.61	21.78	21.63
		25	13	23.00	21.54	21.60	21.64
		25	25	23.00	21.58	21.82	21.61
		50	0	23.00	21.59	21.57	21.59
	64QAM	1	0	23.00	22.09	21.70	21.74
		1	25	23.00	22.10	21.79	21.97
		1	49	23.00	21.80	21.71	22.05
		25	0	22.00	20.61	20.83	20.68
		25	13	22.00	20.61	20.60	20.68
		25	25	22.00	20.64	20.85	20.69
		50	0	22.00	20.60	20.82	20.63

Bandwidth	Modulation	RB size	RB offset	Tune-up	Channel	Channel	Channel
				Max.	20025CH	20175CH	20325CH
15MHz	QPSK	1	0	24.50	23.38	23.20	23.31
		1	38	24.50	23.39	23.21	23.30
		1	74	24.50	23.19	23.18	23.30
		36	0	24.00	22.72	22.89	22.68
		36	18	24.00	22.71	22.89	22.66
		36	39	24.00	22.74	22.90	22.65
		75	0	24.00	22.78	22.70	22.63
	16QAM	1	0	24.00	22.79	22.73	22.86
		1	38	24.00	22.98	22.84	22.90
		1	74	24.00	22.53	22.71	22.74
		36	0	23.00	21.63	21.78	21.60
		36	18	23.00	21.66	21.84	21.59
		36	39	23.00	21.68	21.86	21.59
		75	0	23.00	21.63	21.53	21.60
	64QAM	1	0	23.00	22.10	21.77	21.89
		1	38	23.00	21.85	21.82	21.87
		1	74	23.00	21.97	21.90	21.97
		36	0	22.00	20.69	20.84	20.61
		36	18	22.00	20.70	20.86	20.66
		36	39	22.00	20.63	20.85	20.61
		75	0	22.00	20.68	20.68	20.65
Bandwidth	Modulation	RB size	RB offset	Tune-up	Channel	Channel	Channel
20MHz	QPSK	1	0	24.50	23.58	23.50	23.49
		1	50	24.50	23.55	23.47	23.52
		1	99	24.50	23.56	23.52	23.51
		50	0	24.00	22.76	22.74	22.75
		50	25	24.00	22.77	22.75	22.77
		50	50	24.00	22.76	22.76	22.76
		100	0	24.00	22.72	22.68	22.68
	16QAM	1	0	24.00	23.18	22.93	23.39
		1	50	24.00	23.14	23.00	23.15
		1	99	24.00	23.29	23.02	23.15
		50	0	23.00	21.67	21.71	21.71
		50	25	23.00	21.69	21.68	21.71
		50	50	23.00	21.73	21.66	21.68
		100	0	23.00	21.67	21.75	21.63
	64QAM	1	0	23.00	21.92	21.91	22.10
		1	50	23.00	21.88	21.97	22.21
		1	99	23.00	22.31	22.22	22.19
		50	0	22.00	20.70	20.72	20.73
		50	25	22.00	20.68	20.83	20.69
		50	50	22.00	20.76	20.84	20.71
		100	0	22.00	20.64	20.76	20.68
Bandwidth	Modulation	RB size	RB offset	Tune-up	Channel	Channel	Channel
20MHz	QPSK	1	0	24.50	23.58	23.50	23.49
		1	50	24.50	23.55	23.47	23.52
		1	99	24.50	23.56	23.52	23.51
		50	0	24.00	22.76	22.74	22.75
		50	25	24.00	22.77	22.75	22.77
		50	50	24.00	22.76	22.76	22.76
		100	0	24.00	22.72	22.68	22.68
	16QAM	1	0	24.00	23.18	22.93	23.39
		1	50	24.00	23.14	23.00	23.15
		1	99	24.00	23.29	23.02	23.15
		50	0	23.00	21.67	21.71	21.71
		50	25	23.00	21.69	21.68	21.71
		50	50	23.00	21.73	21.66	21.68
		100	0	23.00	21.67	21.75	21.63
	64QAM	1	0	23.00	21.92	21.91	22.10
		1	50	23.00	21.88	21.97	22.21
		1	99	23.00	22.31	22.22	22.19
		50	0	22.00	20.70	20.72	20.73
		50	25	22.00	20.68	20.83	20.69
		50	50	22.00	20.76	20.84	20.71
		100	0	22.00	20.64	20.76	20.68

Table 64: Conducted power measurement results of LTE Band 4 (Reduced Power Level D1/D3/D9)

Bandwidth	Modulation	RB size	RB offset	Tune-up	Channel	Channel	Channel
				Max.	19957CH	20175CH	20393CH
1.4MHz	QPSK	1	0	22.50	21.25	21.13	21.36
		1	3	22.50	21.25	21.12	21.09
		1	5	22.50	21.25	21.11	21.03
		3	0	22.50	21.41	21.30	21.23
		3	2	22.50	21.39	21.30	21.09
		3	3	22.50	21.18	21.30	21.22
		6	0	22.50	21.14	21.09	21.06
	16QAM	1	0	22.50	21.51	21.39	21.24
		1	3	22.50	21.43	21.33	21.19
		1	5	22.50	21.29	21.16	21.12
		3	0	22.50	21.32	21.36	21.15
		3	2	22.50	21.39	21.30	21.25
		3	3	22.50	21.27	21.06	21.16
		6	0	22.50	21.04	21.42	21.22
	64QAM	1	0	22.50	21.28	21.21	21.19
		1	3	22.50	21.40	21.17	21.25
		1	5	22.50	21.28	21.18	21.20
		3	0	22.50	21.11	21.25	21.24
		3	2	22.50	21.18	21.24	21.23
		3	3	22.50	21.05	21.25	21.29
		6	0	22.00	20.73	20.60	20.62
Bandwidth	Modulation	RB size	RB offset	Tune-up	Channel	Channel	Channel
3MHz	QPSK	1	0	22.50	21.34	21.30	21.16
		1	7	22.50	21.36	21.34	21.13
		1	14	22.50	21.21	21.28	21.14
		8	0	22.50	21.25	21.13	21.12
		8	4	22.50	21.26	21.15	21.26
		8	7	22.50	21.24	21.10	21.27
		15	0	22.50	21.26	21.19	21.14
	16QAM	1	0	22.50	21.43	21.30	21.31
		1	7	22.50	21.24	21.44	21.27
		1	14	22.50	21.26	21.26	21.47
		8	0	22.50	21.09	21.16	21.28
		8	4	22.50	21.05	21.24	21.23
		8	7	22.50	21.02	21.13	21.28
		15	0	22.50	21.05	21.10	21.18
	64QAM	1	0	22.50	21.16	21.16	21.17
		1	7	22.50	21.50	21.14	21.33
		1	14	22.50	21.29	21.30	21.46
		8	0	22.00	20.60	20.59	20.72
		8	4	22.00	20.60	20.61	20.62
		8	7	22.00	20.55	20.84	20.75
		15	0	22.00	20.57	20.68	20.61

Bandwidth	Modulation	RB size	RB offset	Tune-up	Channel	Channel	Channel
				Max.	19975CH	20175CH	20375CH
5MHz	QPSK	1	0	22.50	21.33	21.10	21.32
		1	13	22.50	21.29	21.05	21.35
		1	24	22.50	21.31	21.06	21.38
		12	0	22.50	21.32	21.24	21.33
		12	6	22.50	21.30	21.24	21.32
		12	13	22.50	21.30	21.25	21.31
		25	0	22.50	21.35	21.27	21.12
	16QAM	1	0	22.50	21.29	21.46	21.50
		1	13	22.50	21.59	21.41	21.58
		1	24	22.50	21.71	21.42	21.49
		12	0	22.50	21.16	21.27	21.28
		12	6	22.50	21.17	21.25	21.25
		12	13	22.50	21.13	21.25	21.28
		25	0	22.50	21.10	21.02	20.99
	64QAM	1	0	22.50	21.33	21.46	21.39
		1	13	22.50	21.34	21.46	21.39
		1	24	22.50	21.50	21.48	21.49
		12	0	22.00	20.61	20.91	20.83
		12	6	22.00	20.61	20.90	20.78
		12	13	22.00	20.63	20.90	20.82
		25	0	22.00	20.58	20.62	20.53
Bandwidth	Modulation	RB size	RB offset	Tune-up	Channel	Channel	Channel
10MHz	QPSK	1	0	22.50	21.34	21.45	21.37
		1	25	22.50	21.25	21.41	21.39
		1	49	22.50	21.37	21.43	21.37
		25	0	22.50	21.22	21.20	21.16
		25	13	22.50	21.22	21.20	21.16
		25	25	22.50	21.22	21.20	21.29
		50	0	22.50	21.03	21.34	21.15
	16QAM	1	0	22.50	21.54	21.22	21.58
		1	25	22.50	21.41	21.31	21.36
		1	49	22.50	21.52	21.40	21.37
		25	0	22.50	21.14	21.10	21.12
		25	13	22.50	21.13	21.25	21.09
		25	25	22.50	21.12	21.25	21.12
		50	0	22.50	21.18	21.11	21.23
	64QAM	1	0	22.50	21.50	21.28	21.46
		1	25	22.50	21.18	21.36	21.62
		1	49	22.50	21.55	21.22	21.38
		25	0	22.00	20.63	20.78	20.69
		25	13	22.00	20.68	20.82	20.67
		25	25	22.00	20.61	20.83	20.69
		50	0	22.00	20.63	20.51	20.73
Bandwidth	Modulation	RB size	RB offset	Tune-up	Channel	Channel	Channel
				Max.	20000CH	20175CH	20350CH

Bandwidth	Modulation	RB size	RB offset	Tune-up	Channel	Channel	Channel
				Max.	20025CH	20175CH	20325CH
15MHz	QPSK	1	0	22.50	21.36	21.33	21.42
		1	38	22.50	21.32	21.36	21.42
		1	74	22.50	21.31	21.35	21.45
		36	0	22.50	21.37	21.42	21.36
		36	18	22.50	21.31	21.44	21.36
		36	39	22.50	21.36	21.43	21.36
		75	0	22.50	21.07	21.18	21.19
	16QAM	1	0	22.50	21.39	21.44	21.58
		1	38	22.50	21.50	21.38	21.65
		1	74	22.50	21.48	21.27	21.52
		36	0	22.50	21.19	21.29	21.25
		36	18	22.50	21.17	21.31	21.24
		36	39	22.50	21.25	21.32	21.23
		75	0	22.50	21.06	21.32	21.03
	64QAM	1	0	22.50	21.32	21.28	21.52
		1	38	22.50	21.28	21.35	21.62
		1	74	22.50	21.61	21.15	21.38
		36	0	22.00	20.73	20.86	20.66
		36	18	22.00	20.64	20.88	20.65
		36	39	22.00	20.69	20.89	20.66
		75	0	22.00	20.54	20.68	20.65
Bandwidth	Modulation	RB size	RB offset	Tune-up	Channel	Channel	Channel
20MHz	QPSK	1	0	22.50	21.58	21.55	21.58
		1	50	22.50	21.61	21.55	21.60
		1	99	22.50	21.60	21.53	21.63
		50	0	22.50	21.46	21.18	21.46
		50	25	22.50	21.46	21.18	21.46
		50	50	22.50	21.42	21.27	21.44
		100	0	22.50	21.13	21.26	21.29
	16QAM	1	0	22.50	21.67	21.63	21.79
		1	50	22.50	21.80	21.56	21.90
		1	99	22.50	21.77	21.72	21.84
		50	0	22.50	21.35	21.44	21.39
		50	25	22.50	21.36	21.04	21.34
		50	50	22.50	21.33	21.02	21.37
		100	0	22.50	21.12	21.13	21.12
	64QAM	1	0	22.50	21.58	21.42	21.62
		1	50	22.50	21.47	21.57	21.54
		1	99	22.50	21.57	21.50	21.65
		50	0	22.00	20.77	20.81	20.67
		50	25	22.00	20.77	20.84	20.68
		50	50	22.00	20.77	20.82	20.68
		100	0	22.00	20.61	20.84	20.64

Table 65: Conducted power measurement results of LTE Band 4 (Reduced Power Level D2)

7.1.15 Conducted power measurements of LTE Band 5(Second antenna)

Bandwidth	Modulation	RB size	RB offset	Tune-up	Channel	Channel	Channel	
				Max.	20407CH	20525CH	20643CH	
1.4MHz	QPSK	1	0	18.50	17.85	17.80	17.82	
		1	3	18.50	17.84	17.78	17.81	
		1	5	18.50	17.80	17.86	17.81	
		3	0	18.50	17.62	17.75	17.60	
		3	2	18.50	17.62	17.58	17.59	
		3	3	18.50	17.76	17.59	17.60	
		6	0	18.50	17.81	17.76	17.74	
	16QAM	1	0	18.50	18.03	17.71	17.78	
		1	3	18.50	18.06	17.76	17.78	
		1	5	18.50	17.91	17.90	17.92	
		3	0	18.50	17.77	17.74	17.48	
		3	2	18.50	17.84	17.71	17.53	
		3	3	18.50	17.49	17.76	17.79	
		6	0	18.50	17.78	17.80	17.78	
	64QAM	1	0	18.50	17.88	17.86	17.69	
		1	3	18.50	17.60	17.83	17.79	
		1	5	18.50	17.61	17.87	17.98	
		3	0	18.50	17.71	17.67	17.47	
		3	2	18.50	17.72	17.75	17.78	
		3	3	18.50	17.82	17.72	17.68	
		6	0	18.50	17.73	17.68	17.44	
	Bandwidth	Modulation	RB size	RB offset	Tune-up	Channel	Channel	Channel
	3MHz	QPSK	1	0	18.50	17.74	17.71	17.72
			1	7	18.50	17.70	17.77	17.74
1			14	18.50	17.70	17.80	17.77	
8			0	18.50	17.73	17.56	17.80	
8			4	18.50	17.71	17.54	17.81	
8			7	18.50	17.71	17.52	17.80	
15			0	18.50	17.74	17.83	17.59	
16QAM		1	0	18.50	17.81	17.82	17.92	
		1	7	18.50	17.85	17.95	18.01	
		1	14	18.50	17.85	18.08	17.99	
		8	0	18.50	17.52	17.75	17.72	
		8	4	18.50	17.57	17.71	17.64	
		8	7	18.50	17.57	17.79	17.66	
		15	0	18.50	17.54	17.89	17.65	
64QAM		1	0	18.50	17.70	17.51	17.63	
		1	7	18.50	17.53	17.62	17.79	
		1	14	18.50	17.50	17.51	18.05	
		8	0	18.50	17.86	17.71	17.54	
		8	4	18.50	17.86	17.69	17.47	
		8	7	18.50	17.46	17.59	17.48	
		15	0	18.50	17.86	17.82	17.67	
Bandwidth		Modulation	RB size	RB offset	Tune-up	Channel	Channel	Channel
					Max.	20415CH	20525CH	20635CH

Bandwidth	Modulation	RB size	RB offset	Tune-up	Channel	Channel	Channel
				Max.	20425CH	20525CH	20625CH
5MHz	QPSK	1	0	18.50	17.78	17.76	17.83
		1	13	18.50	17.76	17.77	17.81
		1	24	18.50	17.73	17.82	17.83
		12	0	18.50	17.80	17.90	17.77
		12	6	18.50	17.80	17.86	17.76
		12	13	18.50	17.80	17.87	17.80
		25	0	18.50	17.74	17.72	17.78
	16QAM	1	0	18.50	17.77	17.61	17.69
		1	13	18.50	17.89	18.07	17.60
		1	24	18.50	17.99	17.87	17.70
		12	0	18.50	17.55	17.73	17.65
		12	6	18.50	17.55	17.72	17.68
		12	13	18.50	17.61	17.53	17.63
		25	0	18.50	17.64	17.60	17.74
	64QAM	1	0	18.50	17.67	17.79	18.09
		1	13	18.50	17.71	17.68	17.83
		1	24	18.50	17.65	17.57	17.97
		12	0	18.50	17.52	17.72	17.61
		12	6	18.50	17.56	17.71	17.59
		12	13	18.50	17.56	17.75	17.60
		25	0	18.50	17.51	17.50	17.76
Bandwidth	Modulation	RB size	RB offset	Tune-up	Channel	Channel	Channel
10MHz	QPSK	1	0	18.50	17.74	17.87	17.93
		1	25	18.50	17.73	17.92	17.89
		1	49	18.50	17.79	17.91	17.94
		25	0	18.50	17.84	17.78	17.84
		25	13	18.50	17.83	17.76	17.81
		25	25	18.50	17.83	17.79	17.86
		50	0	18.50	17.59	17.77	17.86
	16QAM	1	0	18.50	17.66	17.68	17.83
		1	25	18.50	18.09	18.03	17.63
		1	49	18.50	17.91	17.72	17.79
		25	0	18.50	17.73	17.68	17.68
		25	13	18.50	17.76	17.52	17.68
		25	25	18.50	17.73	17.52	17.66
		50	0	18.50	17.77	17.83	17.45
	64QAM	1	0	18.50	17.99	17.94	17.56
		1	25	18.50	17.90	17.71	17.51
		1	49	18.50	17.93	17.65	17.65
		25	0	18.50	17.61	17.86	17.53
		25	13	18.50	17.62	17.46	17.70
		25	25	18.50	17.60	17.47	17.49
		50	0	18.50	17.67	17.60	17.79
Bandwidth	Modulation	RB size	RB offset	Tune-up	Channel	Channel	Channel
10MHz	QPSK	1	0	18.50	17.74	17.87	17.93
		1	25	18.50	17.73	17.92	17.89
		1	49	18.50	17.79	17.91	17.94
		25	0	18.50	17.84	17.78	17.84
		25	13	18.50	17.83	17.76	17.81
		25	25	18.50	17.83	17.79	17.86
		50	0	18.50	17.59	17.77	17.86
	16QAM	1	0	18.50	17.66	17.68	17.83
		1	25	18.50	18.09	18.03	17.63
		1	49	18.50	17.91	17.72	17.79
		25	0	18.50	17.73	17.68	17.68
		25	13	18.50	17.76	17.52	17.68
		25	25	18.50	17.73	17.52	17.66
		50	0	18.50	17.77	17.83	17.45
	64QAM	1	0	18.50	17.99	17.94	17.56
		1	25	18.50	17.90	17.71	17.51
		1	49	18.50	17.93	17.65	17.65
		25	0	18.50	17.61	17.86	17.53
		25	13	18.50	17.62	17.46	17.70
		25	25	18.50	17.60	17.47	17.49
		50	0	18.50	17.67	17.60	17.79

Table 66: Conducted power measurement results of LTE Band 5 (Reduced Power Level D1/D3)

Bandwidth	Modulation	RB size	RB offset	Tune-up	Channel	Channel	Channel
				Max.	20407CH	20525CH	20643CH
1.4MHz	QPSK	1	0	24.50	23.60	23.57	23.54
		1	3	24.50	23.60	23.59	23.57
		1	5	24.50	23.59	23.49	23.56
		3	0	24.50	23.72	23.47	23.60
		3	2	24.50	23.72	23.59	23.59
		3	3	24.50	23.59	23.60	23.59
		6	0	23.50	22.74	22.66	22.66
	16QAM	1	0	23.50	22.86	22.70	22.71
		1	3	23.50	22.68	22.61	22.50
		1	5	23.50	22.81	22.67	22.82
		3	0	23.50	22.78	22.64	22.69
		3	2	23.50	22.76	22.71	22.65
		3	3	23.50	22.72	22.62	22.61
		6	0	22.50	21.66	21.45	21.56
	64QAM	1	0	22.50	21.79	21.77	21.79
		1	3	22.50	21.85	21.70	21.82
		1	5	22.50	21.86	21.60	21.53
		3	0	22.50	21.83	21.75	21.66
		3	2	22.50	21.46	21.75	21.78
		3	3	22.50	21.50	21.82	21.87
		6	0	21.50	20.64	20.55	20.72
Bandwidth	Modulation	RB size	RB offset	Tune-up	Channel	Channel	Channel
3MHz	QPSK	1	0	24.50	23.54	23.59	23.72
		1	7	24.50	23.56	23.75	23.66
		1	14	24.50	23.56	23.77	23.68
		8	0	23.50	22.67	22.42	22.44
		8	4	23.50	22.68	22.47	22.38
		8	7	23.50	22.68	22.44	22.44
		15	0	23.50	22.49	22.80	22.54
	16QAM	1	0	23.50	22.66	22.71	22.82
		1	7	23.50	22.70	22.70	22.94
		1	14	23.50	22.76	22.86	22.88
		8	0	22.50	21.68	21.47	21.35
		8	4	22.50	21.70	21.38	21.72
		8	7	22.50	21.63	21.47	21.43
		15	0	22.50	21.66	21.81	21.35
	64QAM	1	0	22.50	21.79	21.80	21.68
		1	7	22.50	21.96	21.55	21.50
		1	14	22.50	21.74	21.69	21.78
		8	0	21.50	20.70	20.39	20.75
		8	4	21.50	20.73	20.40	20.76
		8	7	21.50	20.50	20.43	20.71
		15	0	21.50	20.72	20.69	20.46

Bandwidth	Modulation	RB size	RB offset	Tune-up	Channel	Channel	Channel
				Max.	20425CH	20525CH	20625CH
5MHz	QPSK	1	0	24.50	23.57	23.61	23.43
		1	13	24.50	23.55	23.58	23.47
		1	24	24.50	23.58	23.75	23.42
		12	0	23.50	22.55	22.39	22.76
		12	6	23.50	22.55	22.40	22.77
		12	13	23.50	22.50	22.39	22.74
		25	0	23.50	22.80	22.62	22.71
	16QAM	1	0	23.50	22.76	22.58	22.57
		1	13	23.50	22.67	22.61	22.49
		1	24	23.50	22.85	22.51	22.62
		12	0	22.50	21.51	21.41	21.40
		12	6	22.50	21.46	21.43	21.35
		12	13	22.50	21.42	21.55	21.34
		25	0	22.50	21.77	21.64	21.50
	64QAM	1	0	22.50	21.91	21.64	21.54
		1	13	22.50	21.81	21.44	21.64
		1	24	22.50	21.75	21.42	21.50
		12	0	21.50	20.52	20.43	20.39
		12	6	21.50	20.53	20.41	20.49
		12	13	21.50	20.50	20.42	20.38
		25	0	21.50	20.77	20.68	20.64
Bandwidth	Modulation	RB size	RB offset	Tune-up	Channel	Channel	Channel
10MHz	QPSK	1	0	24.50	23.68	23.52	23.47
		1	25	24.50	23.67	23.53	23.51
		1	49	24.50	23.81	23.56	23.53
		25	0	23.50	22.86	22.76	22.81
		25	13	23.50	22.85	22.61	22.80
		25	25	23.50	22.83	22.76	22.81
		50	0	23.50	22.57	22.75	22.58
	16QAM	1	0	23.50	22.64	22.47	22.48
		1	25	23.50	22.90	22.64	22.58
		1	49	23.50	22.83	22.50	22.58
		25	0	22.50	21.79	21.69	21.33
		25	13	22.50	21.79	21.37	21.32
		25	25	22.50	21.46	21.37	21.40
		50	0	22.50	21.46	21.72	21.58
	64QAM	1	0	22.50	21.85	21.51	21.58
		1	25	22.50	22.00	21.63	21.63
		1	49	22.50	21.66	21.60	21.78
		25	0	21.50	20.44	20.68	20.74
		25	13	21.50	20.46	20.41	20.46
		25	25	21.50	20.50	20.47	20.72
		50	0	21.50	20.51	20.77	20.64
Bandwidth	Modulation	RB size	RB offset	Tune-up	Channel	Channel	Channel
				Max.	20450CH	20525CH	20600CH

Table 67: Conducted power measurement results of LTE Band 5 (Full Power)