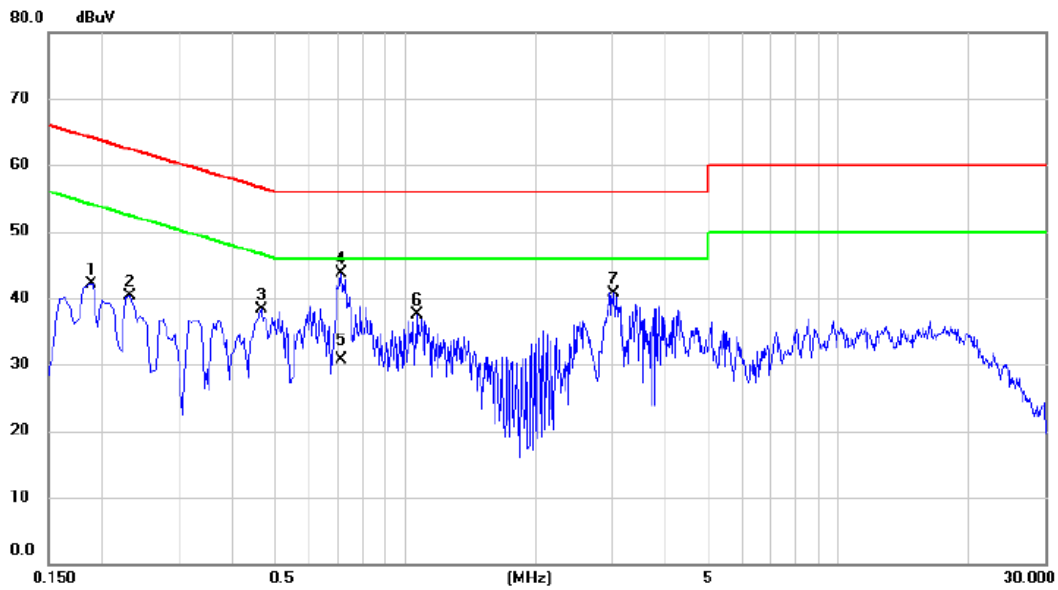


## **APPENDIX A - AC POWER LINE CONDUCTED EMISSIONS**

Test Mode: TX Mode Channel 00\_UHD 2M π/4-DQPSK

Line



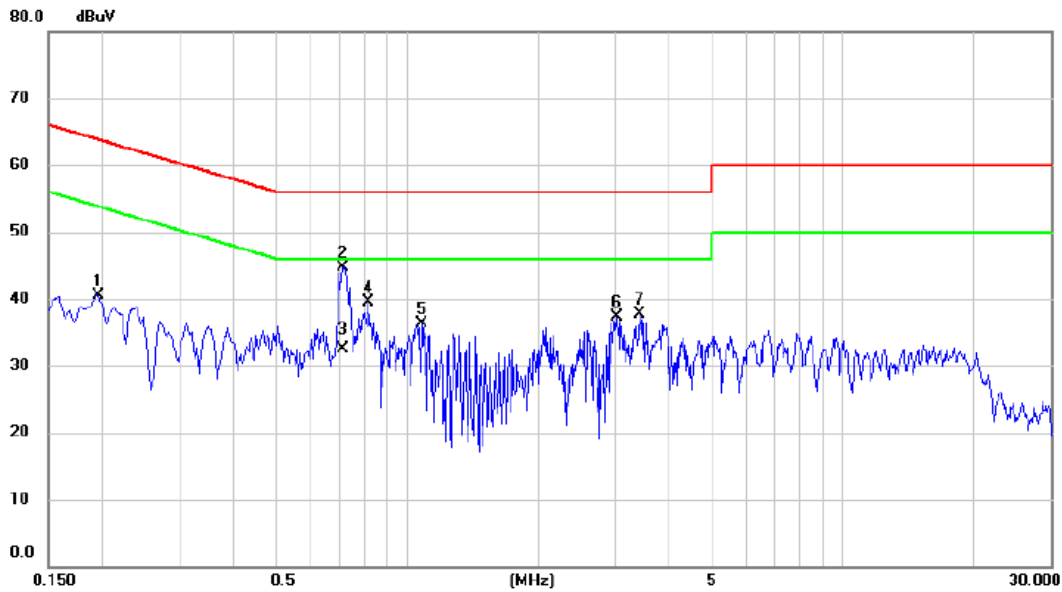
No.	Mk.	Freq. MHz	Reading Level dBuV	Correct Factor dB	Measure- ment dBuV	Limit dBuV	Margin dB	Detector	Comment
1		0.1884	32.21	9.88	42.09	64.11	-22.02	peak	
2		0.2310	30.42	9.89	40.31	62.41	-22.10	peak	
3		0.4650	28.30	9.94	38.24	56.60	-18.36	peak	
4	*	0.7125	33.91	9.88	43.79	56.00	-12.21	peak	
5		0.7125	20.90	9.88	30.78	46.00	-15.22	AVG	
6		1.0680	27.43	10.01	37.44	56.00	-18.56	peak	
7		3.0390	30.60	10.18	40.78	56.00	-15.22	peak	

REMARKS:

- (1) Measurement Value = Reading Level + Correct Factor.
- (2) Margin Level = Measurement Value - Limit Value.

Test Mode: TX Mode Channel 00\_UHD 2M π/4-DQPSK

### Neutral



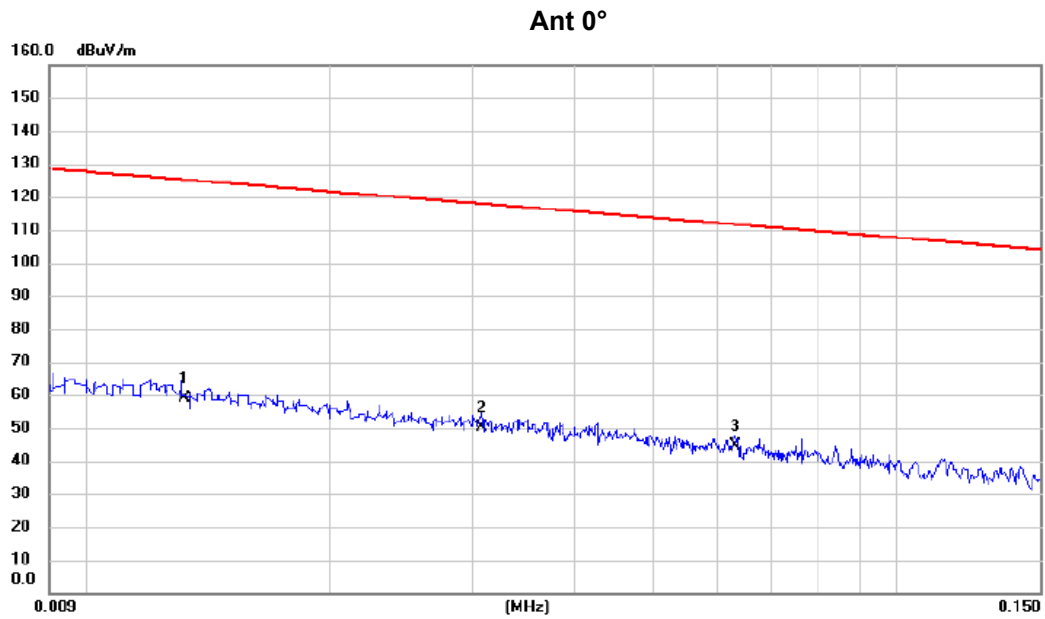
No.	Mk.	Freq. MHz	Reading Level dBuV	Correct Factor dB	Measure- ment dBuV	Limit dBuV	Margin dB	Detector	Comment
1		0.1950	30.49	9.99	40.48	63.82	-23.34	peak	
2	*	0.7124	34.62	10.12	44.74	56.00	-11.26	peak	
3		0.7124	22.30	10.12	32.42	46.00	-13.58	AVG	
4		0.8160	29.23	10.24	39.47	56.00	-16.53	peak	
5		1.0770	26.07	10.31	36.38	56.00	-19.62	peak	
6		3.0300	26.85	10.52	37.37	56.00	-18.63	peak	
7		3.4170	27.12	10.55	37.67	56.00	-18.33	peak	

**REMARKS:**

- (1) Measurement Value = Reading Level + Correct Factor.
- (2) Margin Level = Measurement Value - Limit Value.

## **APPENDIX B - RADIATED EMISSION - 9 KHZ-30 MHZ**

Test Mode: TX Mode Channel 00\_UHD 2M  $\pi/4$ -DQPSK



No.	Mk.	Freq. MHz	Reading Level dBuV	Correct Factor dB	Measure- ment dBuV/m	Limit dBuV/m	Margin dB	Detector	Comment
1	*	0.013	43.25	15.86	59.11	125.19	-66.08	AVG	
2		0.031	36.25	13.86	50.11	117.83	-67.72	AVG	
3		0.063	31.02	13.72	44.74	111.59	-66.85	AVG	

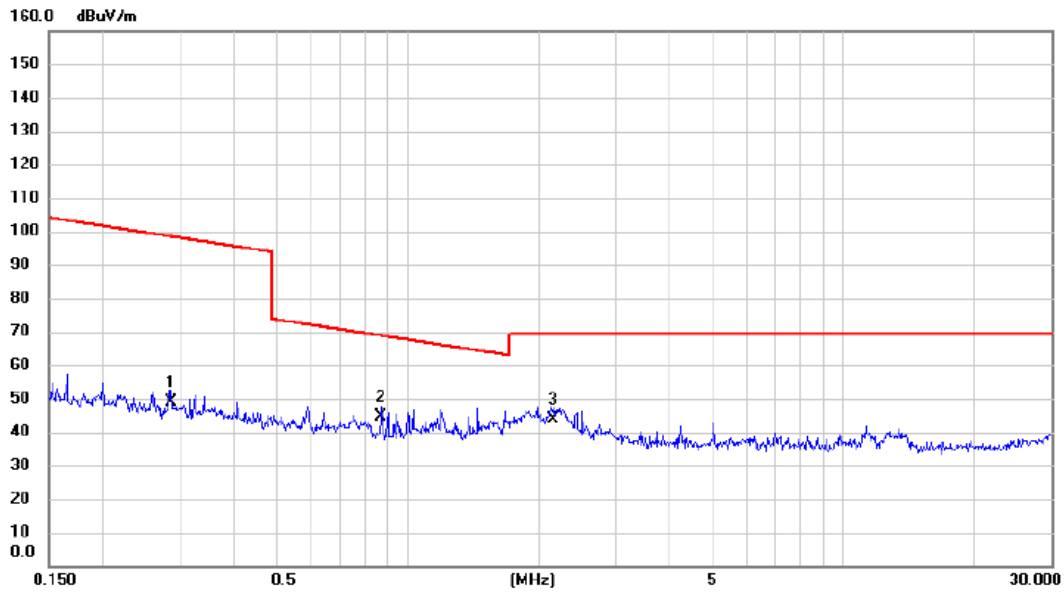
**REMARKS:**

(1) Measurement Value = Reading Level + Correct Factr.

(2) Margin Level = Measurement Value - Limit Value.

Test Mode: TX Mode Channel 00\_UHD 2M  $\pi/4$ -DQPSK

Ant 0°



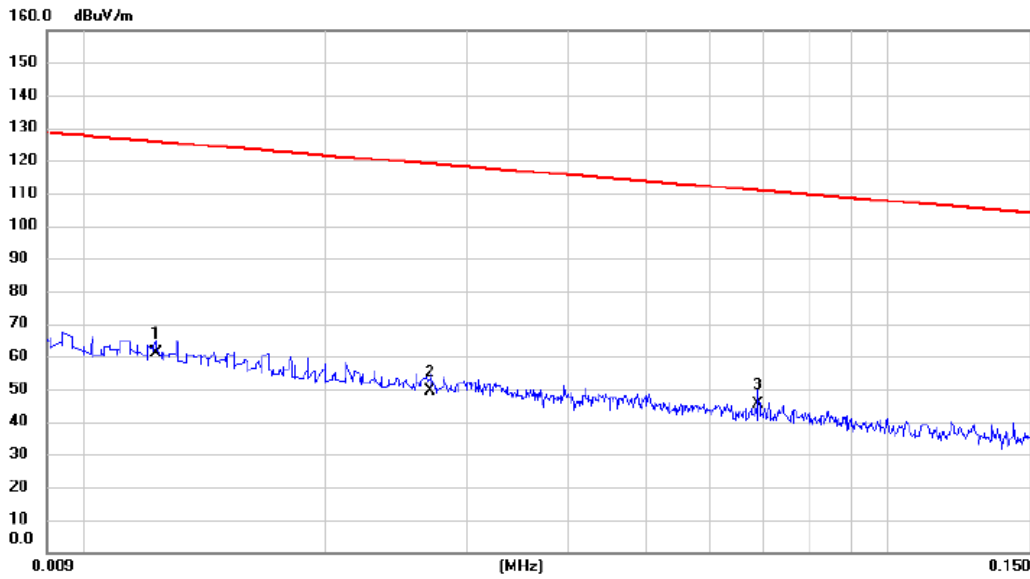
No. Mk.	Freq. MHz	Reading Level dBuV	Correct Factor dB	Measurement dBuV/m	Limit dBuV/m	Margin dB	Detector	Comment
1	0.286	35.62	13.57	49.19	98.47	-49.28	AVG	
2 *	0.871	32.01	12.54	44.55	68.80	-24.25	QP	
3	2.155	31.89	11.73	43.62	69.54	-25.92	QP	

REMARKS:

- (1) Measurement Value = Reading Level + Correct Factor.
- (2) Margin Level = Measurement Value - Limit Value.

Test Mode: TX Mode Channel 00\_UHD 2M  $\pi/4$ -DQPSK

**Ant 90°**



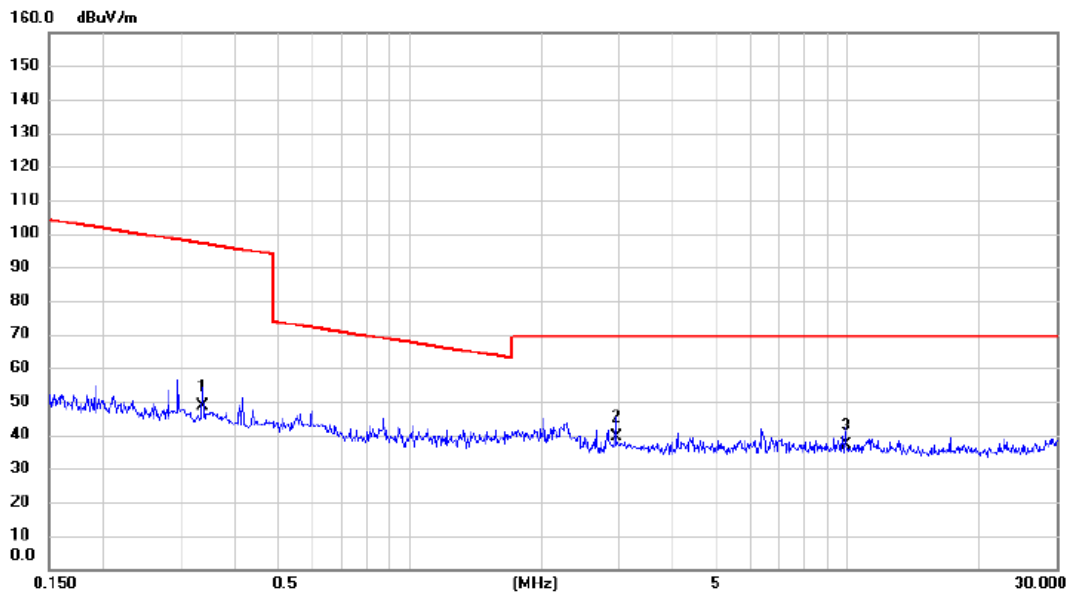
No.	Mk.	Freq. MHz	Reading Level dBuV	Correct Factor dB	Measure- ment dBuV/m	Limit dBuV/m	Margin dB	Detector	Comment
1	*	0.012	45.02	16.13	61.15	125.81	-64.66	AVG	
2		0.027	35.69	13.84	49.53	118.98	-69.45	AVG	
3		0.069	31.87	13.63	45.50	110.83	-65.33	AVG	

**REMARKS:**

- (1) Measurement Value = Reading Level + Correct Factor.
- (2) Margin Level = Measurement Value - Limit Value.

Test Mode: TX Mode Channel 00\_UHD 2M  $\pi/4$ -DQPSK

**Ant 90°**



No.	Mk.	Freq. MHz	Reading Level dBuV	Correct Factor dB	Measure- ment dBuV/m	Limit dBuV/m	Margin dB	Detector	Comment
1		0.337	35.26	13.45	48.71	97.05	-48.34	AVG	
2	*	2.962	28.14	11.25	39.39	69.54	-30.15	QP	
3		9.913	25.47	11.62	37.09	69.54	-32.45	QP	

**REMARKS:**

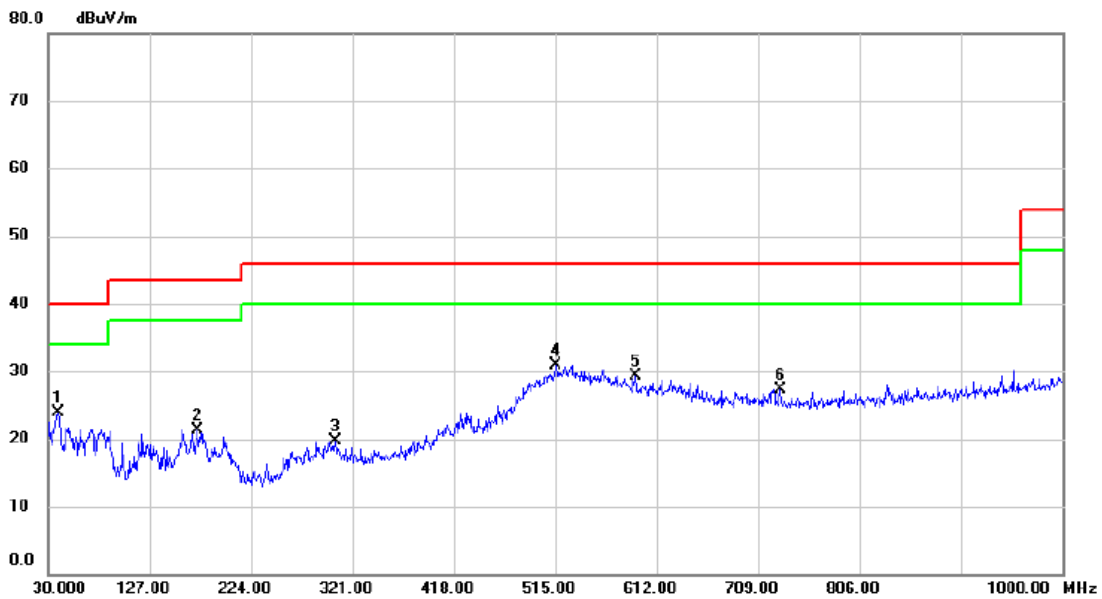
- (1) Measurement Value = Reading Level + Correct Factor.
- (2) Margin Level = Measurement Value - Limit Value.



**APPENDIX C - RADIATED EMISSION - 30 MHZ TO 1000 MHZ**

Test Mode: TX Mode Channel 00\_UHD 2M π/4-DQPSK

### Vertical

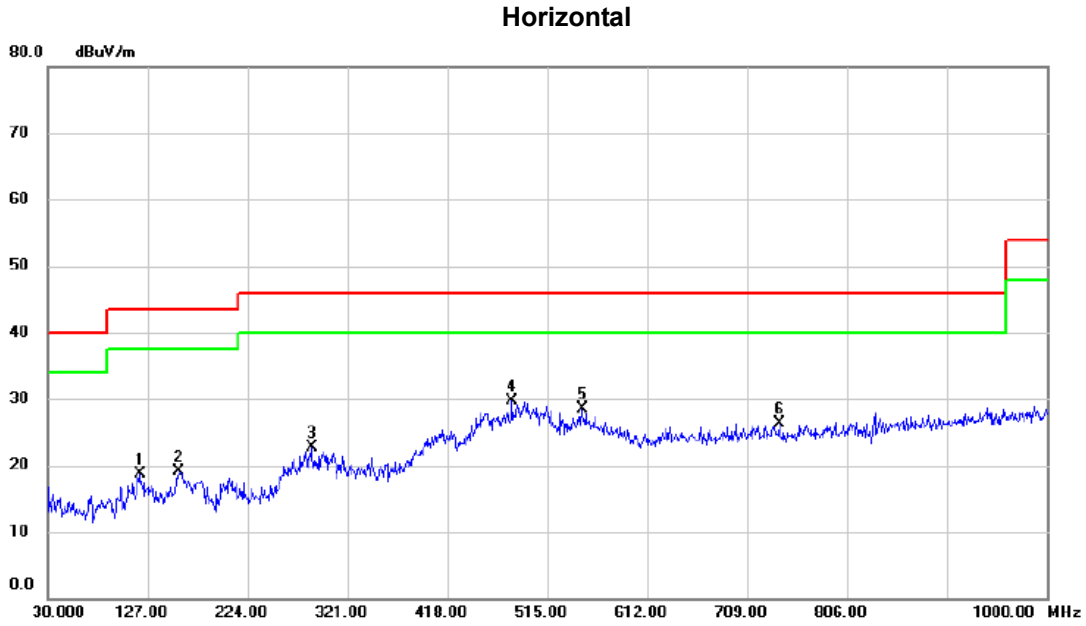


No.	Mk.	Freq. MHz	Reading Level dBuV	Correct Factor dB	Measure- ment dBuV/m	Limit dBuV/m	Margin dB	Detector	Comment
1		39.700	37.57	-13.71	23.86	40.00	-16.14	peak	
2		172.590	34.00	-12.74	21.26	43.50	-22.24	peak	
3		304.510	31.29	-11.56	19.73	46.00	-26.27	peak	
4	*	515.970	38.74	-7.90	30.84	46.00	-15.16	peak	
5		591.630	35.73	-6.42	29.31	46.00	-16.69	peak	
6		730.340	31.57	-4.25	27.32	46.00	-18.68	peak	

**REMARKS:**

- (1) Measurement Value = Reading Level + Correct Factor.
- (2) Margin Level = Measurement Value - Limit Value.

Test Mode: TX Mode Channel 00\_UHD 2M π/4-DQPSK



No.	Mk.	Freq. MHz	Reading Level dBuV	Correct Factor dB	Measure- ment dBuV/m	Limit dBuV/m	Margin dB	Detector	Comment
1		119.240	31.98	-13.24	18.74	43.50	-24.76	peak	
2		157.070	30.61	-11.50	19.11	43.50	-24.39	peak	
3		286.080	35.00	-12.36	22.64	46.00	-23.36	peak	
4	*	481.050	37.90	-8.16	29.74	46.00	-16.26	peak	
5		548.950	36.11	-7.62	28.49	46.00	-17.51	peak	
6		740.040	30.42	-4.18	26.24	46.00	-19.76	peak	

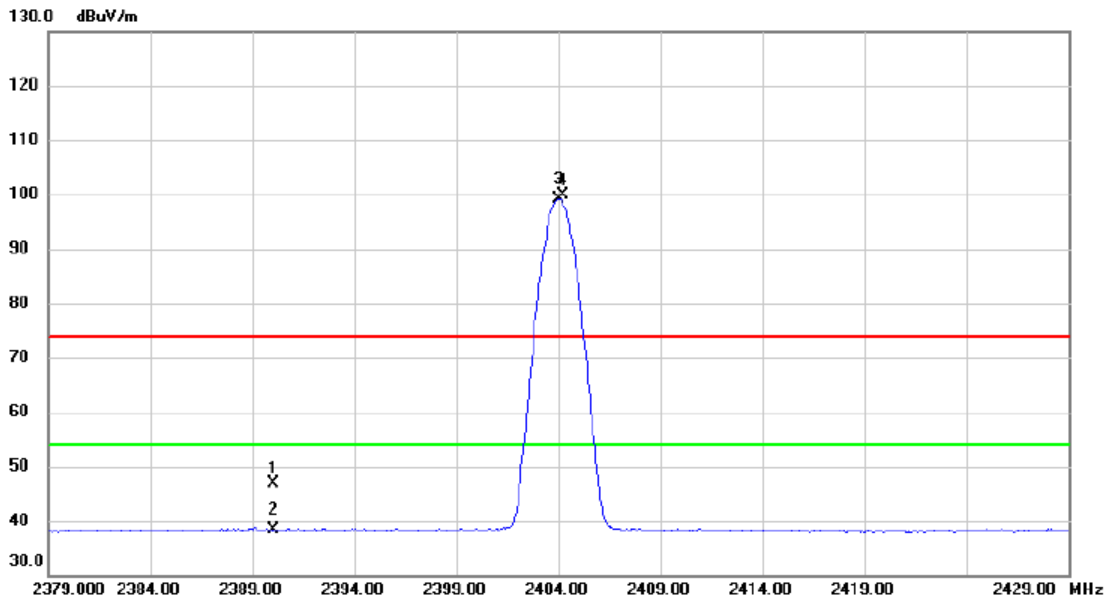
REMARKS:

- (1) Measurement Value = Reading Level + Correct Factor.
- (2) Margin Level = Measurement Value - Limit Value.

## **APPENDIX D - RADIATED EMISSION - ABOVE 1000 MHZ**

Test Mode: TX 2404 MHz \_CH00\_UHD 1M GFSK

**Vertical**



No.	Mk.	Freq. MHz	Reading Level dBuV	Correct Factor dB	Measure- ment dBuV/m	Limit dBuV/m	Margin dB	Detector	Comment
1		2390.000	40.02	6.89	46.91	74.00	-27.09	peak	
2		2390.000	31.48	6.89	38.37	54.00	-15.63	AVG	
3	*	2404.000	92.27	6.88	99.15	54.00	45.15	AVG	No Limit
4	X	2404.250	92.97	6.88	99.85	74.00	25.85	peak	No Limit

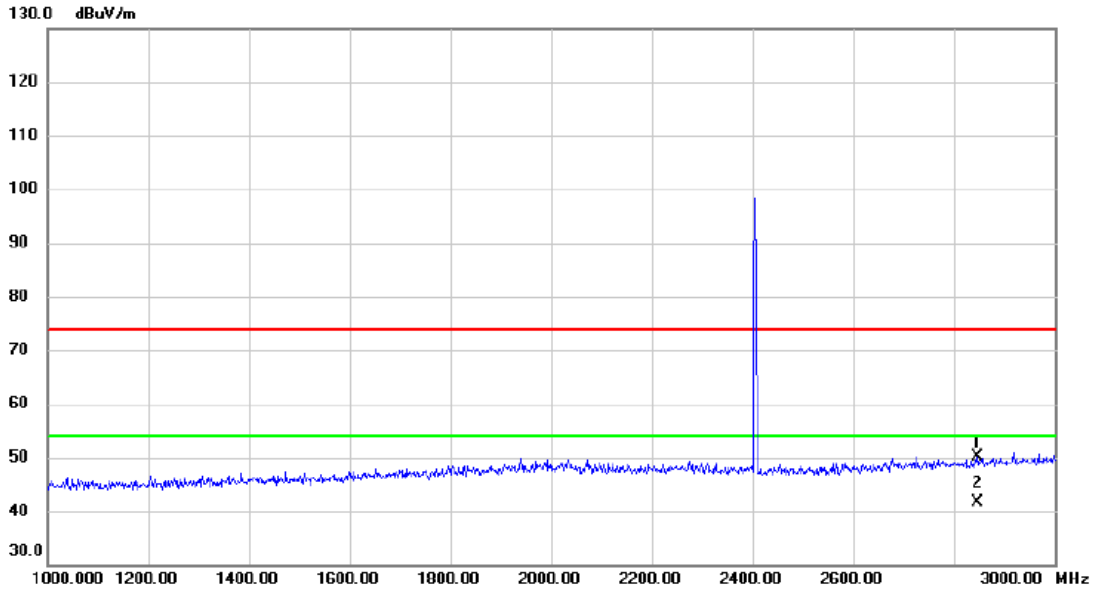
**REMARKS:**

(1) Measurement Value = Reading Level + Correct Factor.

(2) Margin Level = Measurement Value - Limit Value.

Test Mode: TX 2404 MHz \_CH00\_UHD 1M GFSK

**Vertical**



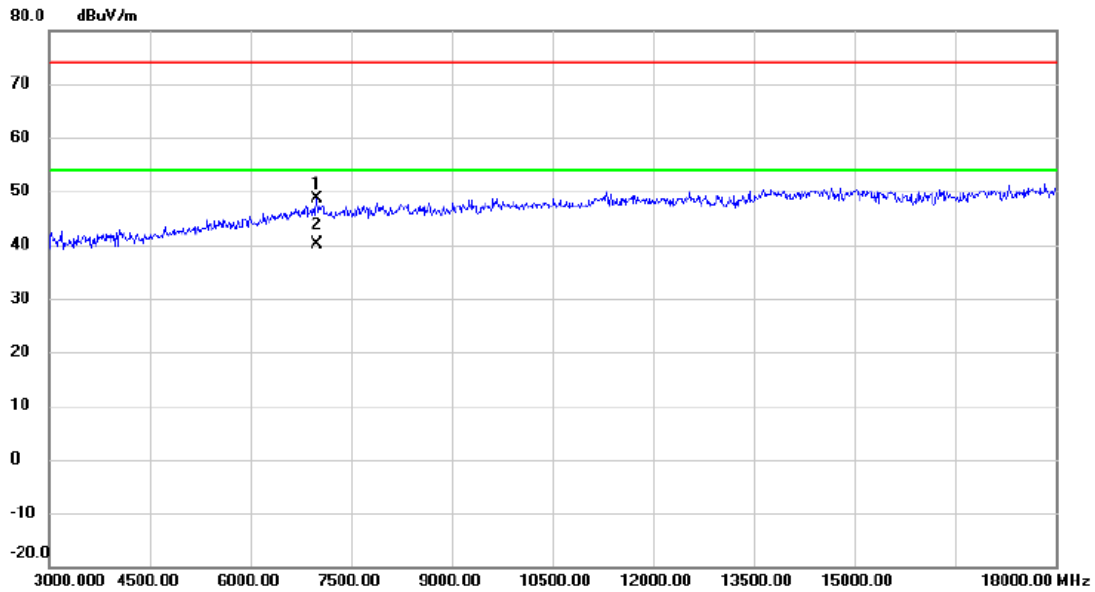
No.	Mk.	Freq. MHz	Reading Level dBuV	Correct Factor dB	Measure- ment dBuV/m	Limit dBuV/m	Margin dB	Detector	Comment
1		2846.000	41.47	8.59	50.06	74.00	-23.94	peak	
2	*	2846.000	33.14	8.59	41.73	54.00	-12.27	AVG	

**REMARKS:**

- (1) Measurement Value = Reading Level + Correct Factor.
- (2) Margin Level = Measurement Value - Limit Value.

Test Mode: TX 2404 MHz \_CH00\_UHD 1M GFSK

### Vertical



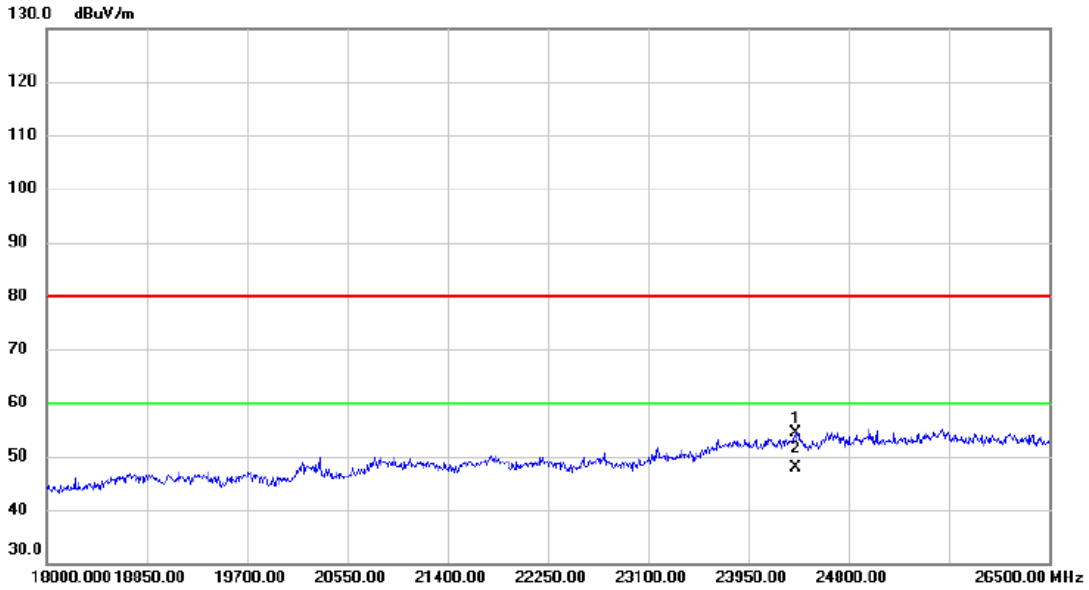
No.	Mk.	Freq. MHz	Reading Level dBuV	Correct Factor dB	Measure- ment dBuV/m	Limit dBuV/m	Margin dB	Detector	Comment
1		6990.000	39.74	8.85	48.59	74.00	-25.41	peak	
2	*	6990.000	31.25	8.85	40.10	54.00	-13.90	AVG	

**REMARKS:**

- (1) Measurement Value = Reading Level + Correct Factor.
- (2) Margin Level = Measurement Value - Limit Value.

Test Mode: TX 2404 MHz \_CH00\_UHD 1M GFSK

**Vertical**



No.	Mk.	Freq. MHz	Reading Level dBuV	Correct Factor dB	Measure- ment dBuV/m	Limit dBuV/m	Margin dB	Detector	Comment
1		24349.500	24.89	29.61	54.50	80.00	-25.50	peak	
2	*	24349.500	18.32	29.61	47.93	60.00	-12.07	AVG	

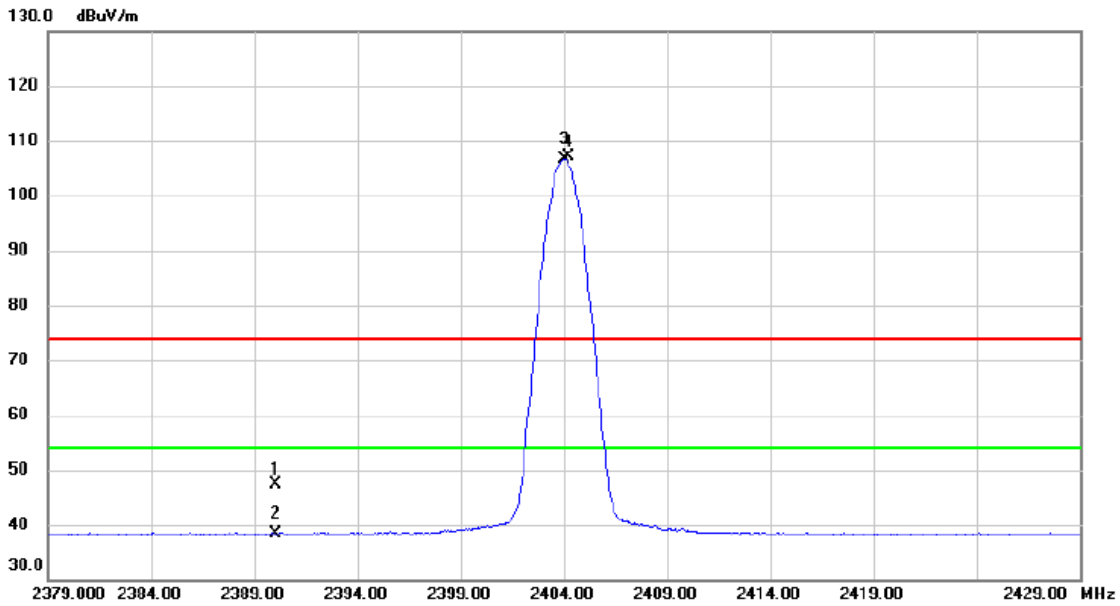
**REMARKS:**

- (1) Measurement Value = Reading Level + Correct Factor.
- (2) Margin Level = Measurement Value - Limit Value.



Test Mode: TX 2404 MHz \_CH00\_UHD 1M GFSK

### Horizontal



No.	Mk.	Freq. MHz	Reading Level dBuV	Correct Factor dB	Measure- ment dBuV/m	Limit dBuV/m	Margin dB	Detector	Comment
1		2390.000	40.42	6.89	47.31	74.00	-26.69	peak	
2		2390.000	31.41	6.89	38.30	54.00	-15.70	AVG	
3	*	2404.000	99.72	6.88	106.60	54.00	52.60	AVG	No Limit
4	X	2404.250	100.21	6.88	107.09	74.00	33.09	peak	No Limit

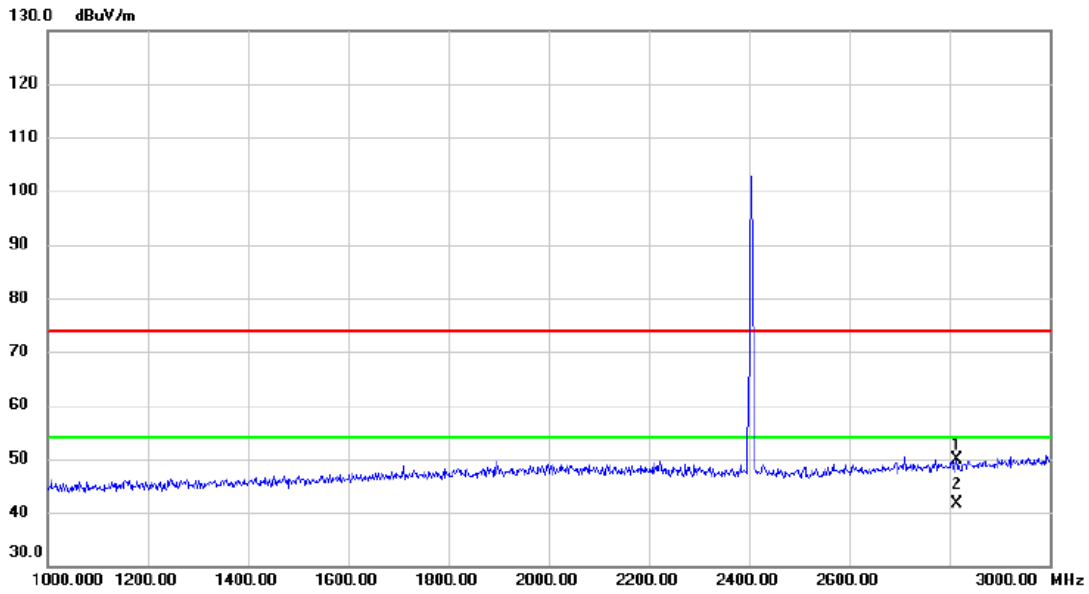
**REMARKS:**

(1) Measurement Value = Reading Level + Correct Factor.

(2) Margin Level = Measurement Value - Limit Value.

Test Mode: TX 2404 MHz \_CH00\_UHD 1M GFSK

### Horizontal



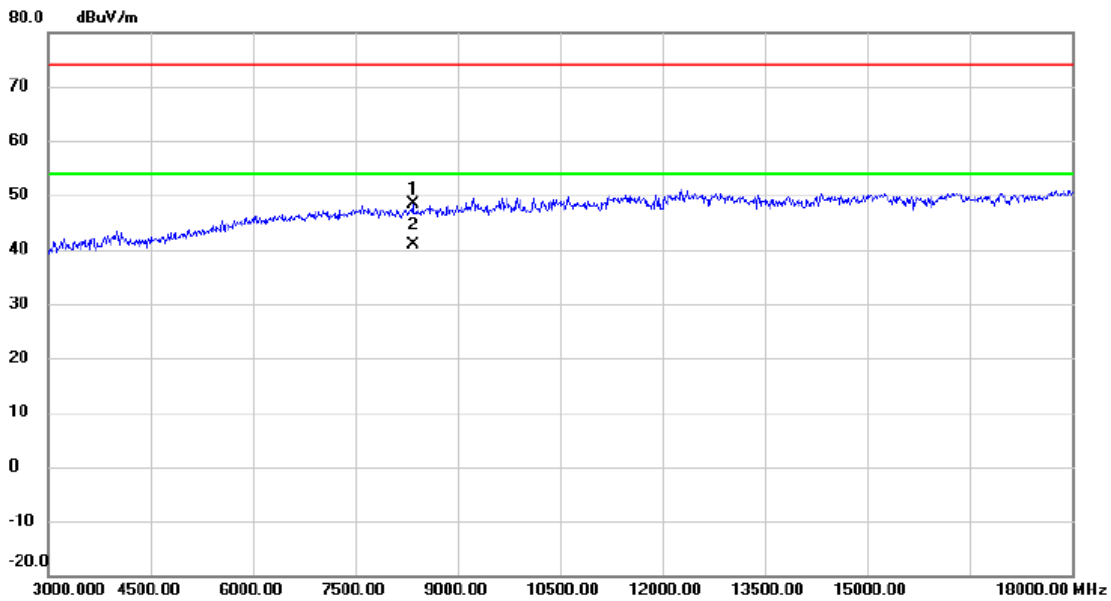
No. Mk.	Freq. MHz	Reading Level dBuV	Correct Factor dB	Measurement dBuV/m	Limit dBuV/m	Margin dB	Detector	Comment
1	2814.000	41.57	8.43	50.00	74.00	-24.00	peak	
2 *	2814.000	33.14	8.43	41.57	54.00	-12.43	AVG	

**REMARKS:**

- (1) Measurement Value = Reading Level + Correct Factor.
- (2) Margin Level = Measurement Value - Limit Value.

Test Mode: TX 2404 MHz \_CH00\_UHD 1M GFSK

### Horizontal



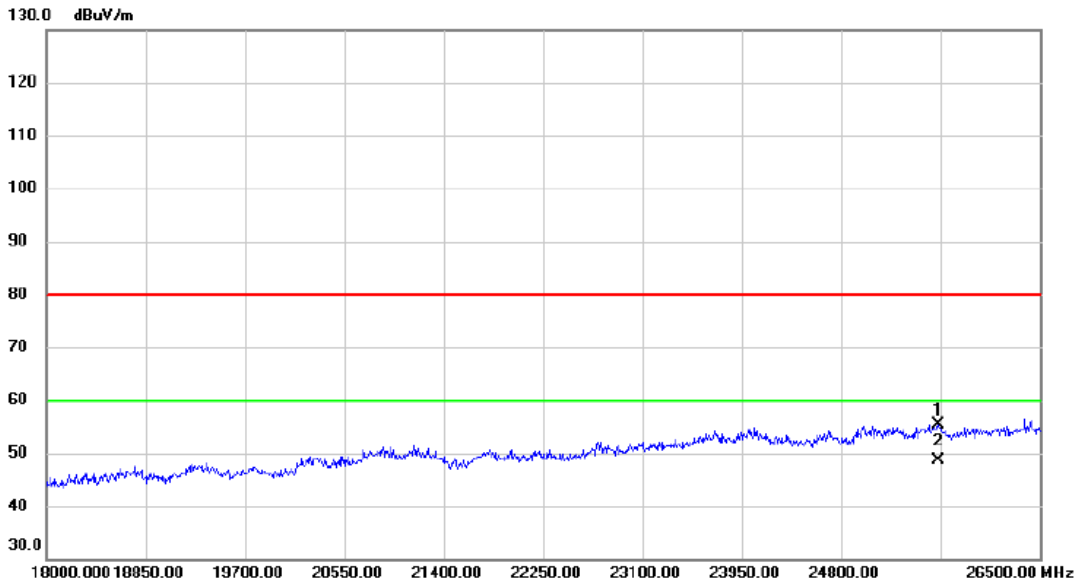
No.	Mk.	Freq. MHz	Reading Level dBuV	Correct Factor dB	Measure- ment dBuV/m	Limit dBuV/m	Margin dB	Detector	Comment
1		8340.000	38.34	9.92	48.26	74.00	-25.74	peak	
2	*	8340.000	31.02	9.92	40.94	54.00	-13.06	AVG	

**REMARKS:**

- (1) Measurement Value = Reading Level + Correct Factor.
- (2) Margin Level = Measurement Value - Limit Value.

Test Mode: TX 2404 MHz \_CH00\_UHD 1M GFSK

### Horizontal

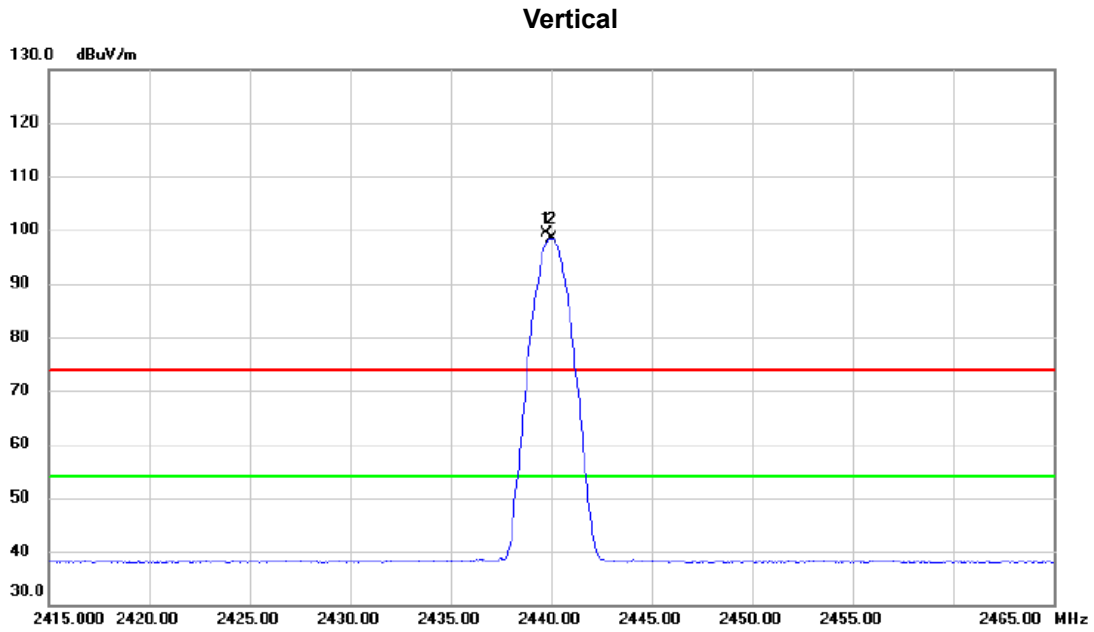


No. Mk.	Freq. MHz	Reading Level dBuV	Correct Factor dB	Measure- ment dBuV/m	Limit dBuV/m	Margin dB	Detector	Comment
1	25633.000	25.23	30.17	55.40	80.00	-24.60	peak	
2 *	25633.000	18.45	30.17	48.62	60.00	-11.38	AVG	

**REMARKS:**

- (1) Measurement Value = Reading Level + Correct Factor.
- (2) Margin Level = Measurement Value - Limit Value.

Test Mode: TX 2440 MHz \_CH18\_UHD 1M GFSK



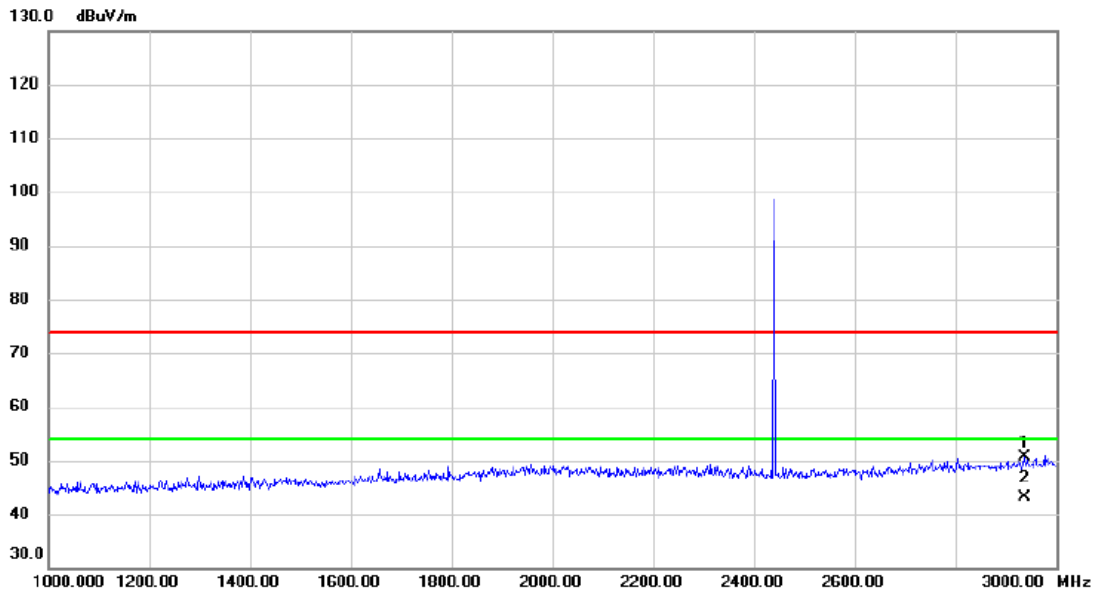
No.	Mk.	Freq.	Reading Level	Correct Factor	Measurement	Limit	Margin	Detector	Comment
		MHz	dBuV	dB	dBuV/m	dBuV/m	dB		
1	X	2439.750	92.43	6.84	99.27	74.00	25.27	peak	No Limit
2	*	2440.050	91.66	6.84	98.50	54.00	44.50	AVG	No Limit

**REMARKS:**

- (1) Measurement Value = Reading Level + Correct Factor.
- (2) Margin Level = Measurement Value - Limit Value.

Test Mode: TX 2440 MHz \_CH18\_UHD 1M GFSK

**Vertical**



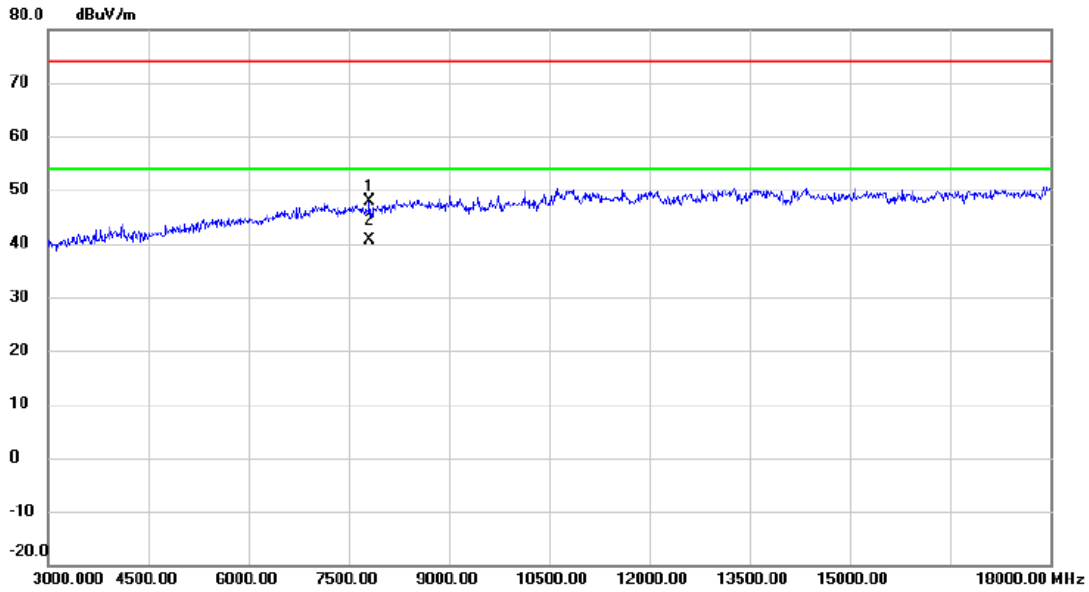
No.	Mk.	Freq.	Reading Level	Correct Factor	Measurement	Limit	Margin	Detector	Comment
		MHz	dBuV	dB	dBuV/m	dBuV/m	dB		
1		2936.000	41.48	9.06	50.54	74.00	-23.46	peak	
2	*	2936.000	34.12	9.06	43.18	54.00	-10.82	AVG	

**REMARKS:**

- (1) Measurement Value = Reading Level + Correct Factor.
- (2) Margin Level = Measurement Value - Limit Value.

Test Mode: TX 2440 MHz \_CH18\_UHD 1M GFSK

**Vertical**



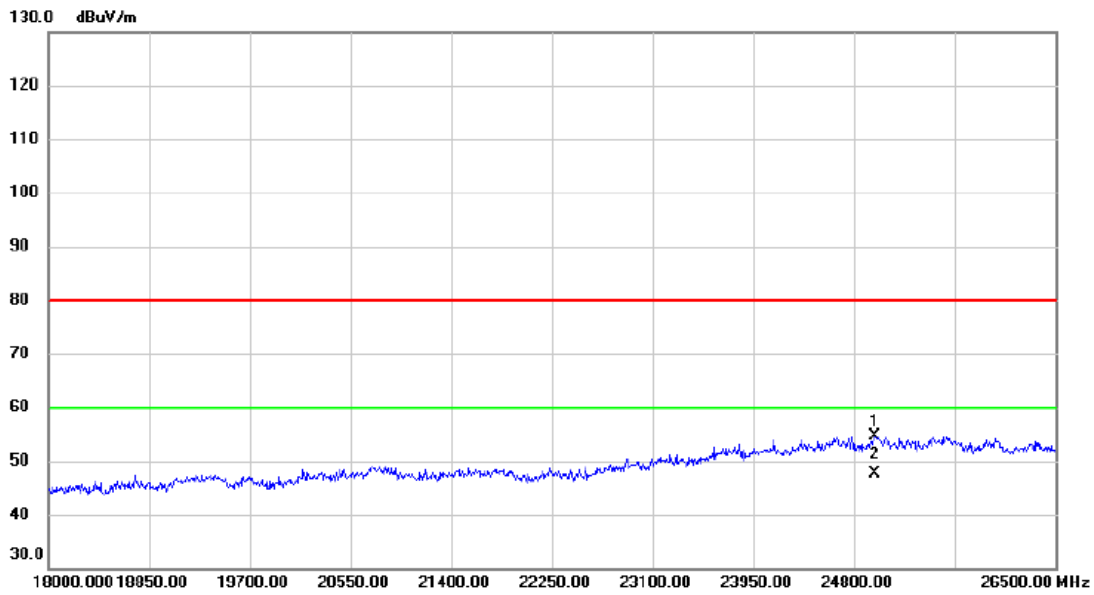
No.	Mk.	Freq. MHz	Reading Level dBuV	Correct Factor dB	Measure- ment dBuV/m	Limit dBuV/m	Margin dB	Detector	Comment
1		7815.000	38.43	9.48	47.91	74.00	-26.09	peak	
2	*	7815.000	31.25	9.48	40.73	54.00	-13.27	AVG	

**REMARKS:**

- (1) Measurement Value = Reading Level + Correct Factor.
- (2) Margin Level = Measurement Value - Limit Value.

Test Mode: TX 2440 MHz \_CH18\_UHD 1M GFSK

### Vertical



No.	Mk.	Freq. MHz	Reading Level dBuV	Correct Factor dB	Measure- ment dBuV/m	Limit dBuV/m	Margin dB	Detector	Comment
1		24978.500	24.14	30.50	54.64	80.00	-25.36	peak	
2	*	24978.500	17.24	30.50	47.74	60.00	-12.26	AVG	

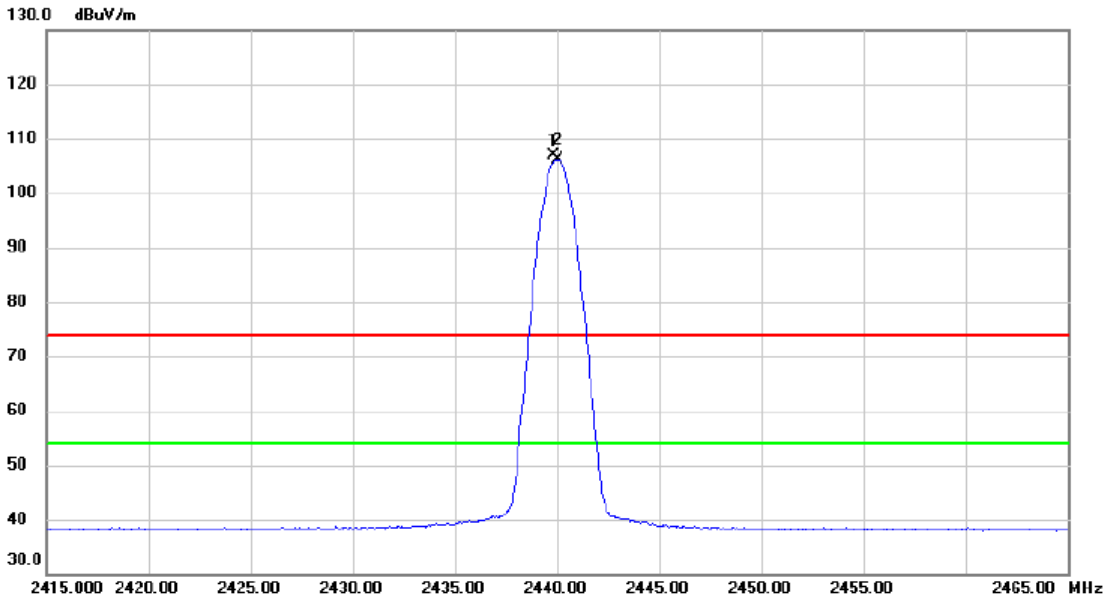
**REMARKS:**

- (1) Measurement Value = Reading Level + Correct Factor.
- (2) Margin Level = Measurement Value - Limit Value.



Test Mode: TX 2440 MHz \_CH18\_UHD 1M GFSK

### Horizontal



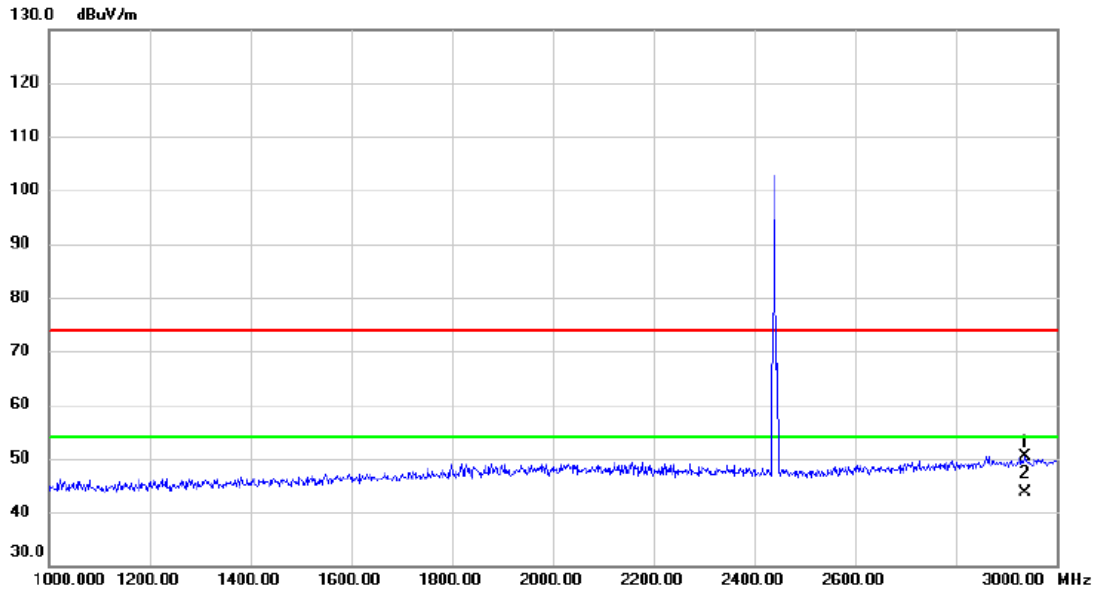
No.	Mk.	Freq.	Reading Level	Correct Factor	Measurement	Limit	Margin		
		MHz	dBuV	dB	dBuV/m	dBuV/m	dB	Detector	Comment
1	X	2439.800	100.16	6.84	107.00	74.00	33.00	peak	No Limit
2	*	2440.000	99.38	6.84	106.22	54.00	52.22	AVG	No Limit

**REMARKS:**

- (1) Measurement Value = Reading Level + Correct Factor.
- (2) Margin Level = Measurement Value - Limit Value.

Test Mode: TX 2440 MHz \_CH18\_UHD 1M GFSK

### Horizontal



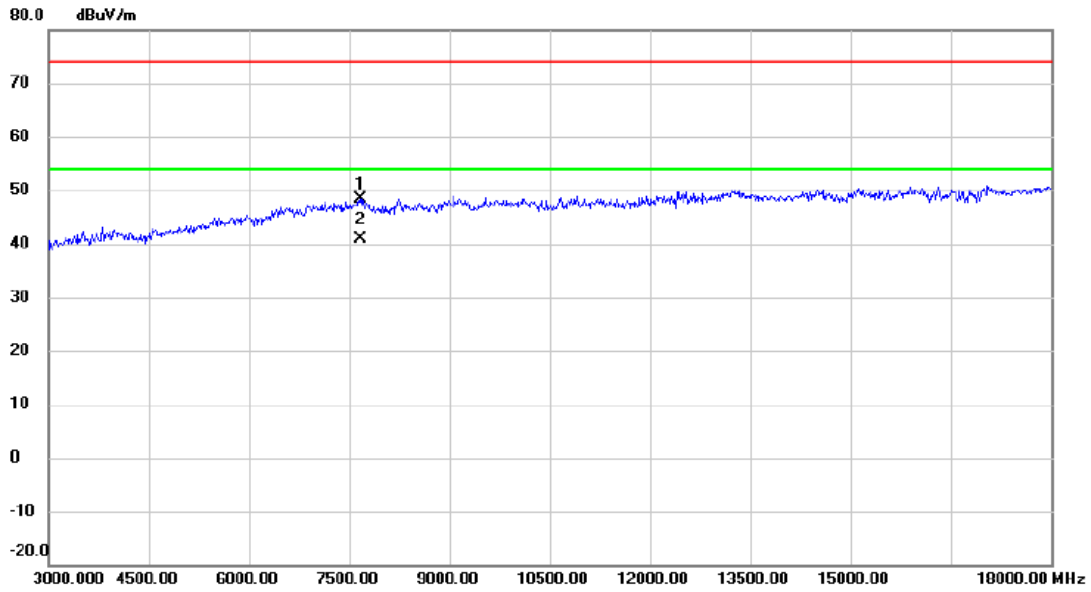
No.	Mk.	Freq.	Reading Level	Correct Factor	Measurement	Limit	Margin	Detector	Comment
		MHz	dBuV	dB	dBuV/m	dBuV/m	dB		
1		2938.000	41.24	9.07	50.31	74.00	-23.69	peak	
2	*	2938.000	34.52	9.07	43.59	54.00	-10.41	AVG	

**REMARKS:**

- (1) Measurement Value = Reading Level + Correct Factor.
- (2) Margin Level = Measurement Value - Limit Value.

Test Mode: TX 2440 MHz \_CH18\_UHD 1M GFSK

### Horizontal



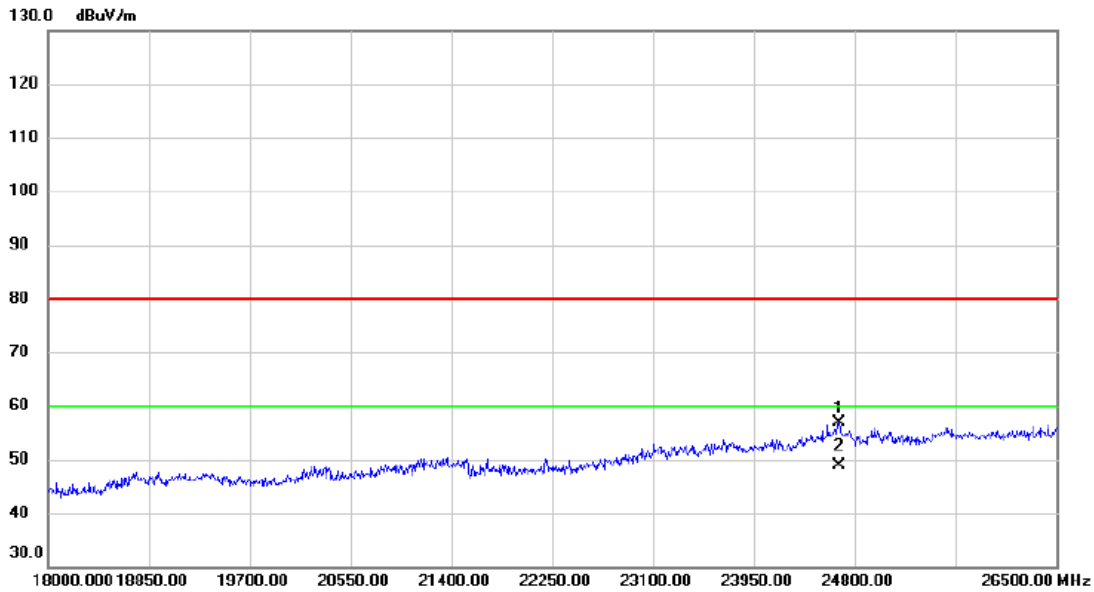
No.	Mk.	Freq. MHz	Reading Level dBuV	Correct Factor dB	Measure- ment dBuV/m	Limit dBuV/m	Margin dB	Detector	Comment
1		7665.000	38.95	9.53	48.48	74.00	-25.52	peak	
2	*	7665.000	31.24	9.53	40.77	54.00	-13.23	AVG	

**REMARKS:**

- (1) Measurement Value = Reading Level + Correct Factor.
- (2) Margin Level = Measurement Value - Limit Value.

Test Mode: TX 2440 MHz \_CH18\_UHD 1M GFSK

### Horizontal



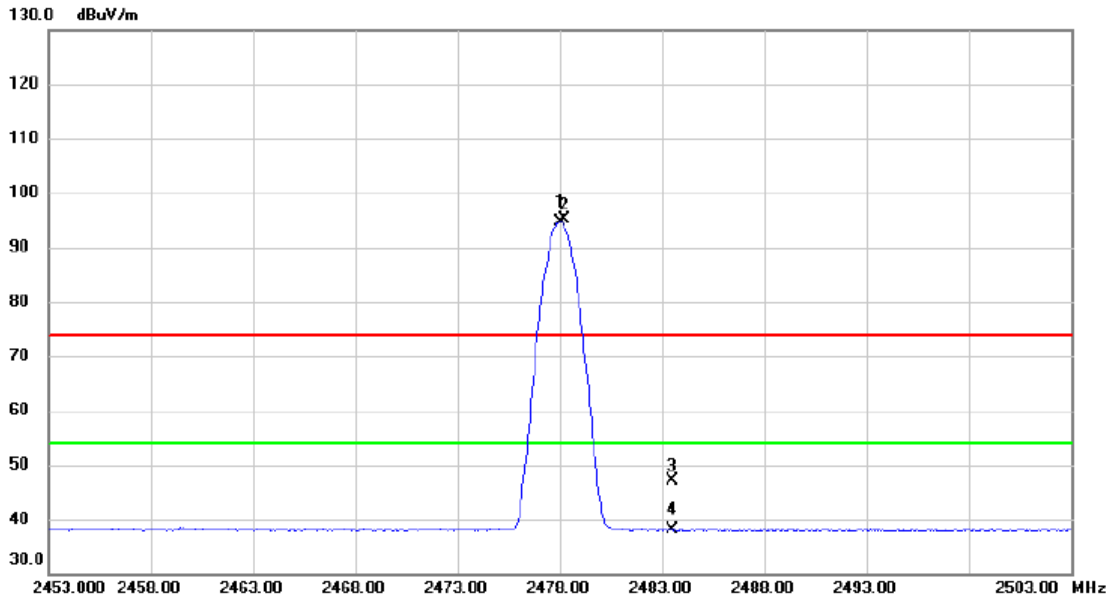
No.	Mk.	Freq. MHz	Reading Level dBuV	Correct Factor dB	Measure- ment dBuV/m	Limit dBuV/m	Margin dB	Detector	Comment
1		24672.500	26.88	30.07	56.95	80.00	-23.05	peak	
2	*	24672.500	18.78	30.07	48.85	60.00	-11.15	AVG	

**REMARKS:**

- (1) Measurement Value = Reading Level + Correct Factor.
- (2) Margin Level = Measurement Value - Limit Value.

Test Mode: TX 2478 MHz \_CH37\_UHD 1M GFSK

**Vertical**



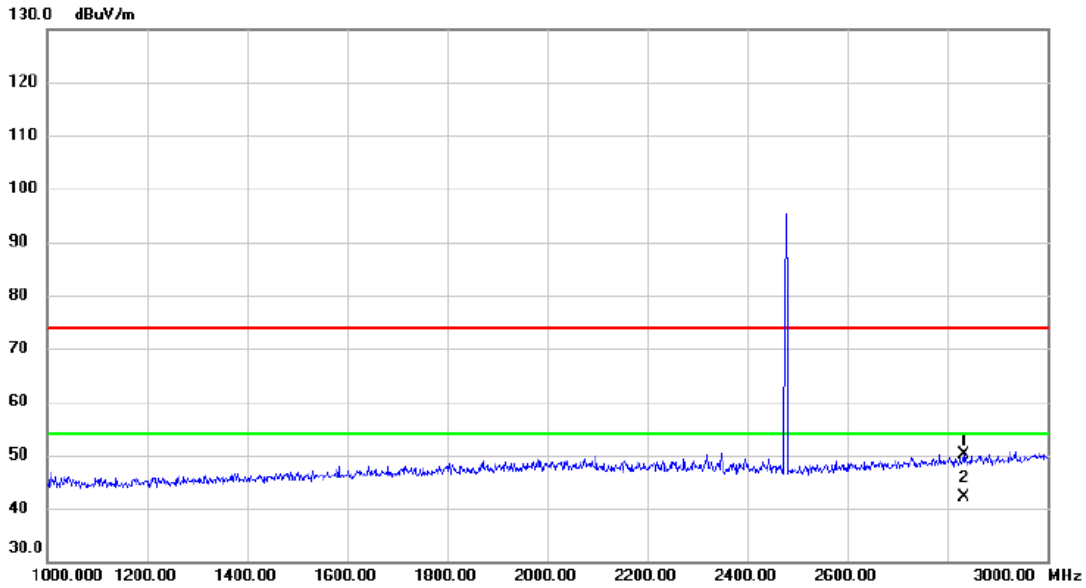
No.	Mk.	Freq.	Reading Level	Correct Factor	Measurement	Limit	Margin		
		MHz	dBuV	dB	dBuV/m	dBuV/m	dB	Detector	Comment
1	*	2478.050	87.90	6.80	94.70	54.00	40.70	AVG	No Limit
2	X	2478.250	88.31	6.80	95.11	74.00	21.11	peak	No Limit
3		2483.500	40.28	6.80	47.08	74.00	-26.92	peak	
4		2483.500	31.23	6.80	38.03	54.00	-15.97	AVG	

**REMARKS:**

- (1) Measurement Value = Reading Level + Correct Factor.
- (2) Margin Level = Measurement Value - Limit Value.

Test Mode: TX 2478 MHz \_CH37\_UHD 1M GFSK

**Vertical**



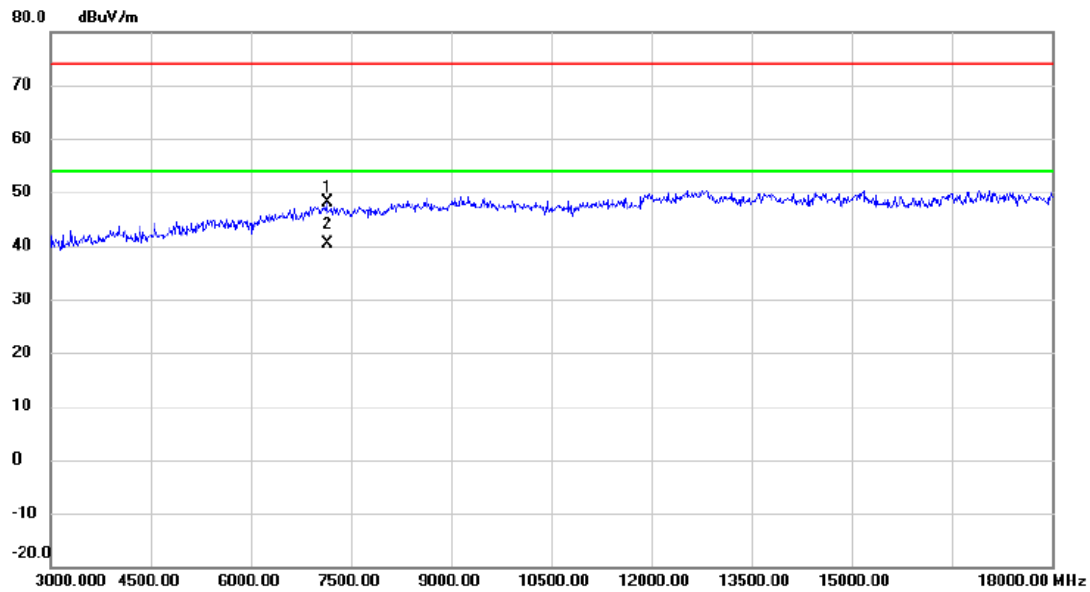
No.	Mk.	Freq.	Reading Level	Correct Factor	Measurement	Limit	Margin	Detector	Comment
		MHz	dBuV	dB	dBuV/m	dBuV/m	dB		
1		2832.000	41.73	8.51	50.24	74.00	-23.76	peak	
2	*	2832.000	33.74	8.51	42.25	54.00	-11.75	AVG	

**REMARKS:**

- (1) Measurement Value = Reading Level + Correct Factor.
- (2) Margin Level = Measurement Value - Limit Value.

Test Mode: TX 2478 MHz \_CH37\_UHD 1M GFSK

### Vertical



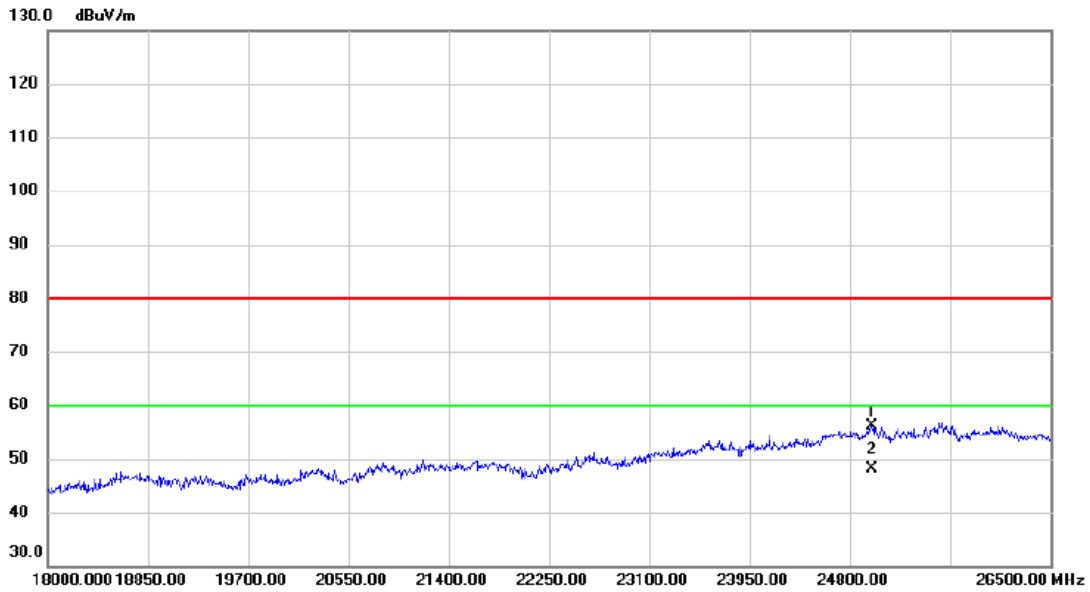
No.	Mk.	Freq.	Reading Level	Correct Factor	Measurement	Limit	Margin	Detector	Comment
		MHz	dBuV	dB	dBuV/m	dBuV/m	dB		
1		7140.000	39.13	9.06	48.19	74.00	-25.81	peak	
2	*	7140.000	31.25	9.06	40.31	54.00	-13.69	AVG	

**REMARKS:**

- (1) Measurement Value = Reading Level + Correct Factor.
- (2) Margin Level = Measurement Value - Limit Value.

Test Mode: TX 2478 MHz \_CH37\_UHD 1M GFSK

**Vertical**



No.	Mk.	Freq. MHz	Reading Level dBuV	Correct Factor dB	Measure- ment dBuV/m	Limit dBuV/m	Margin dB	Detector	Comment
1		24987.000	25.61	30.51	56.12	80.00	-23.88	peak	
2	*	24987.000	17.58	30.51	48.09	60.00	-11.91	AVG	

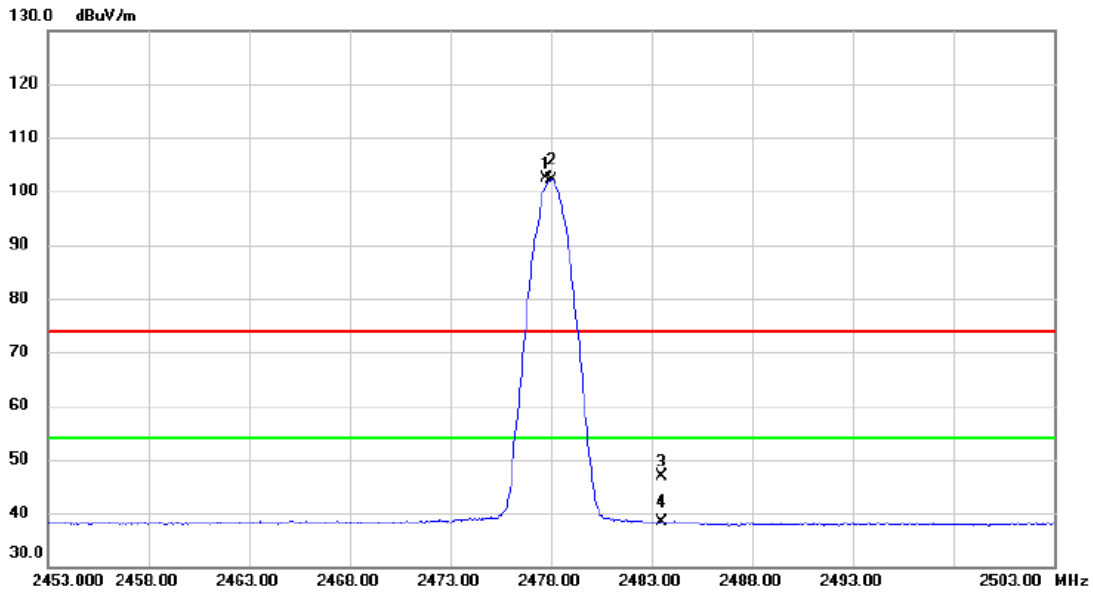
**REMARKS:**

- (1) Measurement Value = Reading Level + Correct Factor.
- (2) Margin Level = Measurement Value - Limit Value.



Test Mode: TX 2478 MHz \_CH37\_UHD 1M GFSK

### Horizontal



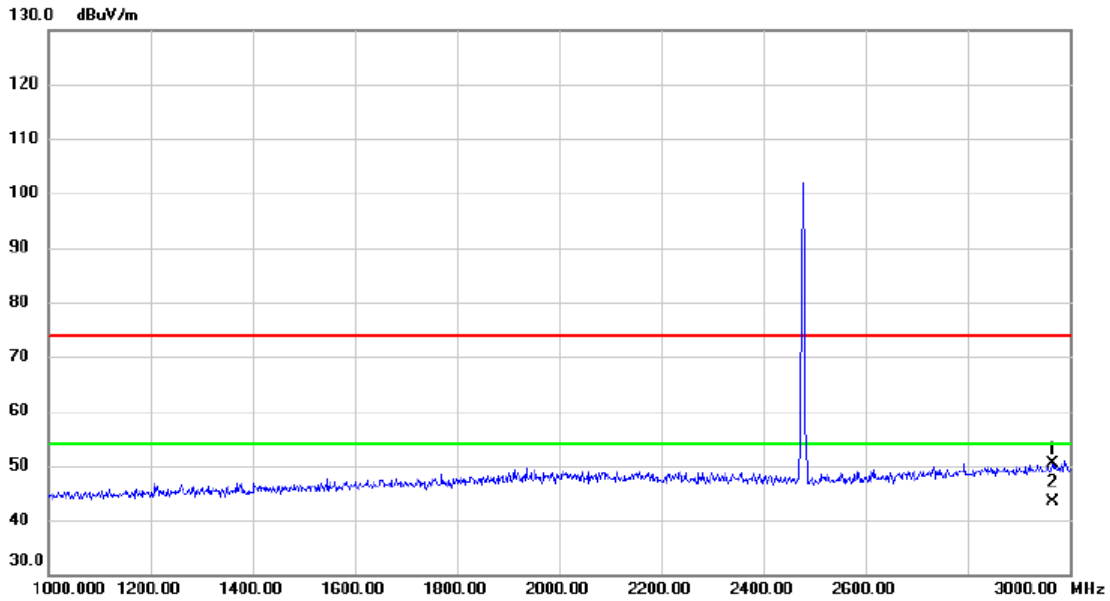
No.	Mk.	Freq. MHz	Reading Level dBuV	Correct Factor dB	Measure- ment dBuV/m	Limit dBuV/m	Margin dB	Detector	Comment
1	X	2477.750	95.54	6.79	102.33	74.00	28.33	peak	No Limit
2	*	2478.050	95.31	6.80	102.11	54.00	48.11	AVG	No Limit
3		2483.500	40.16	6.80	46.96	74.00	-27.04	peak	
4		2483.500	31.52	6.80	38.32	54.00	-15.68	AVG	

**REMARKS:**

- (1) Measurement Value = Reading Level + Correct Factor.
- (2) Margin Level = Measurement Value - Limit Value.

Test Mode: TX 2478 MHz \_CH37\_UHD 1M GFSK

### Horizontal



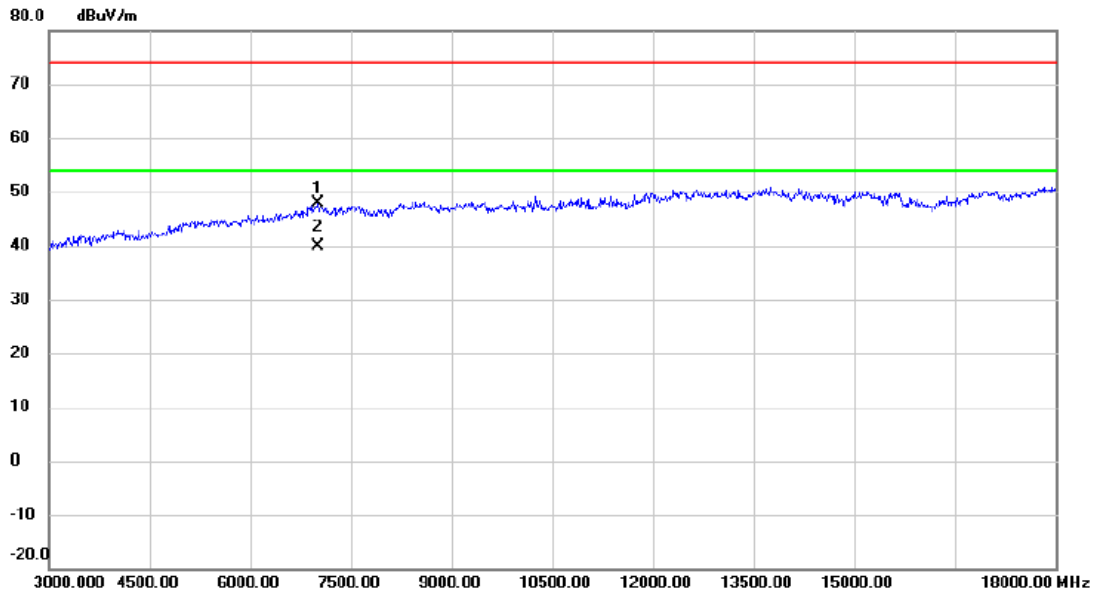
No.	Mk.	Freq. MHz	Reading Level dBuV	Correct Factor dB	Measure- ment dBuV/m	Limit dBuV/m	Margin dB	Detector	Comment
1		2966.000	41.25	9.22	50.47	74.00	-23.53	peak	
2	*	2966.000	34.21	9.22	43.43	54.00	-10.57	AVG	

**REMARKS:**

- (1) Measurement Value = Reading Level + Correct Factor.
- (2) Margin Level = Measurement Value - Limit Value.

Test Mode: TX 2478 MHz \_CH37\_UHD 1M GFSK

### Horizontal



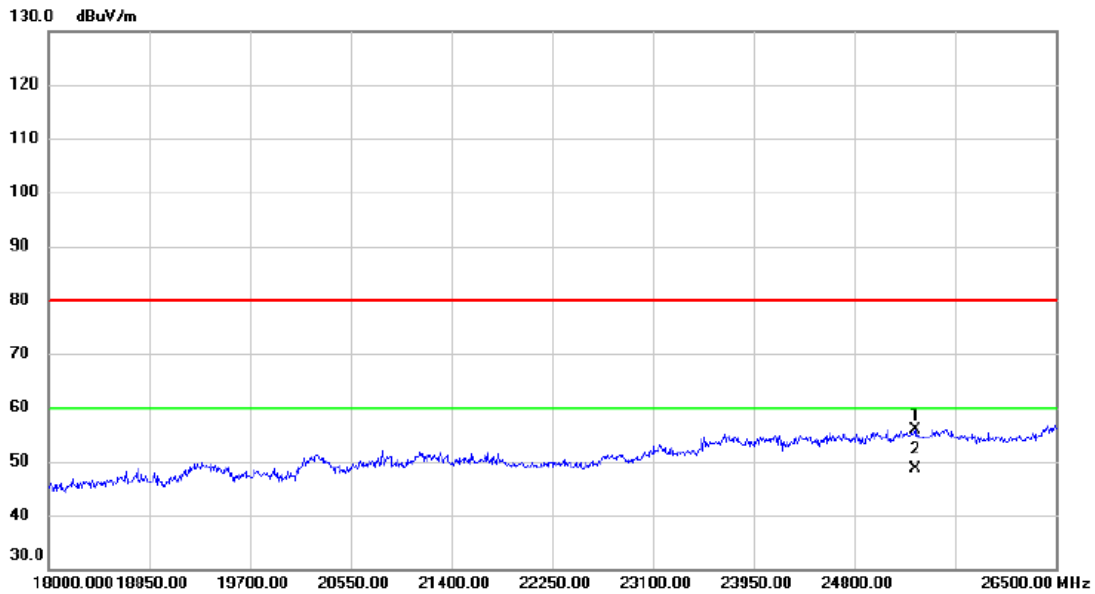
No. Mk.	Freq. MHz	Reading Level dBuV	Correct Factor dB	Measurement dBuV/m	Limit dBuV/m	Margin dB	Detector	Comment
1	7005.000	38.94	8.87	47.81	74.00	-26.19	peak	
2 *	7005.000	31.02	8.87	39.89	54.00	-14.11	AVG	

**REMARKS:**

- (1) Measurement Value = Reading Level + Correct Factor.
- (2) Margin Level = Measurement Value - Limit Value.

Test Mode: TX 2478 MHz \_CH37\_UHD 1M GFSK

### Horizontal



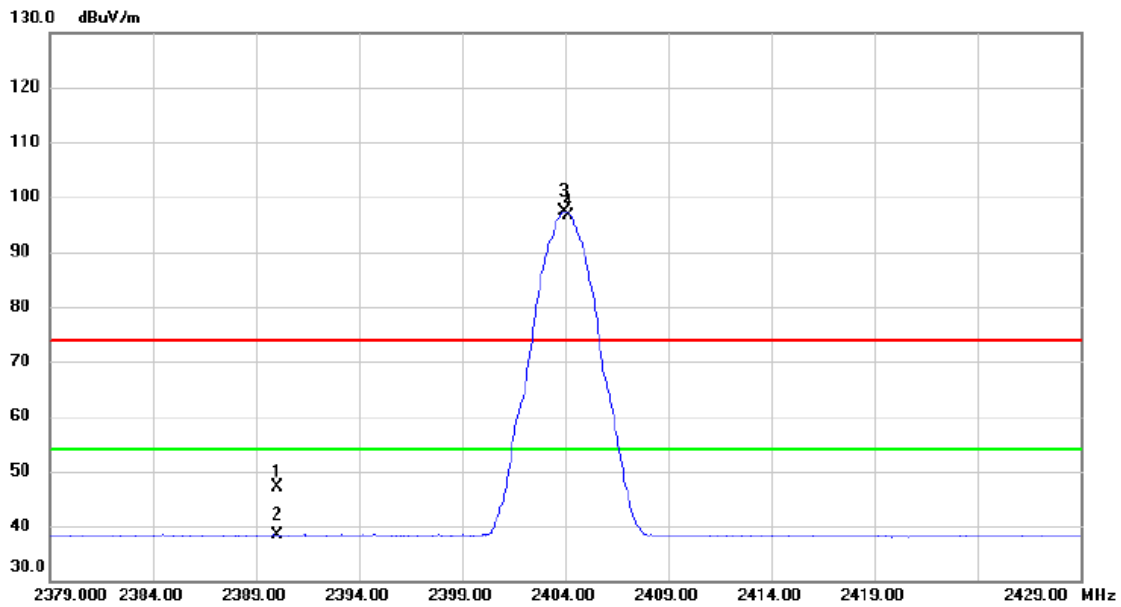
No.	Mk.	Freq. MHz	Reading Level dBuV	Correct Factor dB	Measurement dBuV/m	Limit dBuV/m	Margin dB	Detector	Comment
1		25310.000	25.72	30.25	55.97	80.00	-24.03	peak	
2	*	25310.000	18.45	30.25	48.70	60.00	-11.30	AVG	

**REMARKS:**

- (1) Measurement Value = Reading Level + Correct Factor.
- (2) Margin Level = Measurement Value - Limit Value.

Test Mode: TX 2404 MHz \_CH00\_UHD 2M GFSK

**Vertical**



No.	Mk.	Freq. MHz	Reading Level dBuV	Correct Factor dB	Measure- ment dBuV/m	Limit dBuV/m	Margin dB	Detector	Comment
1		2390.000	40.20	6.89	47.09	74.00	-26.91	peak	
2		2390.000	31.38	6.89	38.27	54.00	-15.73	AVG	
3	*	2403.950	90.56	6.88	97.44	54.00	43.44	AVG	No Limit
4	X	2404.200	89.68	6.88	96.56	74.00	22.56	peak	No Limit

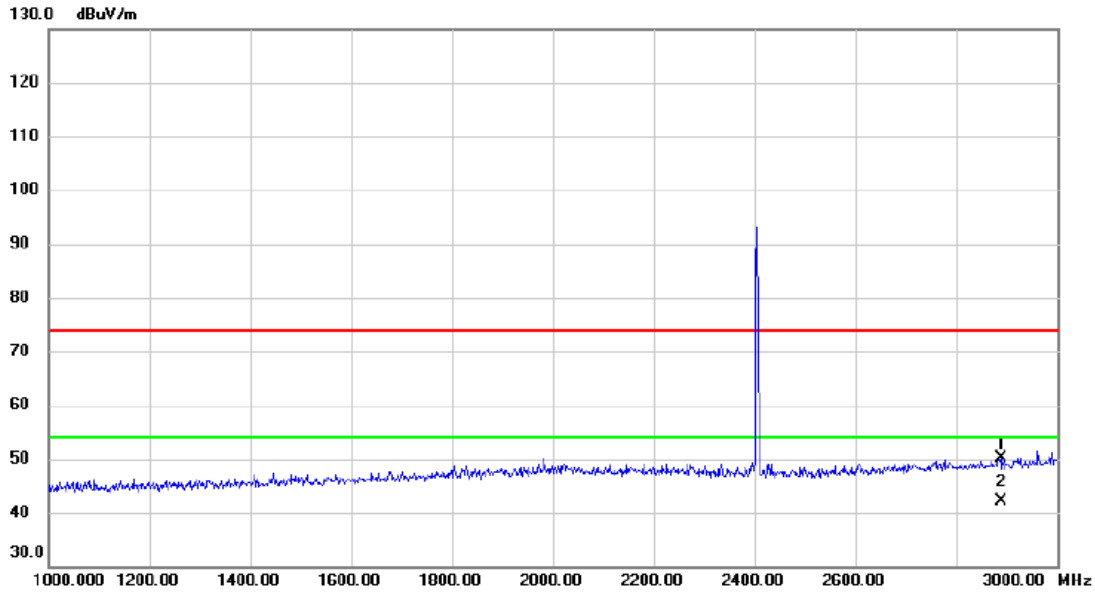
**REMARKS:**

(1) Measurement Value = Reading Level + Correct Factor.

(2) Margin Level = Measurement Value - Limit Value.

Test Mode: TX 2404 MHz \_CH00\_UHD 2M GFSK

**Vertical**



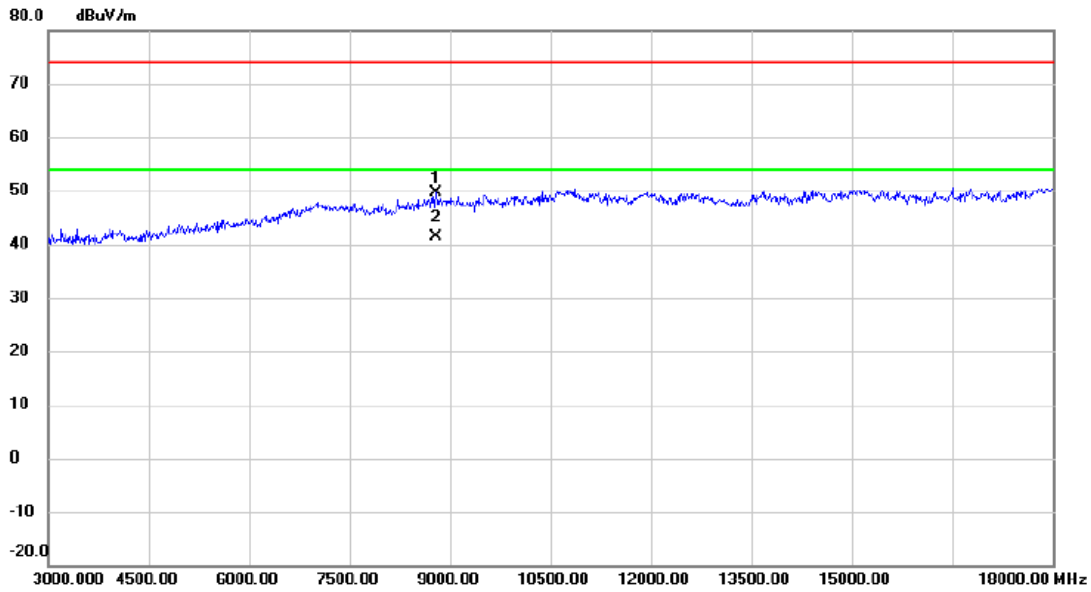
No.	Mk.	Freq. MHz	Reading Level dBuV	Correct Factor dB	Measure- ment dBuV/m	Limit dBuV/m	Margin dB	Detector	Comment
1		2888.000	41.30	8.81	50.11	74.00	-23.89	peak	
2	*	2888.000	33.41	8.81	42.22	54.00	-11.78	AVG	

**REMARKS:**

- (1) Measurement Value = Reading Level + Correct Factor.
- (2) Margin Level = Measurement Value - Limit Value.

Test Mode: TX 2404 MHz \_CH00\_UHD 2M GFSK

**Vertical**



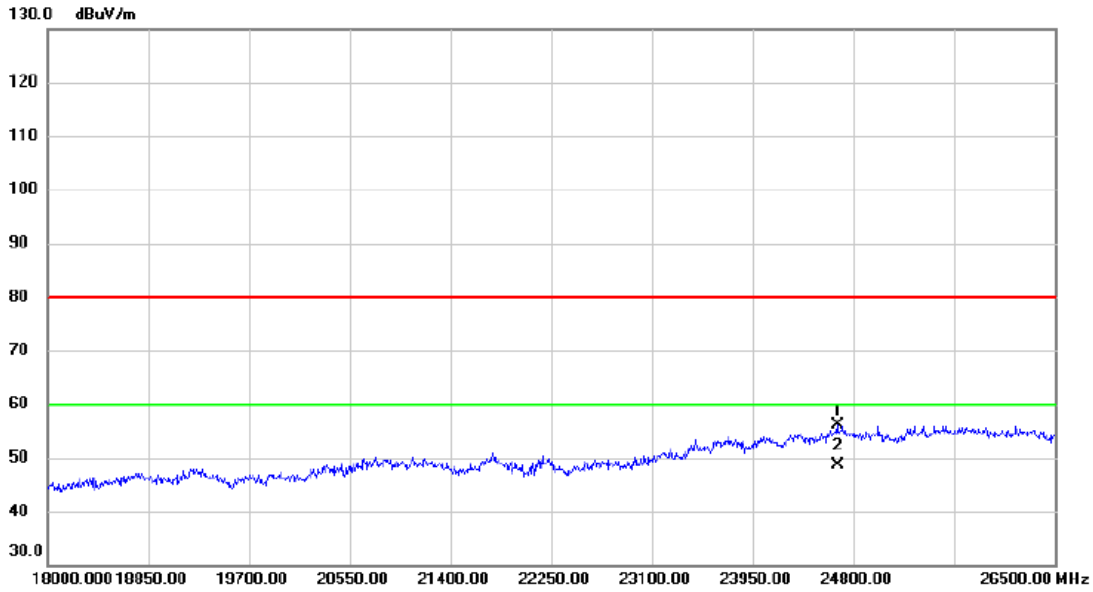
No.	Mk.	Freq. MHz	Reading Level dBuV	Correct Factor dB	Measure- ment dBuV/m	Limit dBuV/m	Margin dB	Detector	Comment
1		8790.000	39.13	10.38	49.51	74.00	-24.49	peak	
2	*	8790.000	30.89	10.38	41.27	54.00	-12.73	AVG	

**REMARKS:**

- (1) Measurement Value = Reading Level + Correct Factor.
- (2) Margin Level = Measurement Value - Limit Value.

Test Mode: TX 2404 MHz \_CH00\_UHD 2M GFSK

**Vertical**



No.	Mk.	Freq. MHz	Reading Level dBuV	Correct Factor dB	Measure- ment dBuV/m	Limit dBuV/m	Margin dB	Detector	Comment
1		24664.000	25.94	30.07	56.01	80.00	-23.99	peak	
2	*	24664.000	18.45	30.07	48.52	60.00	-11.48	AVG	

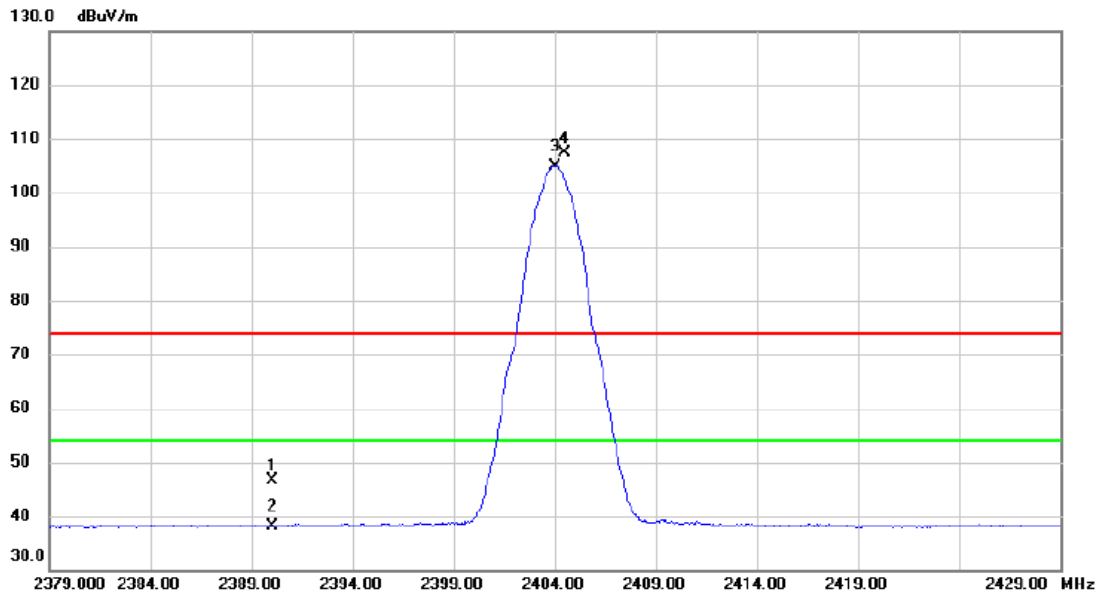
**REMARKS:**

- (1) Measurement Value = Reading Level + Correct Factor.
- (2) Margin Level = Measurement Value - Limit Value.



Test Mode: TX 2404 MHz \_CH00\_UHD 2M GFSK

### Horizontal



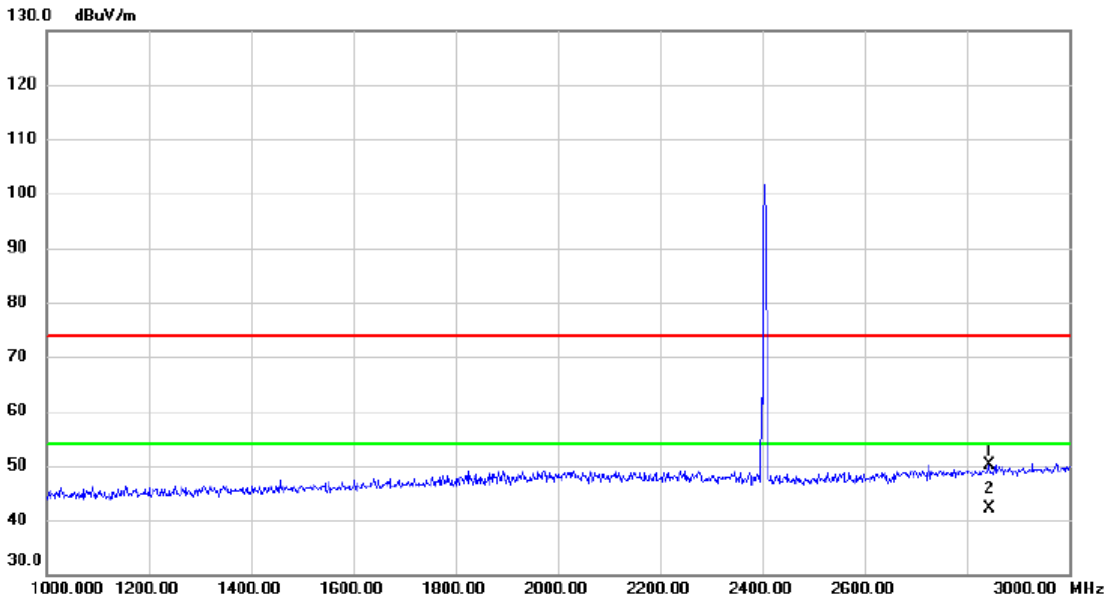
No.	Mk.	Freq. MHz	Reading Level dBuV	Correct Factor dB	Measure- ment dBuV/m	Limit dBuV/m	Margin dB	Detector	Comment
1		2390.000	39.78	6.89	46.67	74.00	-27.33	peak	
2		2390.000	31.34	6.89	38.23	54.00	-15.77	AVG	
3	*	2404.050	98.07	6.88	104.95	54.00	50.95	AVG	No Limit
4	X	2404.500	100.38	6.88	107.26	74.00	33.26	peak	No Limit

**REMARKS:**

- (1) Measurement Value = Reading Level + Correct Factor.
- (2) Margin Level = Measurement Value - Limit Value.

Test Mode: TX 2404 MHz \_CH00\_UHD 2M GFSK

### Horizontal



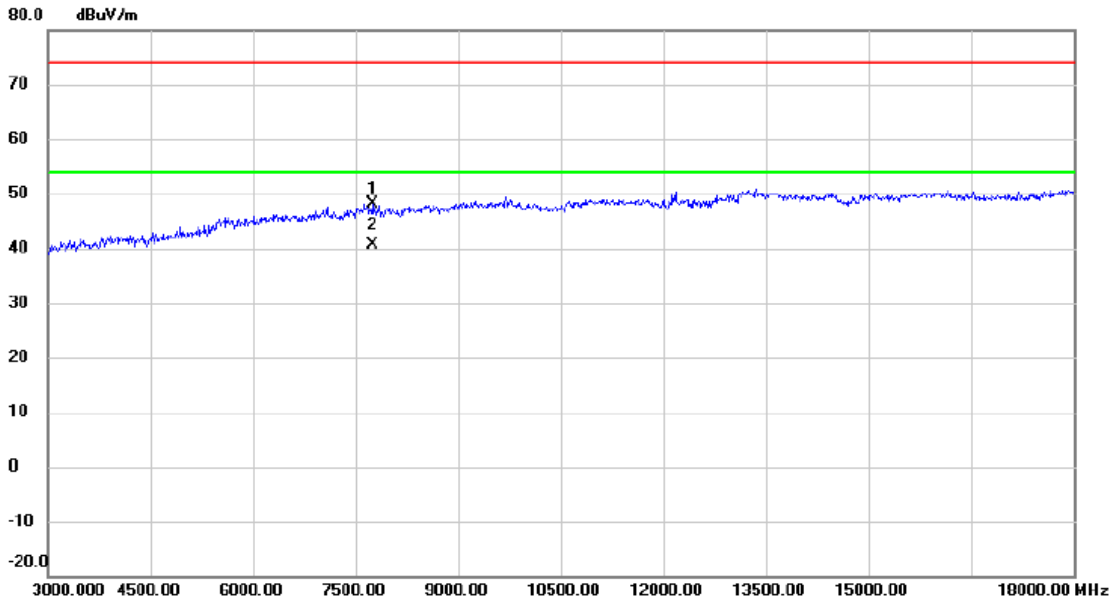
No.	Mk.	Freq. MHz	Reading Level dBuV	Correct Factor dB	Measure- ment dBuV/m	Limit dBuV/m	Margin dB	Detector	Comment
1		2844.000	41.67	8.58	50.25	74.00	-23.75	peak	
2	*	2844.000	33.54	8.58	42.12	54.00	-11.88	AVG	

**REMARKS:**

- (1) Measurement Value = Reading Level + Correct Factor.
- (2) Margin Level = Measurement Value - Limit Value.

Test Mode:	TX 2404 MHz _CH00_UHD 2M GFSK
------------	-------------------------------

### Horizontal



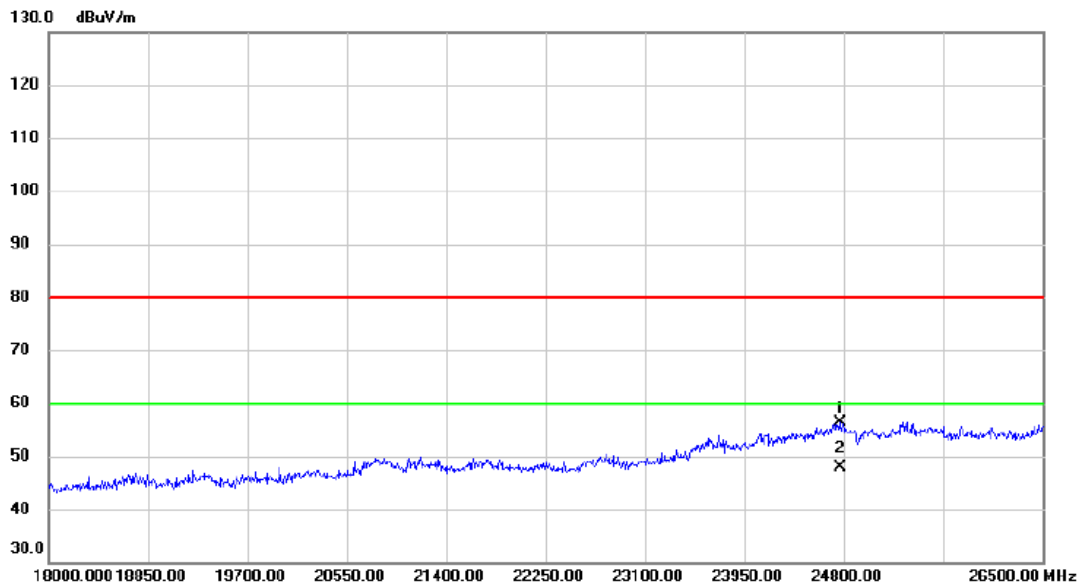
No.	Mk.	Freq. MHz	Reading Level dBuV	Correct Factor dB	Measure- ment dBuV/m	Limit dBuV/m	Margin dB	Detector	Comment
1		7740.000	38.53	9.50	48.03	74.00	-25.97	peak	
2	*	7740.000	31.25	9.50	40.75	54.00	-13.25	AVG	

**REMARKS:**

- (1) Measurement Value = Reading Level + Correct Factor.
- (2) Margin Level = Measurement Value - Limit Value.

Test Mode: TX 2404 MHz \_CH00\_UHD 2M GFSK

### Horizontal



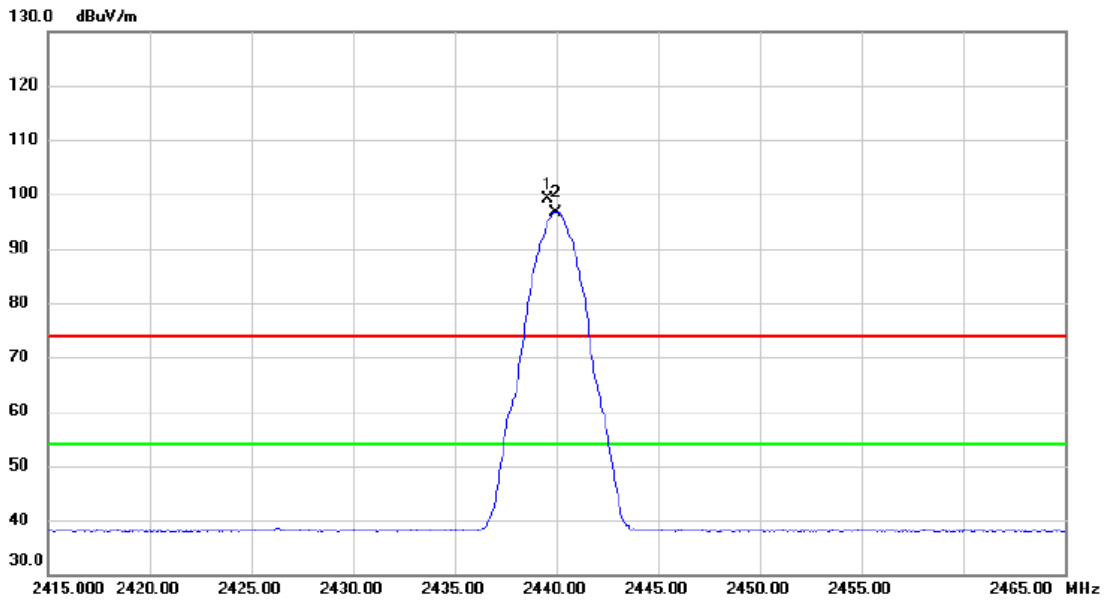
No. Mk.	Freq. MHz	Reading Level dBuV	Correct Factor dB	Measure- ment dBuV/m	Limit dBuV/m	Margin dB	Detector	Comment
1	24766.000	26.09	30.21	56.30	80.00	-23.70	peak	
2 *	24766.000	17.58	30.21	47.79	60.00	-12.21	AVG	

**REMARKS:**

- (1) Measurement Value = Reading Level + Correct Factor.
- (2) Margin Level = Measurement Value - Limit Value.

Test Mode: TX 2440 MHz \_CH18\_UHD 2M GFSK

**Vertical**



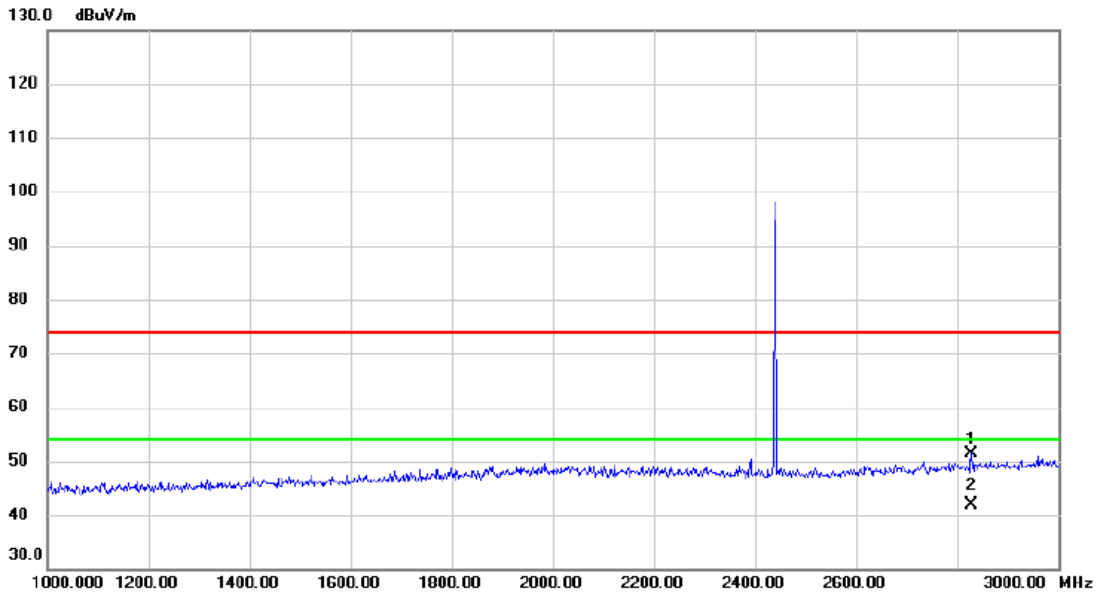
No.	Mk.	Freq. MHz	Reading Level dBuV	Correct Factor dB	Measure- ment dBuV/m	Limit dBuV/m	Margin dB	Detector	Comment
1	X	2439.550	92.30	6.85	99.15	74.00	25.15	peak	No Limit
2	*	2439.950	89.88	6.84	96.72	54.00	42.72	AVG	No Limit

**REMARKS:**

- (1) Measurement Value = Reading Level + Correct Factor.
- (2) Margin Level = Measurement Value - Limit Value.

Test Mode: TX 2440 MHz \_CH18\_UHD 2M GFSK

**Vertical**



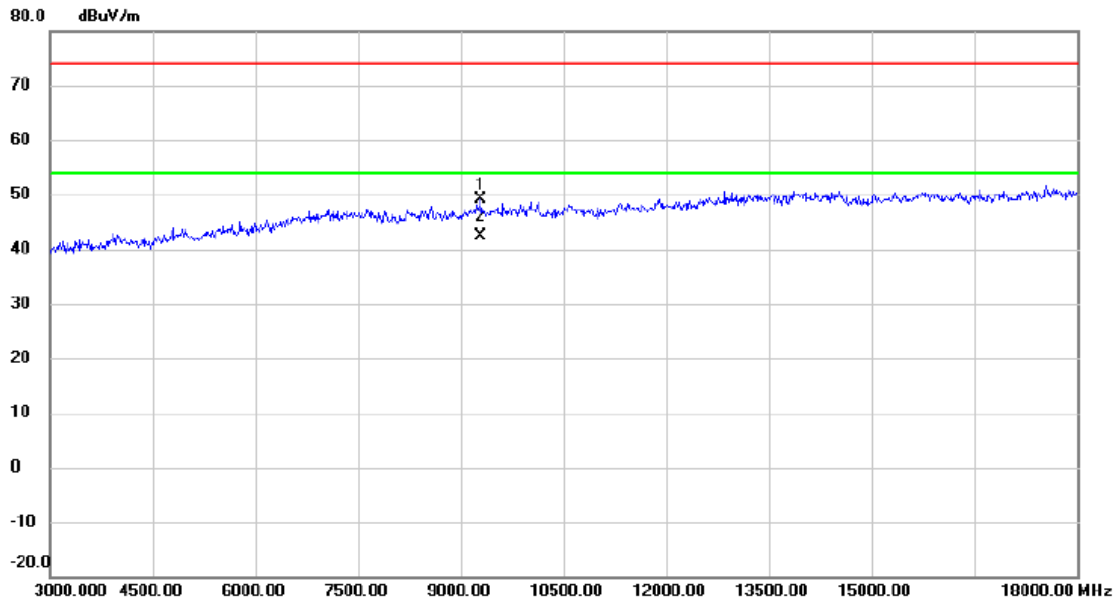
No.	Mk.	Freq. MHz	Reading Level dBuV	Correct Factor dB	Measure- ment dBuV/m	Limit dBuV/m	Margin dB	Detector	Comment
1		2828.000	42.92	8.50	51.42	74.00	-22.58	peak	
2	*	2828.000	33.47	8.50	41.97	54.00	-12.03	AVG	

**REMARKS:**

- (1) Measurement Value = Reading Level + Correct Factor.
- (2) Margin Level = Measurement Value - Limit Value.

Test Mode: TX 2440 MHz \_CH18\_UHD 2M GFSK

**Vertical**



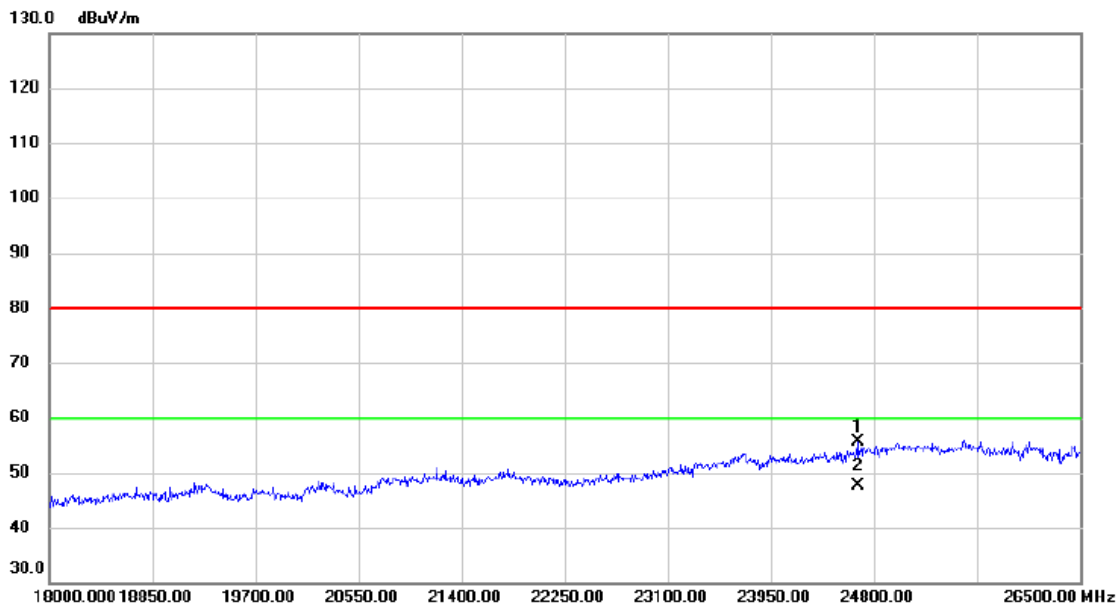
No.	Mk.	Freq. MHz	Reading Level dBuV	Correct Factor dB	Measure- ment dBuV/m	Limit dBuV/m	Margin dB	Detector	Comment
1		9285.000	38.26	10.85	49.11	74.00	-24.89	peak	
2	*	9285.000	31.46	10.85	42.31	54.00	-11.69	AVG	

**REMARKS:**

- (1) Measurement Value = Reading Level + Correct Factor.
- (2) Margin Level = Measurement Value - Limit Value.

Test Mode: TX 2440 MHz \_CH18\_UHD 2M GFSK

### Vertical



No. Mk.	Freq. MHz	Reading Level dBuV	Correct Factor dB	Measure- ment dBuV/m	Limit dBuV/m	Margin dB	Detector	Comment
1	24664.000	25.45	30.07	55.52	80.00	-24.48	peak	
2 *	24664.000	17.46	30.07	47.53	60.00	-12.47	AVG	

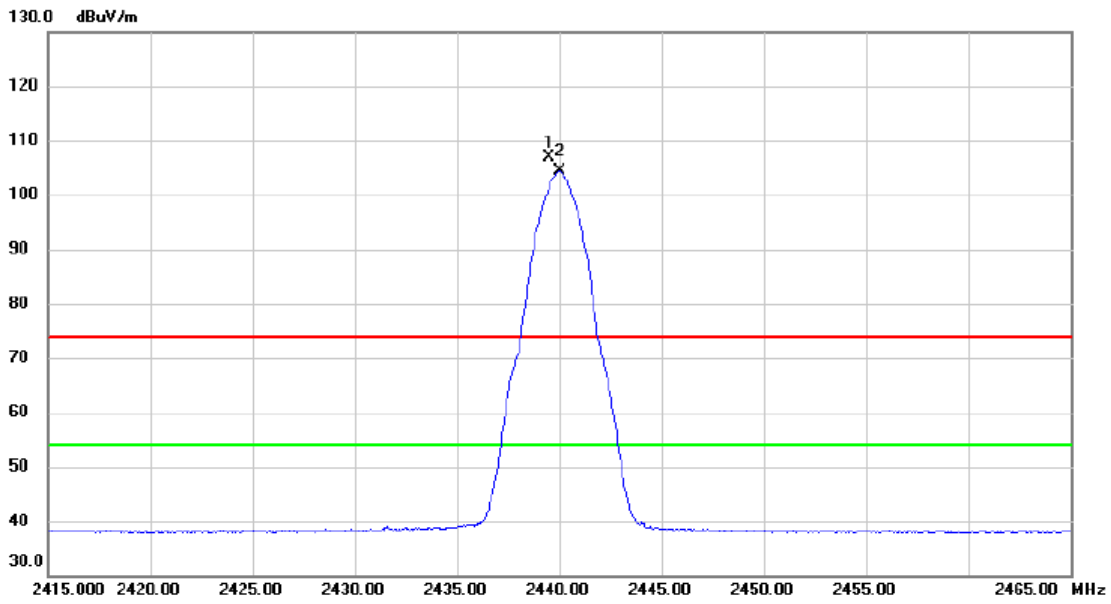
**REMARKS:**

- (1) Measurement Value = Reading Level + Correct Factor.
- (2) Margin Level = Measurement Value - Limit Value.



Test Mode: TX 2440 MHz \_CH18\_UHD 2M GFSK

### Horizontal



No.	Mk.	Freq. MHz	Reading Level dBuV	Correct Factor dB	Measure- ment dBuV/m	Limit dBuV/m	Margin dB	Detector	Comment
1	X	2439.500	100.04	6.85	106.89	74.00	32.89	peak	No Limit
2	*	2440.000	97.46	6.84	104.30	54.00	50.30	AVG	No Limit

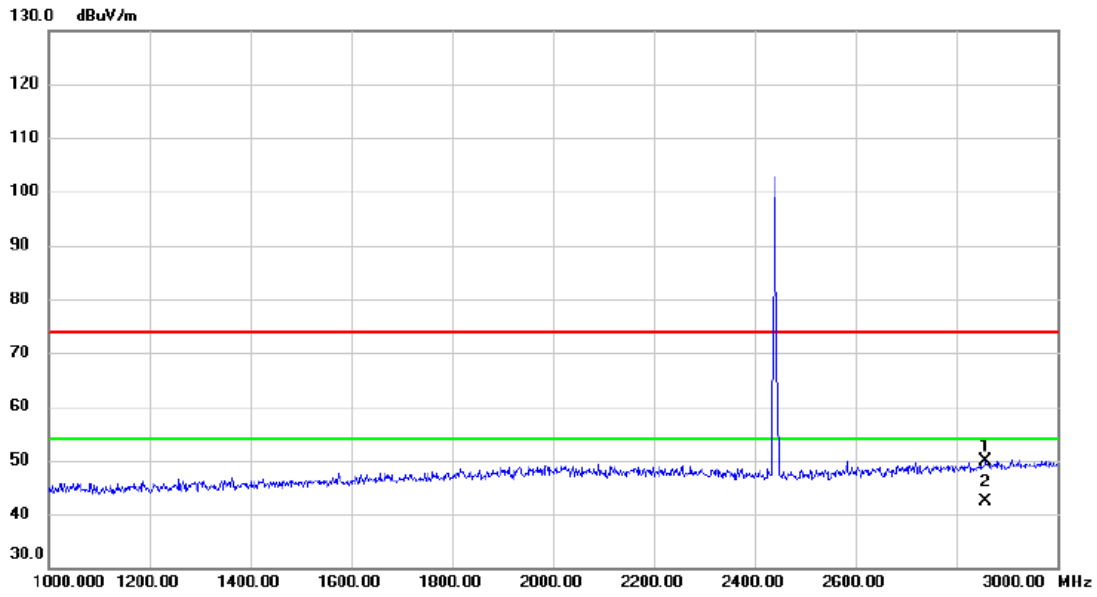
**REMARKS:**

(1) Measurement Value = Reading Level + Correct Factor.

(2) Margin Level = Measurement Value - Limit Value.

Test Mode: TX 2440 MHz \_CH18\_UHD 2M GFSK

### Horizontal



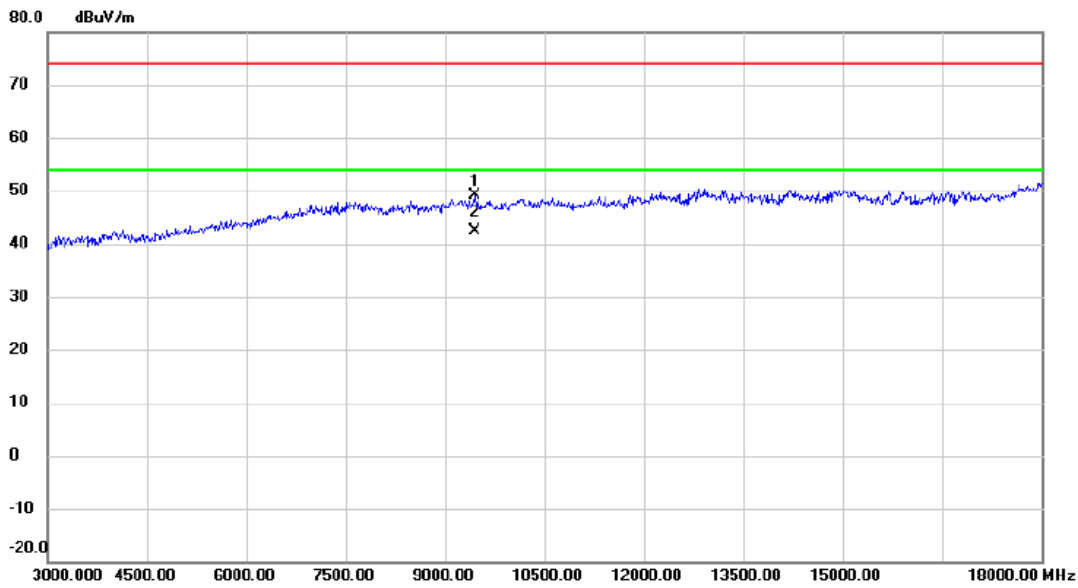
No.	Mk.	Freq. MHz	Reading Level dBuV	Correct Factor dB	Measure- ment dBuV/m	Limit dBuV/m	Margin dB	Detector	Comment
1		2858.000	41.15	8.65	49.80	74.00	-24.20	peak	
2	*	2858.000	33.65	8.65	42.30	54.00	-11.70	AVG	

**REMARKS:**

- (1) Measurement Value = Reading Level + Correct Factor.
- (2) Margin Level = Measurement Value - Limit Value.

Test Mode: TX 2440 MHz \_CH18\_UHD 2M GFSK

### Horizontal



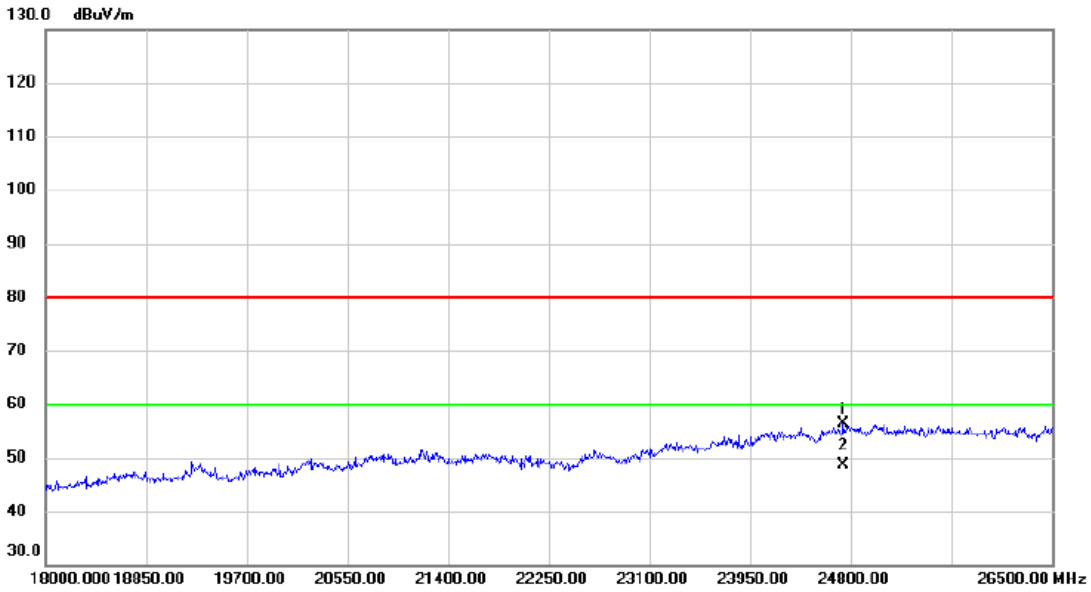
No.	Mk.	Freq. MHz	Reading Level dBuV	Correct Factor dB	Measure- ment dBuV/m	Limit dBuV/m	Margin dB	Detector	Comment
1		9450.000	38.09	11.03	49.12	74.00	-24.88	peak	
2	*	9450.000	31.24	11.03	42.27	54.00	-11.73	AVG	

**REMARKS:**

- (1) Measurement Value = Reading Level + Correct Factor.
- (2) Margin Level = Measurement Value - Limit Value.

Test Mode: TX 2440 MHz \_CH18\_UHD 2M GFSK

### Horizontal



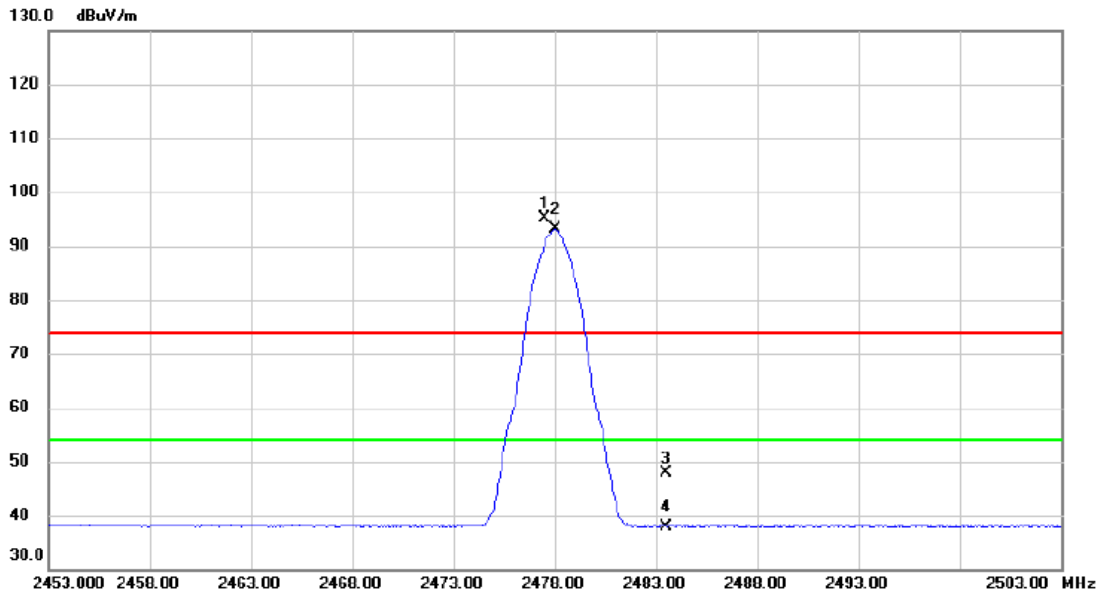
No. Mk.	Freq. MHz	Reading Level dBuV	Correct Factor dB	Measure- ment dBuV/m	Limit dBuV/m	Margin dB	Detector	Comment
1	24740.500	26.27	30.17	56.44	80.00	-23.56	peak	
2 *	24740.500	18.37	30.17	48.54	60.00	-11.46	AVG	

**REMARKS:**

- (1) Measurement Value = Reading Level + Correct Factor.
- (2) Margin Level = Measurement Value - Limit Value.

Test Mode: TX 2478 MHz \_CH37\_UHD 2M GFSK

### Vertical



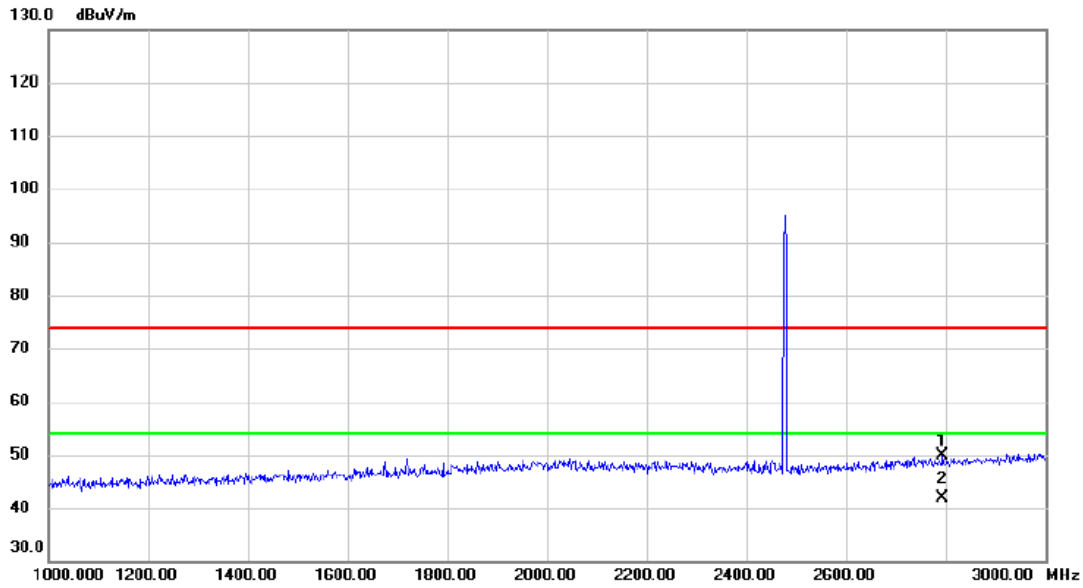
No.	Mk.	Freq. MHz	Reading Level dBuV	Correct Factor dB	Measure- ment dBuV/m	Limit dBuV/m	Margin dB	Detector	Comment
1	X	2477.500	88.41	6.79	95.20	74.00	21.20	peak	No Limit
2	*	2478.000	86.27	6.80	93.07	54.00	39.07	AVG	No Limit
3		2483.500	41.02	6.80	47.82	74.00	-26.18	peak	
4		2483.500	31.20	6.80	38.00	54.00	-16.00	AVG	

**REMARKS:**

- (1) Measurement Value = Reading Level + Correct Factor.
- (2) Margin Level = Measurement Value - Limit Value.

Test Mode: TX 2478 MHz \_CH37\_UHD 2M GFSK

**Vertical**



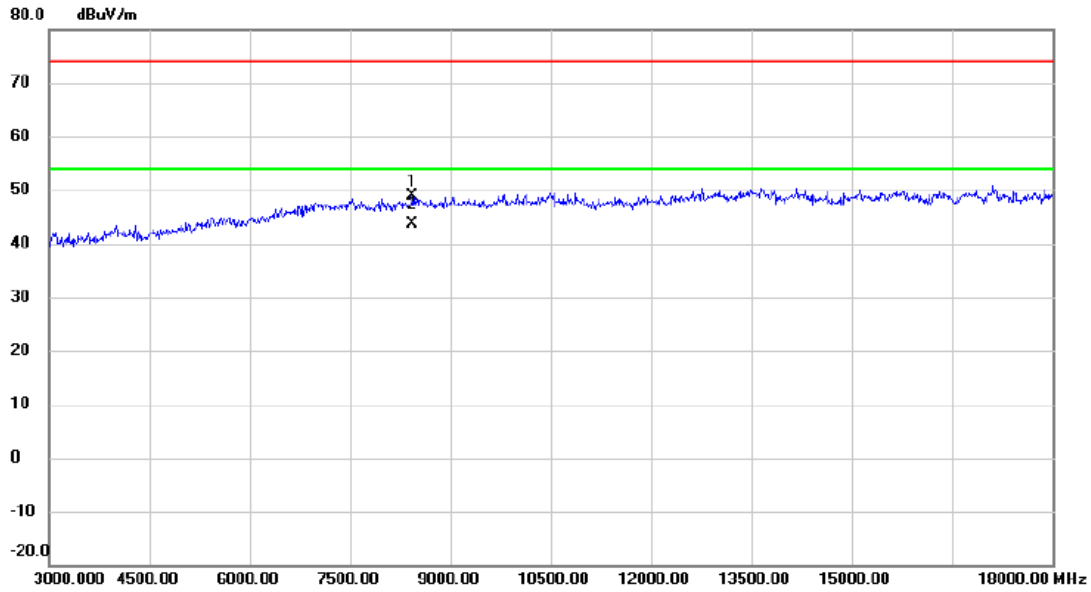
No. Mk.	Freq. MHz	Reading Level dBuV	Correct Factor dB	Measurement dBuV/m	Limit dBuV/m	Margin dB	Detector	Comment
1	2794.000	41.58	8.32	49.90	74.00	-24.10	peak	
2 *	2794.000	33.47	8.32	41.79	54.00	-12.21	AVG	

**REMARKS:**

- (1) Measurement Value = Reading Level + Correct Factor.
- (2) Margin Level = Measurement Value - Limit Value.

Test Mode: TX 2478 MHz \_CH37\_UHD 2M GFSK

**Vertical**



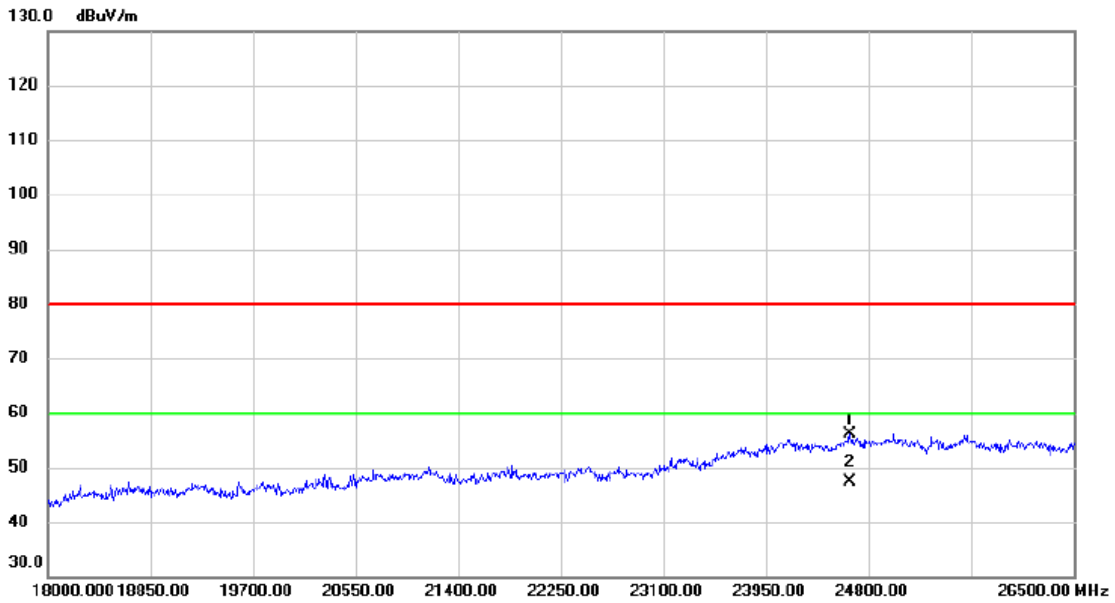
No.	Mk.	Freq.	Reading Level	Correct Factor	Measurement	Limit	Margin	Detector	Comment
		MHz	dBuV	dB	dBuV/m	dBuV/m	dB		
1		8430.000	38.72	10.05	48.77	74.00	-25.23	peak	
2	*	8430.000	33.54	10.05	43.59	54.00	-10.41	AVG	

**REMARKS:**

- (1) Measurement Value = Reading Level + Correct Factor.
- (2) Margin Level = Measurement Value - Limit Value.

Test Mode: TX 2478 MHz \_CH37\_UHD 2M GFSK

**Vertical**



No.	Mk.	Freq. MHz	Reading Level dBuV	Correct Factor dB	Measure- ment dBuV/m	Limit dBuV/m	Margin dB	Detector	Comment
1		24647.000	26.14	30.05	56.19	80.00	-23.81	peak	
2	*	24647.000	17.24	30.05	47.29	60.00	-12.71	AVG	

**REMARKS:**

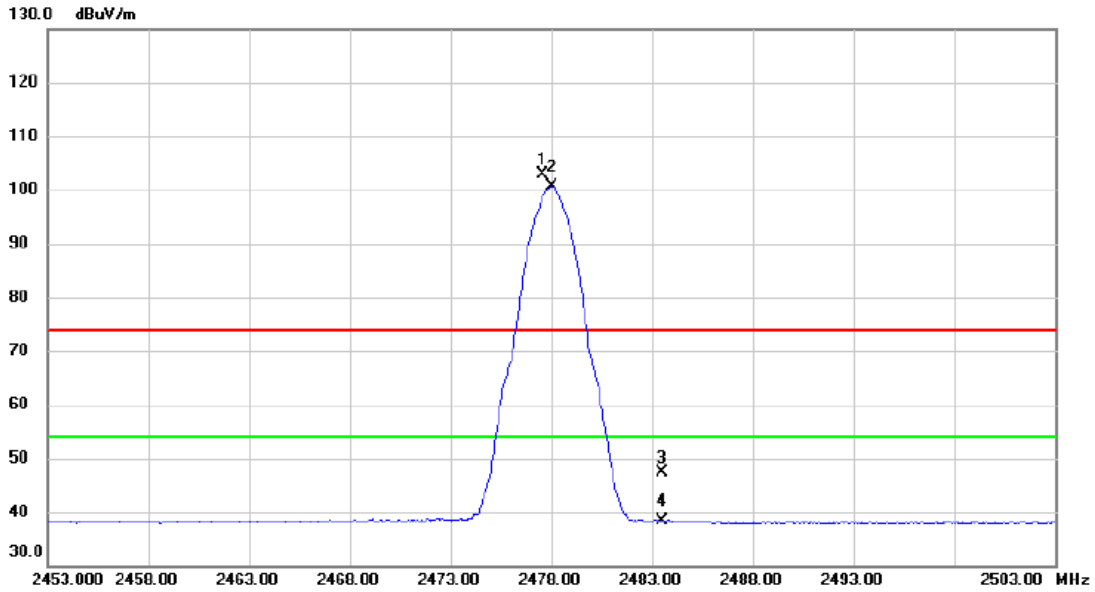
(1) Measurement Value = Reading Level + Correct Factor.

(2) Margin Level = Measurement Value - Limit Value.



Test Mode: TX 2478 MHz \_CH37\_UHD 2M GFSK

### Horizontal



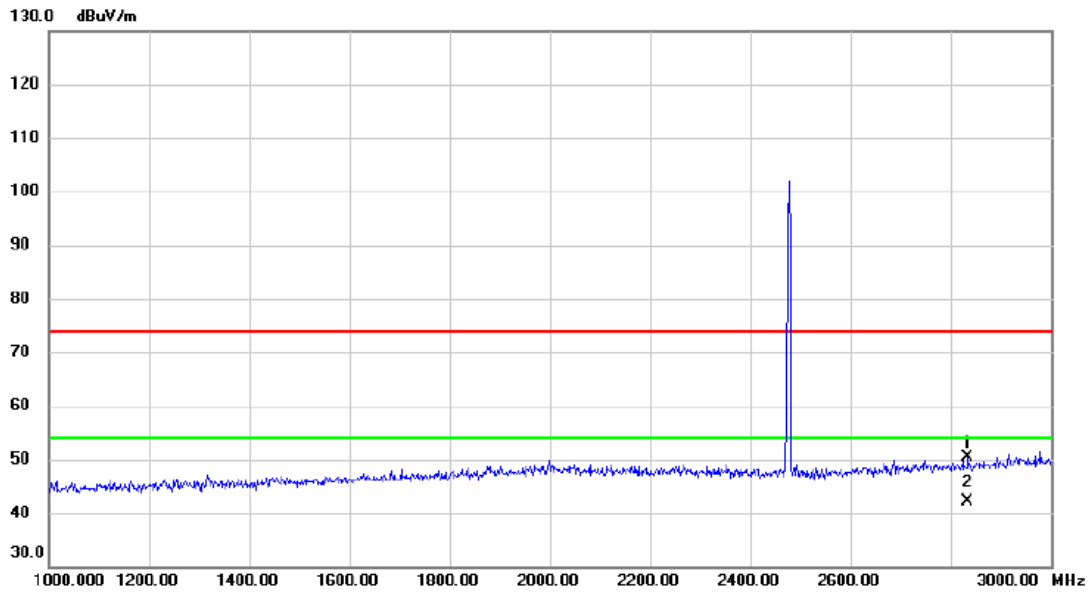
No.	Mk.	Freq. MHz	Reading Level dBuV	Correct Factor dB	Measure- ment dBuV/m	Limit dBuV/m	Margin dB	Detector	Comment
1	X	2477.550	96.20	6.79	102.99	74.00	28.99	peak	No Limit
2	*	2478.050	93.81	6.80	100.61	54.00	46.61	AVG	No Limit
3		2483.500	40.61	6.80	47.41	74.00	-26.59	peak	
4		2483.500	31.68	6.80	38.48	54.00	-15.52	AVG	

**REMARKS:**

- (1) Measurement Value = Reading Level + Correct Factor.
- (2) Margin Level = Measurement Value - Limit Value.

Test Mode: TX 2478 MHz \_CH37\_UHD 2M GFSK

### Horizontal



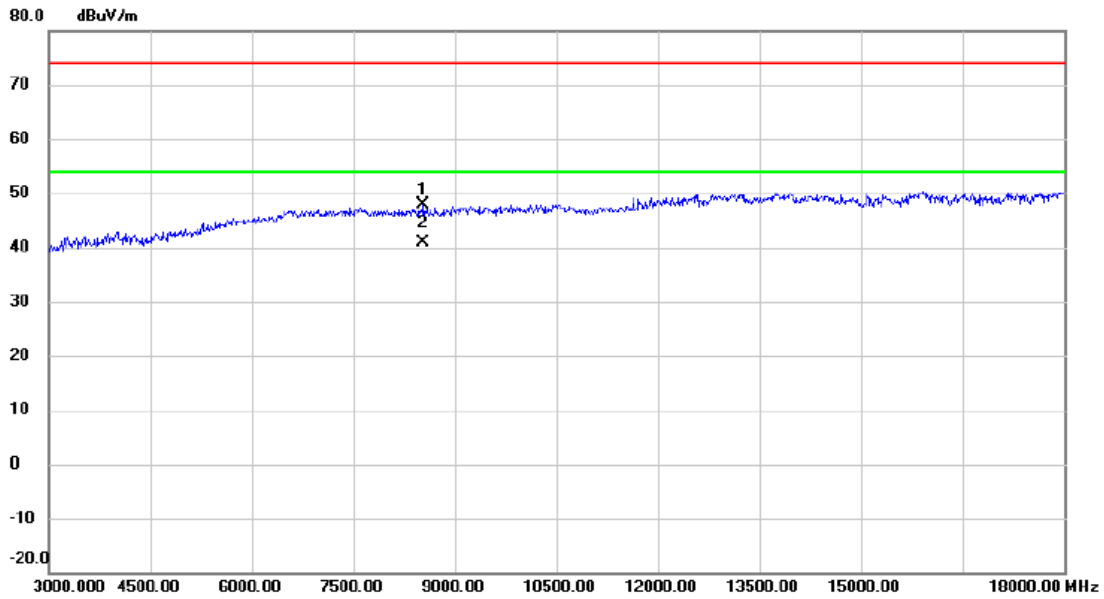
No.	Mk.	Freq. MHz	Reading Level dBuV	Correct Factor dB	Measure- ment dBuV/m	Limit dBuV/m	Margin dB	Detector	Comment
1		2834.000	41.95	8.53	50.48	74.00	-23.52	peak	
2	*	2834.000	33.53	8.53	42.06	54.00	-11.94	AVG	

**REMARKS:**

- (1) Measurement Value = Reading Level + Correct Factor.
- (2) Margin Level = Measurement Value - Limit Value.

Test Mode: TX 2478 MHz \_CH37\_UHD 2M GFSK

### Horizontal



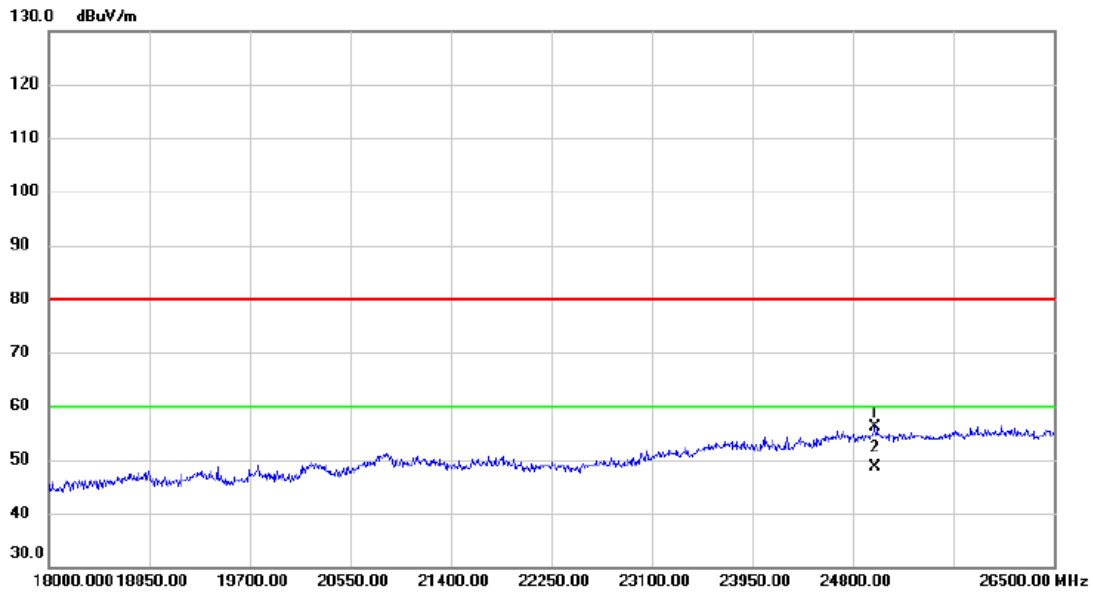
No.	Mk.	Freq. MHz	Reading Level dBuV	Correct Factor dB	Measure- ment dBuV/m	Limit dBuV/m	Margin dB	Detector	Comment
1		8535.000	37.79	10.19	47.98	74.00	-26.02	peak	
2	*	8535.000	30.58	10.19	40.77	54.00	-13.23	AVG	

**REMARKS:**

- (1) Measurement Value = Reading Level + Correct Factor.
- (2) Margin Level = Measurement Value - Limit Value.

Test Mode: TX 2478 MHz \_CH37\_UHD 2M GFSK

### Horizontal



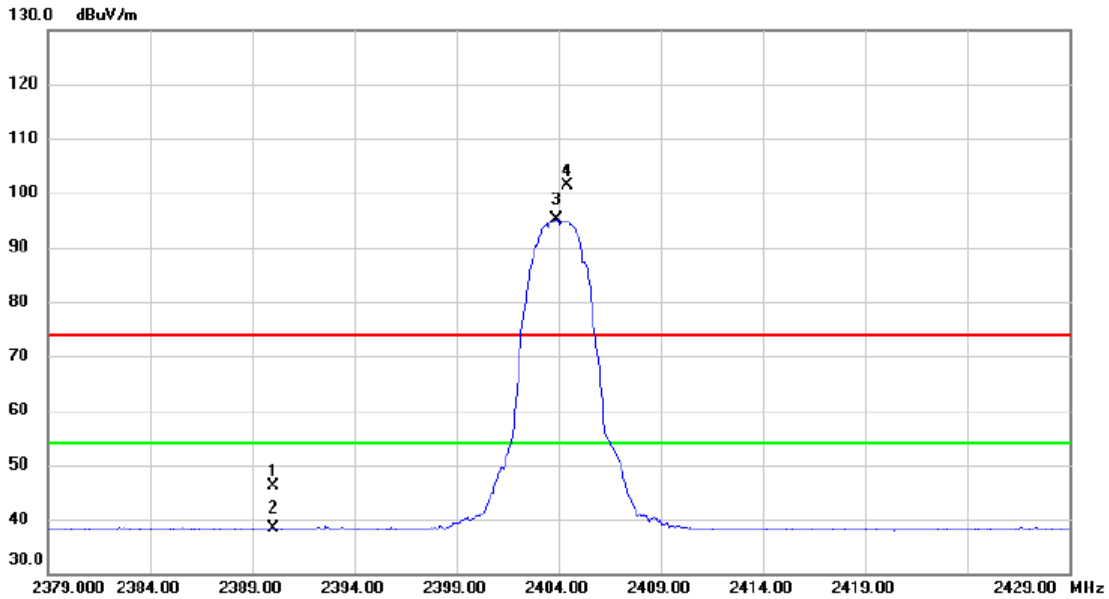
No. Mk.	Freq. MHz	Reading Level dBuV	Correct Factor dB	Measure- ment dBuV/m	Limit dBuV/m	Margin dB	Detector	Comment
1	24987.000	25.58	30.51	56.09	80.00	-23.91	peak	
2 *	24987.000	18.24	30.51	48.75	60.00	-11.25	AVG	

**REMARKS:**

- (1) Measurement Value = Reading Level + Correct Factor.
- (2) Margin Level = Measurement Value - Limit Value.

Test Mode: TX 2404 MHz \_CH00\_UHD 2M π/4-DQPSK

**Vertical**



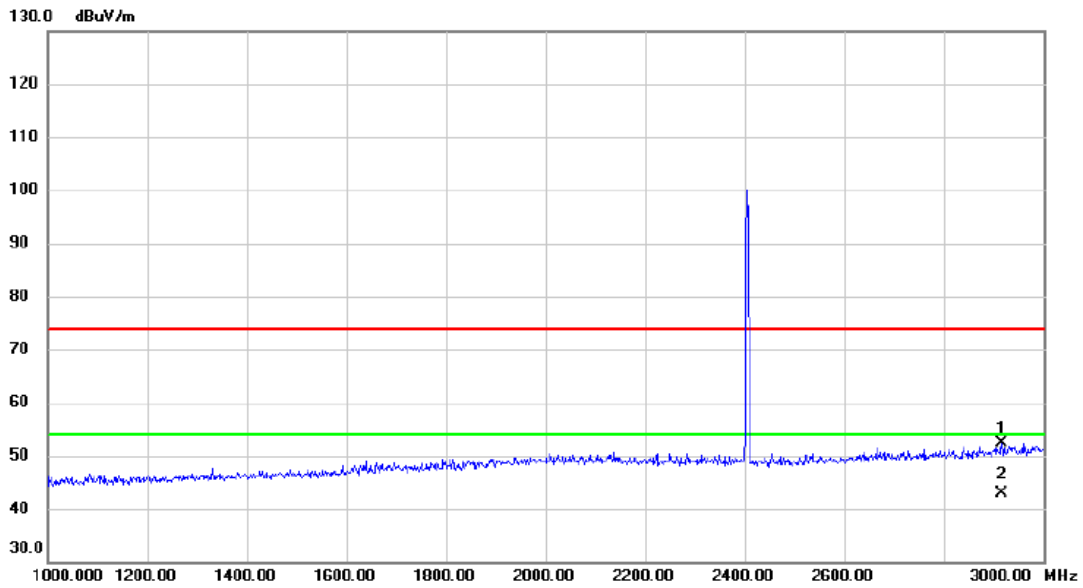
No.	Mk.	Freq. MHz	Reading Level dBuV	Correct Factor dB	Measure- ment dBuV/m	Limit dBuV/m	Margin dB	Detector	Comment
1		2390.000	39.29	6.89	46.18	74.00	-27.82	peak	
2		2390.000	31.52	6.89	38.41	54.00	-15.59	AVG	
3	*	2403.900	88.17	6.88	95.05	54.00	41.05	AVG	No Limit
4	X	2404.450	94.62	6.88	101.50	74.00	27.50	peak	No Limit

**REMARKS:**

- (1) Measurement Value = Reading Level + Correct Factor.
- (2) Margin Level = Measurement Value - Limit Value.

Test Mode: TX 2404 MHz \_CH00\_UHD 2M π/4-DQPSK

**Vertical**



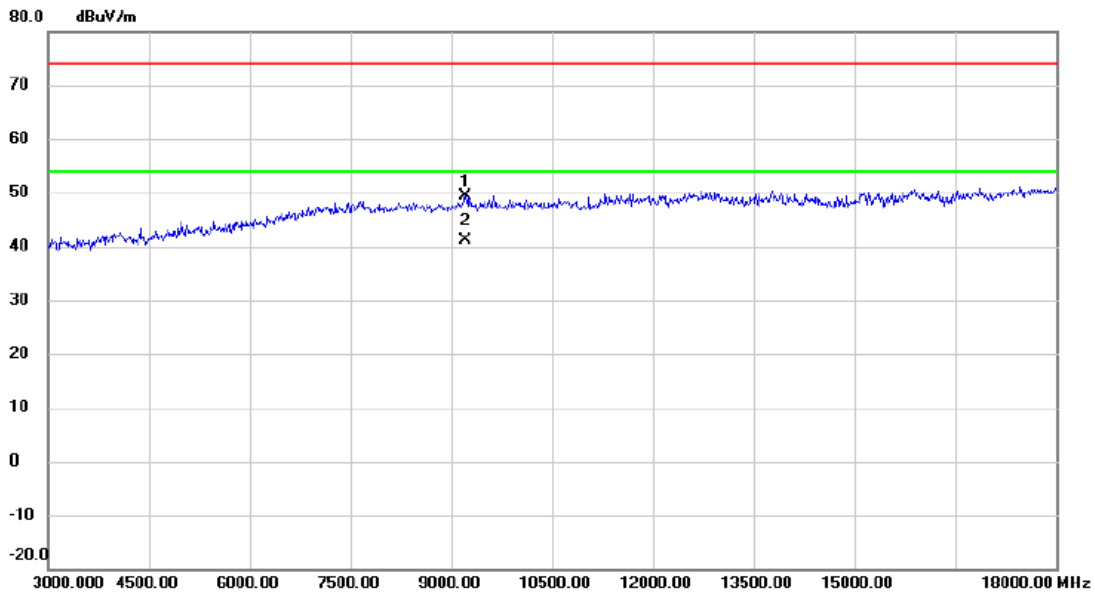
No.	Mk.	Freq. MHz	Reading Level dBuV	Correct Factor dB	Measure- ment dBuV/m	Limit dBuV/m	Margin dB	Detector	Comment
1		2916.000	43.47	8.96	52.43	74.00	-21.57	peak	
2	*	2916.000	33.85	8.96	42.81	54.00	-11.19	AVG	

**REMARKS:**

- (1) Measurement Value = Reading Level + Correct Factor.
- (2) Margin Level = Measurement Value - Limit Value.

Test Mode: TX 2404 MHz \_CH00\_UHD 2M π/4-DQPSK

### Vertical



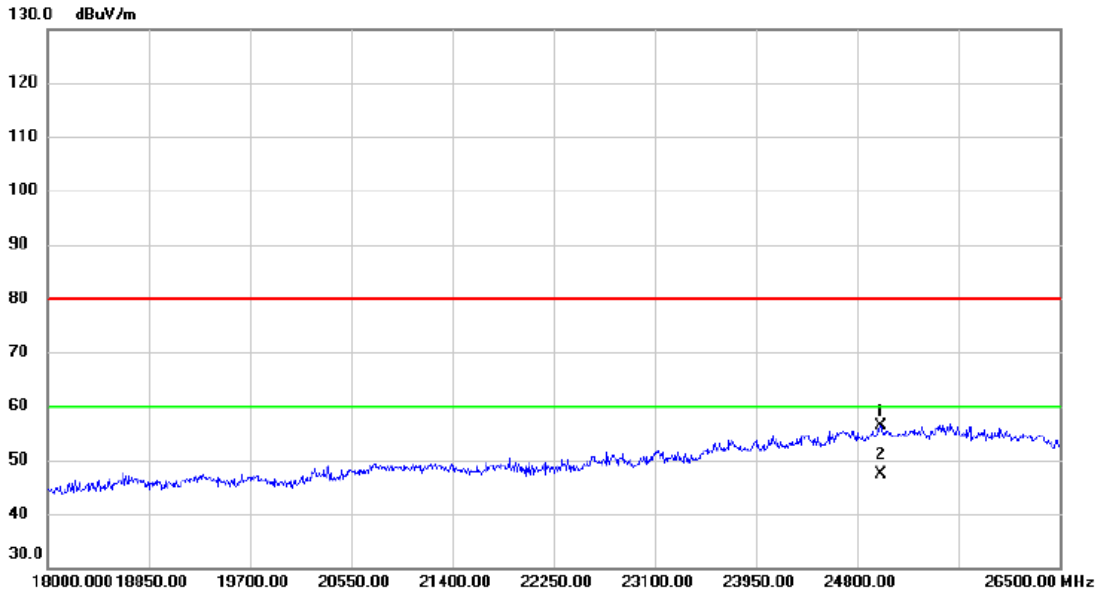
No.	Mk.	Freq. MHz	Reading Level dBuV	Correct Factor dB	Measure- ment dBuV/m	Limit dBuV/m	Margin dB	Detector	Comment
1		9210.000	38.48	10.78	49.26	74.00	-24.74	peak	
2	*	9210.000	30.24	10.78	41.02	54.00	-12.98	AVG	

**REMARKS:**

- (1) Measurement Value = Reading Level + Correct Factor.
- (2) Margin Level = Measurement Value - Limit Value.

Test Mode: TX 2404 MHz \_CH00\_UHD 2M π/4-DQPSK

**Vertical**



No.	Mk.	Freq. MHz	Reading Level dBuV	Correct Factor dB	Measure- ment dBuV/m	Limit dBuV/m	Margin dB	Detector	Comment
1		24995.500	25.81	30.53	56.34	80.00	-23.66	peak	
2	*	24995.500	16.87	30.53	47.40	60.00	-12.60	AVG	

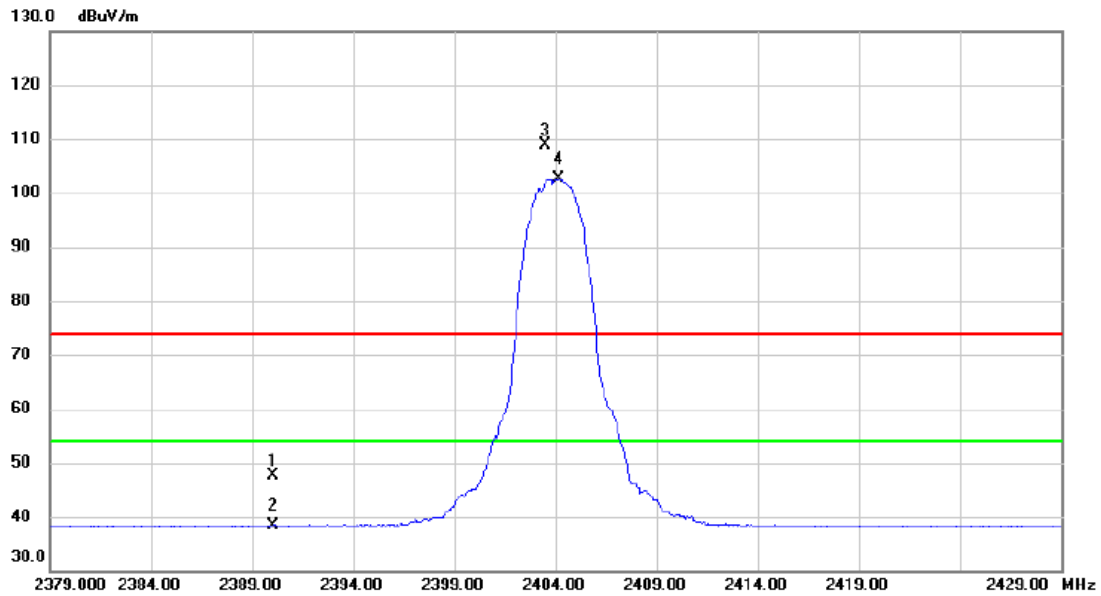
**REMARKS:**

- (1) Measurement Value = Reading Level + Correct Factor.
- (2) Margin Level = Measurement Value - Limit Value.



Test Mode: TX 2404 MHz \_CH00\_UHD 2M  $\pi/4$ -DQPSK

### Horizontal



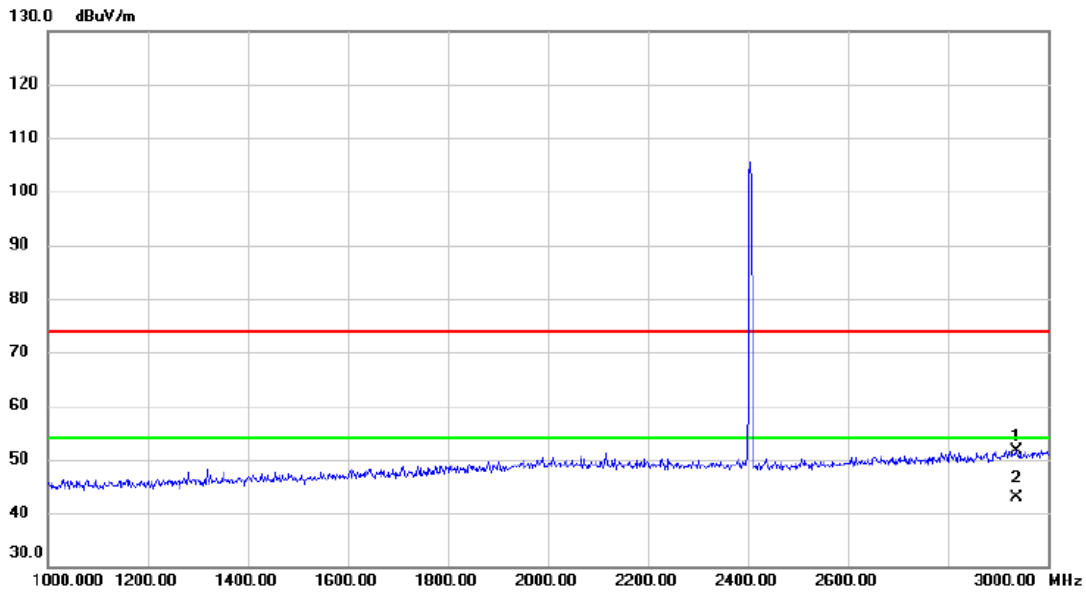
No.	Mk.	Freq. MHz	Reading Level dBuV	Correct Factor dB	Measure- ment dBuV/m	Limit dBuV/m	Margin dB	Detector	Comment
1		2390.000	40.81	6.89	47.70	74.00	-26.30	peak	
2		2390.000	31.56	6.89	38.45	54.00	-15.55	AVG	
3	X	2403.500	102.07	6.88	108.95	74.00	34.95	peak	No Limit
4	*	2404.150	95.65	6.88	102.53	54.00	48.53	AVG	No Limit

**REMARKS:**

- (1) Measurement Value = Reading Level + Correct Factor.
- (2) Margin Level = Measurement Value - Limit Value.

Test Mode: TX 2404 MHz \_CH00\_UHD 2M  $\pi/4$ -DQPSK

### Horizontal



No. Mk.	Freq. MHz	Reading Level dBuV	Correct Factor dB	Measure- ment dBuV/m	Limit dBuV/m	Margin dB	Detector	Comment
1	2938.000	42.61	9.07	51.68	74.00	-22.32	peak	
2 *	2938.000	33.74	9.07	42.81	54.00	-11.19	AVG	

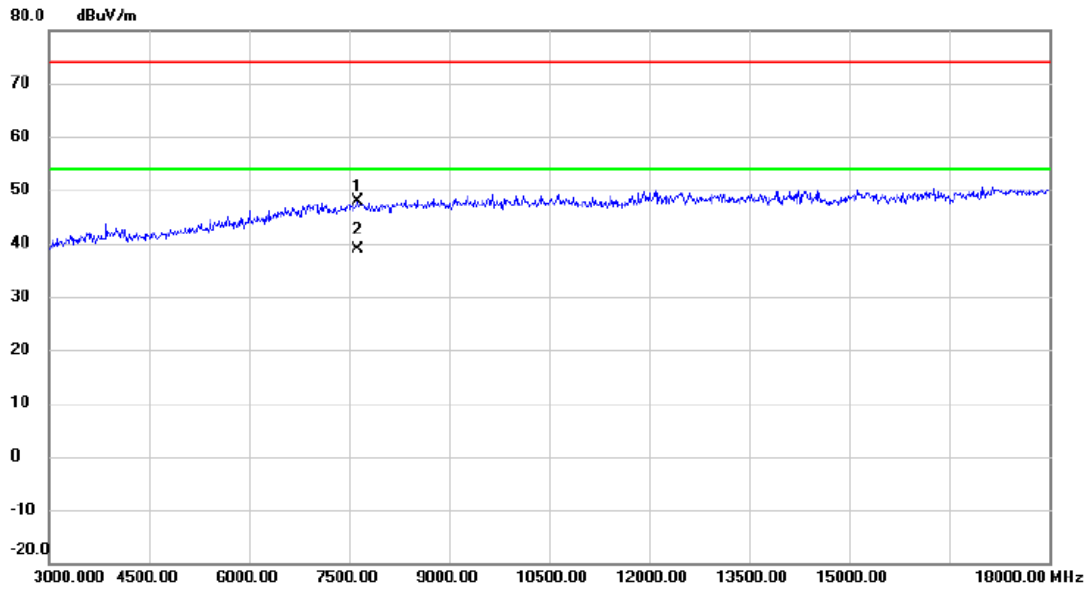
**REMARKS:**

(1) Measurement Value = Reading Level + Correct Factor.

(2) Margin Level = Measurement Value - Limit Value.

Test Mode: TX 2404 MHz \_CH00\_UHD 2M π/4-DQPSK

### Horizontal



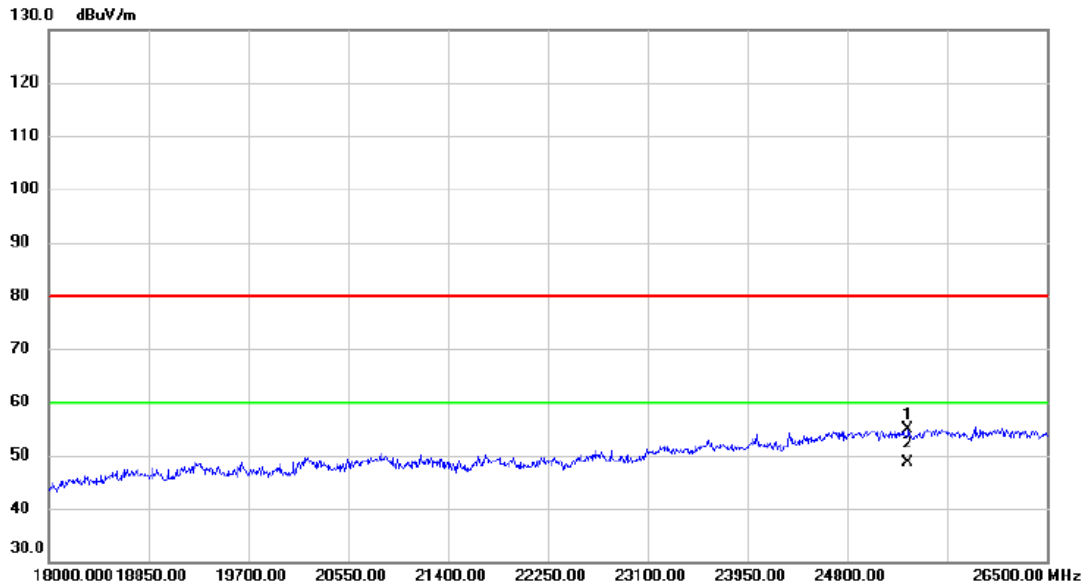
No.	Mk.	Freq. MHz	Reading Level dBuV	Correct Factor dB	Measure- ment dBuV/m	Limit dBuV/m	Margin dB	Detector	Comment
1		7635.000	38.27	9.53	47.80	74.00	-26.20	peak	
2	*	7635.000	29.47	9.53	39.00	54.00	-15.00	AVG	

**REMARKS:**

- (1) Measurement Value = Reading Level + Correct Factor.
- (2) Margin Level = Measurement Value - Limit Value.

Test Mode: TX 2404 MHz \_CH00\_UHD 2M π/4-DQPSK

### Horizontal



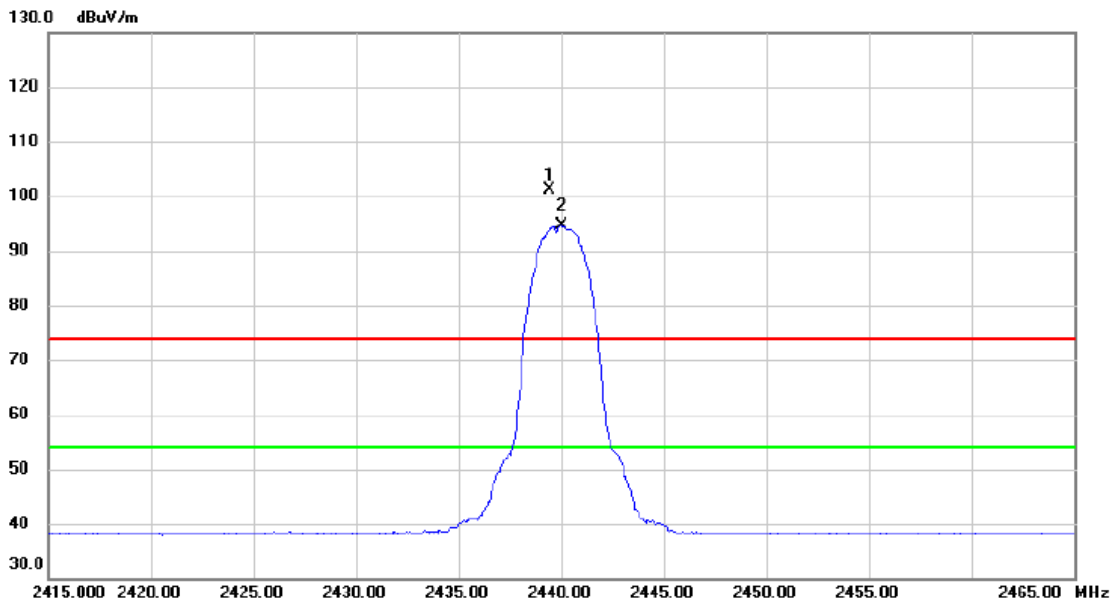
No.	Mk.	Freq. MHz	Reading Level dBuV	Correct Factor dB	Measure- ment dBuV/m	Limit dBuV/m	Margin dB	Detector	Comment
1		25318.500	24.53	30.25	54.78	80.00	-25.22	peak	
2	*	25318.500	18.45	30.25	48.70	60.00	-11.30	AVG	

**REMARKS:**

- (1) Measurement Value = Reading Level + Correct Factor.
- (2) Margin Level = Measurement Value - Limit Value.

Test Mode: TX 2440 MHz \_CH18\_UHD 2M  $\pi/4$ -DQPSK

### Vertical



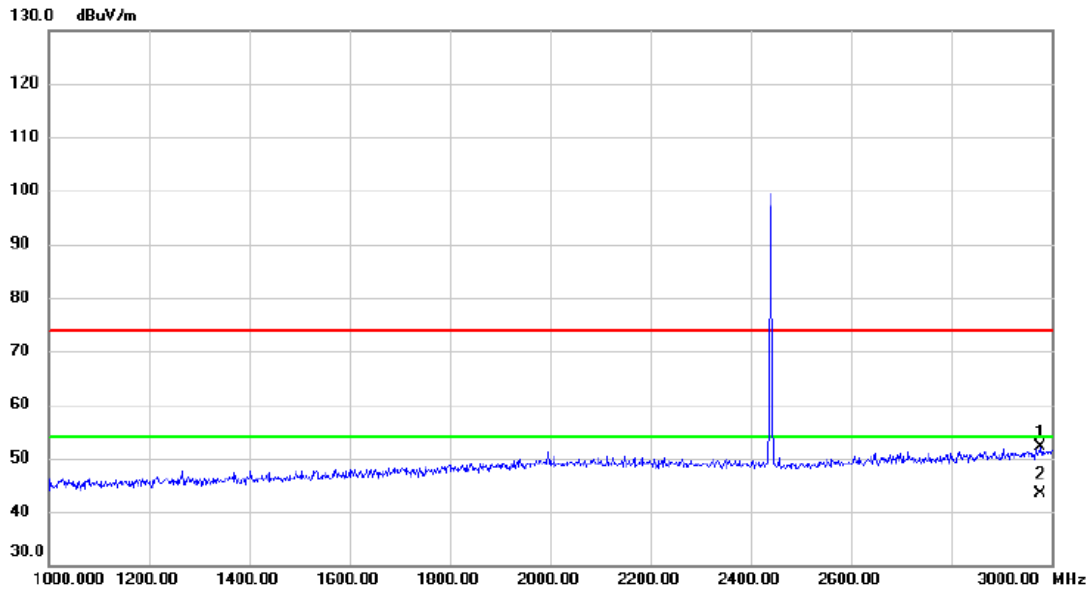
No.	Mk.	Freq.	Reading Level	Correct Factor	Measurement	Limit	Margin		
		MHz	dBuV	dB	dBuV/m	dBuV/m	dB	Detector	Comment
1	X	2439.450	94.20	6.85	101.05	74.00	27.05	peak	No Limit
2	*	2440.000	87.68	6.84	94.52	54.00	40.52	AVG	No Limit

**REMARKS:**

- (1) Measurement Value = Reading Level + Correct Factor.
- (2) Margin Level = Measurement Value - Limit Value.

Test Mode: TX 2440 MHz \_CH18\_UHD 2M π/4-DQPSK

### Vertical



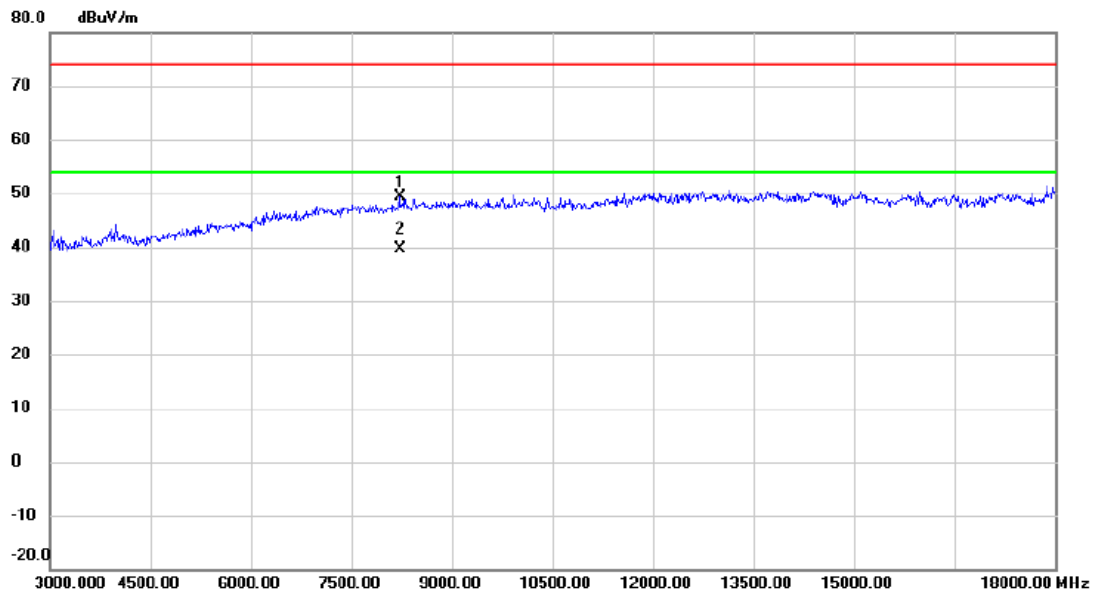
No.	Mk.	Freq. MHz	Reading Level dBuV	Correct Factor dB	Measure- ment dBuV/m	Limit dBuV/m	Margin dB	Detector	Comment
1		2978.000	42.78	9.29	52.07	74.00	-21.93	peak	
2	*	2978.000	34.21	9.29	43.50	54.00	-10.50	AVG	

**REMARKS:**

- (1) Measurement Value = Reading Level + Correct Factor.
- (2) Margin Level = Measurement Value - Limit Value.

Test Mode: TX 2440 MHz \_CH18\_UHD 2M π/4-DQPSK

### Vertical



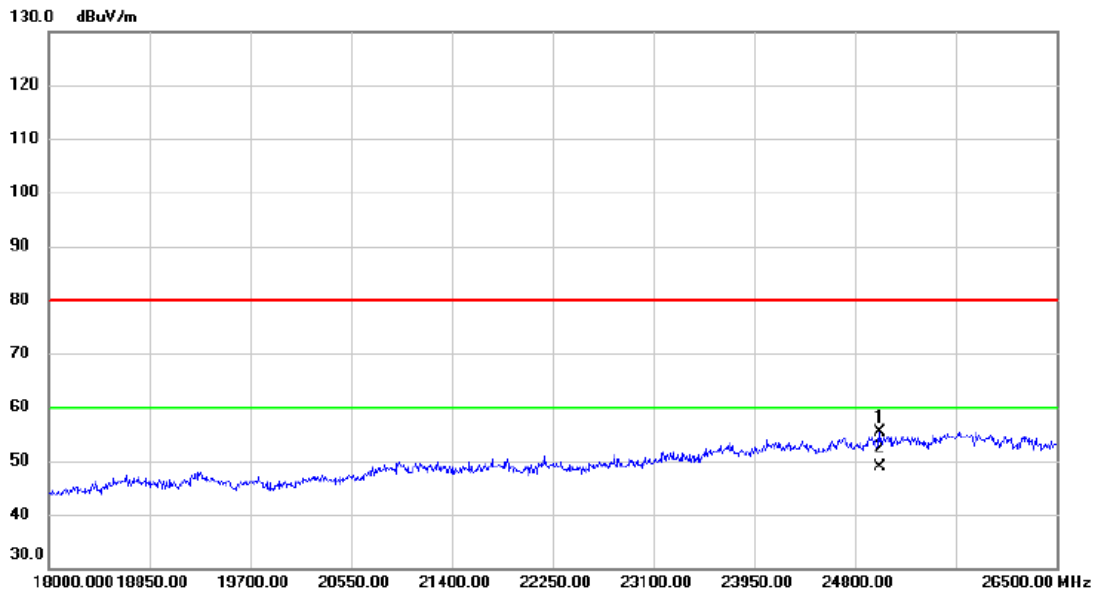
No.	Mk.	Freq.	Reading Level	Correct Factor	Measurement	Limit	Margin	Detector	Comment
		MHz	dBuV	dB	dBuV/m	dBuV/m	dB		
1		8220.000	39.58	9.73	49.31	74.00	-24.69	peak	
2	*	8220.000	29.78	9.73	39.51	54.00	-14.49	AVG	

**REMARKS:**

- (1) Measurement Value = Reading Level + Correct Factor.
- (2) Margin Level = Measurement Value - Limit Value.

Test Mode: TX 2440 MHz \_CH18\_UHD 2M π/4-DQPSK

### Vertical



No.	Mk.	Freq. MHz	Reading Level dBuV	Correct Factor dB	Measure- ment dBuV/m	Limit dBuV/m	Margin dB	Detector	Comment
1		25004.000	24.81	30.53	55.34	80.00	-24.66	peak	
2	*	25004.000	18.45	30.53	48.98	60.00	-11.02	AVG	

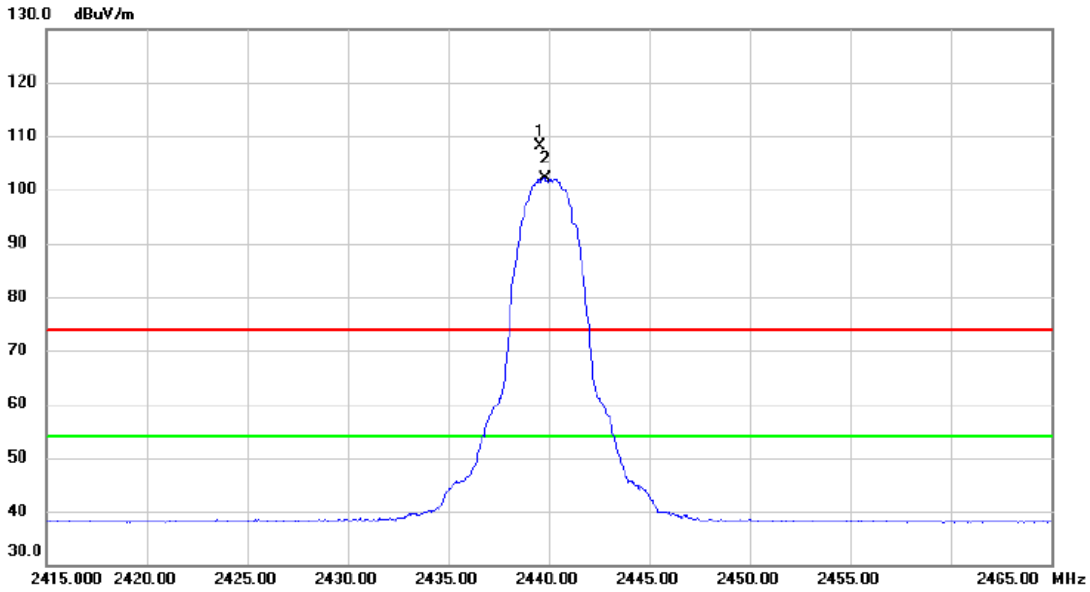
**REMARKS:**

- (1) Measurement Value = Reading Level + Correct Factor.
- (2) Margin Level = Measurement Value - Limit Value.



Test Mode: TX 2440 MHz \_CH18\_UHD 2M  $\pi/4$ -DQPSK

### Horizontal



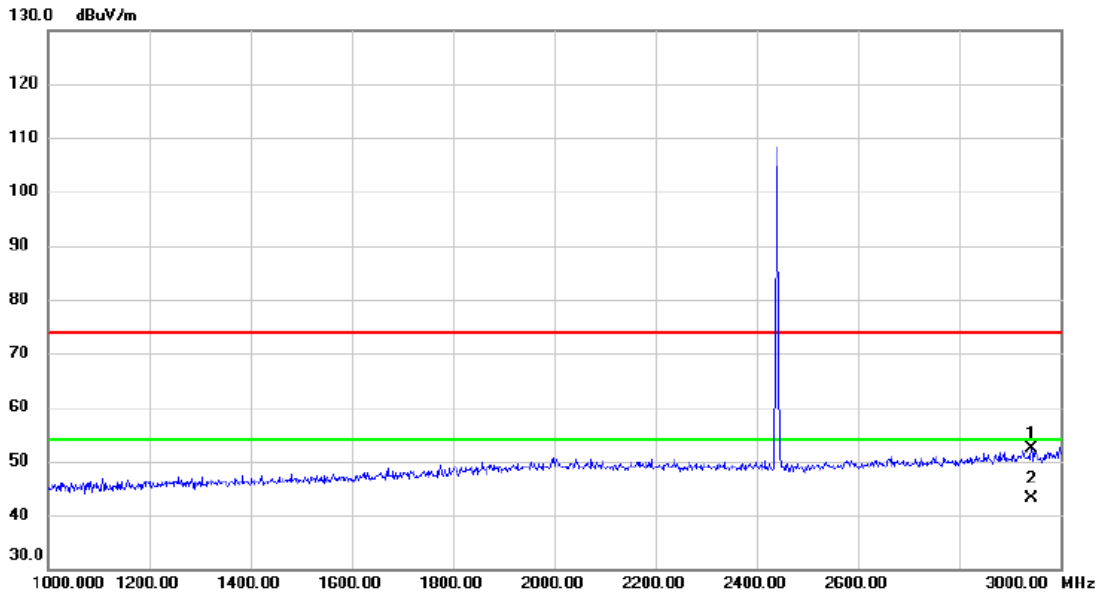
No.	Mk.	Freq. MHz	Reading Level dBuV	Correct Factor dB	Measure- ment dBuV/m	Limit dBuV/m	Margin dB	Detector	Comment
1	X	2439.550	101.33	6.85	108.18	74.00	34.18	peak	No Limit
2	*	2439.800	95.30	6.84	102.14	54.00	48.14	AVG	No Limit

**REMARKS:**

- (1) Measurement Value = Reading Level + Correct Factor.
- (2) Margin Level = Measurement Value - Limit Value.

Test Mode: TX 2440 MHz \_CH18\_UHD 2M π/4-DQPSK

### Horizontal



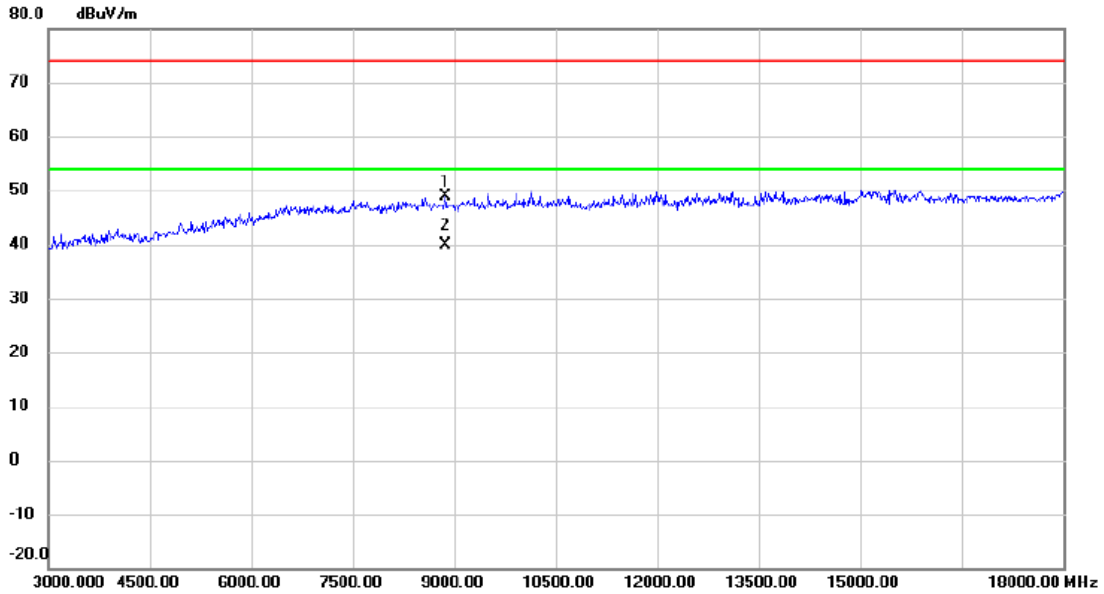
No.	Mk.	Freq. MHz	Reading Level dBuV	Correct Factor dB	Measure- ment dBuV/m	Limit dBuV/m	Margin dB	Detector	Comment
1		2942.000	43.22	9.10	52.32	74.00	-21.68	peak	
2	*	2942.000	33.94	9.10	43.04	54.00	-10.96	AVG	

**REMARKS:**

- (1) Measurement Value = Reading Level + Correct Factor.
- (2) Margin Level = Measurement Value - Limit Value.

Test Mode: TX 2440 MHz \_CH18\_UHD 2M π/4-DQPSK

### Horizontal



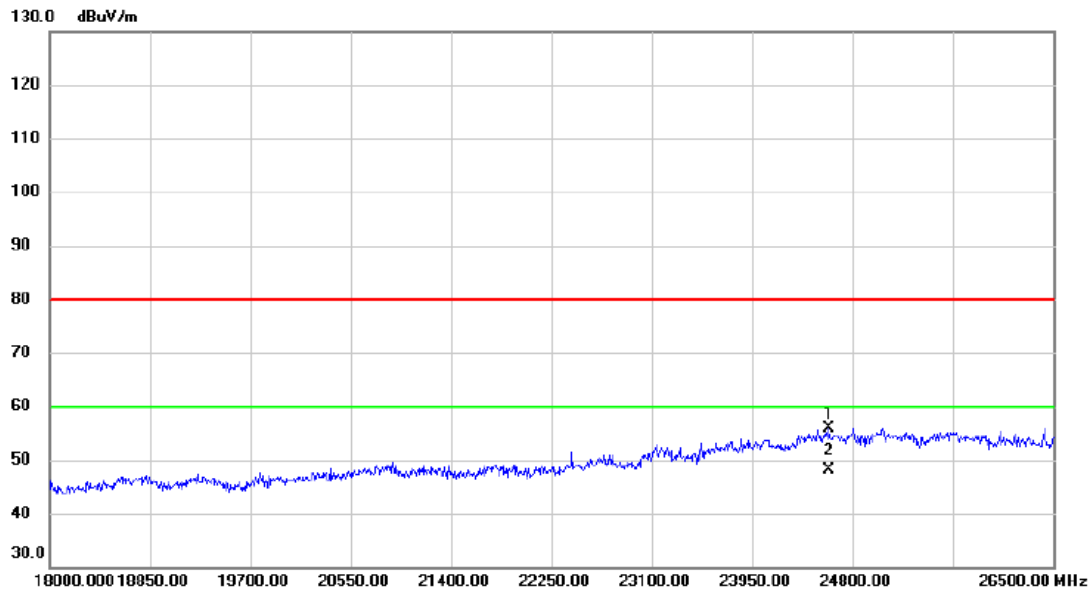
No.	Mk.	Freq. MHz	Reading Level dBuV	Correct Factor dB	Measure- ment dBuV/m	Limit dBuV/m	Margin dB	Detector	Comment
1		8865.000	38.35	10.44	48.79	74.00	-25.21	peak	
2	*	8865.000	29.45	10.44	39.89	54.00	-14.11	AVG	

**REMARKS:**

- (1) Measurement Value = Reading Level + Correct Factor.
- (2) Margin Level = Measurement Value - Limit Value.

Test Mode: TX 2440 MHz \_CH18\_UHD 2M  $\pi/4$ -DQPSK

### Horizontal



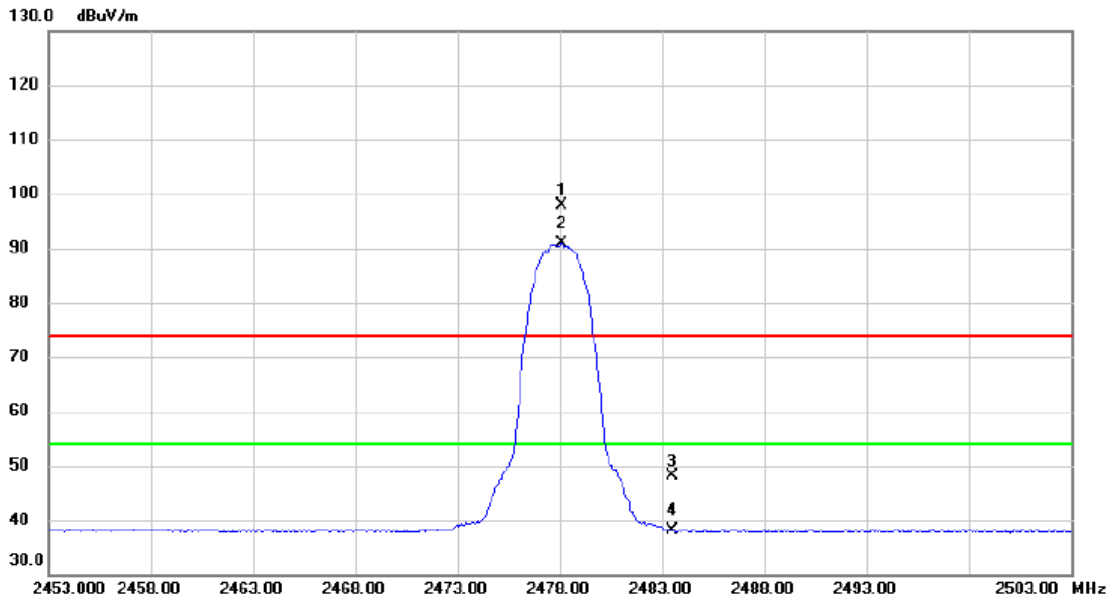
No.	Mk.	Freq. MHz	Reading Level dBuV	Correct Factor dB	Measure- ment dBuV/m	Limit dBuV/m	Margin dB	Detector	Comment
1		24604.500	25.98	29.99	55.97	80.00	-24.03	peak	
2	*	24604.500	18.14	29.99	48.13	60.00	-11.87	AVG	

**REMARKS:**

- (1) Measurement Value = Reading Level + Correct Factor.
- (2) Margin Level = Measurement Value - Limit Value.

Test Mode: TX 2478 MHz \_CH37\_UHD 2M π/4-DQPSK

### Vertical



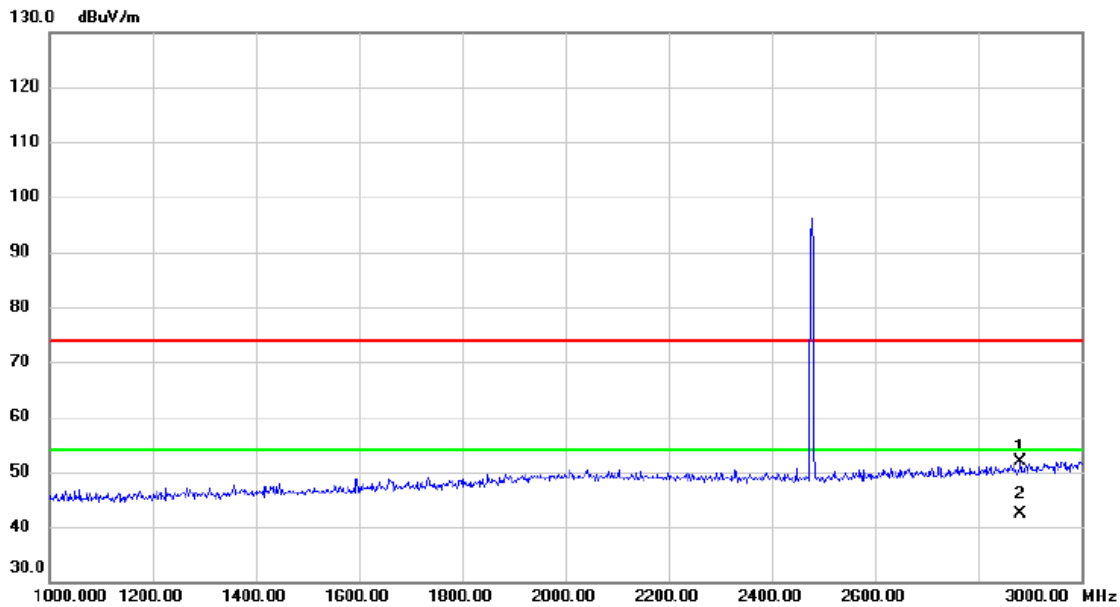
No.	Mk.	Freq. MHz	Reading Level dBuV	Correct Factor dB	Measure- ment dBuV/m	Limit dBuV/m	Margin dB	Detector	Comment
1	X	2478.100	91.02	6.80	97.82	74.00	23.82	peak	No Limit
2	*	2478.100	84.02	6.80	90.82	54.00	36.82	AVG	No Limit
3		2483.500	41.23	6.80	48.03	74.00	-25.97	peak	
4		2483.500	31.23	6.80	38.03	54.00	-15.97	AVG	

**REMARKS:**

- (1) Measurement Value = Reading Level + Correct Factor.
- (2) Margin Level = Measurement Value - Limit Value.

Test Mode: TX 2478 MHz \_CH37\_UHD 2M  $\pi/4$ -DQPSK

### Vertical



No.	Mk.	Freq. MHz	Reading Level dBuV	Correct Factor dB	Measure- ment dBuV/m	Limit dBuV/m	Margin dB	Detector	Comment
1		2882.000	43.11	8.78	51.89	74.00	-22.11	peak	
2	*	2882.000	33.57	8.78	42.35	54.00	-11.65	AVG	

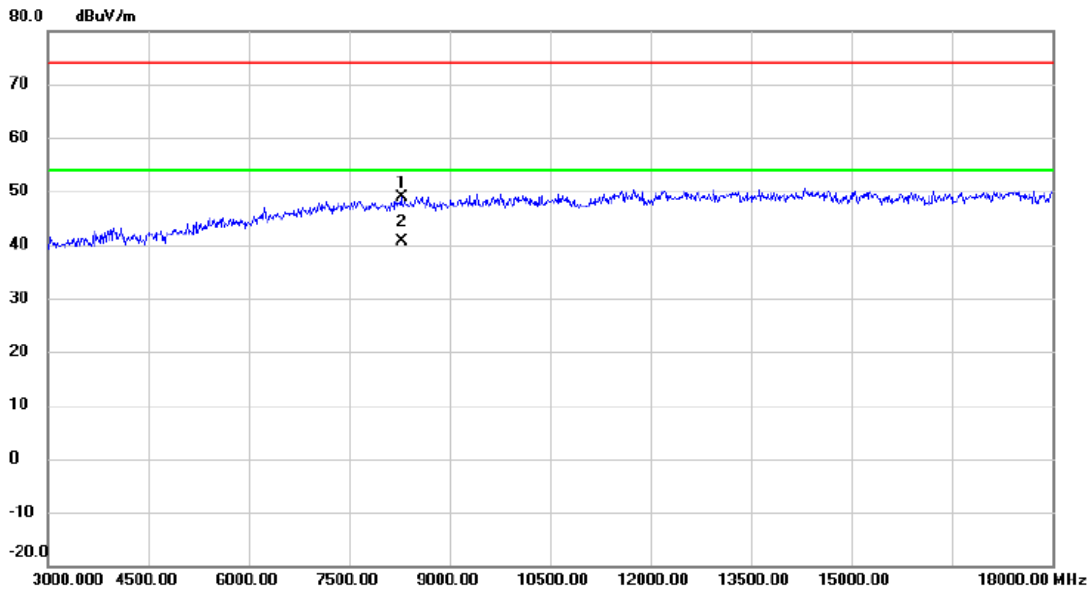
**REMARKS:**

(1) Measurement Value = Reading Level + Correct Factor.

(2) Margin Level = Measurement Value - Limit Value.

Test Mode: TX 2478 MHz \_CH37\_UHD 2M π/4-DQPSK

**Vertical**



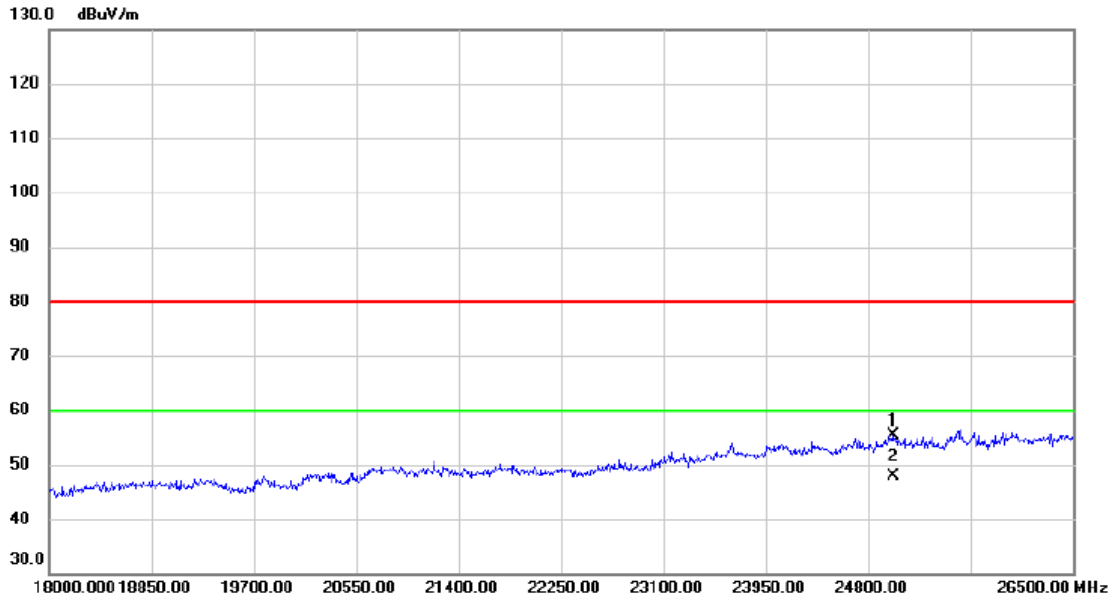
No.	Mk.	Freq. MHz	Reading Level dBuV	Correct Factor dB	Measure- ment dBuV/m	Limit dBuV/m	Margin dB	Detector	Comment
1		8280.000	39.10	9.84	48.94	74.00	-25.06	peak	
2	*	8280.000	30.89	9.84	40.73	54.00	-13.27	AVG	

**REMARKS:**

- (1) Measurement Value = Reading Level + Correct Factor.
- (2) Margin Level = Measurement Value - Limit Value.

Test Mode: TX 2478 MHz \_CH37\_UHD 2M π/4-DQPSK

### Vertical



No.	Mk.	Freq. MHz	Reading Level dBuV	Correct Factor dB	Measure- ment dBuV/m	Limit dBuV/m	Margin dB	Detector	Comment
1		25004.000	24.93	30.53	55.46	80.00	-24.54	peak	
2	*	25004.000	17.34	30.53	47.87	60.00	-12.13	AVG	

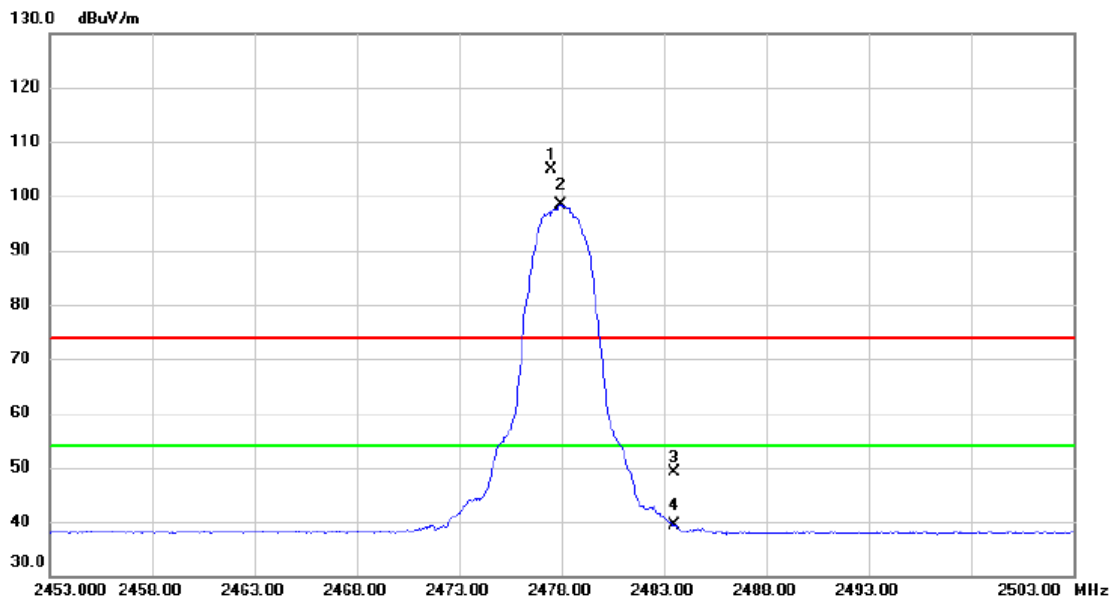
REMARKS:

- (1) Measurement Value = Reading Level + Correct Factor.
- (2) Margin Level = Measurement Value - Limit Value.



Test Mode: TX 2478 MHz \_CH37\_UHD 2M  $\pi/4$ -DQPSK

### Horizontal



No.	Mk.	Freq. MHz	Reading Level dBuV	Correct Factor dB	Measure- ment dBuV/m	Limit dBuV/m	Margin dB	Detector	Comment
1	X	2477.500	98.00	6.79	104.79	74.00	30.79	peak	No Limit
2	*	2477.950	91.57	6.80	98.37	54.00	44.37	AVG	No Limit
3		2483.500	42.33	6.80	49.13	74.00	-24.87	peak	
4		2483.500	32.58	6.80	39.38	54.00	-14.62	AVG	

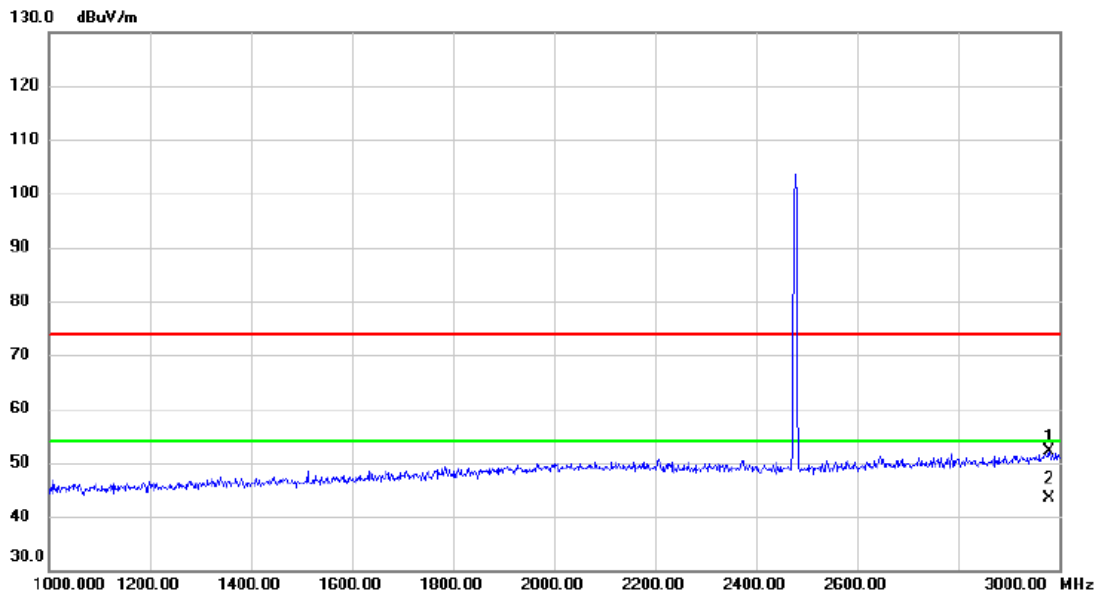
**REMARKS:**

(1) Measurement Value = Reading Level + Correct Factor.

(2) Margin Level = Measurement Value - Limit Value.

Test Mode: TX 2478 MHz \_CH37\_UHD 2M π/4-DQPSK

### Horizontal



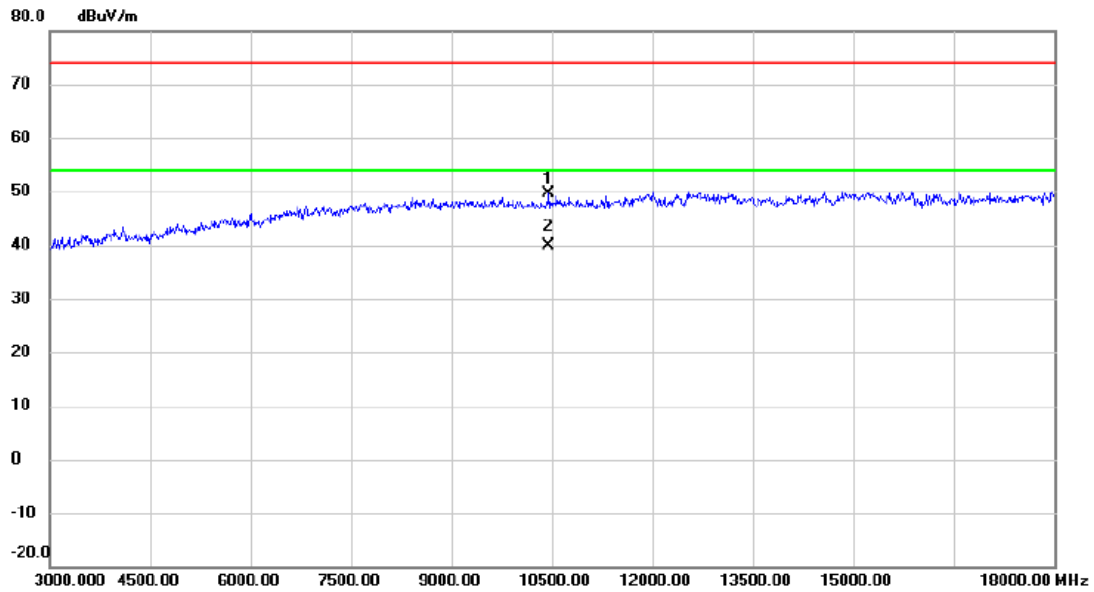
No.	Mk.	Freq.	Reading Level	Correct Factor	Measurement	Limit	Margin	Detector	Comment
		MHz	dBuV	dB	dBuV/m	dBuV/m	dB		
1		2980.000	42.76	9.30	52.06	74.00	-21.94	peak	
2	*	2980.000	34.14	9.30	43.44	54.00	-10.56	AVG	

**REMARKS:**

- (1) Measurement Value = Reading Level + Correct Factor.
- (2) Margin Level = Measurement Value - Limit Value.

Test Mode: TX 2478 MHz \_CH37\_UHD 2M π/4-DQPSK

### Horizontal



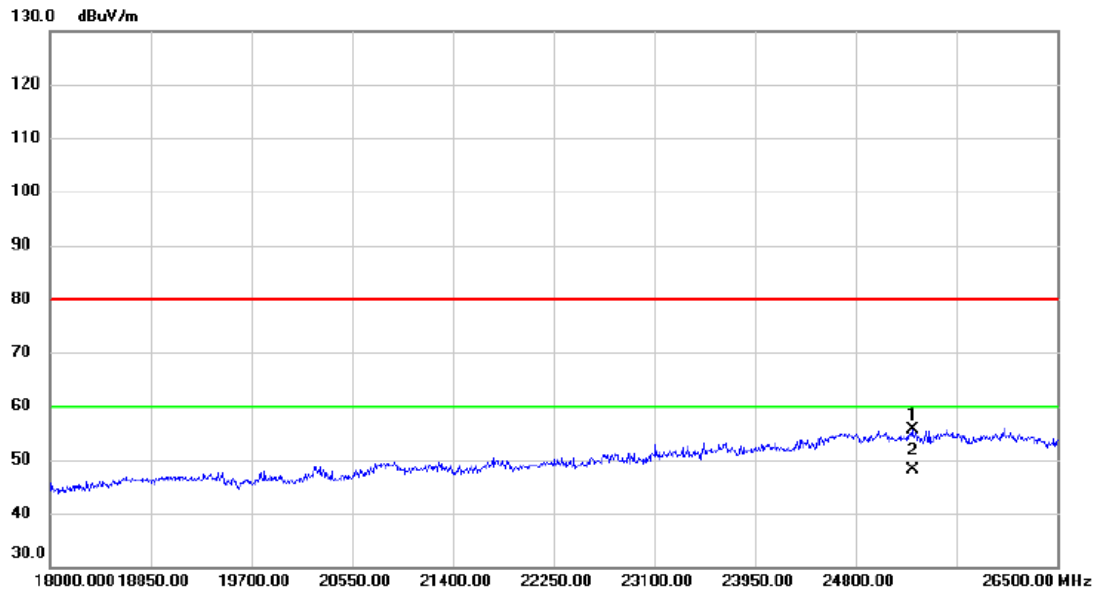
No.	Mk.	Freq. MHz	Reading Level dBuV	Correct Factor dB	Measure- ment dBuV/m	Limit dBuV/m	Margin dB	Detector	Comment
1		10455.000	37.92	11.63	49.55	74.00	-24.45	peak	
2	*	10455.000	28.27	11.63	39.90	54.00	-14.10	AVG	

**REMARKS:**

- (1) Measurement Value = Reading Level + Correct Factor.
- (2) Margin Level = Measurement Value - Limit Value.

Test Mode: TX 2478 MHz \_CH37\_UHD 2M  $\pi/4$ -DQPSK

### Horizontal



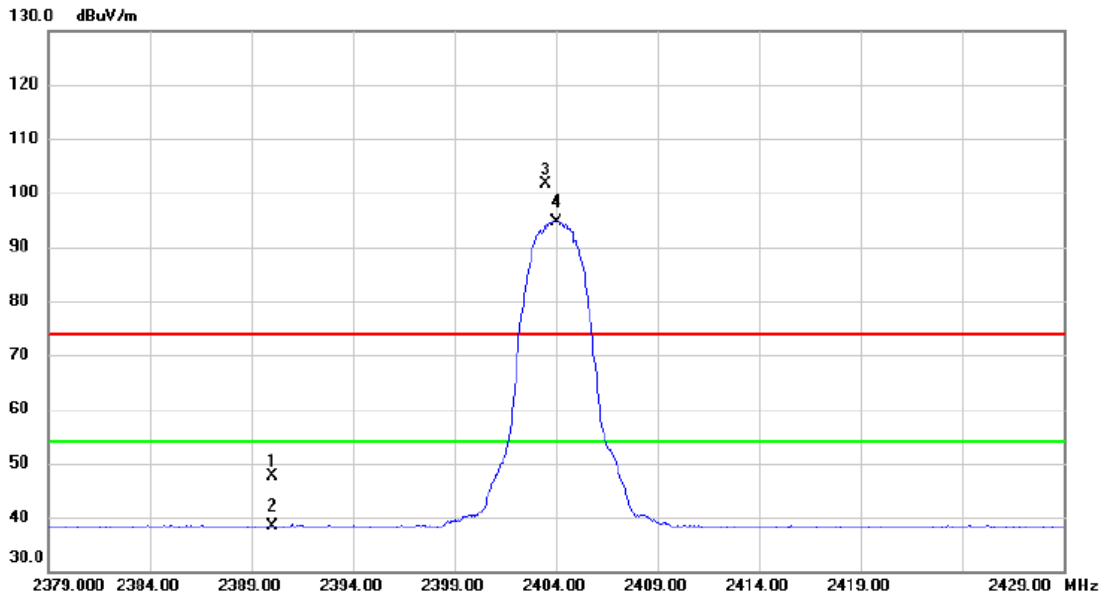
No.	Mk.	Freq. MHz	Reading Level dBuV	Correct Factor dB	Measure- ment dBuV/m	Limit dBuV/m	Margin dB	Detector	Comment
1		25276.000	25.26	30.27	55.53	80.00	-24.47	peak	
2	*	25276.000	17.97	30.27	48.24	60.00	-11.76	AVG	

**REMARKS:**

- (1) Measurement Value = Reading Level + Correct Factor.
- (2) Margin Level = Measurement Value - Limit Value.

Test Mode: TX 2404 MHz \_CH00\_UHD 2M 8DPSK

### Vertical



No.	Mk.	Freq. MHz	Reading Level dBuV	Correct Factor dB	Measure- ment dBuV/m	Limit dBuV/m	Margin dB	Detector	Comment
1		2390.000	40.84	6.89	47.73	74.00	-26.27	peak	
2		2390.000	31.60	6.89	38.49	54.00	-15.51	AVG	
3	X	2403.500	94.64	6.88	101.52	74.00	27.52	peak	No Limit
4	*	2404.000	87.67	6.88	94.55	54.00	40.55	AVG	No Limit

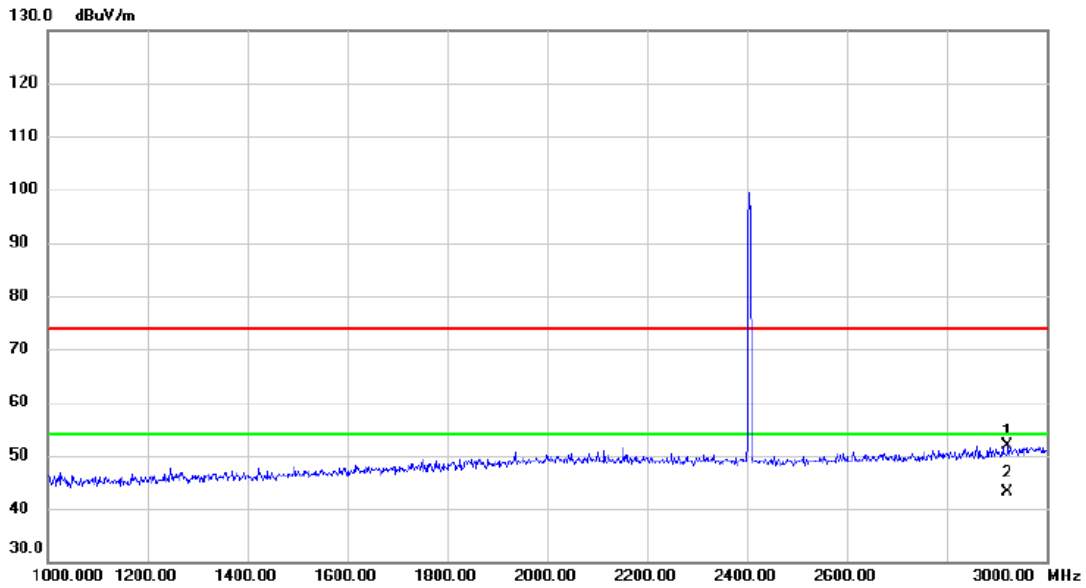
**REMARKS:**

(1) Measurement Value = Reading Level + Correct Factor.

(2) Margin Level = Measurement Value - Limit Value.

Test Mode: TX 2404 MHz \_CH00\_UHD 2M 8DPSK

### Vertical



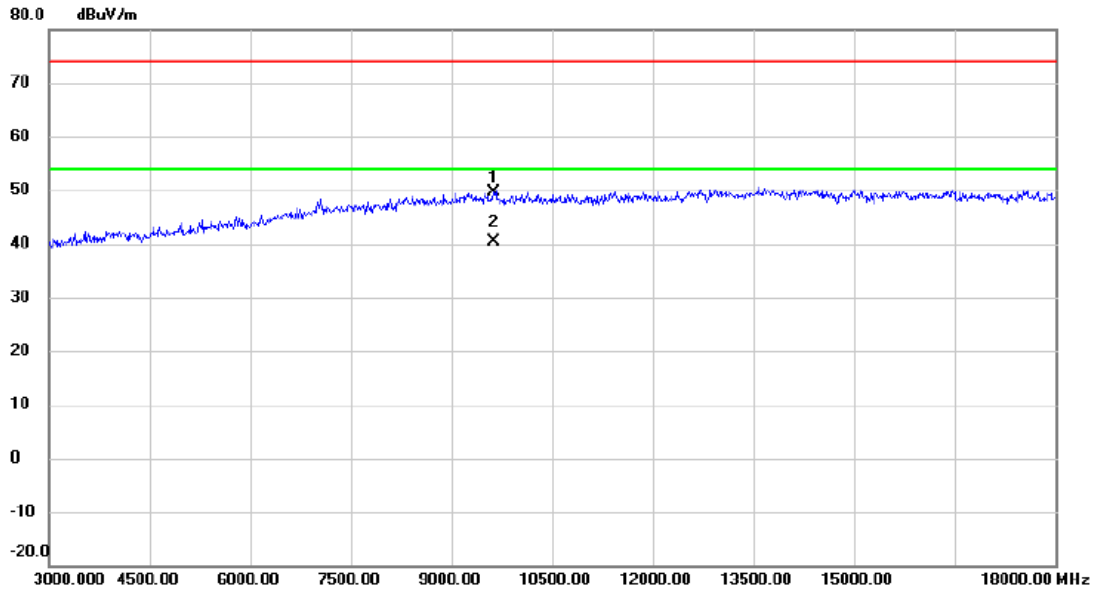
No.	Mk.	Freq. MHz	Reading Level dBuV	Correct Factor dB	Measure- ment dBuV/m	Limit dBuV/m	Margin dB	Detector	Comment
1		2922.000	42.97	8.98	51.95	74.00	-22.05	peak	
2	*	2922.000	34.10	8.98	43.08	54.00	-10.92	AVG	

**REMARKS:**

- (1) Measurement Value = Reading Level + Correct Factor.
- (2) Margin Level = Measurement Value - Limit Value.

Test Mode: TX 2404 MHz \_CH00\_UHD 2M 8DPSK

### Vertical



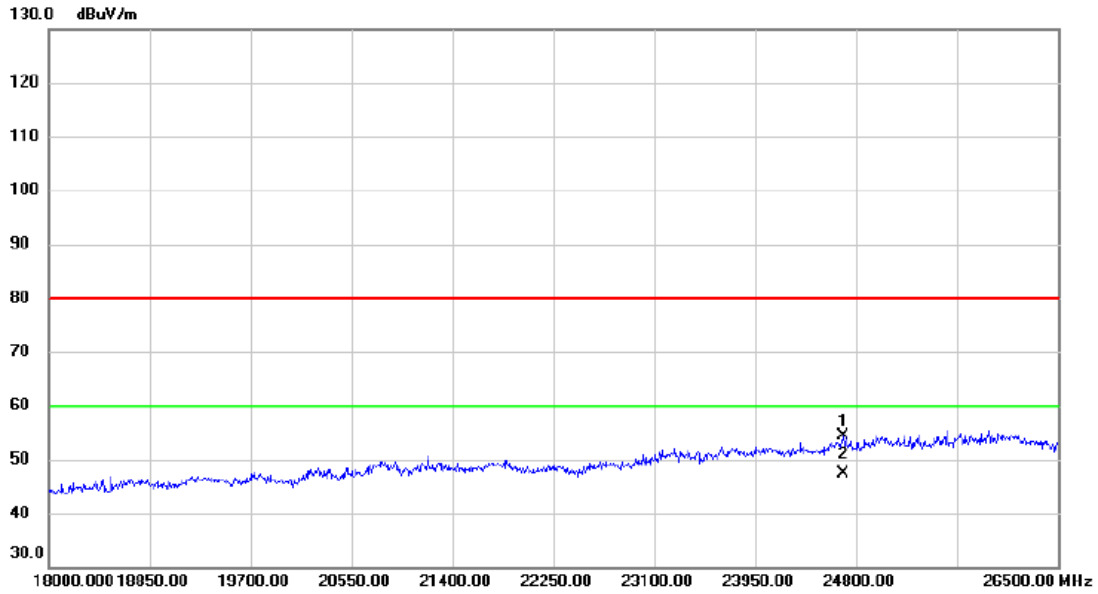
No.	Mk.	Freq. MHz	Reading Level dBuV	Correct Factor dB	Measure- ment dBuV/m	Limit dBuV/m	Margin dB	Detector	Comment
1		9630.000	38.58	11.03	49.61	74.00	-24.39	peak	
2	*	9630.000	29.37	11.03	40.40	54.00	-13.60	AVG	

**REMARKS:**

- (1) Measurement Value = Reading Level + Correct Factor.
- (2) Margin Level = Measurement Value - Limit Value.

Test Mode: TX 2404 MHz \_CH00\_UHD 2M 8DPSK

**Vertical**



No.	Mk.	Freq. MHz	Reading Level dBuV	Correct Factor dB	Measure- ment dBuV/m	Limit dBuV/m	Margin dB	Detector	Comment
1		24689.500	24.22	30.10	54.32	80.00	-25.68	peak	
2	*	24689.500	17.24	30.10	47.34	60.00	-12.66	AVG	

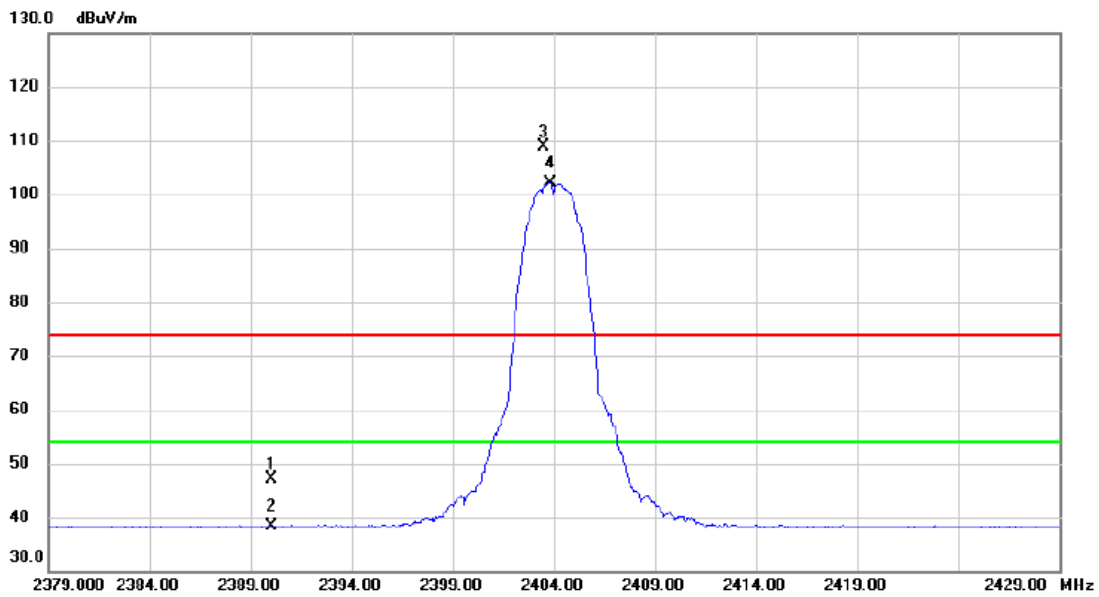
**REMARKS:**

- (1) Measurement Value = Reading Level + Correct Factor.
- (2) Margin Level = Measurement Value - Limit Value.



Test Mode: TX 2404 MHz \_CH00\_UHD 2M 8DPSK

### Horizontal



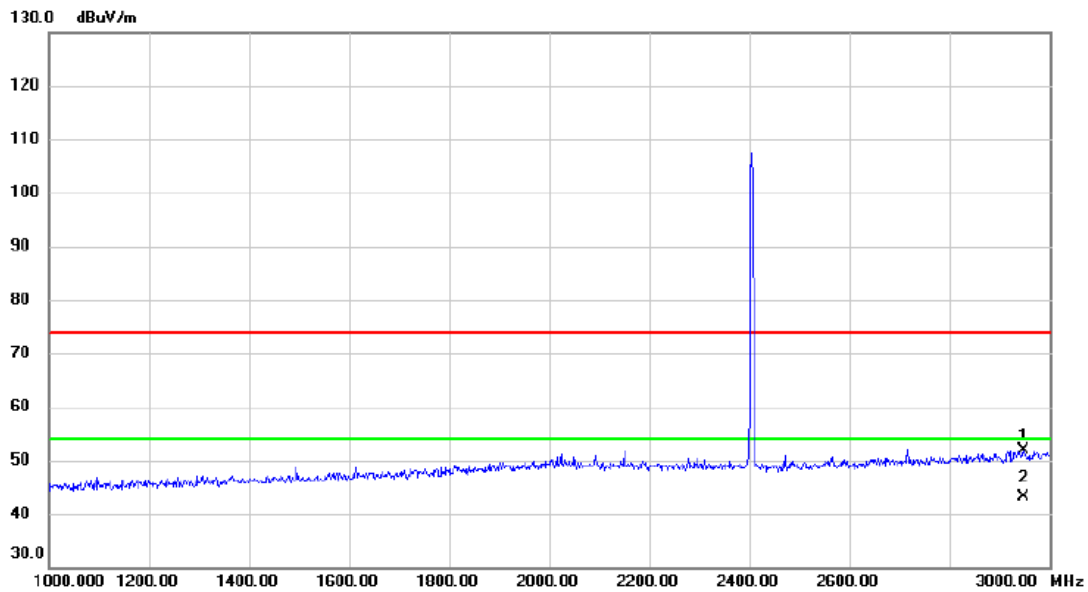
No.	Mk.	Freq. MHz	Reading Level dBuV	Correct Factor dB	Measure- ment dBuV/m	Limit dBuV/m	Margin dB	Detector	Comment
1		2390.000	40.20	6.89	47.09	74.00	-26.91	peak	
2		2390.000	31.47	6.89	38.36	54.00	-15.64	AVG	
3	X	2403.500	102.12	6.88	109.00	74.00	35.00	peak	No Limit
4	*	2403.800	95.18	6.88	102.06	54.00	48.06	AVG	No Limit

**REMARKS:**

- (1) Measurement Value = Reading Level + Correct Factor.
- (2) Margin Level = Measurement Value - Limit Value.

Test Mode: TX 2404 MHz \_CH00\_UHD 2M 8DPSK

### Horizontal



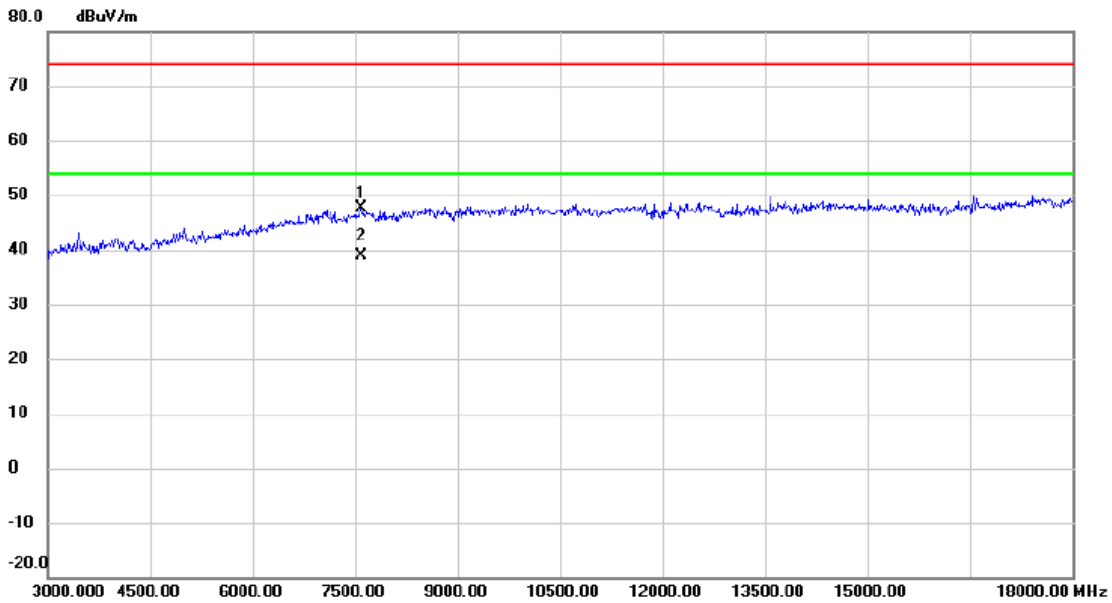
No.	Mk.	Freq. MHz	Reading Level dBuV	Correct Factor dB	Measure- ment dBuV/m	Limit dBuV/m	Margin dB	Detector	Comment
1		2948.000	42.75	9.13	51.88	74.00	-22.12	peak	
2	*	2948.000	34.02	9.13	43.15	54.00	-10.85	AVG	

**REMARKS:**

- (1) Measurement Value = Reading Level + Correct Factor.
- (2) Margin Level = Measurement Value - Limit Value.

Test Mode: TX 2404 MHz \_CH00\_UHD 2M 8DPSK

### Horizontal



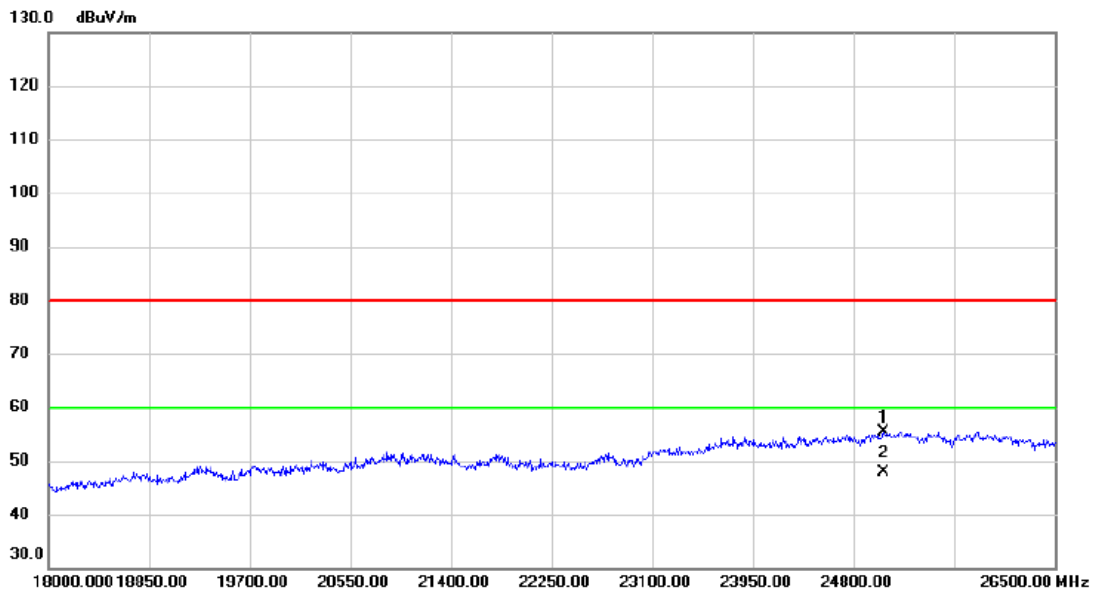
No.	Mk.	Freq. MHz	Reading Level dBuV	Correct Factor dB	Measure- ment dBuV/m	Limit dBuV/m	Margin dB	Detector	Comment
1		7590.000	38.17	9.55	47.72	74.00	-26.28	peak	
2	*	7590.000	29.45	9.55	39.00	54.00	-15.00	AVG	

**REMARKS:**

- (1) Measurement Value = Reading Level + Correct Factor.
- (2) Margin Level = Measurement Value - Limit Value.

Test Mode: TX 2404 MHz \_CH00\_UHD 2M 8DPSK

### Horizontal



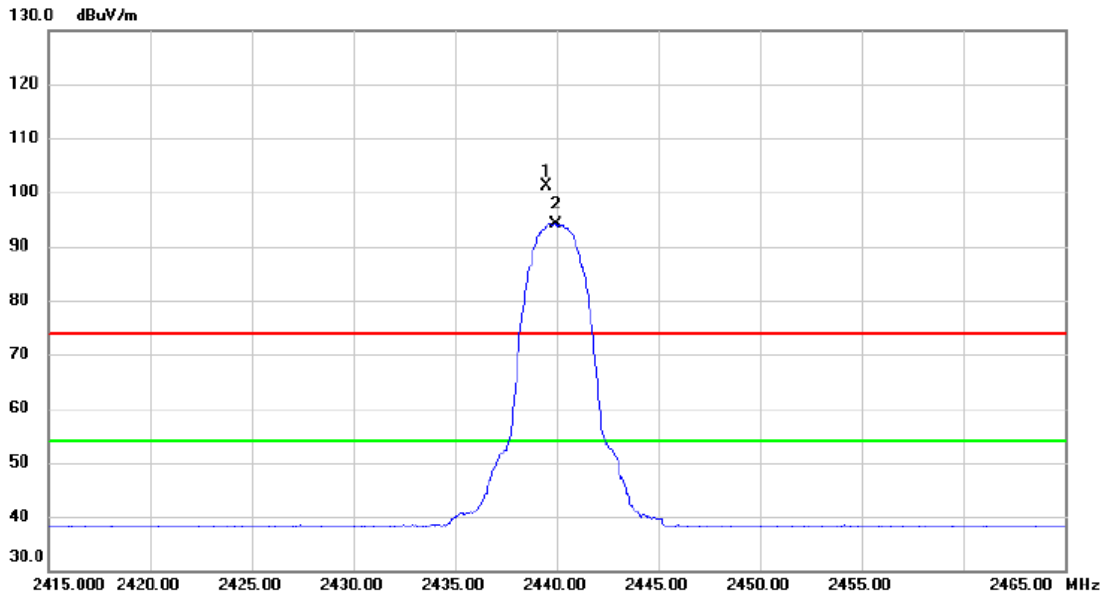
No.	Mk.	Freq. MHz	Reading Level dBuV	Correct Factor dB	Measure- ment dBuV/m	Limit dBuV/m	Margin dB	Detector	Comment
1		25055.000	24.90	30.47	55.37	80.00	-24.63	peak	
2	*	25055.000	17.32	30.47	47.79	60.00	-12.21	AVG	

**REMARKS:**

- (1) Measurement Value = Reading Level + Correct Factor.
- (2) Margin Level = Measurement Value - Limit Value.

Test Mode: TX 2440 MHz \_CH18\_UHD 2M 8DPSK

### Vertical



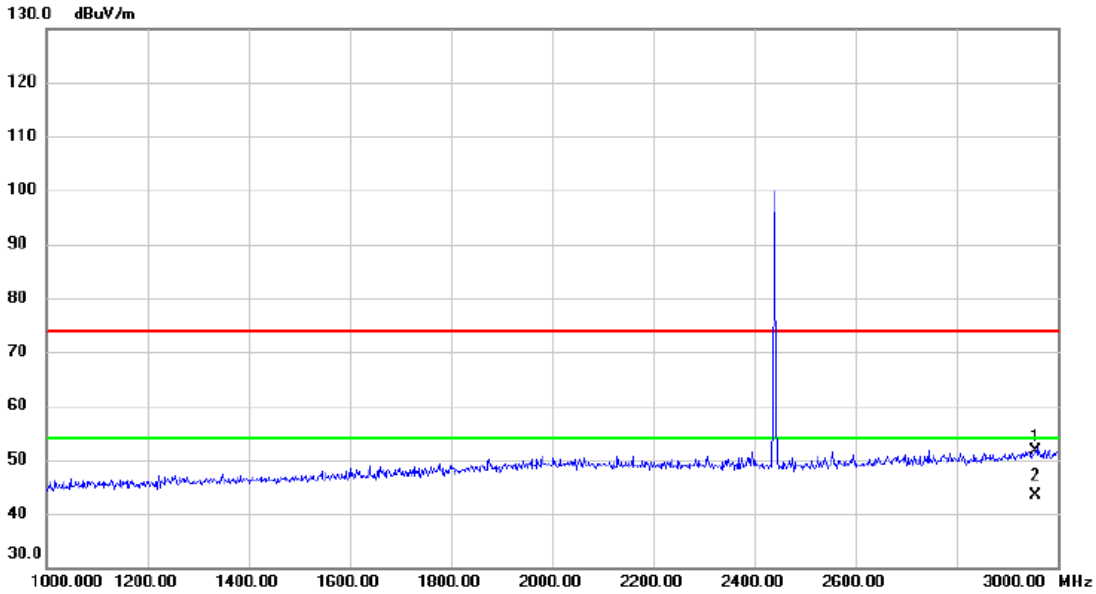
No.	Mk.	Freq. MHz	Reading Level dBuV	Correct Factor dB	Measure- ment dBuV/m	Limit dBuV/m	Margin dB	Detector	Comment
1	X	2439.500	94.16	6.85	101.01	74.00	27.01	peak	No Limit
2	*	2439.950	87.27	6.84	94.11	54.00	40.11	AVG	No Limit

**REMARKS:**

- (1) Measurement Value = Reading Level + Correct Factor.
- (2) Margin Level = Measurement Value - Limit Value.

Test Mode: TX 2440 MHz \_CH18\_UHD 2M 8DPSK

### Vertical



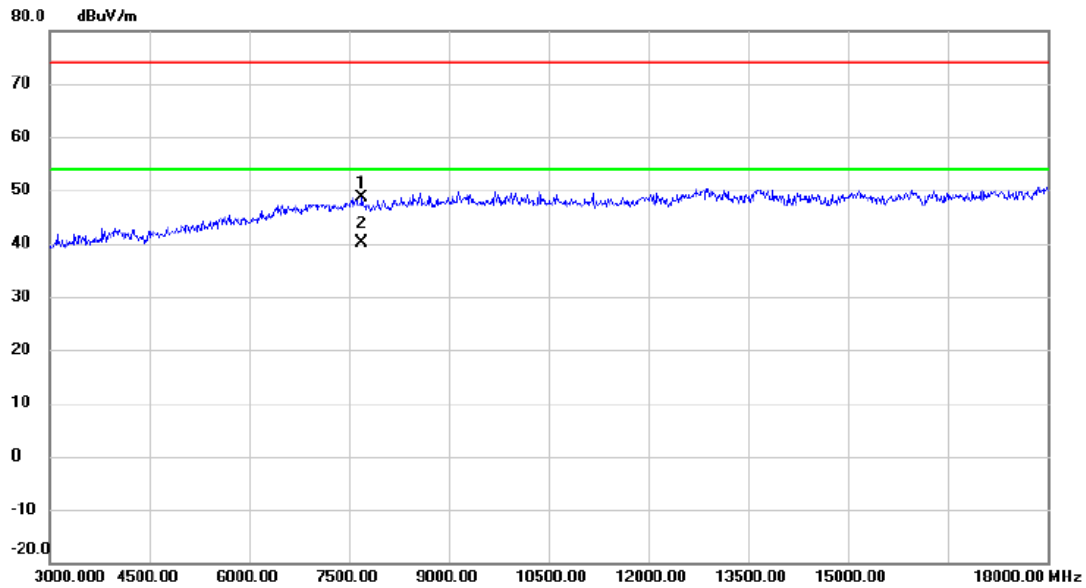
No.	Mk.	Freq. MHz	Reading Level dBuV	Correct Factor dB	Measure- ment dBuV/m	Limit dBuV/m	Margin dB	Detector	Comment
1		2956.000	42.44	9.17	51.61	74.00	-22.39	peak	
2	*	2956.000	34.21	9.17	43.38	54.00	-10.62	AVG	

**REMARKS:**

- (1) Measurement Value = Reading Level + Correct Factor.
- (2) Margin Level = Measurement Value - Limit Value.

Test Mode: TX 2440 MHz \_CH18\_UHD 2M 8DPSK

### Vertical



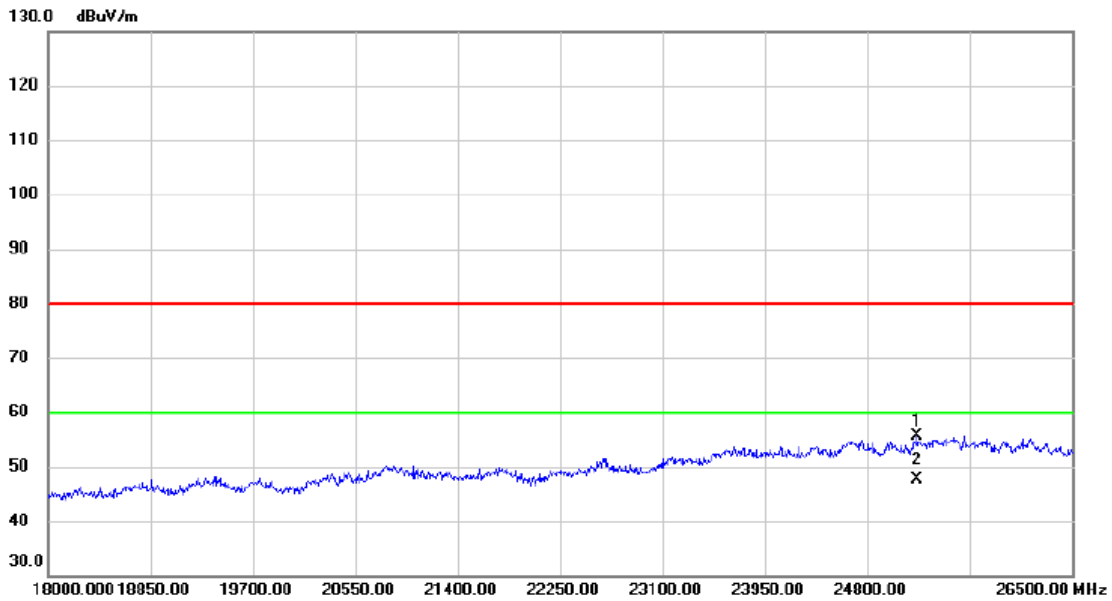
No.	Mk.	Freq.	Reading Level	Correct Factor	Measurement	Limit	Margin	Detector	Comment
		MHz	dBuV	dB	dBuV/m	dBuV/m	dB		
1		7695.000	39.07	9.51	48.58	74.00	-25.42	peak	
2	*	7695.000	30.58	9.51	40.09	54.00	-13.91	AVG	

**REMARKS:**

- (1) Measurement Value = Reading Level + Correct Factor.
- (2) Margin Level = Measurement Value - Limit Value.

Test Mode: TX 2440 MHz \_CH18\_UHD 2M 8DPSK

### Vertical



No.	Mk.	Freq. MHz	Reading Level dBuV	Correct Factor dB	Measure- ment dBuV/m	Limit dBuV/m	Margin dB	Detector	Comment
1		25216.500	25.23	30.33	55.56	80.00	-24.44	peak	
2	*	25216.500	17.28	30.33	47.61	60.00	-12.39	AVG	

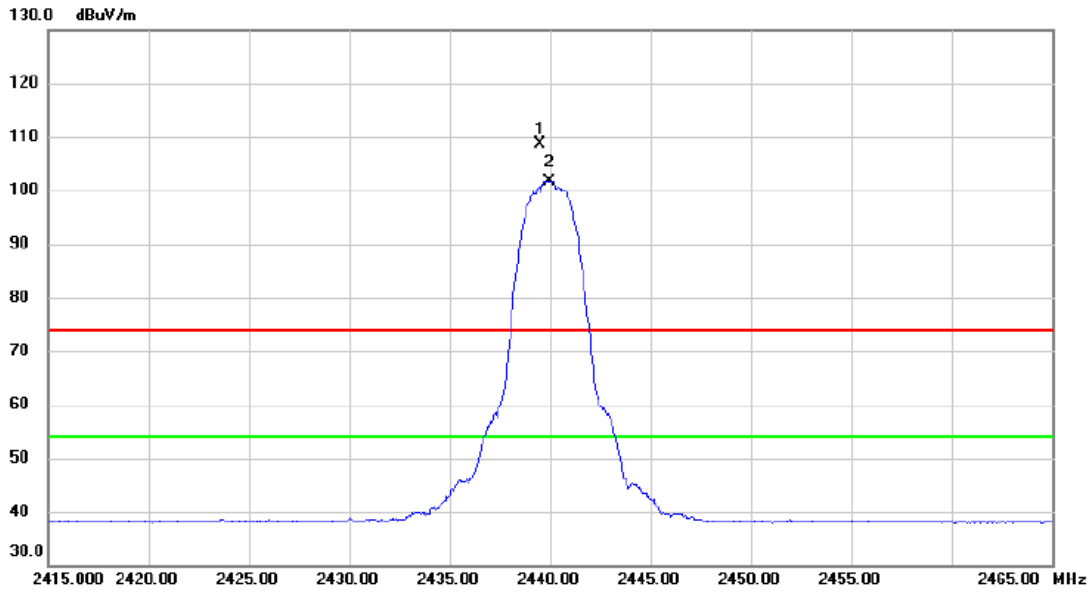
**REMARKS:**

- (1) Measurement Value = Reading Level + Correct Factor.
- (2) Margin Level = Measurement Value - Limit Value.



Test Mode: TX 2440 MHz \_CH18\_UHD 2M 8DPSK

### Horizontal



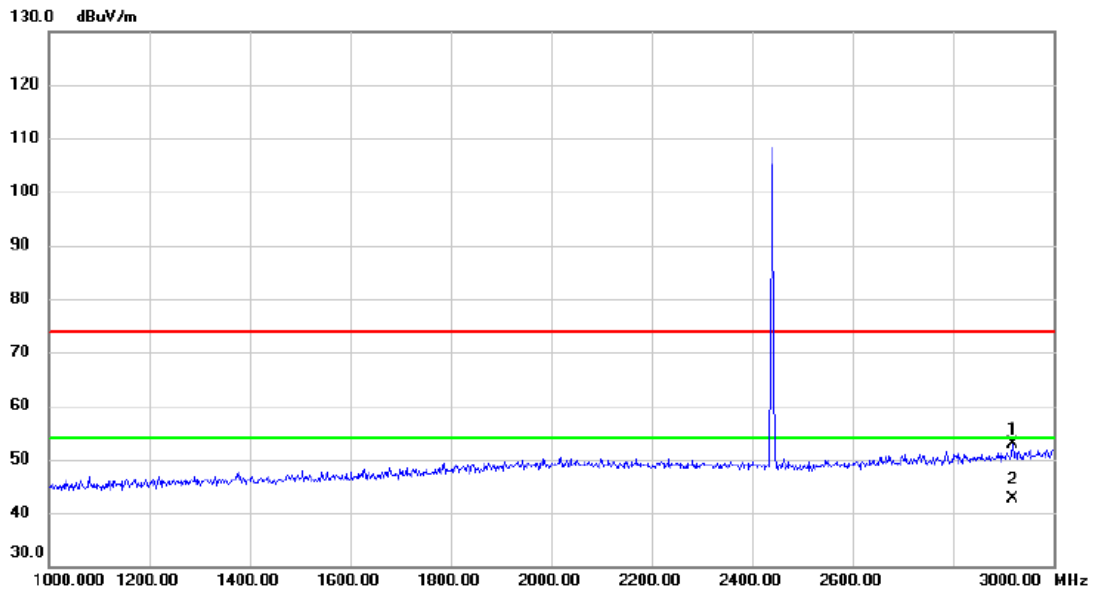
No.	Mk.	Freq.	Reading Level	Correct Factor	Measurement	Limit	Margin	Detector	Comment
		MHz	dBuV	dB	dBuV/m	dBuV/m	dB		
1	X	2439.500	101.79	6.85	108.64	74.00	34.64	peak	No Limit
2	*	2439.950	94.89	6.84	101.73	54.00	47.73	AVG	No Limit

**REMARKS:**

- (1) Measurement Value = Reading Level + Correct Factor.
- (2) Margin Level = Measurement Value - Limit Value.

Test Mode: TX 2440 MHz \_CH18\_UHD 2M 8DPSK

### Horizontal



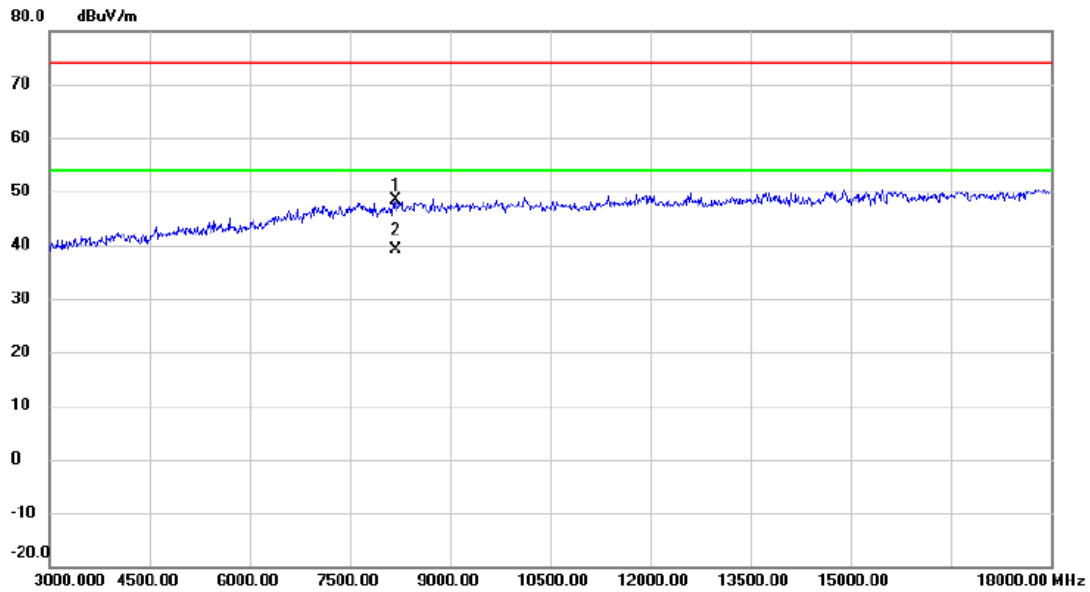
No.	Mk.	Freq.	Reading Level	Correct Factor	Measurement	Limit	Margin	Detector	Comment
		MHz	dBuV	dB	dBuV/m	dBuV/m	dB		
1		2918.000	43.87	8.97	52.84	74.00	-21.16	peak	
2	*	2918.000	33.58	8.97	42.55	54.00	-11.45	AVG	

**REMARKS:**

- (1) Measurement Value = Reading Level + Correct Factor.
- (2) Margin Level = Measurement Value - Limit Value.

Test Mode: TX 2440 MHz \_CH18\_UHD 2M 8DPSK

### Horizontal



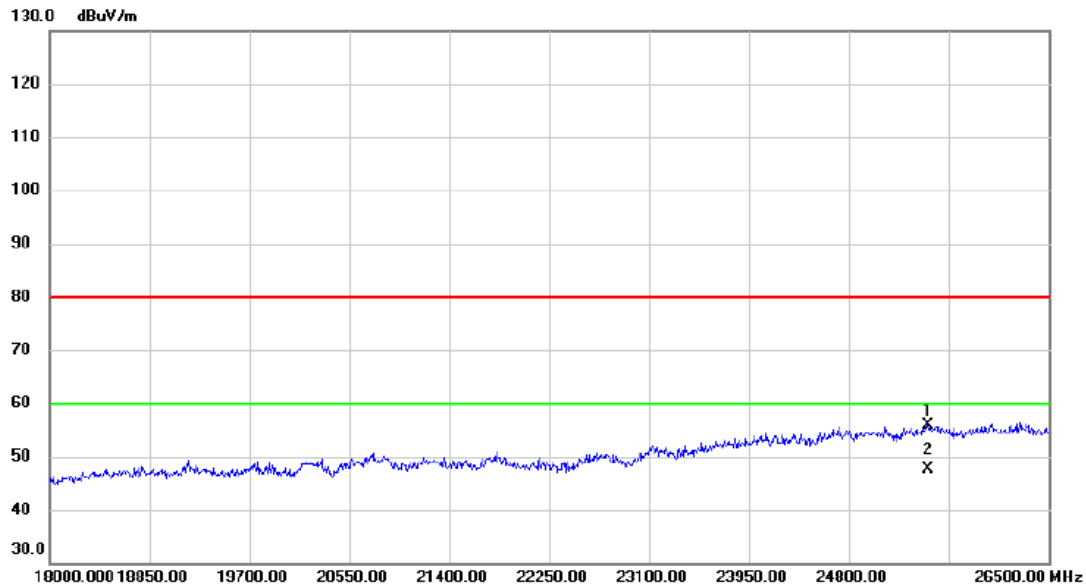
No.	Mk.	Freq. MHz	Reading Level dBuV	Correct Factor dB	Measure- ment dBuV/m	Limit dBuV/m	Margin dB	Detector	Comment
1		8190.000	38.59	9.70	48.29	74.00	-25.71	peak	
2	*	8190.000	29.45	9.70	39.15	54.00	-14.85	AVG	

REMARKS:

- (1) Measurement Value = Reading Level + Correct Factor.
- (2) Margin Level = Measurement Value - Limit Value.

Test Mode: TX 2440 MHz \_CH18\_UHD 2M 8DPSK

### Horizontal



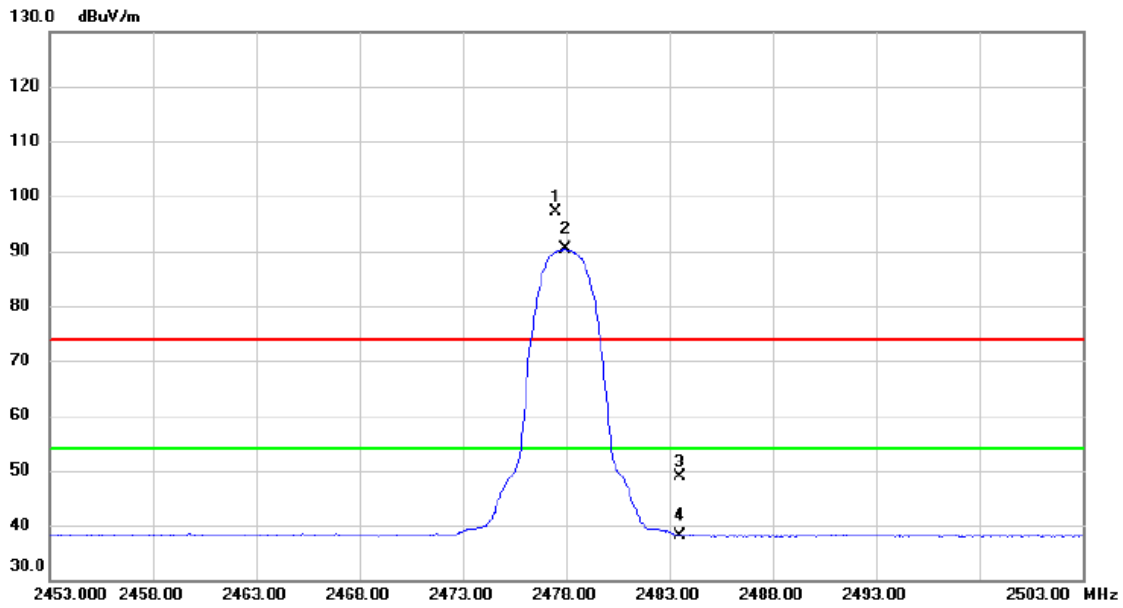
No.	Mk.	Freq. MHz	Reading Level dBuV	Correct Factor dB	Measure- ment dBuV/m	Limit dBuV/m	Margin dB	Detector	Comment
1		25471.500	25.87	30.09	55.96	80.00	-24.04	peak	
2	*	25471.500	17.49	30.09	47.58	60.00	-12.42	AVG	

**REMARKS:**

- (1) Measurement Value = Reading Level + Correct Factor.
- (2) Margin Level = Measurement Value - Limit Value.

Test Mode: TX 2478 MHz \_CH37\_UHD 2M 8DPSK

### Vertical



No.	Mk.	Freq. MHz	Reading Level dBuV	Correct Factor dB	Measure- ment dBuV/m	Limit dBuV/m	Margin dB	Detector	Comment
1	X	2477.500	90.34	6.79	97.13	74.00	23.13	peak	No Limit
2	*	2477.950	83.53	6.80	90.33	54.00	36.33	AVG	No Limit
3		2483.500	42.06	6.80	48.86	74.00	-25.14	peak	
4		2483.500	31.42	6.80	38.22	54.00	-15.78	AVG	

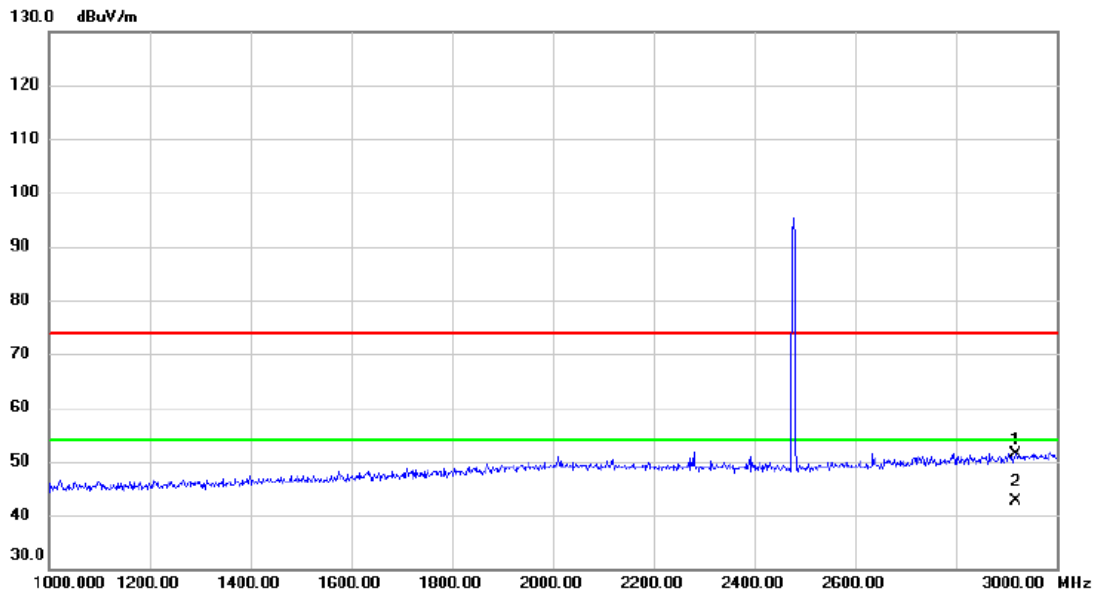
**REMARKS:**

(1) Measurement Value = Reading Level + Correct Factor.

(2) Margin Level = Measurement Value - Limit Value.

Test Mode: TX 2478 MHz \_CH37\_UHD 2M 8DPSK

### Vertical



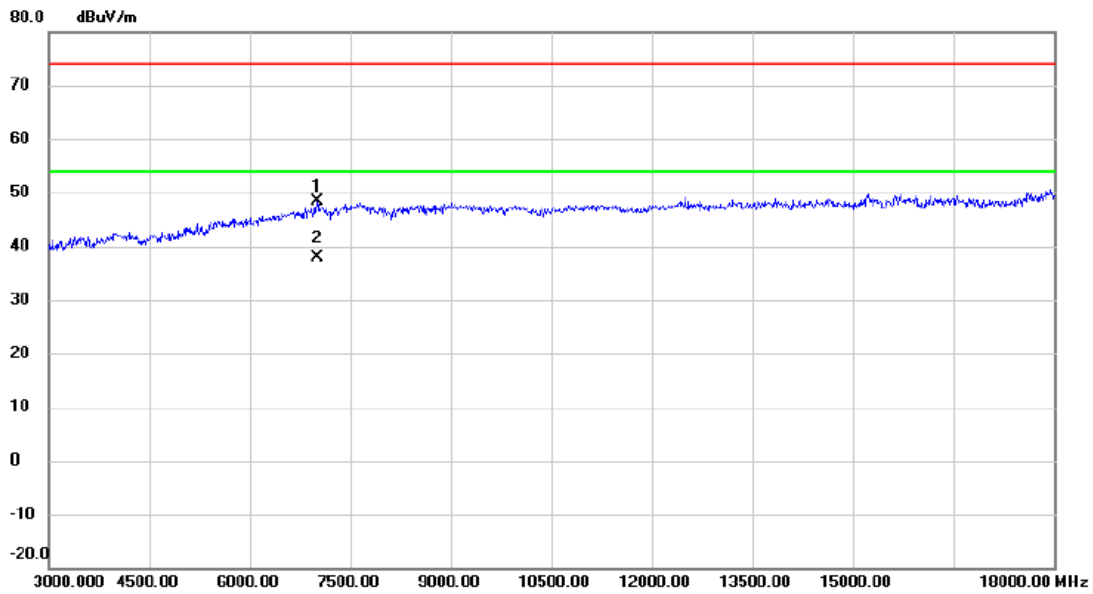
No.	Mk.	Freq.	Reading Level	Correct Factor	Measurement	Limit	Margin	Detector	Comment
		MHz	dBuV	dB	dBuV/m	dBuV/m	dB		
1		2918.000	42.39	8.97	51.36	74.00	-22.64	peak	
2	*	2918.000	33.68	8.97	42.65	54.00	-11.35	AVG	

**REMARKS:**

- (1) Measurement Value = Reading Level + Correct Factor.
- (2) Margin Level = Measurement Value - Limit Value.

Test Mode: TX 2478 MHz \_CH37\_UHD 2M 8DPSK

### Vertical



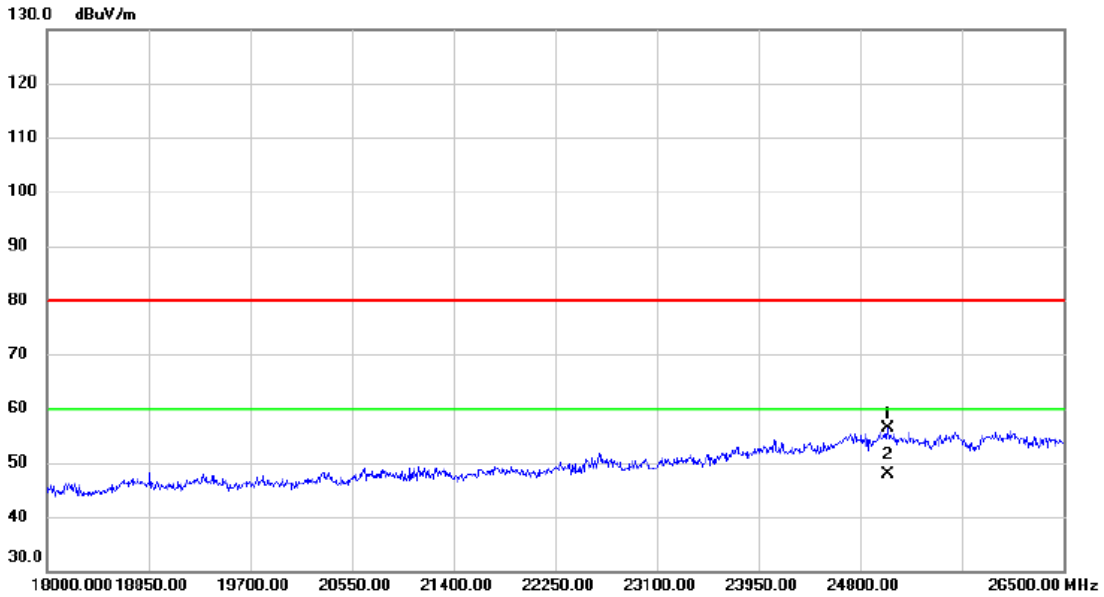
No.	Mk.	Freq. MHz	Reading Level dBuV	Correct Factor dB	Measure- ment dBuV/m	Limit dBuV/m	Margin dB	Detector	Comment
1		7005.000	39.52	8.87	48.39	74.00	-25.61	peak	
2	*	7005.000	28.98	8.87	37.85	54.00	-16.15	AVG	

**REMARKS:**

- (1) Measurement Value = Reading Level + Correct Factor.
- (2) Margin Level = Measurement Value - Limit Value.

Test Mode: TX 2478 MHz \_CH37\_UHD 2M 8DPSK

### Vertical



No.	Mk.	Freq. MHz	Reading Level dBuV	Correct Factor dB	Measure- ment dBuV/m	Limit dBuV/m	Margin dB	Detector	Comment
1		25029.500	25.87	30.50	56.37	80.00	-23.63	peak	
2	*	25029.500	17.41	30.50	47.91	60.00	-12.09	AVG	

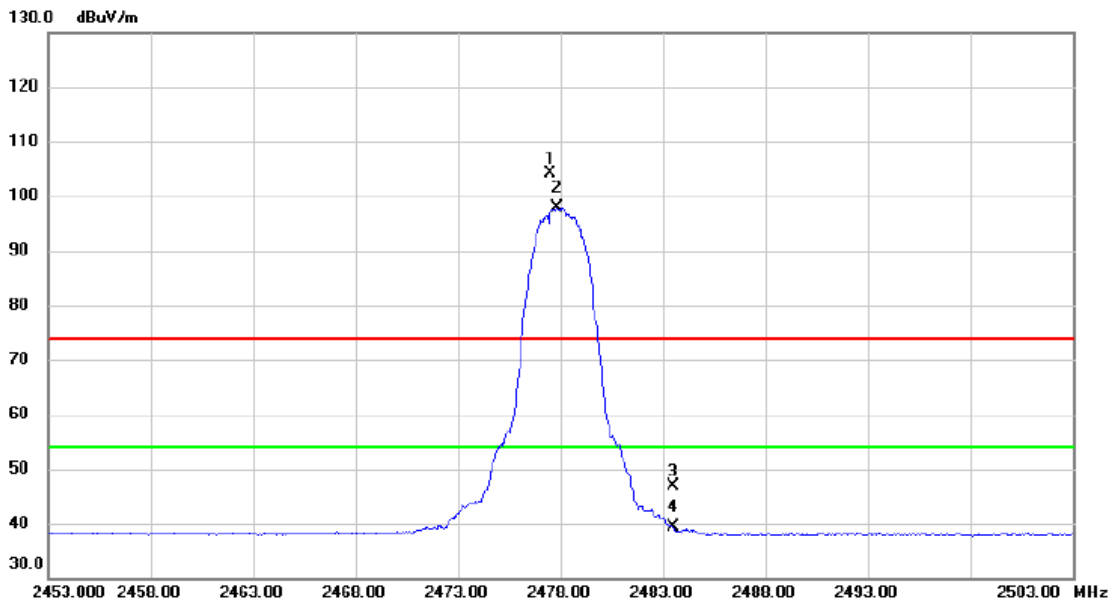
**REMARKS:**

- (1) Measurement Value = Reading Level + Correct Factor.
- (2) Margin Level = Measurement Value - Limit Value.



Test Mode: TX 2478 MHz \_CH37\_UHD 2M 8DPSK

### Horizontal



No.	Mk.	Freq. MHz	Reading Level dBuV	Correct Factor dB	Measure- ment dBuV/m	Limit dBuV/m	Margin dB	Detector	Comment
1	X	2477.500	97.36	6.79	104.15	74.00	30.15	peak	No Limit
2	*	2477.850	91.08	6.80	97.88	54.00	43.88	AVG	No Limit
3		2483.500	40.00	6.80	46.80	74.00	-27.20	peak	
4		2483.500	32.50	6.80	39.30	54.00	-14.70	AVG	

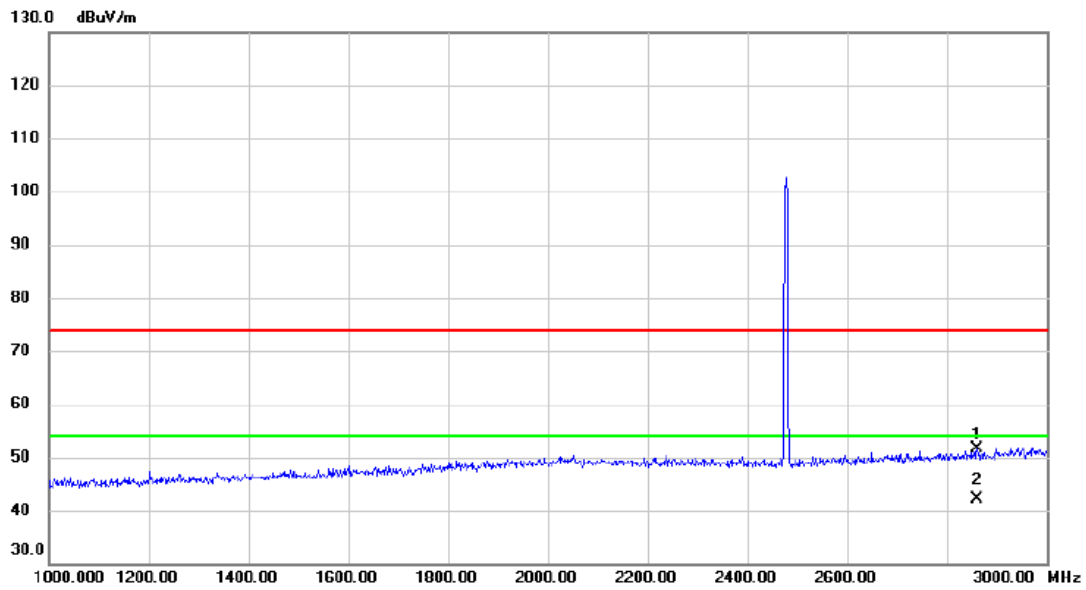
**REMARKS:**

(1) Measurement Value = Reading Level + Correct Factor.

(2) Margin Level = Measurement Value - Limit Value.

Test Mode: TX 2478 MHz \_CH37\_UHD 2M 8DPSK

### Horizontal



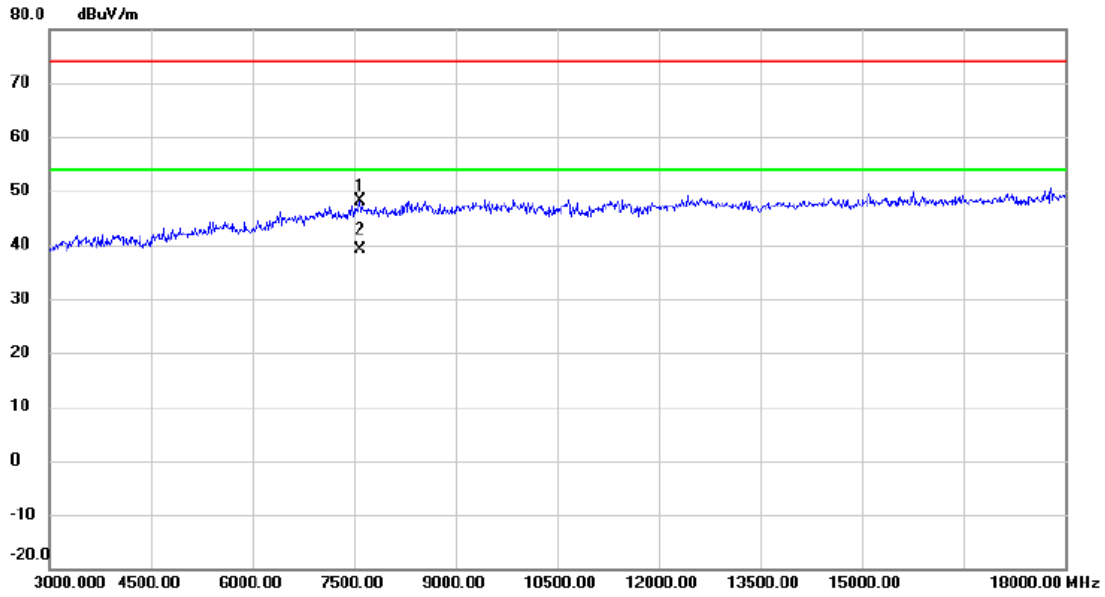
No.	Mk.	Freq. MHz	Reading Level dBuV	Correct Factor dB	Measure- ment dBuV/m	Limit dBuV/m	Margin dB	Detector	Comment
1		2860.000	43.08	8.67	51.75	74.00	-22.25	peak	
2	*	2860.000	33.47	8.67	42.14	54.00	-11.86	AVG	

**REMARKS:**

- (1) Measurement Value = Reading Level + Correct Factor.
- (2) Margin Level = Measurement Value - Limit Value.

Test Mode: TX 2478 MHz \_CH37\_UHD 2M 8DPSK

### Horizontal



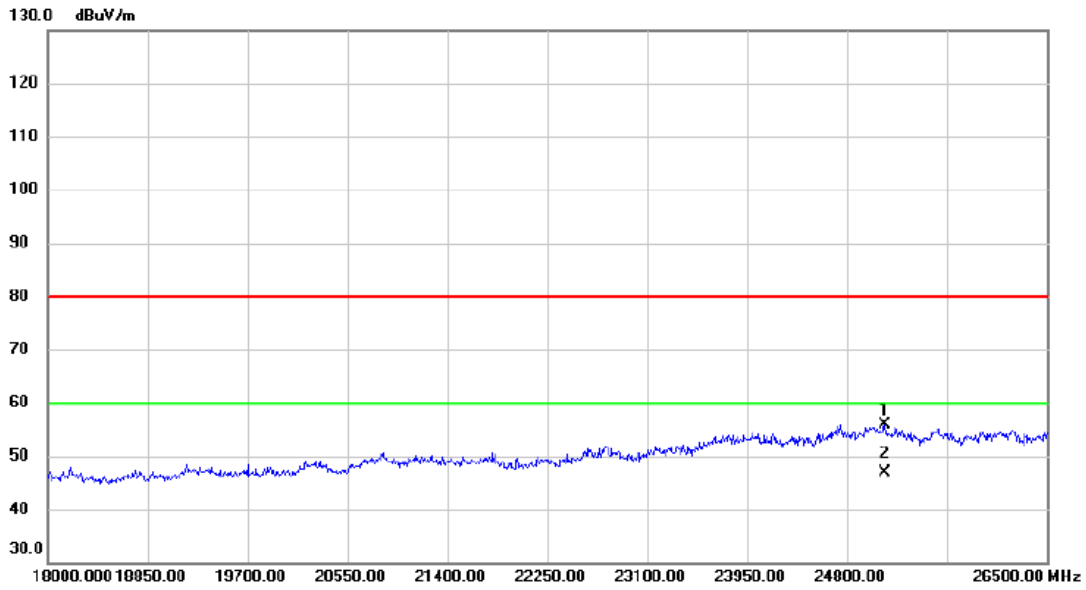
No.	Mk.	Freq. MHz	Reading Level dBuV	Correct Factor dB	Measure- ment dBuV/m	Limit dBuV/m	Margin dB	Detector	Comment
1		7590.000	38.48	9.55	48.03	74.00	-25.97	peak	
2	*	7590.000	29.68	9.55	39.23	54.00	-14.77	AVG	

**REMARKS:**

- (1) Measurement Value = Reading Level + Correct Factor.
- (2) Margin Level = Measurement Value - Limit Value.

Test Mode: TX 2478 MHz \_CH37\_UHD 2M 8DPSK

### Horizontal



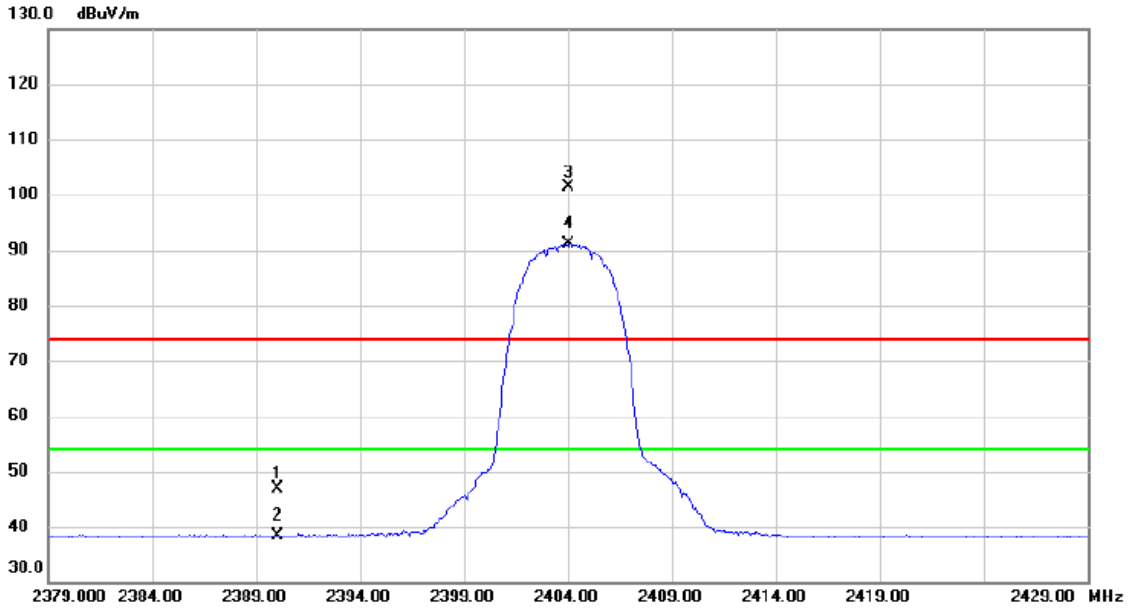
No.	Mk.	Freq. MHz	Reading Level dBuV	Correct Factor dB	Measure- ment dBuV/m	Limit dBuV/m	Margin dB	Detector	Comment
1		25123.000	25.53	30.42	55.95	80.00	-24.05	peak	
2	*	25123.000	16.58	30.42	47.00	60.00	-13.00	AVG	

**REMARKS:**

- (1) Measurement Value = Reading Level + Correct Factor.
- (2) Margin Level = Measurement Value - Limit Value.

Test Mode: TX 2404 MHz \_CH00\_UHD 4M π/4-DQPSK

**Vertical**



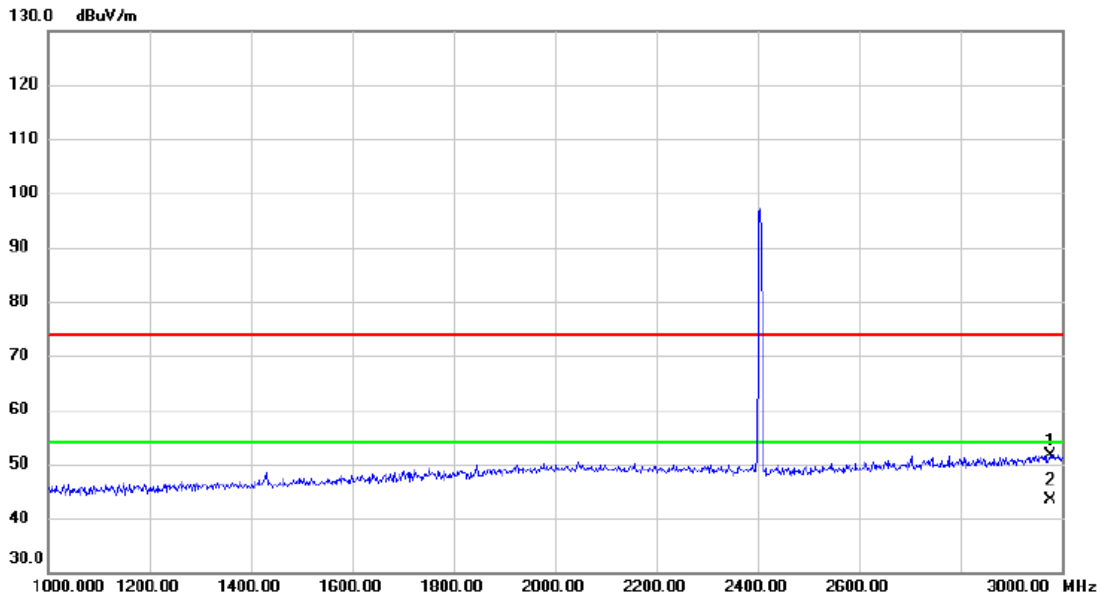
No.	Mk.	Freq. MHz	Reading Level dBuV	Correct Factor dB	Measure- ment dBuV/m	Limit dBuV/m	Margin dB	Detector	Comment
1		2390.000	39.97	6.89	46.86	74.00	-27.14	peak	
2		2390.000	31.56	6.89	38.45	54.00	-15.55	AVG	
3	X	2404.000	94.50	6.88	101.38	74.00	27.38	peak	No Limit
4	*	2404.050	84.17	6.88	91.05	54.00	37.05	AVG	No Limit

**REMARKS:**

- (1) Measurement Value = Reading Level + Correct Factor.
- (2) Margin Level = Measurement Value - Limit Value.

Test Mode: TX 2404 MHz \_CH00\_UHD 4M π/4-DQPSK

**Vertical**



No.	Mk.	Freq. MHz	Reading Level dBuV	Correct Factor dB	Measure- ment dBuV/m	Limit dBuV/m	Margin dB	Detector	Comment
1		2976.000	42.34	9.28	51.62	74.00	-22.38	peak	
2	*	2976.000	34.15	9.28	43.43	54.00	-10.57	AVG	

**REMARKS:**

- (1) Measurement Value = Reading Level + Correct Factor.
- (2) Margin Level = Measurement Value - Limit Value.