



# Appendix for test report

# 1Appendix\_A: Effective (Isotropic) Radiated Power Output Data

## Part I - Test Results

Test Band(LTE )	Test Mode	Test Bandwidth	Test Channel	Test RB	Measured[dBm]	ERP [dBm]	Limit [dBm]	Verdict
Band12	LTE/TM1	1.4	LCH	RB1#0	23.66	16.52	34.7	PASS
				RB1#3	23.7	16.56	34.7	PASS
				RB1#5	23.73	16.59	34.7	PASS
				RB3#0	23.98	16.84	34.7	PASS
				RB3#2	23.64	16.5	34.7	PASS
				RB3#3	23.67	16.53	34.7	PASS
				RB6#0	22.74	15.6	34.7	PASS
			MCH	RB1#0	23.6	16.46	34.7	PASS
				RB1#3	23.67	16.53	34.7	PASS
				RB1#5	23.71	16.57	34.7	PASS
				RB3#0	23.72	16.58	34.7	PASS
				RB3#2	23.62	16.48	34.7	PASS
				RB3#3	23.73	16.59	34.7	PASS
				RB6#0	22.75	15.61	34.7	PASS



Test Band(LTE )	Test Mode	Test Bandwidth	Test Channel	Test RB	Measured[dBm]	ERP [dBm]	Limit [dBm]	Verdict
			HCH	RB1#0	23.68	16.54	34.7	PASS
				RB1#3	23.62	16.48	34.7	PASS
				RB1#5	23.64	16.5	34.7	PASS
				RB3#0	23.66	16.52	34.7	PASS
				RB3#2	23.61	16.47	34.7	PASS
				RB3#3	23.54	16.4	34.7	PASS
				RB6#0	22.83	15.69	34.7	PASS
		3	LCH	RB1#0	23.62	16.48	34.7	PASS
				RB1#7	23.46	16.32	34.7	PASS
				RB1#14	23.67	16.53	34.7	PASS
				RB8#0	22.67	15.53	34.7	PASS
				RB8#4	22.62	15.48	34.7	PASS
				RB8#7	22.81	15.67	34.7	PASS
				RB15#0	22.62	15.48	34.7	PASS
		MCH	RB1#0	23.91	16.77	34.7	PASS	
			RB1#7	23.54	16.4	34.7	PASS	
			RB1#14	23.75	16.61	34.7	PASS	



Test Band(LTE )	Test Mode	Test Bandwidth	Test Channel	Test RB	Measured[dBm]	ERP [dBm]	Limit [dBm]	Verdict	
				RB8#0	22.87	15.73	34.7	PASS	
				RB8#4	22.73	15.59	34.7	PASS	
				RB8#7	22.83	15.69	34.7	PASS	
				RB15#0	22.73	15.59	34.7	PASS	
			HCH	RB1#0	23.49	16.35	34.7	PASS	
				RB1#7	23.67	16.53	34.7	PASS	
				RB1#14	23.56	16.42	34.7	PASS	
				RB8#0	22.82	15.68	34.7	PASS	
				RB8#4	22.73	15.59	34.7	PASS	
				RB8#7	22.67	15.53	34.7	PASS	
				RB15#0	22.7	15.56	34.7	PASS	
				5	LCH	RB1#0	23.57	16.43	34.7
			RB1#13			23.6	16.46	34.7	PASS
			RB1#24			23.64	16.5	34.7	PASS
		RB12#0	22.64			15.5	34.7	PASS	
		RB12#6	22.66			15.52	34.7	PASS	
		RB12#1	22.84			15.7	34.7	PASS	

Test Band(LTE )	Test Mode	Test Bandwidth	Test Channel	Test RB	Measured[dBm]	ERP [dBm]	Limit [dBm]	Verdict
				3				
				RB25#0	22.82	15.68	34.7	PASS
			MCH	RB1#0	23.6	16.46	34.7	PASS
				RB1#13	23.78	16.64	34.7	PASS
				RB1#24	23.74	16.6	34.7	PASS
				RB12#0	22.9	15.76	34.7	PASS
				RB12#6	22.81	15.67	34.7	PASS
				RB12#13	22.69	15.55	34.7	PASS
				RB25#0	22.78	15.64	34.7	PASS
				HCH	RB1#0	23.68	16.54	34.7
			RB1#13		23.83	16.69	34.7	PASS
			RB1#24		23.7	16.56	34.7	PASS
			RB12#0		22.84	15.7	34.7	PASS
			RB12#6		22.86	15.72	34.7	PASS
			RB12#13		22.84	15.7	34.7	PASS
			RB25#0		22.75	15.61	34.7	PASS



Test Band(LTE )	Test Mode	Test Bandwidth	Test Channel	Test RB	Measured[dBm]	ERP [dBm]	Limit [dBm]	Verdict
		10	LCH	RB1#0	23.69	16.55	34.7	PASS
				RB1#25	23.71	16.57	34.7	PASS
				RB1#49	23.62	16.48	34.7	PASS
				RB25#0	22.86	15.72	34.7	PASS
				RB25#13	22.86	15.72	34.7	PASS
				RB25#25	22.88	15.74	34.7	PASS
				RB50#0	22.82	15.68	34.7	PASS
			MCH	RB1#0	23.59	16.45	34.7	PASS
				RB1#25	23.55	16.41	34.7	PASS
				RB1#49	23.64	16.5	34.7	PASS
				RB25#0	22.83	15.69	34.7	PASS
				RB25#13	22.74	15.6	34.7	PASS
				RB25#25	22.65	15.51	34.7	PASS
HCH	RB50#0	22.78	15.64	34.7	PASS			
HCH	RB1#0	23.52	16.38	34.7	PASS			



Test Band(LTE )	Test Mode	Test Bandwidth	Test Channel	Test RB	Measured[dBm]	ERP [dBm]	Limit [dBm]	Verdict	
				RB1#25	23.66	16.52	34.7	PASS	
				RB1#49	23.63	16.49	34.7	PASS	
				RB25#0	22.67	15.53	34.7	PASS	
				RB25#13	22.72	15.58	34.7	PASS	
				RB25#25	22.58	15.44	34.7	PASS	
				RB50#0	22.58	15.44	34.7	PASS	
	LTE/TM2	1.4		LCH	RB1#0	22.82	15.68	34.7	PASS
					RB1#3	22.83	15.69	34.7	PASS
					RB1#5	23.01	15.87	34.7	PASS
					RB3#0	22.74	15.6	34.7	PASS
					RB3#2	22.77	15.63	34.7	PASS
					RB3#3	22.8	15.66	34.7	PASS
					RB6#0	21.9	14.76	34.7	PASS
				MCH	RB1#0	22.98	15.84	34.7	PASS
					RB1#3	22.97	15.83	34.7	PASS
RB1#5	22.85	15.71	34.7		PASS				



Test Band(LTE )	Test Mode	Test Bandwidth	Test Channel	Test RB	Measured[dBm]	ERP [dBm]	Limit [dBm]	Verdict
				RB3#0	22.92	15.78	34.7	PASS
				RB3#2	22.76	15.62	34.7	PASS
				RB3#3	22.83	15.69	34.7	PASS
				RB6#0	21.83	14.69	34.7	PASS
			HCH	RB1#0	23	15.86	34.7	PASS
			HCH	RB1#3	23.08	15.94	34.7	PASS
			HCH	RB1#5	23.07	15.93	34.7	PASS
			HCH	RB3#0	22.77	15.63	34.7	PASS
			HCH	RB3#2	22.71	15.57	34.7	PASS
			HCH	RB3#3	22.87	15.73	34.7	PASS
			HCH	RB6#0	21.6	14.46	34.7	PASS
		3	LCH	RB1#0	22.99	15.85	34.7	PASS
		3	LCH	RB1#7	22.96	15.82	34.7	PASS
		3	LCH	RB1#14	23.04	15.9	34.7	PASS
		3	LCH	RB8#0	21.7	14.56	34.7	PASS
		3	LCH	RB8#4	21.7	14.56	34.7	PASS
		3	LCH	RB8#7	21.9	14.76	34.7	PASS





Test Band(LTE )	Test Mode	Test Bandwidth	Test Channel	Test RB	Measured[dBm]	ERP [dBm]	Limit [dBm]	Verdict
				RB15#0	21.62	14.48	34.7	PASS
			MCH	RB1#0	22.83	15.69	34.7	PASS
				RB1#7	22.93	15.79	34.7	PASS
				RB1#14	22.81	15.67	34.7	PASS
				RB8#0	21.91	14.77	34.7	PASS
				RB8#4	21.8	14.66	34.7	PASS
				RB8#7	21.67	14.53	34.7	PASS
				RB15#0	21.77	14.63	34.7	PASS
				HCH	RB1#0	22.92	15.78	34.7
			RB1#7		22.74	15.6	34.7	PASS
			RB1#14		22.85	15.71	34.7	PASS
			RB8#0		21.85	14.71	34.7	PASS
			RB8#4		21.8	14.66	34.7	PASS
			RB8#7		21.73	14.59	34.7	PASS
			RB15#0		21.73	14.59	34.7	PASS
		5	LCH	RB1#0	22.87	15.73	34.7	PASS
				RB1#13	22.87	15.73	34.7	PASS



Test Band(LTE )	Test Mode	Test Bandwidth	Test Channel	Test RB	Measured[dBm]	ERP [dBm]	Limit [dBm]	Verdict
				RB1#24	22.82	15.68	34.7	PASS
				RB12#0	21.65	14.51	34.7	PASS
				RB12#6	21.73	14.59	34.7	PASS
				RB12#13	21.84	14.7	34.7	PASS
				RB25#0	21.81	14.67	34.7	PASS
			MCH	RB1#0	23.02	15.88	34.7	PASS
				RB1#13	23.27	16.13	34.7	PASS
				RB1#24	23.24	16.1	34.7	PASS
				RB12#0	21.99	14.85	34.7	PASS
				RB12#6	21.84	14.7	34.7	PASS
				RB12#13	21.68	14.54	34.7	PASS
				RB25#0	21.72	14.58	34.7	PASS
			HCH	RB1#0	22.85	15.71	34.7	PASS
				RB1#13	22.97	15.83	34.7	PASS
				RB1#24	22.8	15.66	34.7	PASS
				RB12#0	21.84	14.7	34.7	PASS

Test Band(LTE )	Test Mode	Test Bandwidth	Test Channel	Test RB	Measured[dBm]	ERP [dBm]	Limit [dBm]	Verdict
		10		RB12#6	21.84	14.7	34.7	PASS
				RB12#13	21.96	14.82	34.7	PASS
				RB25#0	21.75	14.61	34.7	PASS
			LCH	RB1#0	22.93	15.79	34.7	PASS
				RB1#25	22.86	15.72	34.7	PASS
				RB1#49	22.94	15.8	34.7	PASS
				RB25#0	21.76	14.62	34.7	PASS
				RB25#13	21.78	14.64	34.7	PASS
				RB25#25	21.79	14.65	34.7	PASS
		RB50#0	21.76	14.62	34.7	PASS		
		MCH	RB1#0	23.01	15.87	34.7	PASS	
			RB1#25	22.88	15.74	34.7	PASS	
			RB1#49	22.93	15.79	34.7	PASS	
			RB25#0	21.78	14.64	34.7	PASS	
			RB25#13	21.71	14.57	34.7	PASS	

Test Band(LTE )	Test Mode	Test Bandwidth	Test Channel	Test RB	Measured[dBm]	ERP [dBm]	Limit [dBm]	Verdict
				RB25#25	21.64	14.5	34.7	PASS
				RB50#0	21.75	14.61	34.7	PASS
			HCH	RB1#0	23.04	15.9	34.7	PASS
				RB1#25	22.82	15.68	34.7	PASS
				RB1#49	22.8	15.66	34.7	PASS
				RB25#0	21.67	14.53	34.7	PASS
				RB25#13	21.71	14.57	34.7	PASS
				RB25#25	21.58	14.44	34.7	PASS
				RB50#0	21.53	14.39	34.7	PASS

Note1:

a, For getting the ERP (Efficient Radiated Power) or EIRP (Efficient Isotropic Radiated Power) in substitution method, the following formula should be taken to calculate it,

$$\text{ERP [dBm]} = \text{SGP [dBm]} - \text{Cable Loss [dB]} + \text{Gain [dBd]}$$

$$\text{EIRP [dBm]} = \text{SGP [dBm]} - \text{Cable Loss [dB]} + \text{Gain [dBi]}$$

b, SGP = Signal Generator Level

Note2:

$$\text{SET Span} = 1.5 * \text{OBW}$$

$$\text{SET RBW} = 1\% \text{ of the OBW, not to exceed 1MHz}$$



SET VBW  $\geq 3 * RBW$

SET Sweep time = auto - couple.

Detector: RMS

## 2Appendix\_B: Peak-to-Average Ratio

### Part I - Test Results

Test Band(For LTE)	Test Mode	Test Bandwidth (MHz)	Test Channel	Test RB	Measured[dB]	Limit [dB]	Verdict
Band12	LTE/TM1	1.4	LCH	RB1#0	5.84	13	PASS
				RB1#3	5.44	13	PASS
				RB1#5	5.43	13	PASS
				RB3#0	5.47	13	PASS
				RB3#2	5.53	13	PASS
				RB3#3	5.63	13	PASS
				RB6#0	6.19	13	PASS
			MCH	RB1#0	5.34	13	PASS
				RB1#3	5.07	13	PASS
				RB1#5	5.07	13	PASS
				RB3#0	5.73	13	PASS
				RB3#2	5.68	13	PASS
				RB3#3	5.64	13	PASS
				RB6#0	6.07	13	PASS
		HCH	RB1#0	5.63	13	PASS	
			RB1#3	5.64	13	PASS	
			RB1#5	5.52	13	PASS	
			RB3#0	5.81	13	PASS	
			RB3#2	5.41	13	PASS	
			RB3#3	5.53	13	PASS	
			RB6#0	5.73	13	PASS	
		3	LCH	RB1#0	5.18	13	PASS
				RB1#7	5.44	13	PASS
				RB1#14	5.15	13	PASS
				RB8#0	5.94	13	PASS
				RB8#4	5.94	13	PASS
				RB8#7	5.82	13	PASS
				RB15#0	5.97	13	PASS
MCH	RB1#0		5.46	13	PASS		
	RB1#7		5.31	13	PASS		
	RB1#14		5.25	13	PASS		
	RB8#0		5.76	13	PASS		
	RB8#4		5.67	13	PASS		
	RB8#7		5.69	13	PASS		
	RB15#0		5.98	13	PASS		

Test Band(For LTE)	Test Mode	Test Bandwidth (MHz)	Test Channel	Test RB	Measured[dB]	Limit [dB]	Verdict
		5	HCH	RB1#0	5.78	13	PASS
				RB1#7	5.29	13	PASS
				RB1#14	5.37	13	PASS
				RB8#0	5.61	13	PASS
				RB8#4	5.63	13	PASS
				RB8#7	5.61	13	PASS
			RB15#0	5.66	13	PASS	
			LCH	RB1#0	5.32	13	PASS
				RB1#13	5.45	13	PASS
				RB1#24	5.47	13	PASS
				RB12#0	5.83	13	PASS
				RB12#6	5.93	13	PASS
		RB12#13		5.91	13	PASS	
		RB25#0	6.13	13	PASS		
		MCH	RB1#0	5.62	13	PASS	
			RB1#13	5.34	13	PASS	
			RB1#24	5.38	13	PASS	
			RB12#0	5.88	13	PASS	
			RB12#6	5.71	13	PASS	
			RB12#13	5.72	13	PASS	
		RB25#0	5.96	13	PASS		
		HCH	RB1#0	4.99	13	PASS	
			RB1#13	4.96	13	PASS	
			RB1#24	5.06	13	PASS	
			RB12#0	5.76	13	PASS	
			RB12#6	5.52	13	PASS	
			RB12#13	5.60	13	PASS	
		RB25#0	5.91	13	PASS		
		10	LCH	RB1#0	5.19	13	PASS
				RB1#25	5.33	13	PASS
RB1#49	5.28			13	PASS		
RB25#0	6.03			13	PASS		
RB25#13	5.81			13	PASS		
RB25#25	5.85			13	PASS		
RB50#0	5.94		13	PASS			
MCH	RB1#0		5.29	13	PASS		
	RB1#25		5.48	13	PASS		
	RB1#49		5.36	13	PASS		
	RB25#0		5.75	13	PASS		



Test Band(For LTE)	Test Mode	Test Bandwidth (MHz)	Test Channel	Test RB	Measured[dB]	Limit [dB]	Verdict
				RB25#13	5.92	13	PASS
				RB25#25	5.94	13	PASS
				RB50#0	6.01	13	PASS
			HCH	RB1#0	5.31	13	PASS
				RB1#25	5.09	13	PASS
				RB1#49	5.13	13	PASS
				RB25#0	5.96	13	PASS
				RB25#13	5.80	13	PASS
				RB25#25	5.74	13	PASS
				RB50#0	6.04	13	PASS
			LCH	RB1#0	6.13	13	PASS
				RB1#3	6.14	13	PASS
	RB1#5	5.80		13	PASS		
	RB3#0	6.40		13	PASS		
	RB3#2	6.39		13	PASS		
	RB3#3	6.49		13	PASS		
	RB6#0	6.63		13	PASS		
	MCH	RB1#0	5.59	13	PASS		
		RB1#3	5.43	13	PASS		
		RB1#5	5.54	13	PASS		
		RB3#0	6.48	13	PASS		
		RB3#2	6.39	13	PASS		
		RB3#3	6.30	13	PASS		
		RB6#0	6.87	13	PASS		
	HCH	RB1#0	5.64	13	PASS		
		RB1#3	5.81	13	PASS		
		RB1#5	5.81	13	PASS		
		RB3#0	6.69	13	PASS		
		RB3#2	6.66	13	PASS		
		RB3#3	6.37	13	PASS		
		RB6#0	6.53	13	PASS		
	3	LCH	RB1#0	6.15	13	PASS	
			RB1#7	5.52	13	PASS	
RB1#14			5.44	13	PASS		
RB8#0			6.84	13	PASS		
RB8#4			6.73	13	PASS		
RB8#7			6.72	13	PASS		
RB15#0			6.88	13	PASS		
MCH		RB1#0	6.29	13	PASS		





Test Band(For LTE)	Test Mode	Test Bandwidth (MHz)	Test Channel	Test RB	Measured[dB]	Limit [dB]	Verdict	
				RB1#7	6.03	13	PASS	
				RB1#14	6.02	13	PASS	
				RB8#0	6.70	13	PASS	
				RB8#4	6.55	13	PASS	
				RB8#7	6.41	13	PASS	
				RB15#0	6.69	13	PASS	
			HCH	RB1#0	5.73	13	PASS	
				RB1#7	5.91	13	PASS	
				RB1#14	6.09	13	PASS	
				RB8#0	6.75	13	PASS	
				RB8#4	6.70	13	PASS	
				RB8#7	6.66	13	PASS	
			5	LCH	RB1#0	5.86	13	PASS
					RB1#13	5.98	13	PASS
		RB1#24			5.96	13	PASS	
		RB12#0			6.51	13	PASS	
		RB12#6			6.39	13	PASS	
		RB12#13			6.44	13	PASS	
		MCH		RB25#0	6.91	13	PASS	
				RB1#0	6.41	13	PASS	
				RB1#13	6.23	13	PASS	
				RB1#24	6.31	13	PASS	
				RB12#0	6.79	13	PASS	
				RB12#6	6.32	13	PASS	
		HCH		RB12#13	6.66	13	PASS	
				RB25#0	6.70	13	PASS	
			RB1#0	5.87	13	PASS		
			RB1#13	5.81	13	PASS		
			RB1#24	5.98	13	PASS		
			RB12#0	6.61	13	PASS		
		10	LCH	RB12#6	6.49	13	PASS	
				RB12#13	6.42	13	PASS	
RB25#0	6.44			13	PASS			
RB1#0	5.44			13	PASS			
RB1#25	5.65			13	PASS			
				RB1#49	5.60	13	PASS	
				RB25#0	6.66	13	PASS	
				RB25#13	6.43	13	PASS	

Test Band(For LTE)	Test Mode	Test Bandwidth (MHz)	Test Channel	Test RB	Measured[dB]	Limit [dB]	Verdict
				RB25#25	6.52	13	PASS
				RB50#0	6.64	13	PASS
			MCH	RB1#0	5.82	13	PASS
				RB1#25	5.78	13	PASS
				RB1#49	5.69	13	PASS
				RB25#0	6.50	13	PASS
				RB25#13	6.40	13	PASS
				RB25#25	6.44	13	PASS
				RB50#0	6.63	13	PASS
			HCH	RB1#0	6.10	13	PASS
				RB1#25	6.22	13	PASS
				RB1#49	6.22	13	PASS
				RB25#0	6.52	13	PASS
				RB25#13	6.34	13	PASS
				RB25#25	6.38	13	PASS
						RB50#0	6.57

## 3Appendix\_C: Modulation Characteristics

### Part I - Test Plots

#### 3.1 For LTE

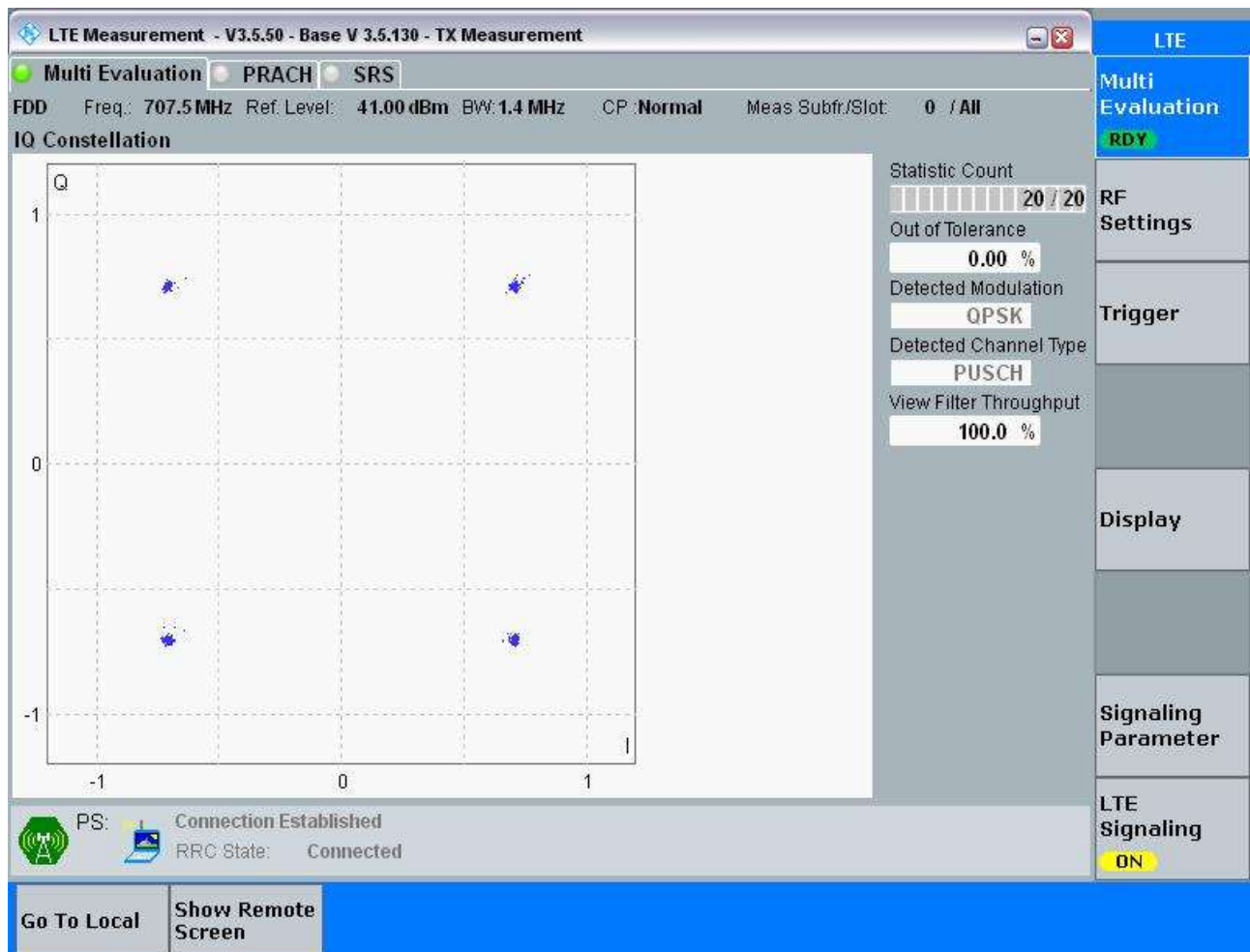
##### 3.1.1 Test Band = Band12

##### 3.1.1.1 Test Mode = LTE/TM1

##### 3.1.1.1.1 Test Bandwidth = 1.4

##### 3.1.1.1.1.1 Test Channel = MCH

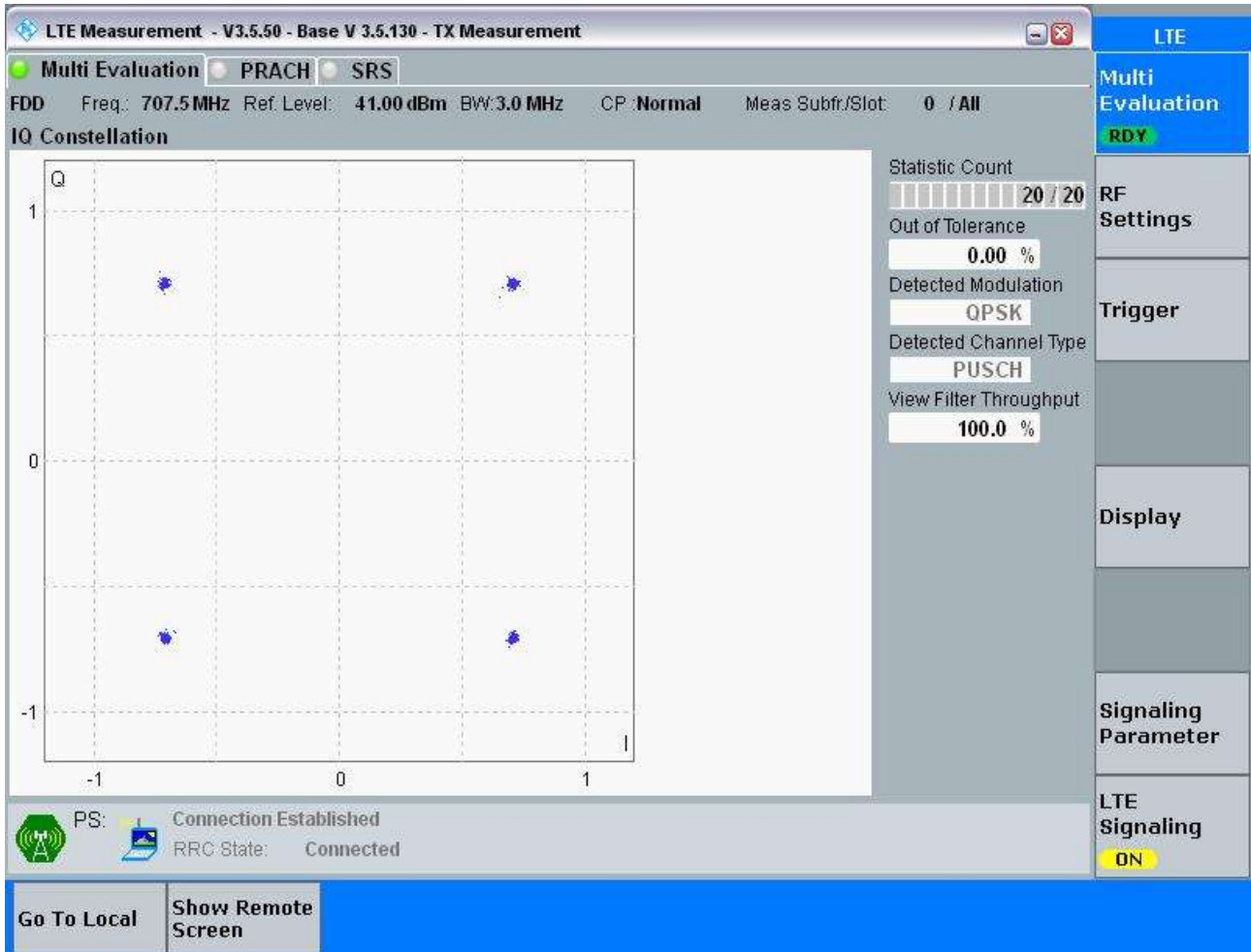
##### 3.1.1.1.1.1.1 Test RB = RB6#0



### 3.1.1.1.2 Test Bandwidth = 3

#### 3.1.1.1.2.1 Test Channel = MCH

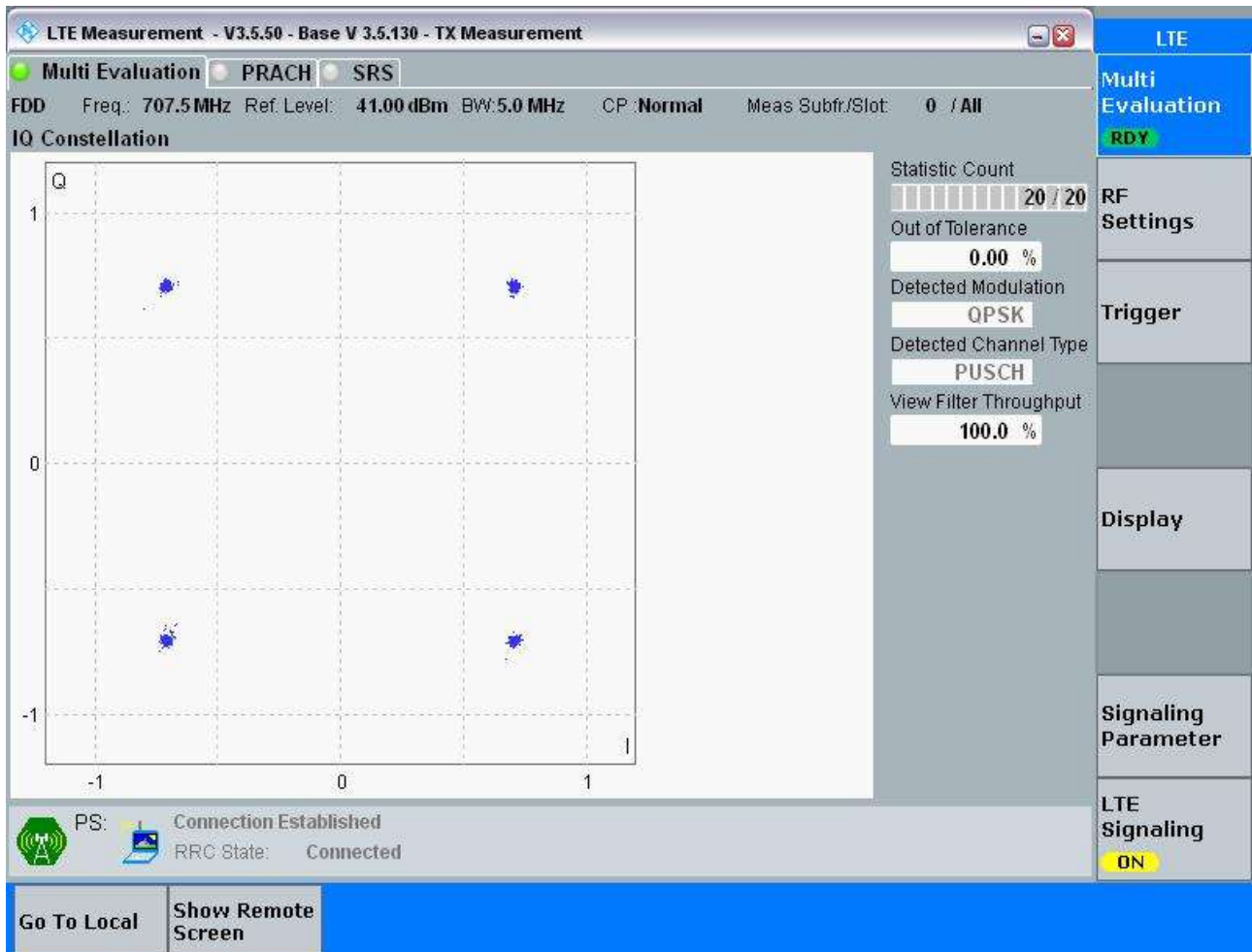
##### 3.1.1.1.2.1.1 Test RB = RB15#0



### 3.1.1.1.3 Test Bandwidth = 5

#### 3.1.1.1.3.1 Test Channel = MCH

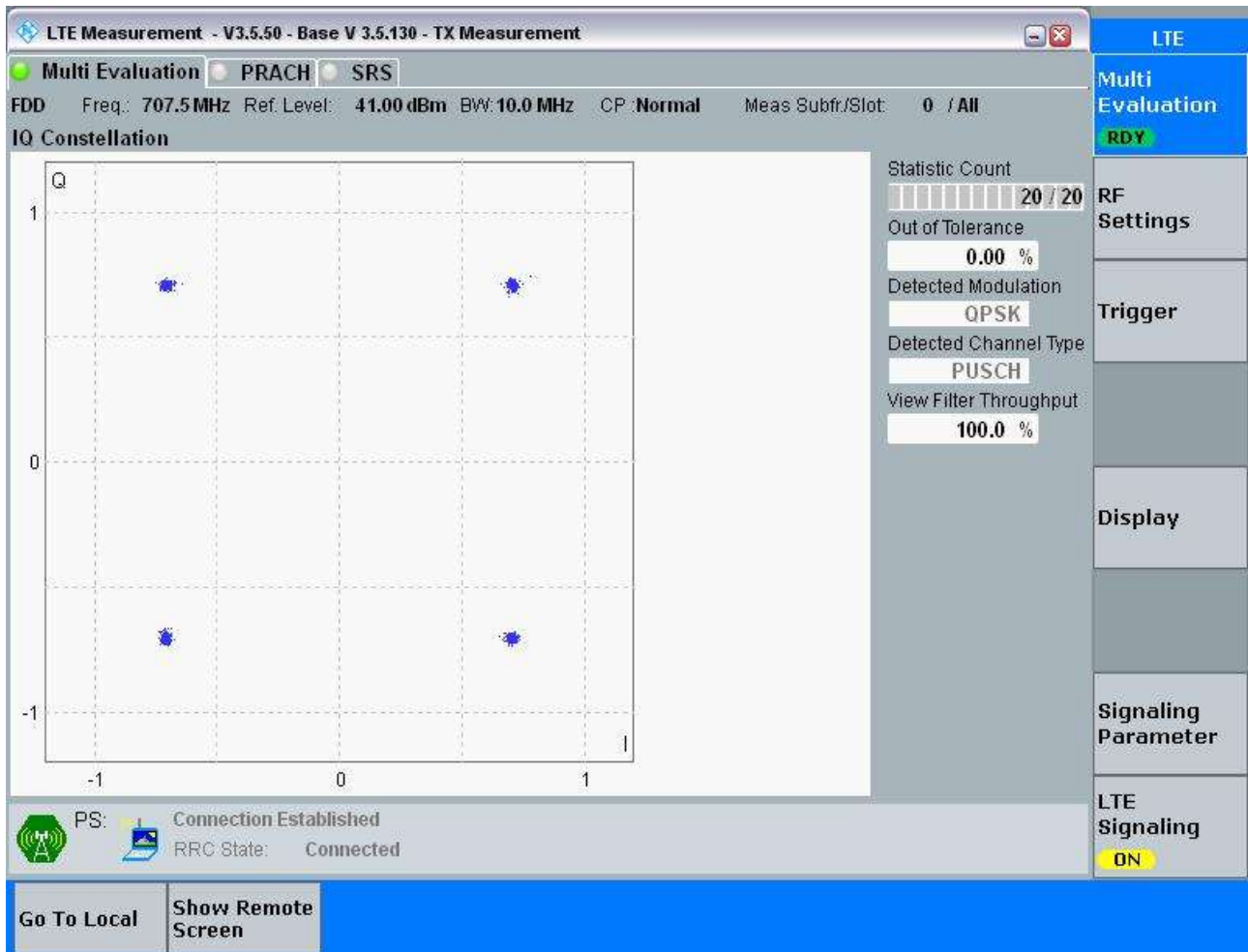
##### 3.1.1.1.3.1.1 Test RB = RB25#0



### 3.1.1.1.4 Test Bandwidth = 10

#### 3.1.1.1.4.1 Test Channel = MCH

##### 3.1.1.1.4.1.1 Test RB = RB50#0

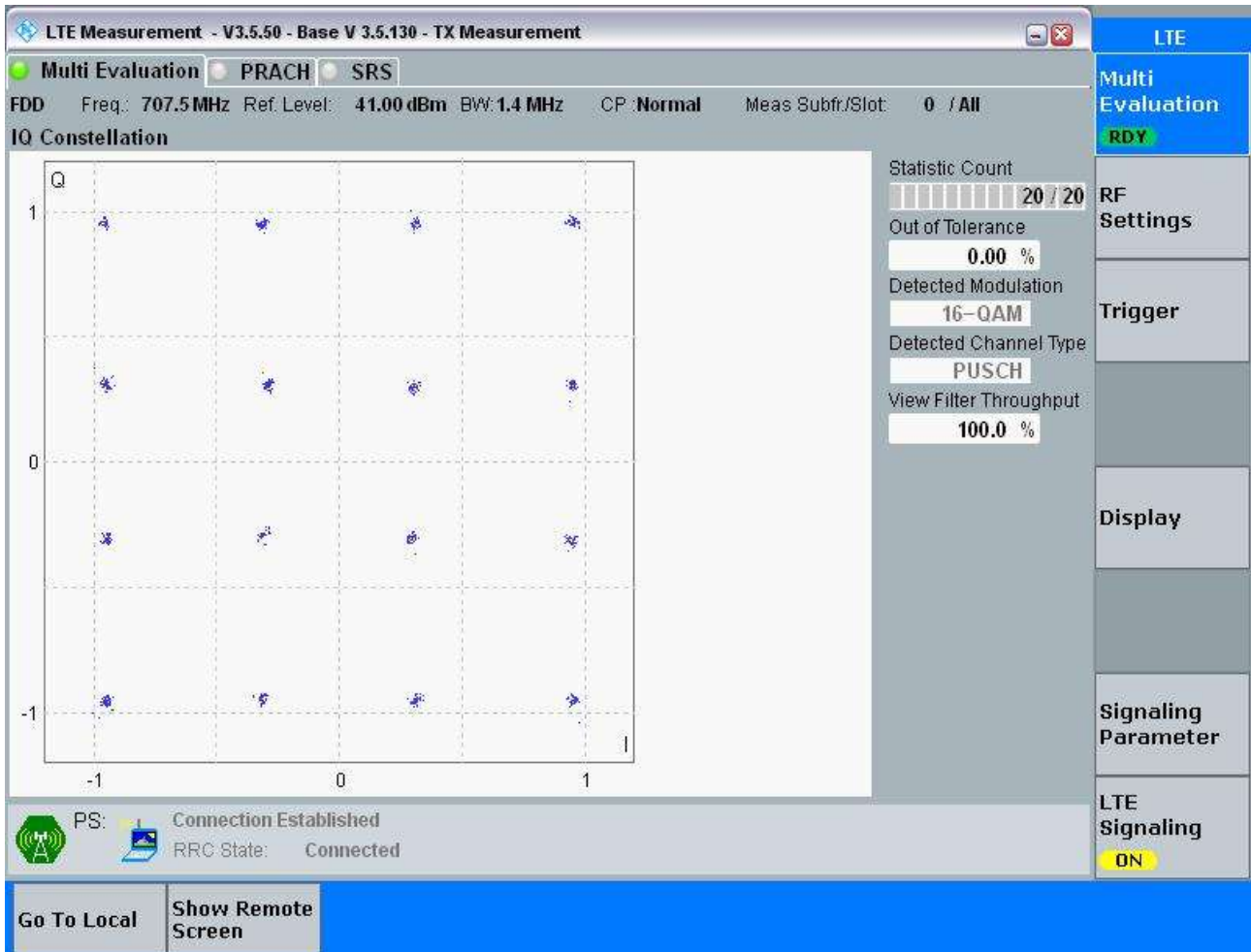


### 3.1.1.2 Test Mode = LTE/TM2

#### 3.1.1.2.1 Test Bandwidth = 1.4

##### 3.1.1.2.1.1 Test Channel = MCH

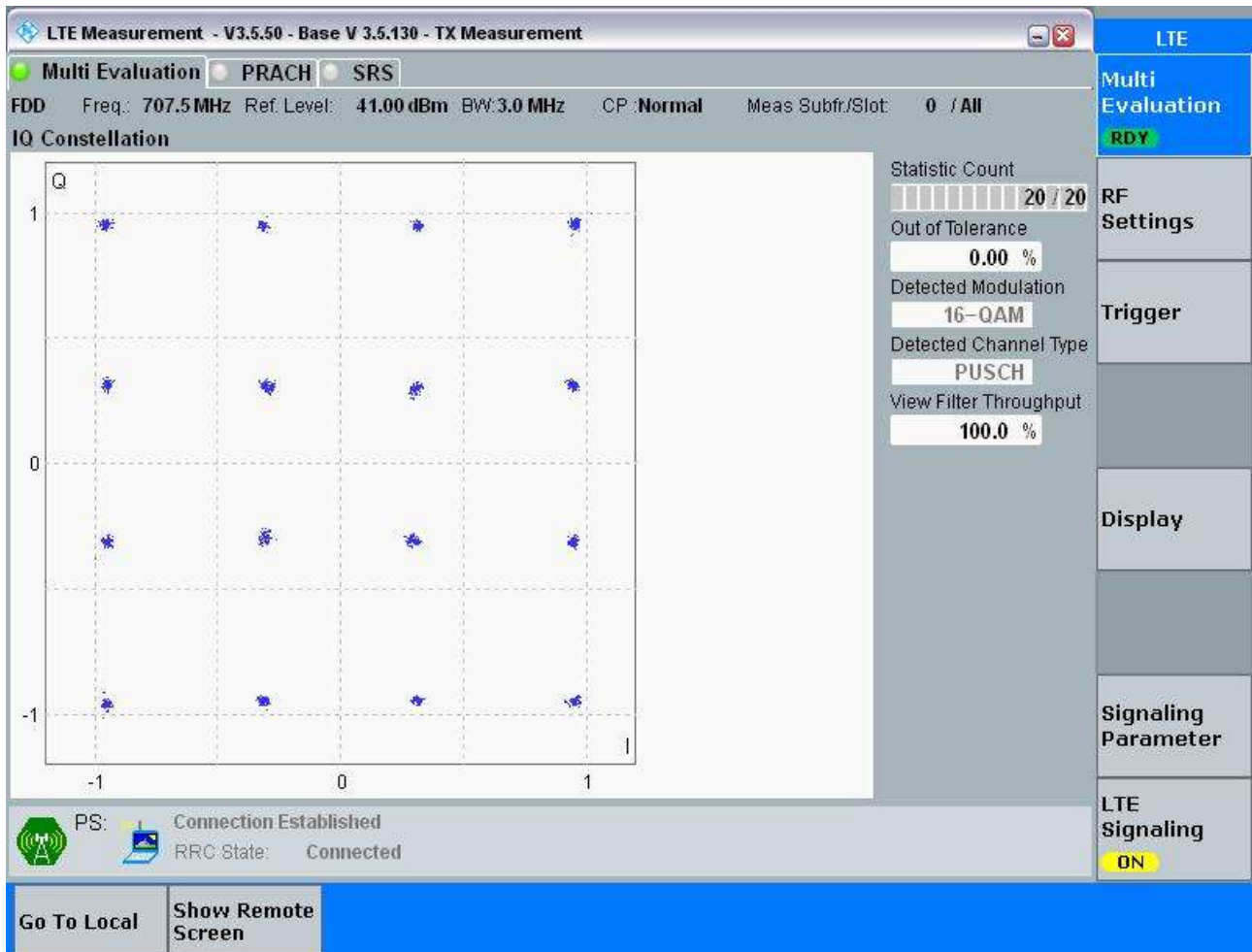
###### 3.1.1.2.1.1.1 Test RB = RB6#0



### 3.1.1.2.2 Test Bandwidth = 3

#### 3.1.1.2.2.1 Test Channel = MCH

##### 3.1.1.2.2.1.1 Test RB = RB15#0

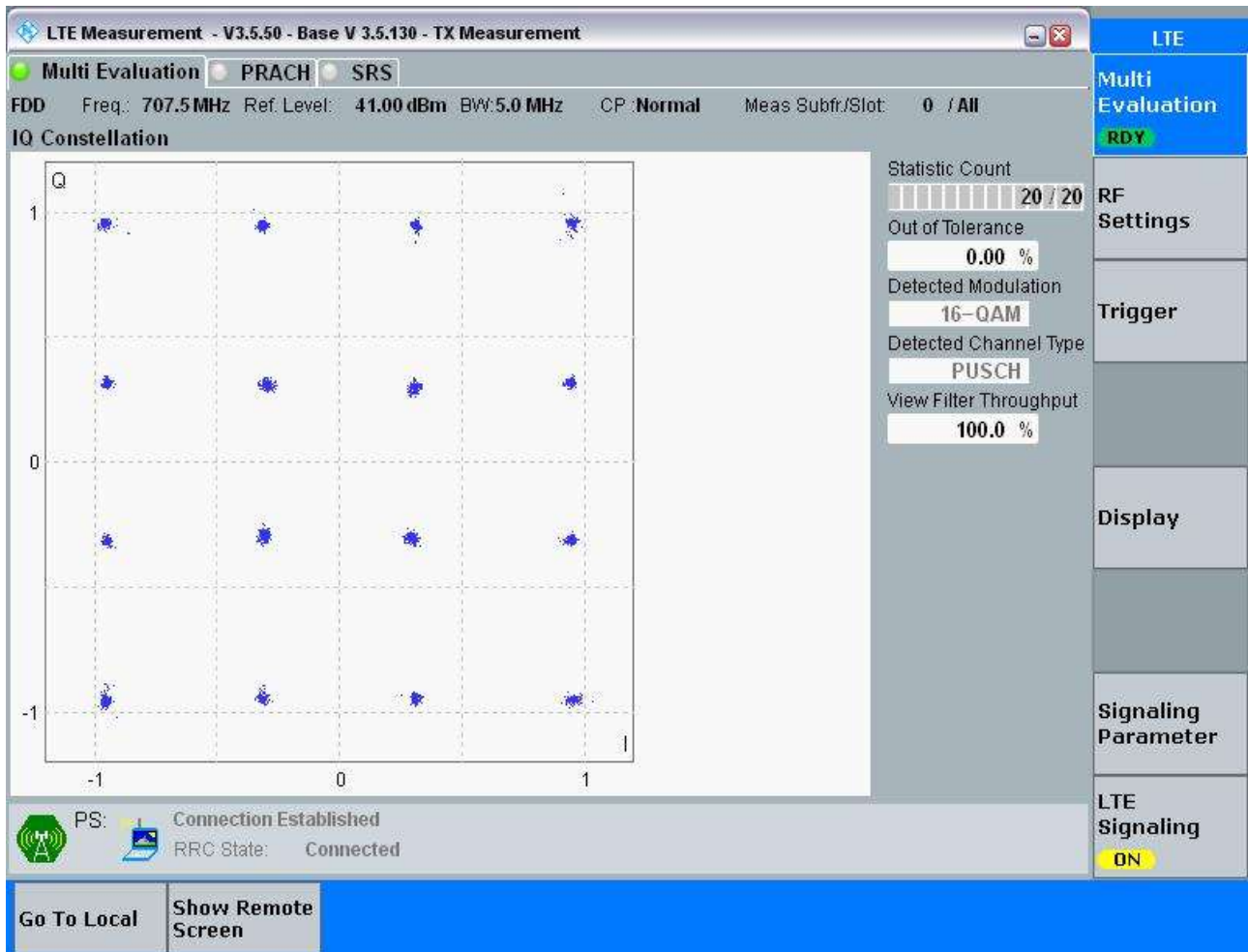




### 3.1.1.2.3 Test Bandwidth = 5

#### 3.1.1.2.3.1 Test Channel = MCH

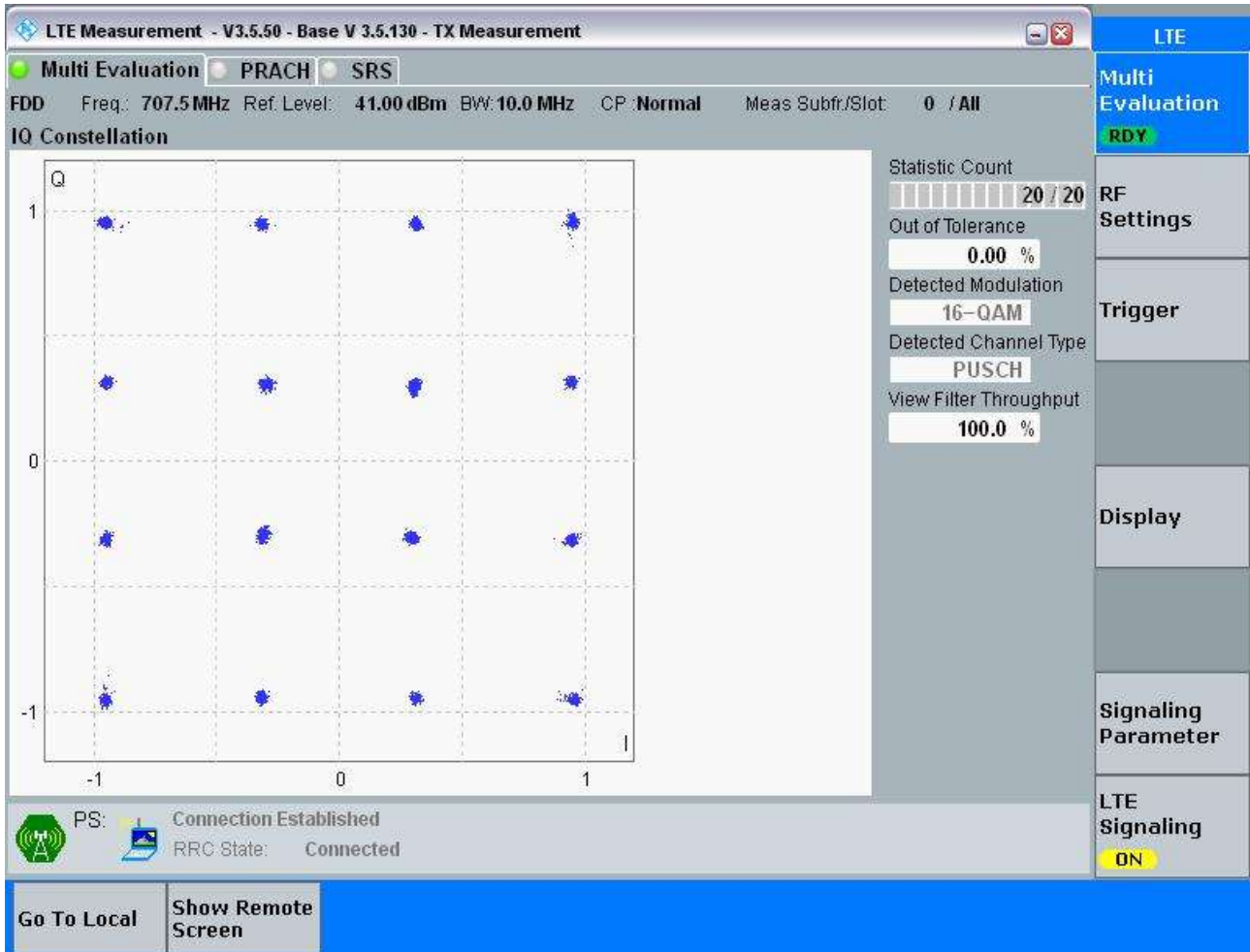
##### 3.1.1.2.3.1.1 Test RB = RB25#0



### 3.1.1.2.4 Test Bandwidth = 10

#### 3.1.1.2.4.1 Test Channel = MCH

##### 3.1.1.2.4.1.1 Test RB = RB50#0



## 4Appendix\_D: Bandwidth

### Part I - Test Results

Test Band	Test Mode	Test Bandwidth	Test Channel	Test RB	Occupied Bandwidth [MHz]	Emission Bandwidth [MHz]	Verdict
Band12	LTE/TM1	1.4	LCH	RB6#0	1.09	1.23	Pass
			MCH	RB6#0	1.09	1.24	Pass
			HCH	RB6#0	1.09	1.24	Pass
		3	LCH	RB15#0	2.70	2.97	Pass
			MCH	RB15#0	2.71	2.98	Pass
			HCH	RB15#0	2.70	2.96	Pass
		5	LCH	RB25#0	4.51	4.95	Pass
			MCH	RB25#0	4.52	4.96	Pass
			HCH	RB25#0	4.51	4.96	Pass
		10	LCH	RB50#0	8.96	9.83	Pass
			MCH	RB50#0	9.00	9.82	Pass
			HCH	RB50#0	9.01	9.83	Pass
	LTE/TM2	1.4	LCH	RB6#0	1.09	1.24	Pass
			MCH	RB6#0	1.09	1.24	Pass
			HCH	RB6#0	1.09	1.24	Pass
		3	LCH	RB15#0	2.71	2.96	Pass
			MCH	RB15#0	2.71	2.97	Pass
			HCH	RB15#0	2.72	2.97	Pass
		5	LCH	RB25#0	4.51	4.95	Pass
			MCH	RB25#0	4.52	4.95	Pass
			HCH	RB25#0	4.51	4.89	Pass
		10	LCH	RB50#0	8.98	9.86	Pass
			MCH	RB50#0	9.00	9.88	Pass
			HCH	RB50#0	9.00	9.93	Pass

**Part II - Test Plots**

**4.1 For LTE**

**4.1.1 Test Band = Band12**

**4.1.1.1 Test Mode = LTE/TM1**

**4.1.1.1.1 Test Bandwidth = 1.4**

**4.1.1.1.1.1 Test Channel = LCH**

**4.1.1.1.1.1.1 Test RB = RB6#0**



4.1.1.1.1.2 Test Channel = MCH

4.1.1.1.1.2.1 Test RB = RB6#0



4.1.1.1.1.3 Test Channel = HCH

4.1.1.1.1.3.1 Test RB = RB6#0



4.1.1.1.2 Test Bandwidth = 3

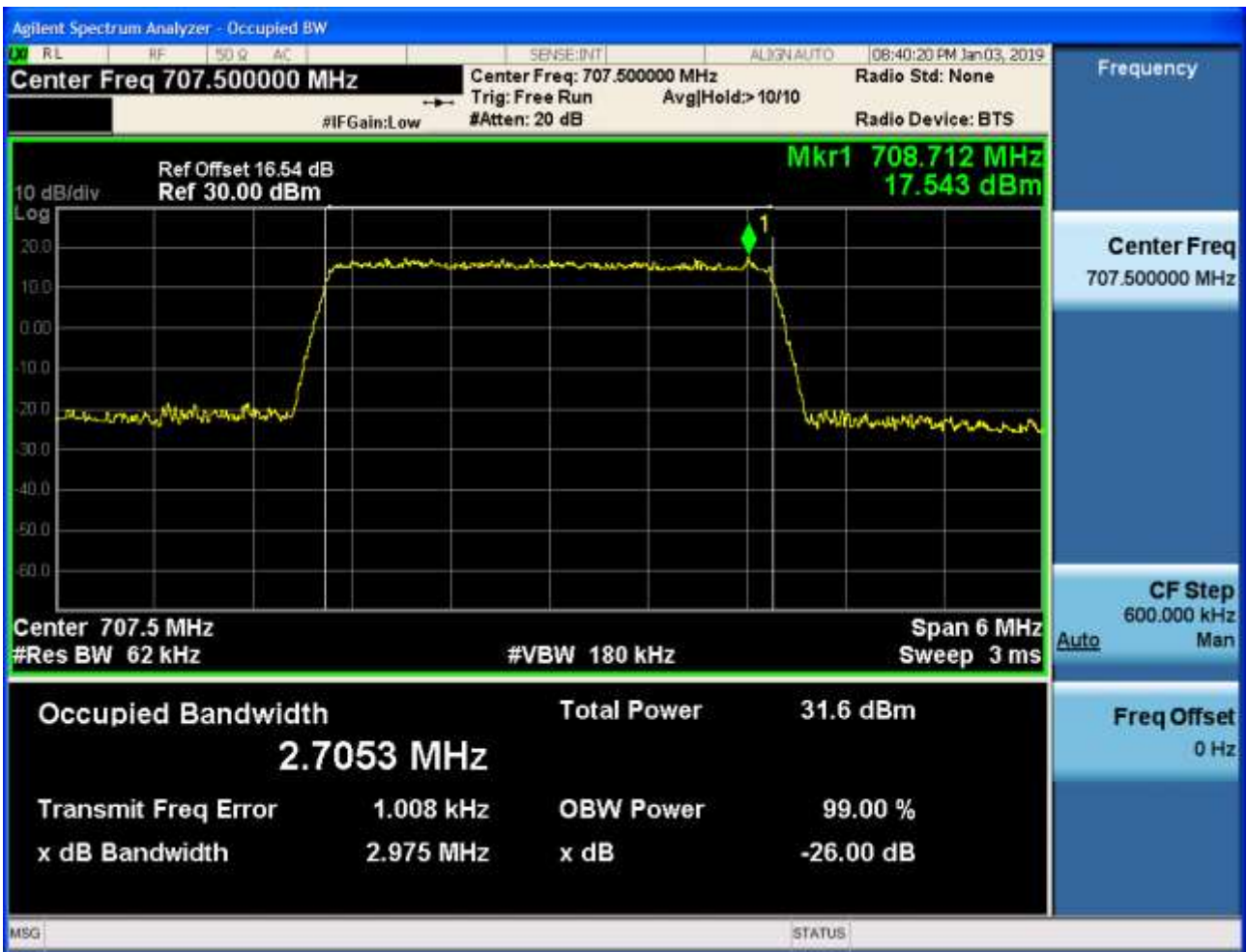
4.1.1.1.2.1 Test Channel = LCH

4.1.1.1.2.1.1 Test RB = RB15#0



4.1.1.1.2.2 Test Channel = MCH

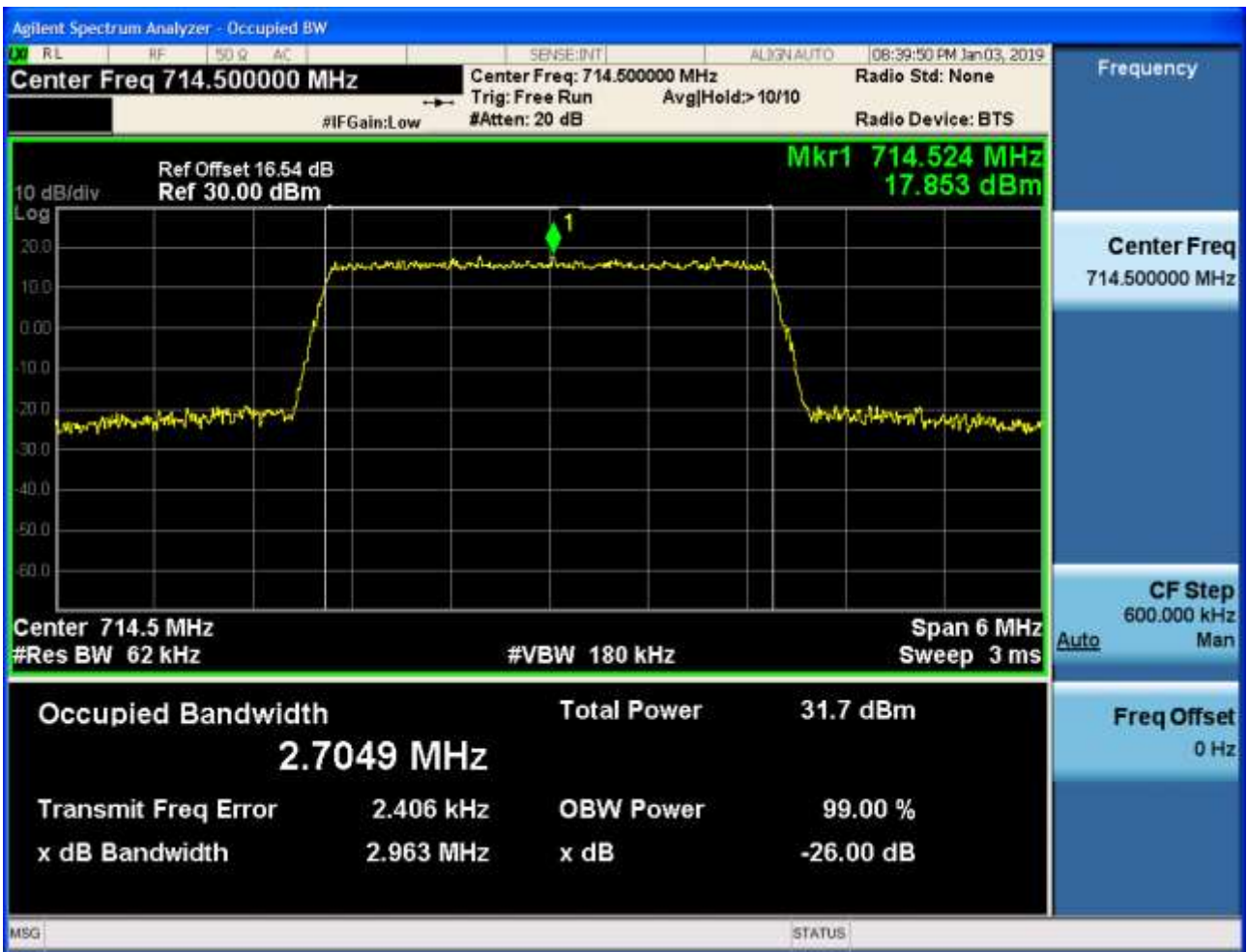
4.1.1.1.2.2.1 Test RB = RB15#0





4.1.1.1.2.3 Test Channel = HCH

4.1.1.1.2.3.1 Test RB = RB15#0



4.1.1.1.3 Test Bandwidth = 5

4.1.1.1.3.1 Test Channel = LCH

4.1.1.1.3.1.1 Test RB = RB25#0



4.1.1.1.3.2 Test Channel = MCH

4.1.1.1.3.2.1 Test RB = RB25#0



4.1.1.1.3.3 Test Channel = HCH

4.1.1.1.3.3.1 Test RB = RB25#0



4.1.1.1.4 Test Bandwidth = 10

4.1.1.1.4.1 Test Channel = LCH

4.1.1.1.4.1.1 Test RB = RB50#0



4.1.1.1.4.2 Test Channel = MCH

4.1.1.1.4.2.1 Test RB = RB50#0



4.1.1.1.4.3 Test Channel = HCH

4.1.1.1.4.3.1 Test RB = RB50#0



4.1.1.2 Test Mode = LTE/TM2

4.1.1.2.1 Test Bandwidth = 1.4

4.1.1.2.1.1 Test Channel = LCH

4.1.1.2.1.1.1 Test RB = RB6#0





4.1.1.2.1.2 Test Channel = MCH

4.1.1.2.1.2.1 Test RB = RB6#0



4.1.1.2.1.3 Test Channel = HCH

4.1.1.2.1.3.1 Test RB = RB6#0



4.1.1.2.2 Test Bandwidth = 3

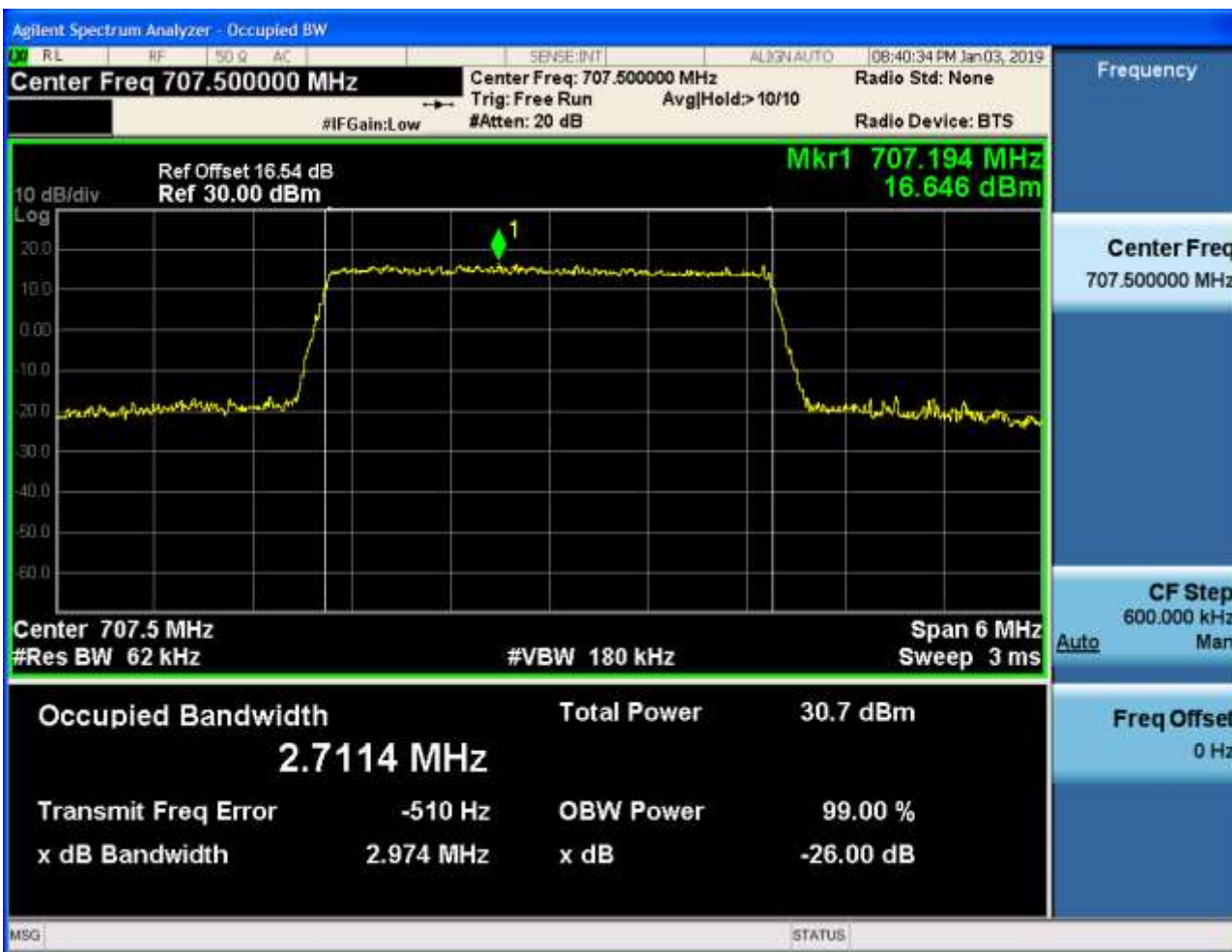
4.1.1.2.2.1 Test Channel = LCH

4.1.1.2.2.1.1 Test RB = RB15#0



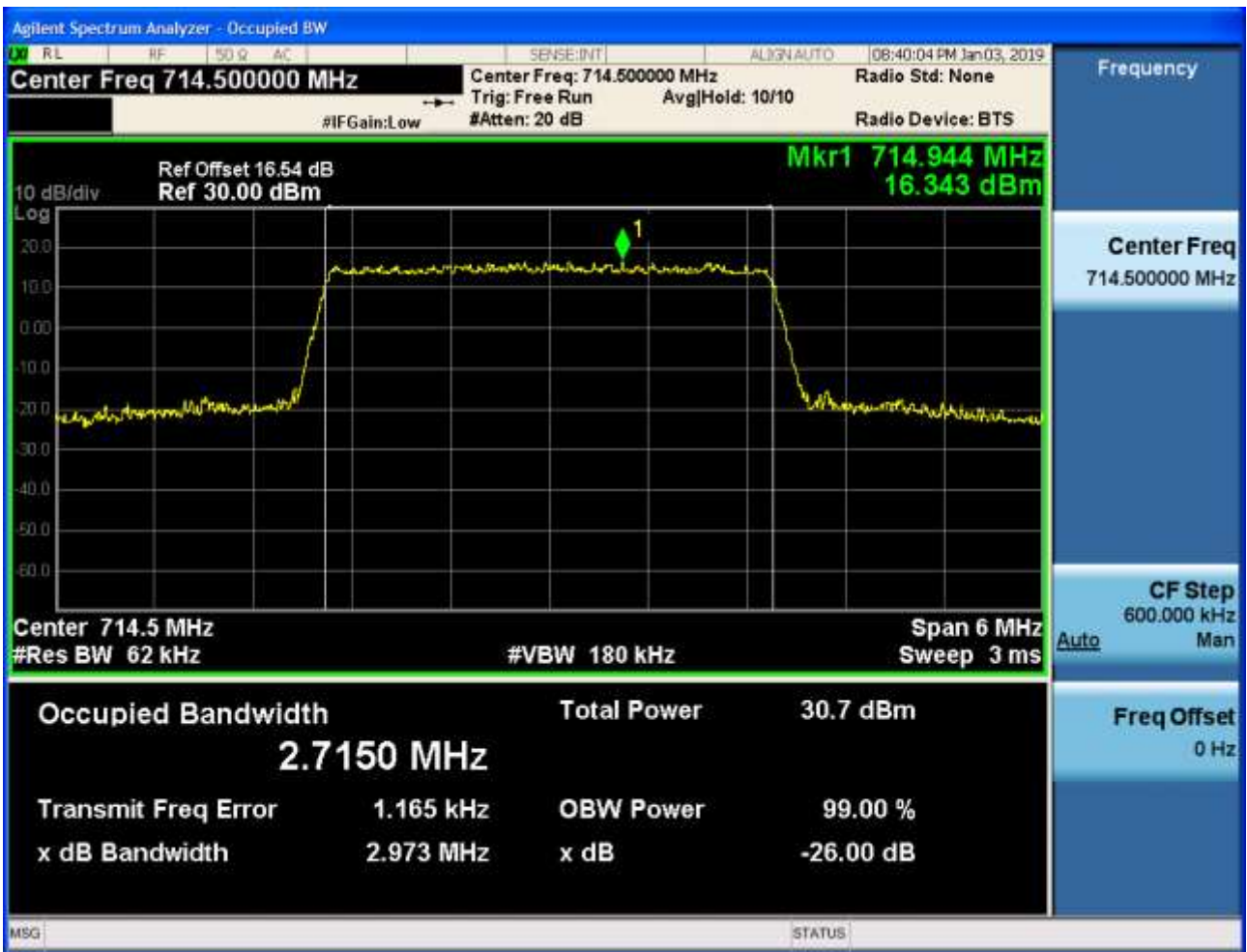
4.1.1.2.2.2 Test Channel = MCH

4.1.1.2.2.1 Test RB = RB15#0



4.1.1.2.2.3 Test Channel = HCH

4.1.1.2.2.3.1 Test RB = RB15#0



4.1.1.2.3 Test Bandwidth = 5

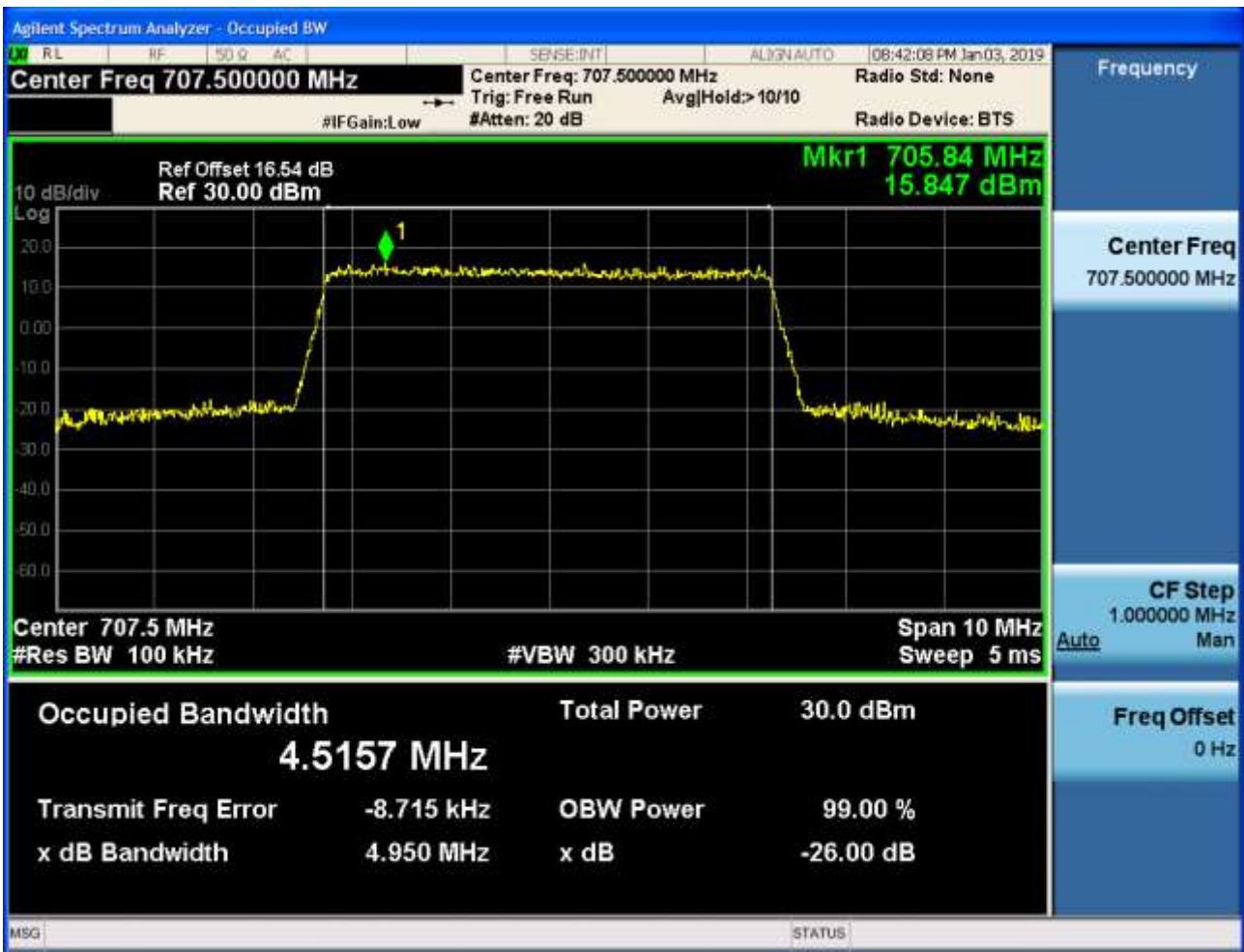
4.1.1.2.3.1 Test Channel = LCH

4.1.1.2.3.1.1 Test RB = RB25#0



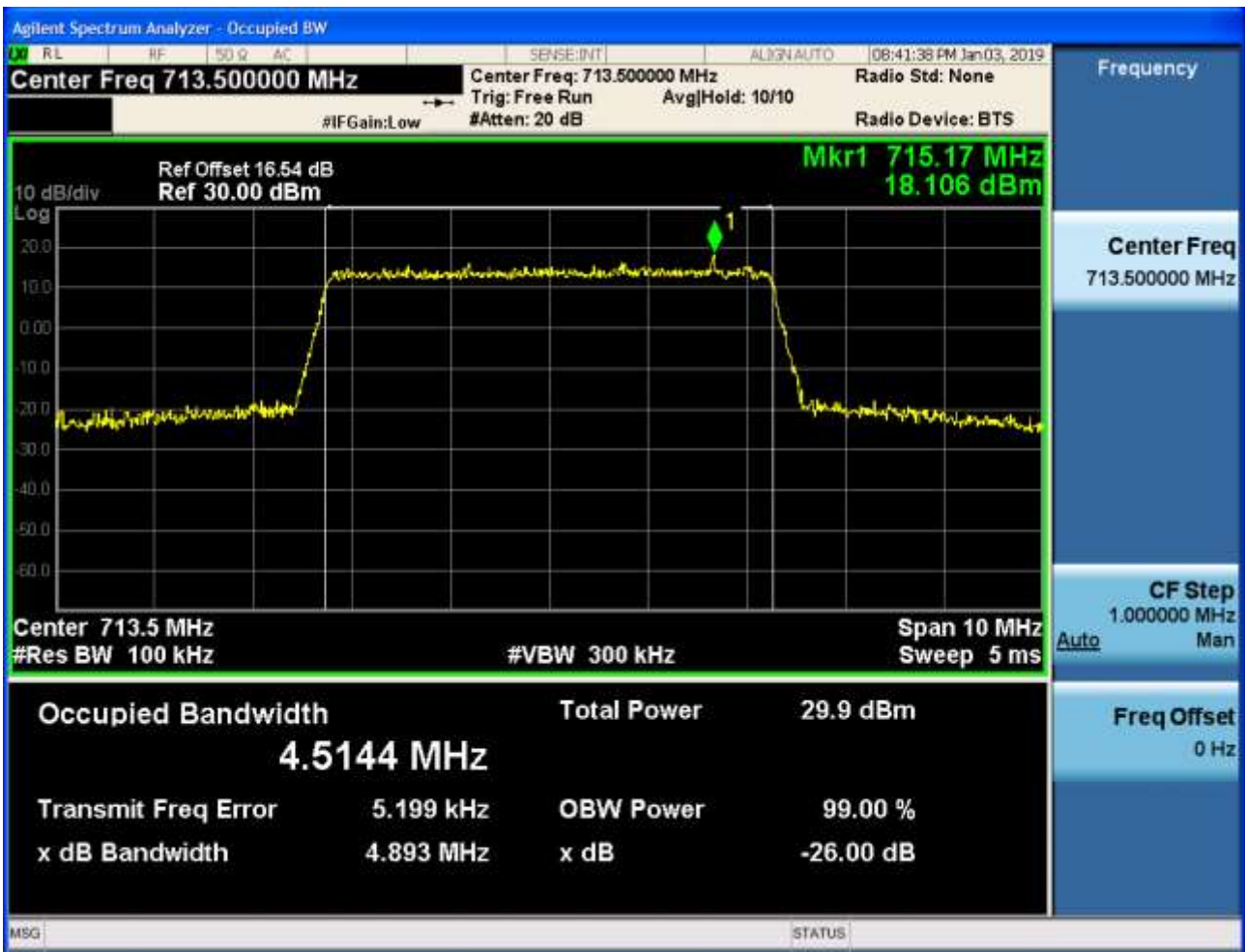
4.1.1.2.3.2 Test Channel = MCH

4.1.1.2.3.2.1 Test RB = RB25#0



4.1.1.2.3.3 Test Channel = HCH

4.1.1.2.3.3.1 Test RB = RB25#0





4.1.1.2.4 Test Bandwidth = 10

4.1.1.2.4.1 Test Channel = LCH

4.1.1.2.4.1.1 Test RB = RB50#0



4.1.1.2.4.2 Test Channel = MCH

4.1.1.2.4.2.1 Test RB = RB50#0



4.1.1.2.4.3 Test Channel = HCH

4.1.1.2.4.3.1 Test RB = RB50#0



## 5Appendix\_E: Band Edges Compliance

### Part I - Test Plots

#### 5.1 For LTE

##### 5.1.1 Test Band = Band12

##### 5.1.1.1 Test Mode = LTE/TM1

##### 5.1.1.1.1 Test Bandwidth = 1.4

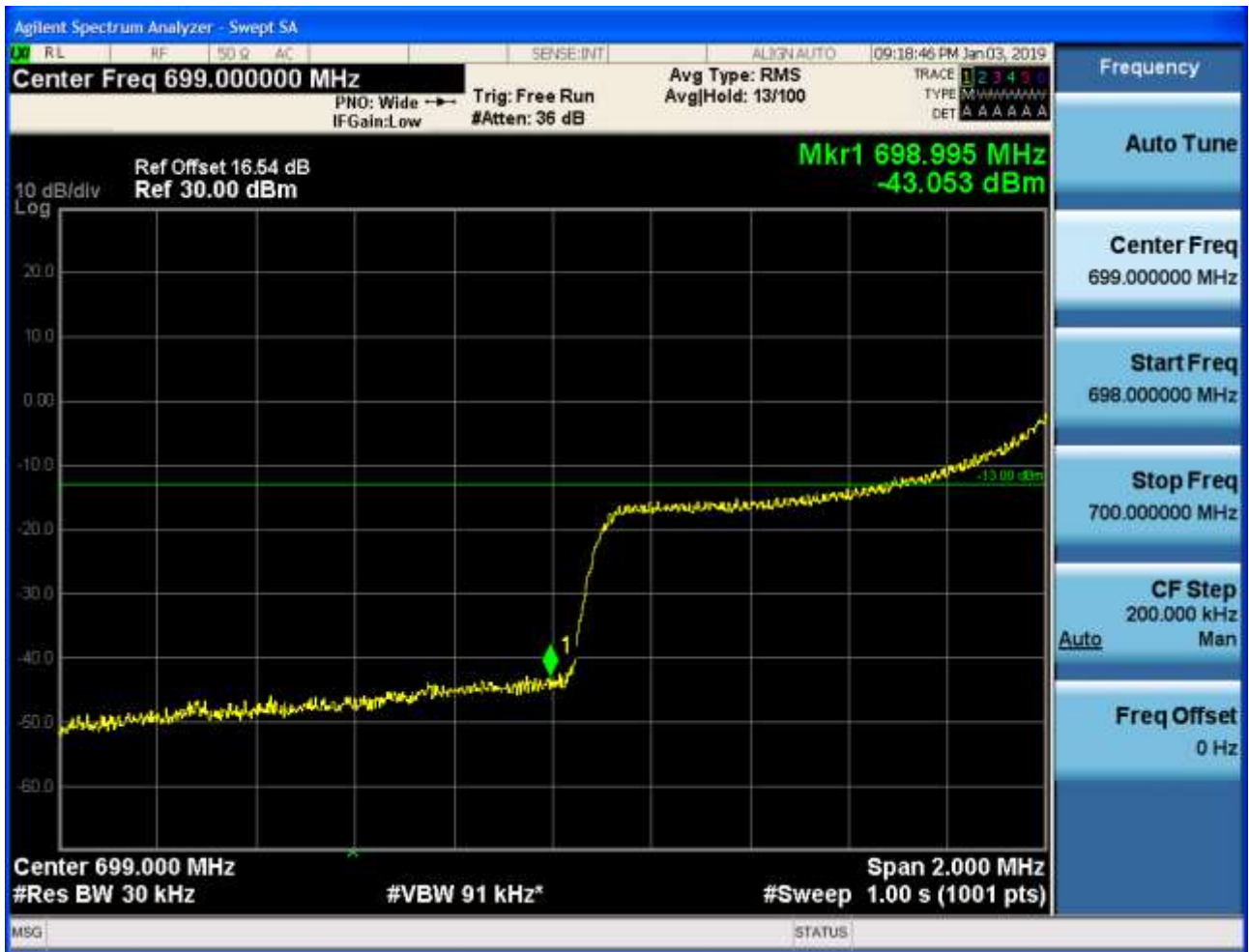
##### 5.1.1.1.1.1 Test Channel = LCH

##### 5.1.1.1.1.1.1 Test RB = RB1#0





5.1.1.1.1.2 Test RB = RB1#5



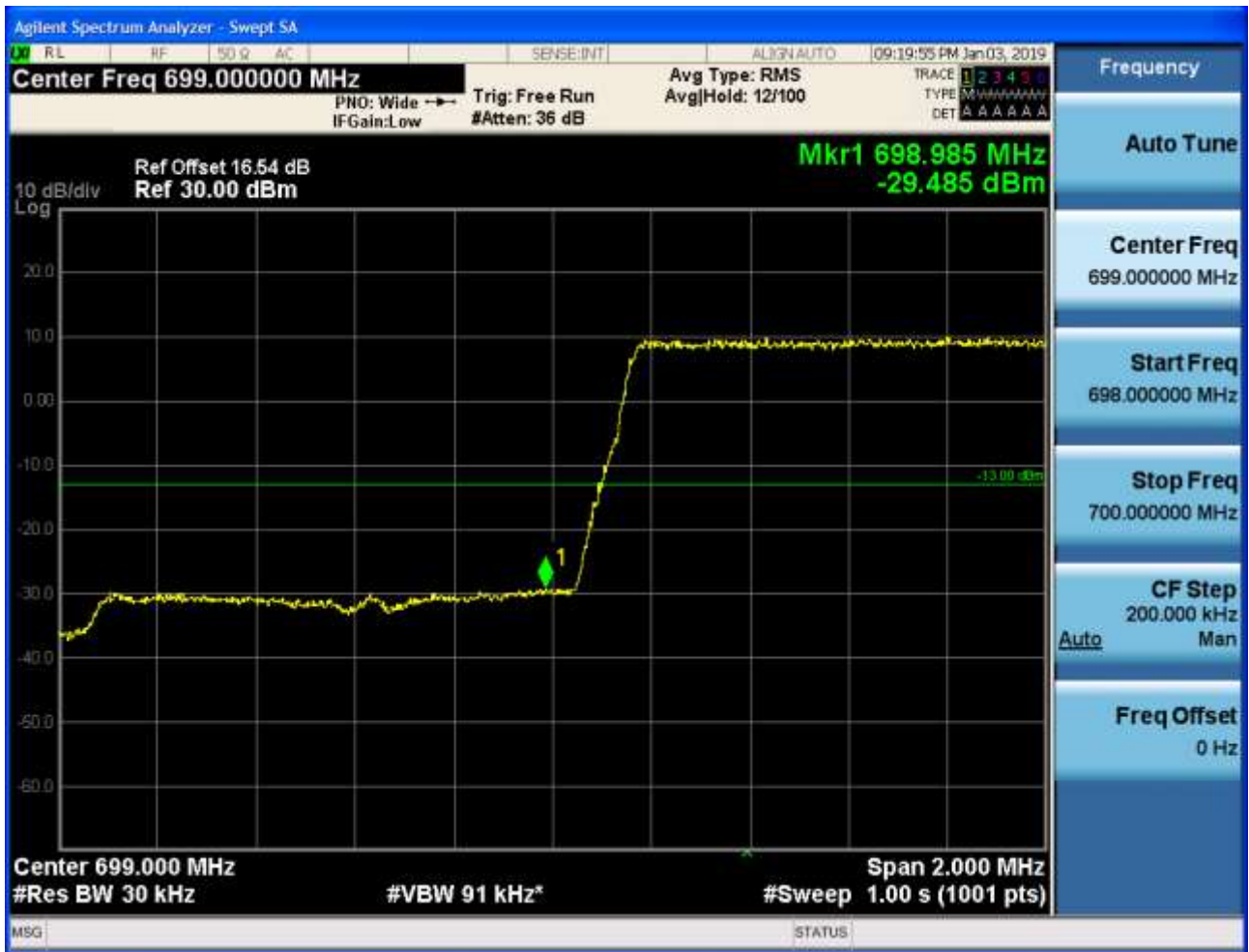


5.1.1.1.1.3 Test RB = RB3#2



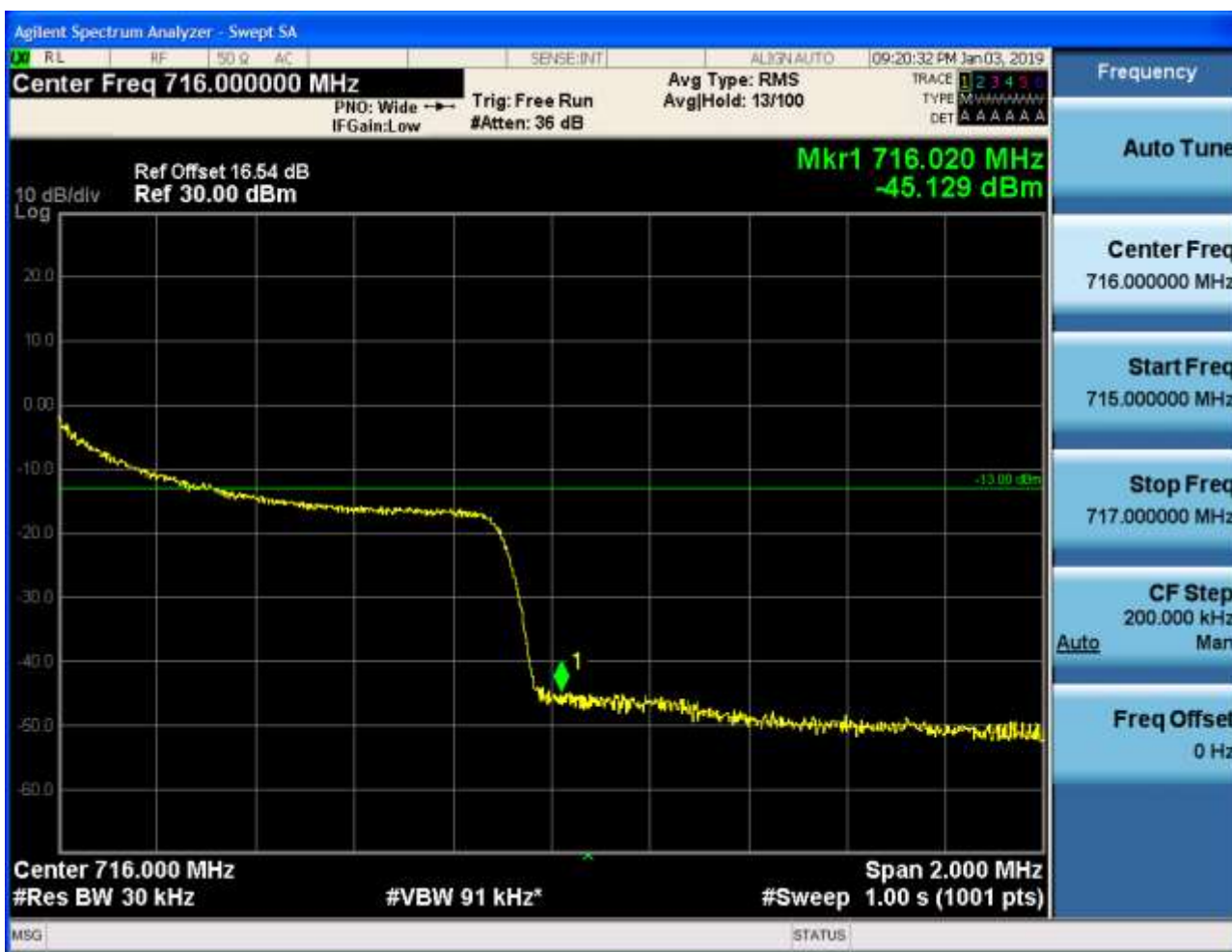


5.1.1.1.1.4 Test RB = RB6#0



## 5.1.1.1.1.2 Test Channel = HCH

## 5.1.1.1.1.2.1 Test RB = RB1#0





## 5.1.1.1.2.2 Test RB = RB1#5





5.1.1.1.1.2.3 Test RB = RB3#2





5.1.1.1.2.4 Test RB = RB6#0



## 5.1.1.1.2 Test Bandwidth = 3

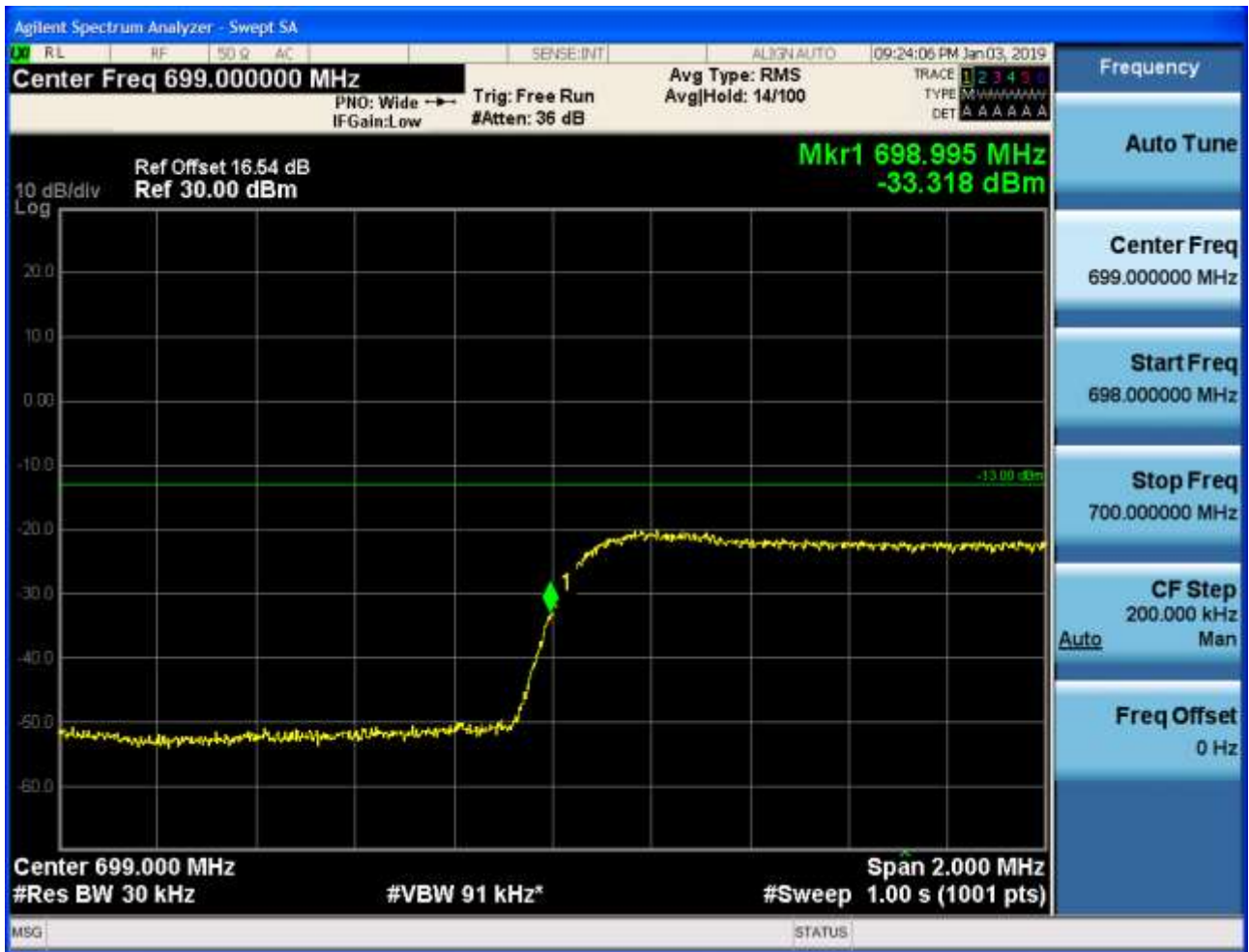
## 5.1.1.1.2.1 Test Channel = LCH

## 5.1.1.1.2.1.1 Test RB = RB1#0





5.1.1.1.2.1.2 Test RB = RB1#14





5.1.1.1.2.1.3 Test RB = RB8#4





5.1.1.1.2.1.4 Test RB = RB15#0



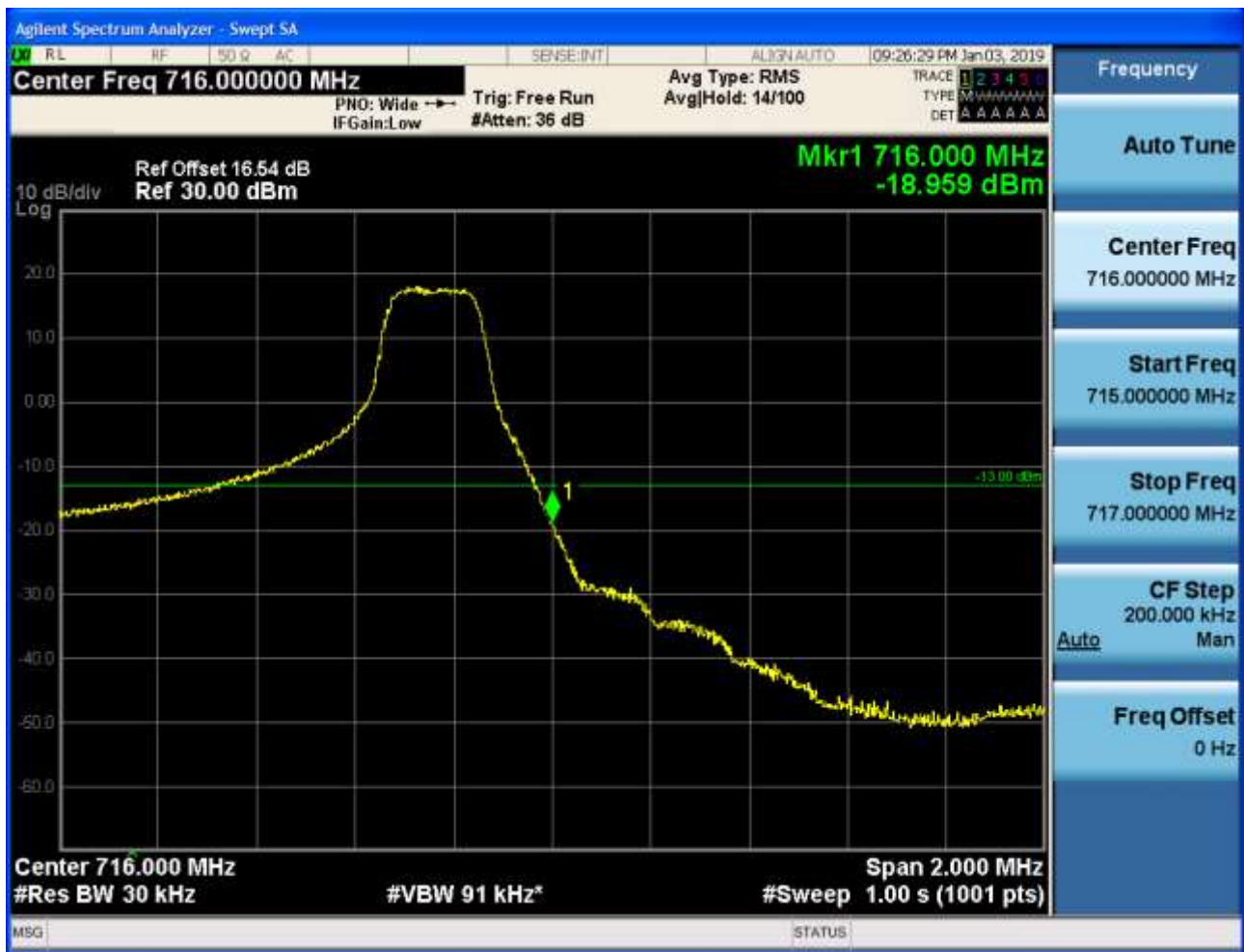
## 5.1.1.1.2.2 Test Channel = HCH

## 5.1.1.1.2.2.1 Test RB = RB1#0





## 5.1.1.1.2.2.2 Test RB = RB1#14



## 5.1.1.1.2.2.3 Test RB = RB8#4



## 5.1.1.1.2.2.4 Test RB = RB15#0



## 5.1.1.1.3 Test Bandwidth = 5

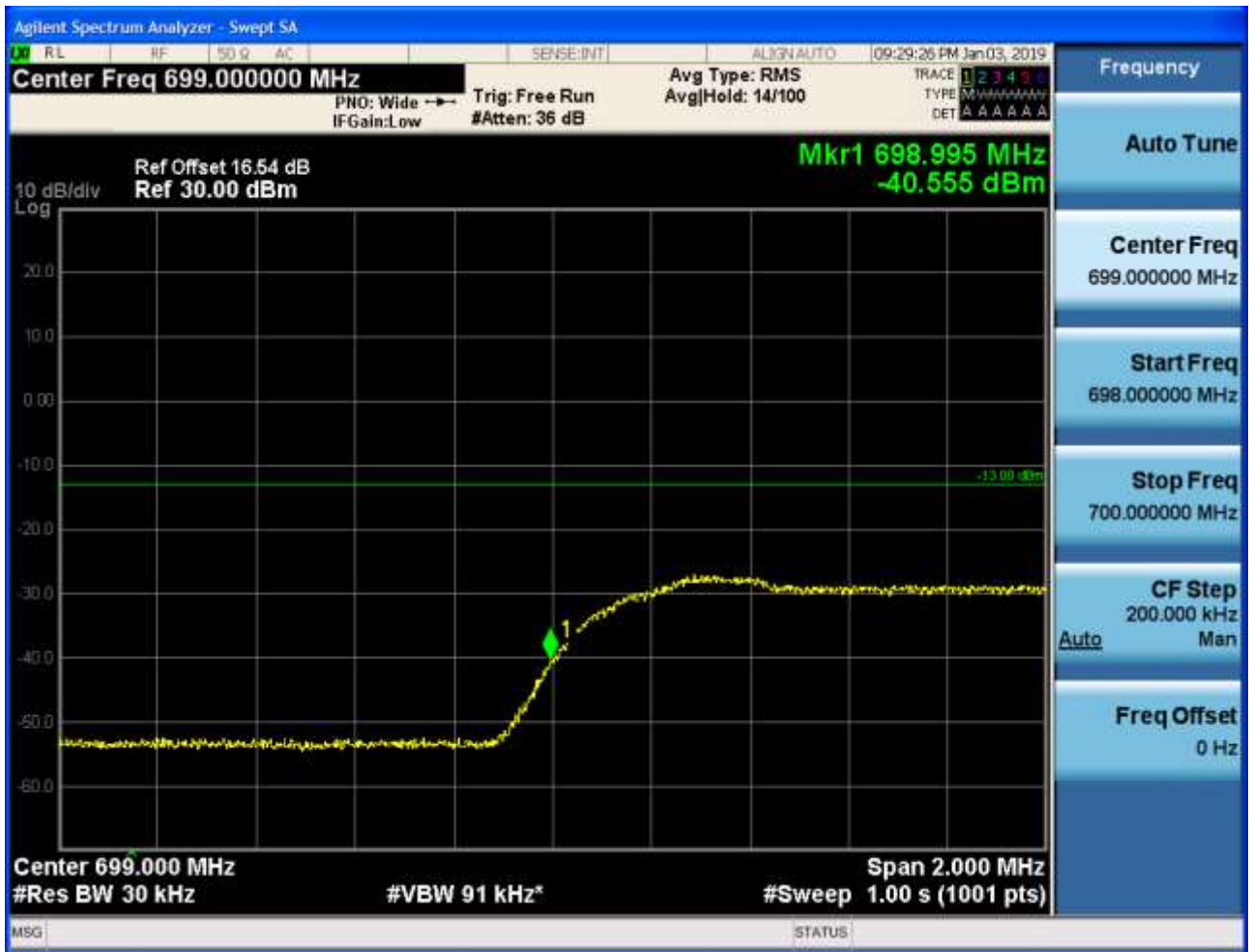
## 5.1.1.1.3.1 Test Channel = LCH

## 5.1.1.1.3.1.1 Test RB = RB1#0





5.1.1.1.3.1.2 Test RB = RB1#24





5.1.1.1.3.1.3 Test RB = RB12#6





5.1.1.1.3.1.4 Test RB = RB25#0



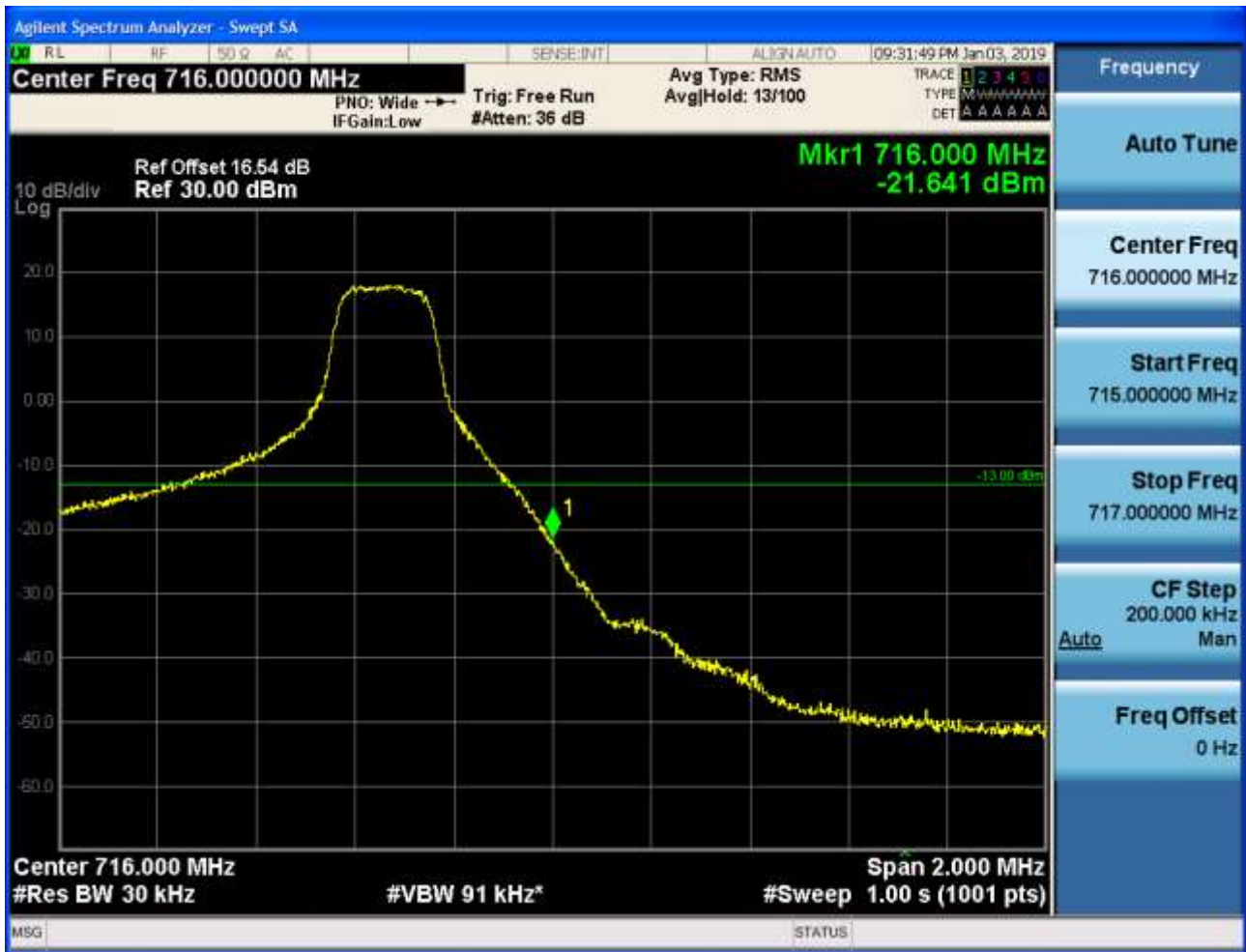
## 5.1.1.1.3.2 Test Channel = HCH

## 5.1.1.1.3.2.1 Test RB = RB1#0





## 5.1.1.1.3.2.2 Test RB = RB1#24



## 5.1.1.1.3.2.3 Test RB = RB12#6





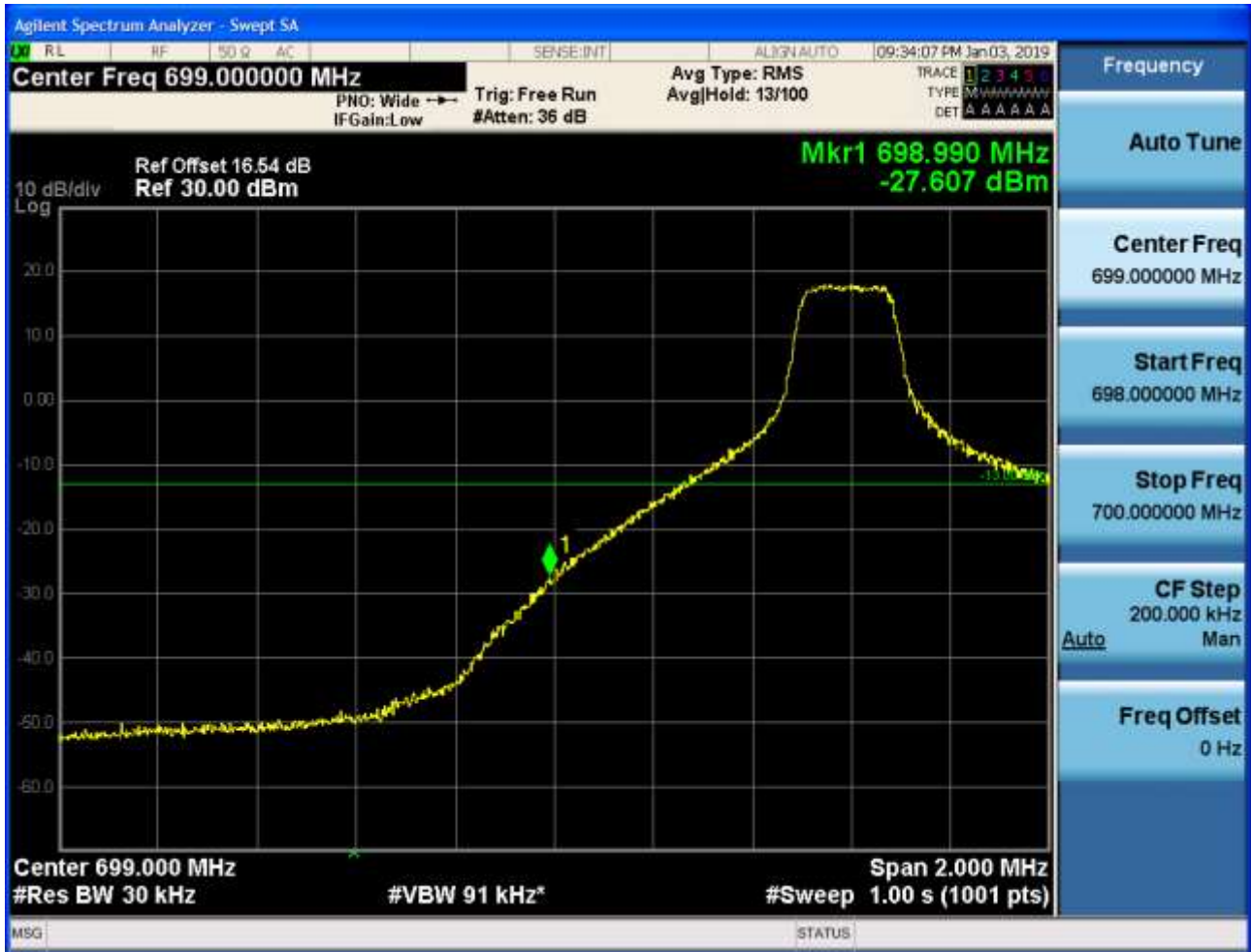
5.1.1.1.3.2.4 Test RB = RB25#0



## 5.1.1.1.4 Test Bandwidth = 10

## 5.1.1.1.4.1 Test Channel = LCH

## 5.1.1.1.4.1.1 Test RB = RB1#0





5.1.1.1.4.1.2 Test RB = RB1#49





5.1.1.1.4.1.3 Test RB = RB25#13



## 5.1.1.1.4.1.4 Test RB = RB50#0



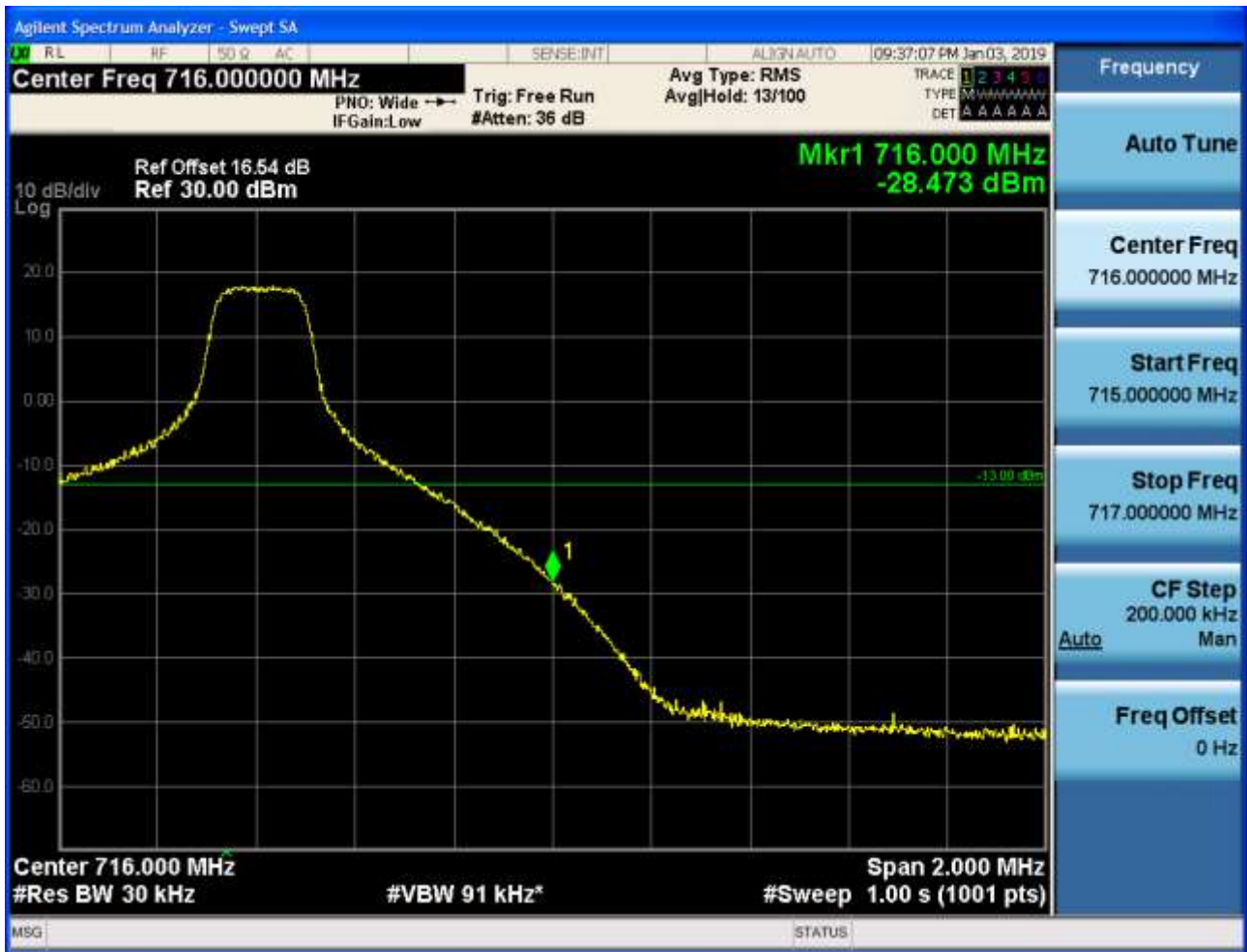
## 5.1.1.1.4.2 Test Channel = HCH

## 5.1.1.1.4.2.1 Test RB = RB1#0





## 5.1.1.1.4.2.2 Test RB = RB1#49





5.1.1.1.4.2.3 Test RB = RB25#13



## 5.1.1.1.4.2.4 Test RB = RB50#0

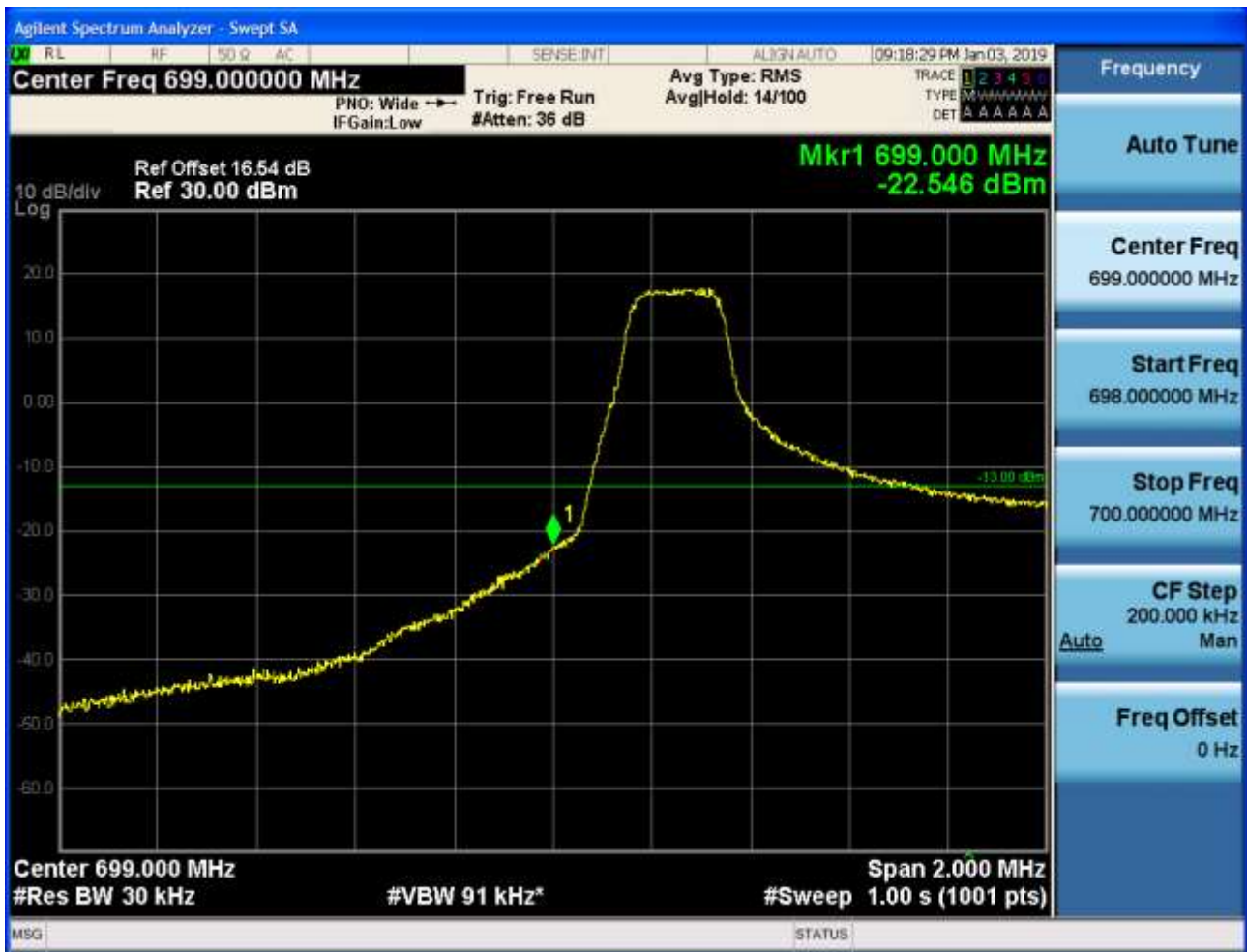


### 5.1.1.2 Test Mode = LTE/TM2

#### 5.1.1.2.1 Test Bandwidth = 1.4

##### 5.1.1.2.1.1 Test Channel = LCH

##### 5.1.1.2.1.1.1 Test RB = RB1#0





5.1.1.2.1.1.2 Test RB = RB1#5

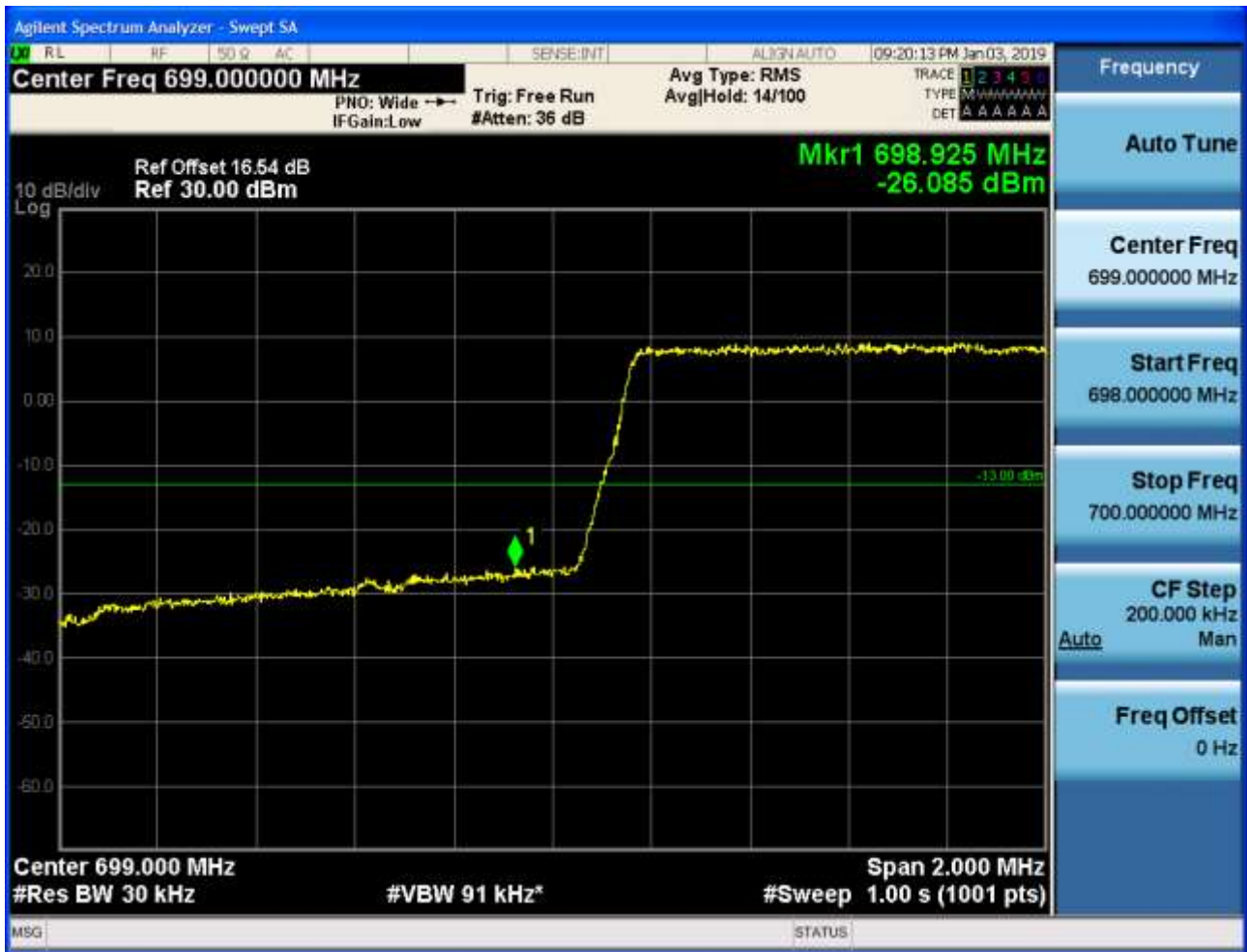




5.1.1.2.1.1.3 Test RB = RB3#2

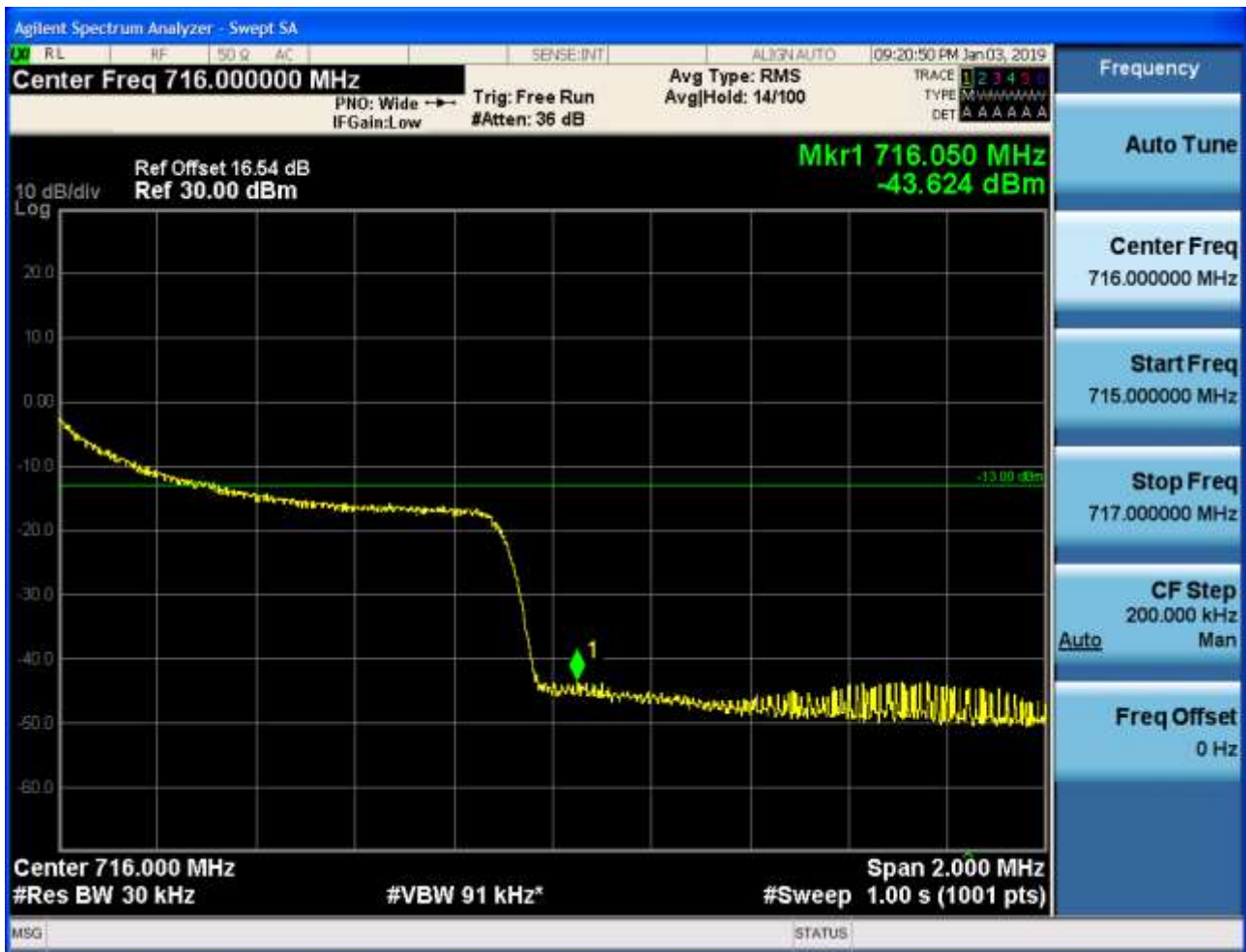


## 5.1.1.2.1.1.4 Test RB = RB6#0



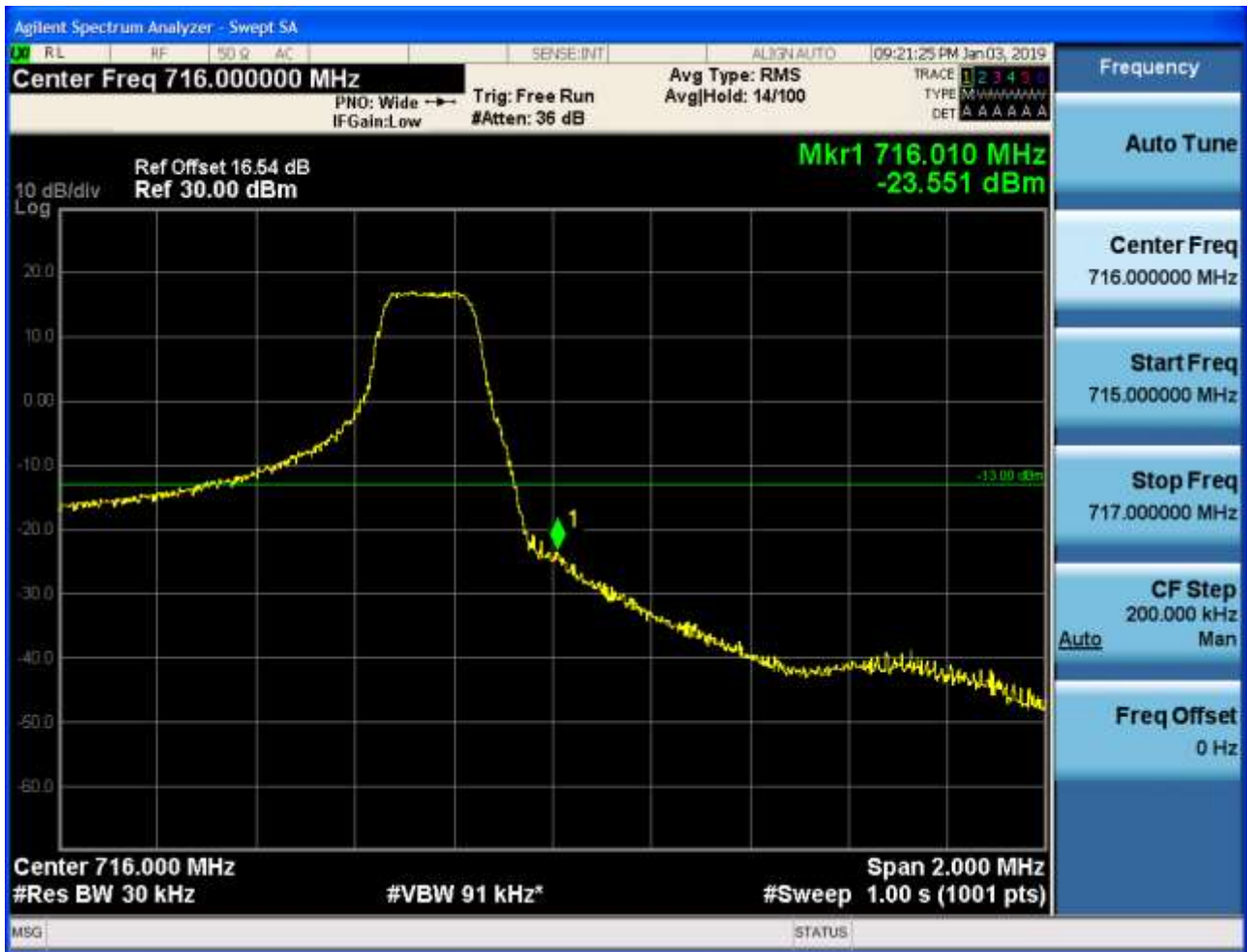
## 5.1.1.2.1.2 Test Channel = HCH

## 5.1.1.2.1.2.1 Test RB = RB1#0





## 5.1.1.2.1.2.2 Test RB = RB1#5

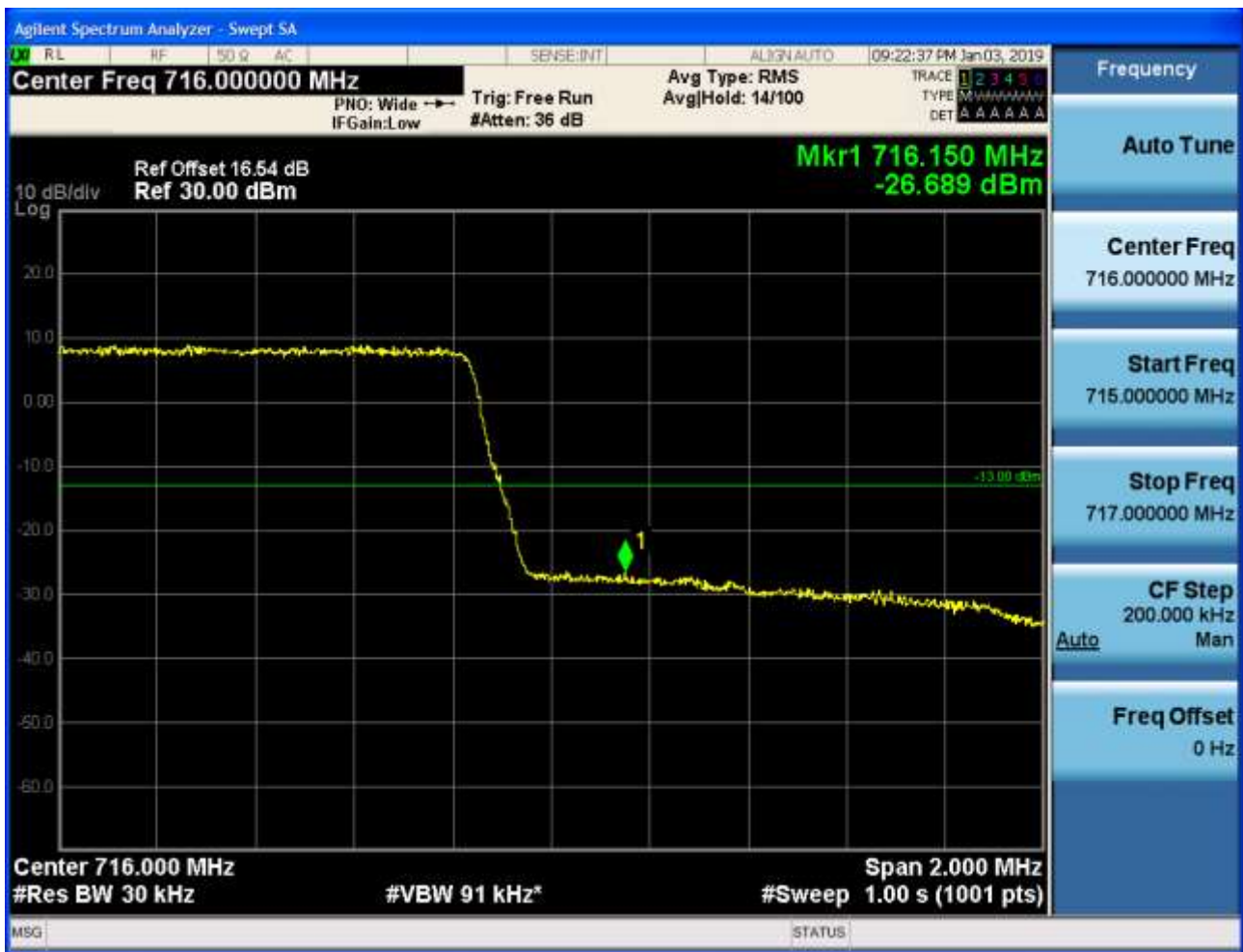




5.1.1.2.1.2.3 Test RB = RB3#2



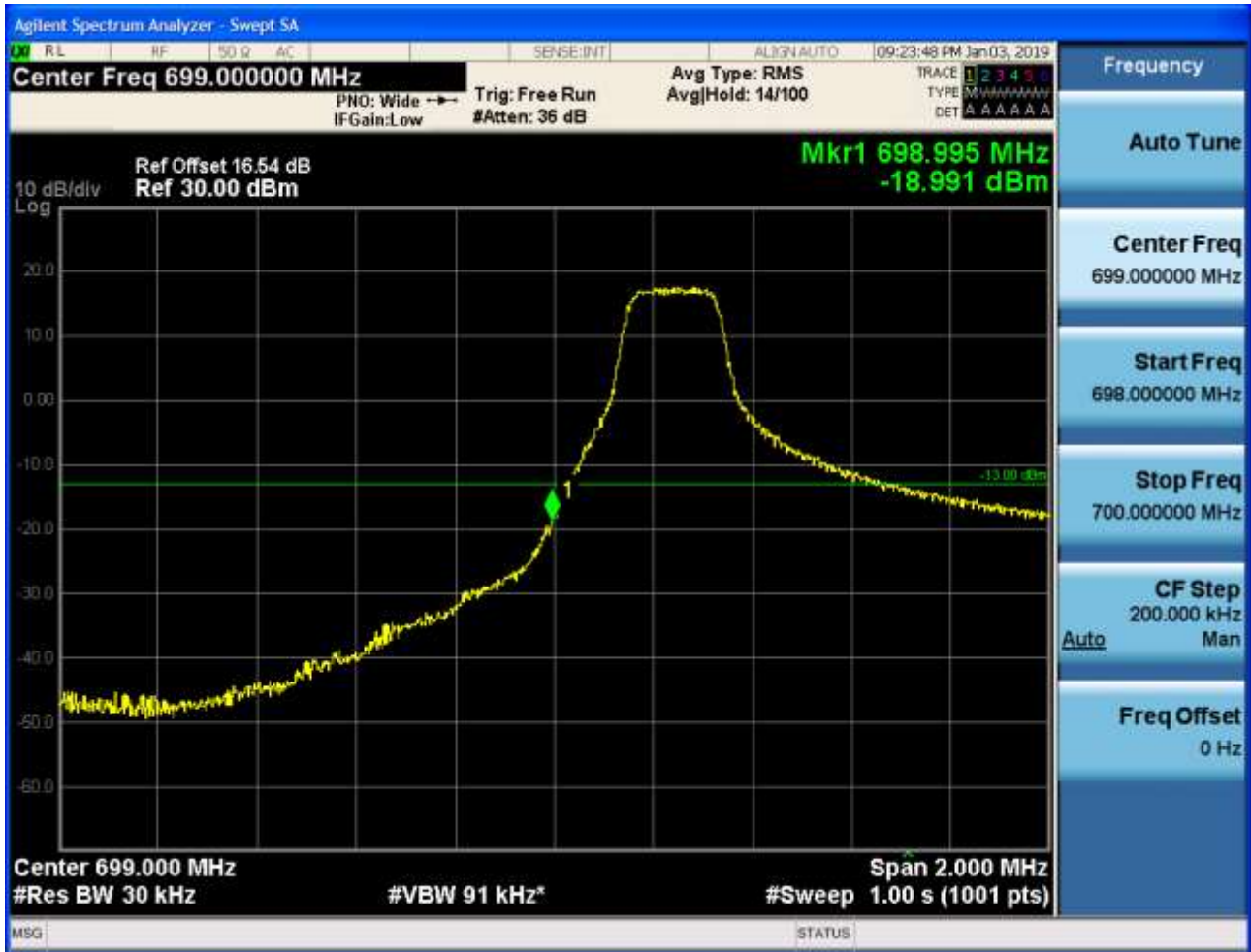
## 5.1.1.2.1.2.4 Test RB = RB6#0



## 5.1.1.2.2 Test Bandwidth = 3

## 5.1.1.2.2.1 Test Channel = LCH

## 5.1.1.2.2.1.1 Test RB = RB1#0





5.1.1.2.2.1.2 Test RB = RB1#14





5.1.1.2.2.1.3 Test RB = RB8#4





5.1.1.2.2.1.4 Test RB = RB15#0



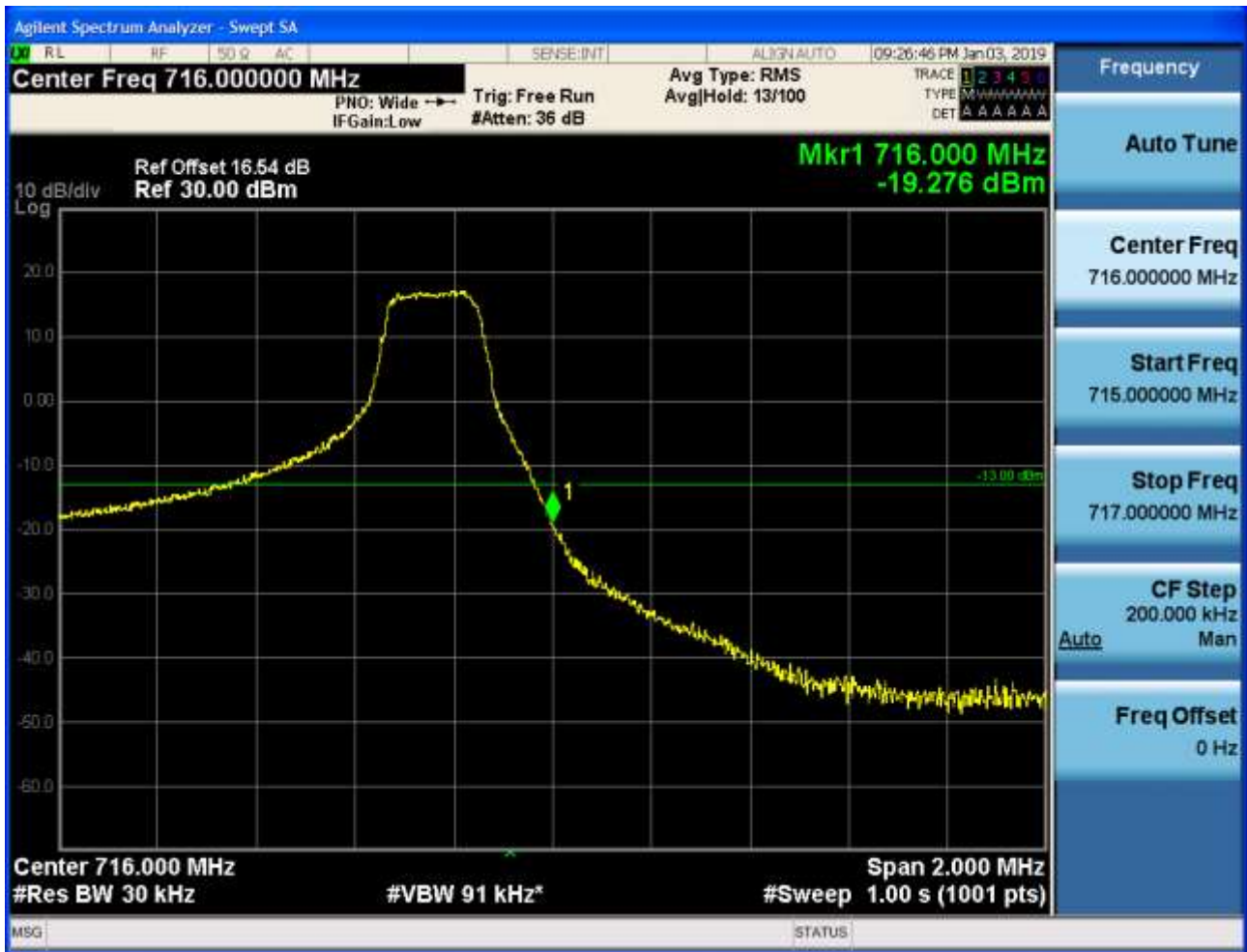
## 5.1.1.2.2 Test Channel = HCH

## 5.1.1.2.2.1 Test RB = RB1#0





## 5.1.1.2.2.2 Test RB = RB1#14

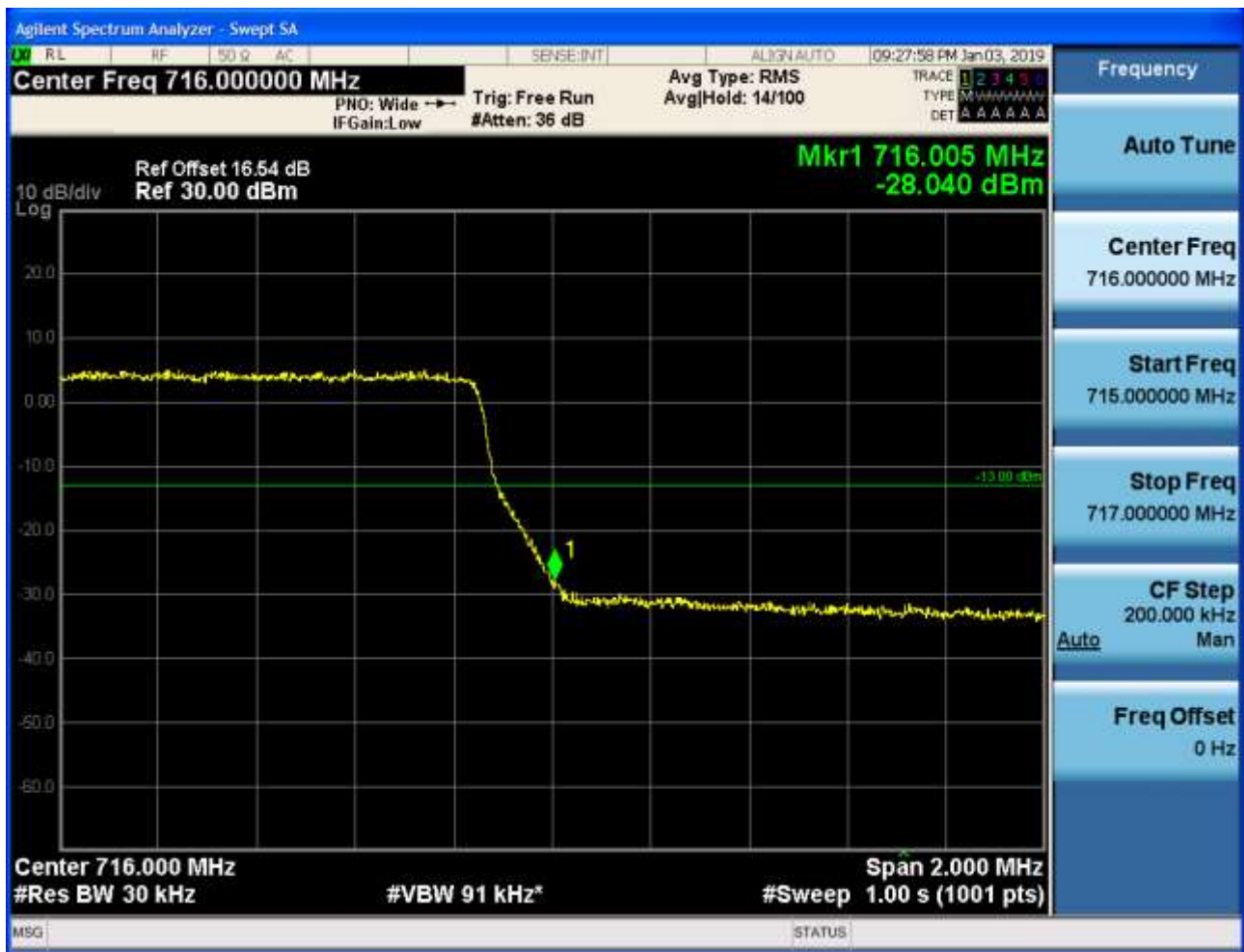




5.1.1.2.2.3 Test RB = RB8#4



## 5.1.1.2.2.4 Test RB = RB15#0



## 5.1.1.2.3 Test Bandwidth = 5

## 5.1.1.2.3.1 Test Channel = LCH

## 5.1.1.2.3.1.1 Test RB = RB1#0

