



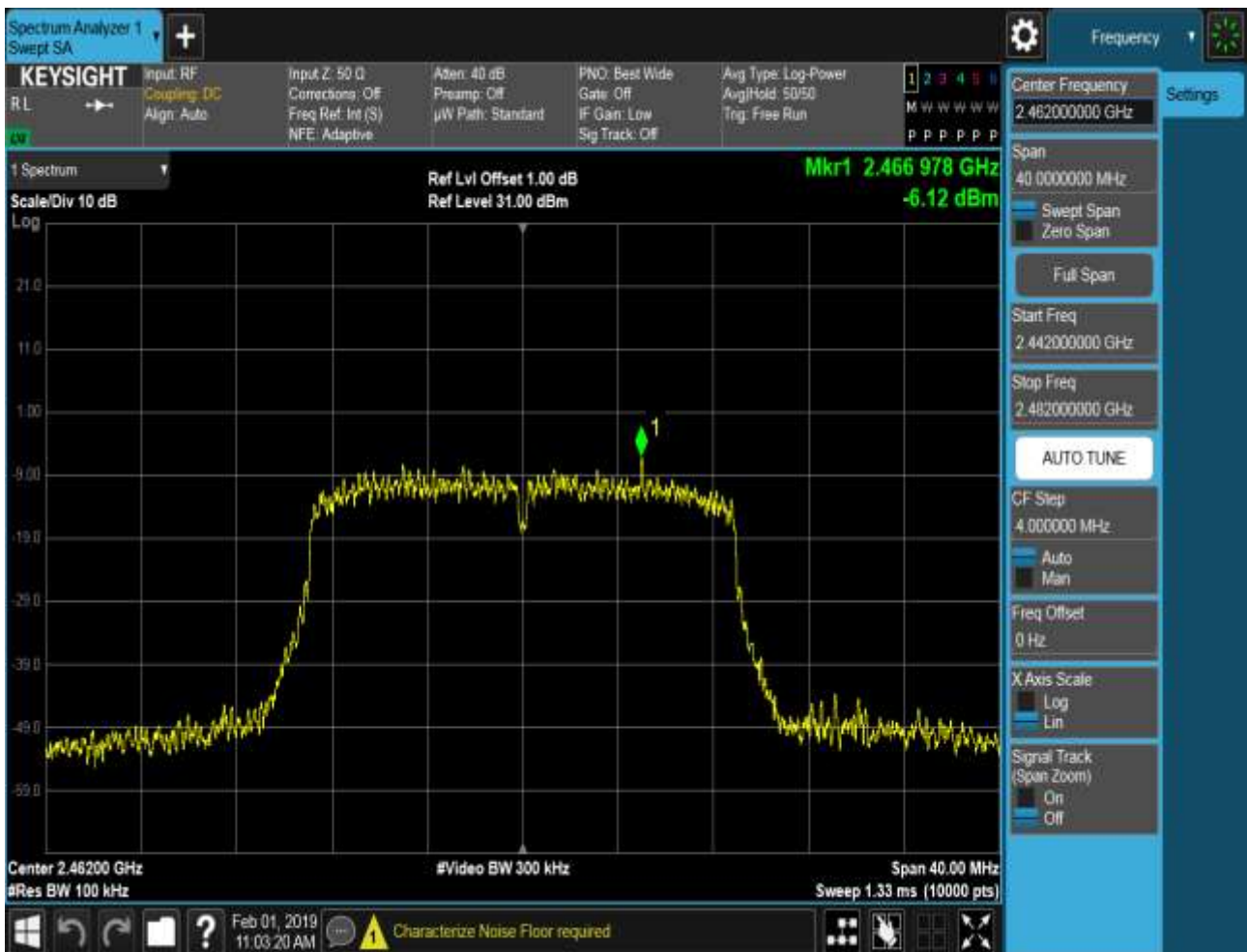






## 1.68 11N20MIMO\_Ant2\_2462

Pref:



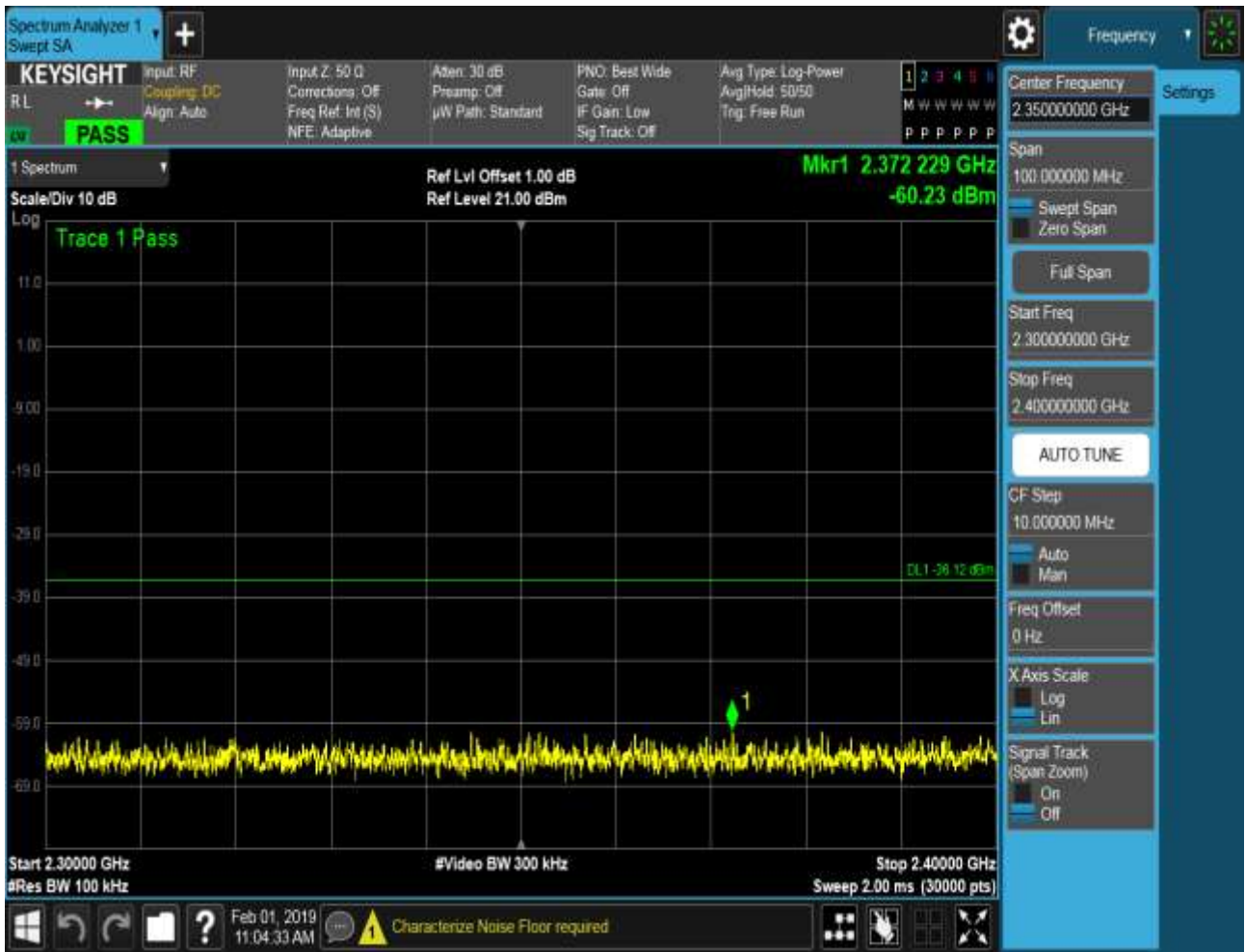
P<sub>uw</sub>:



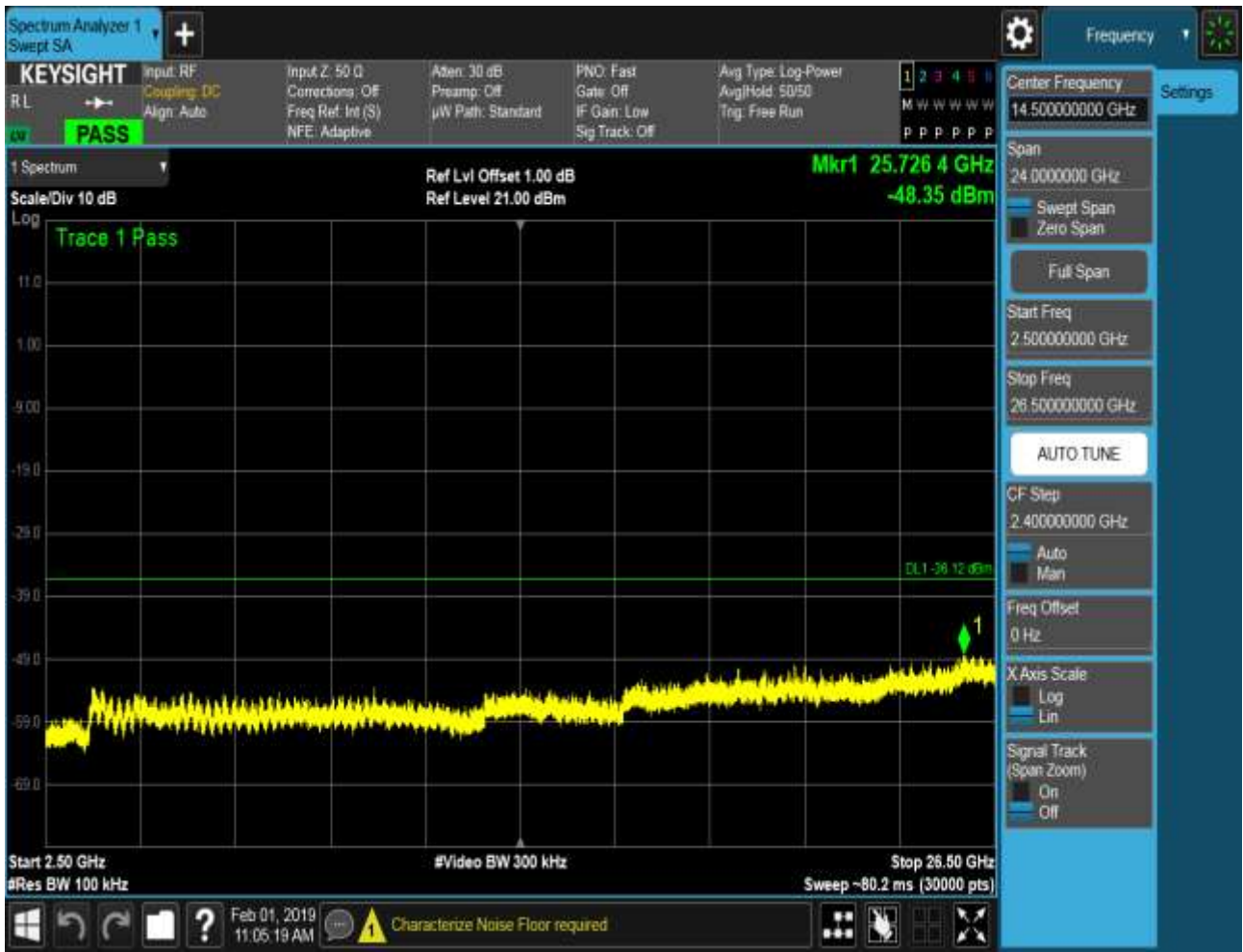






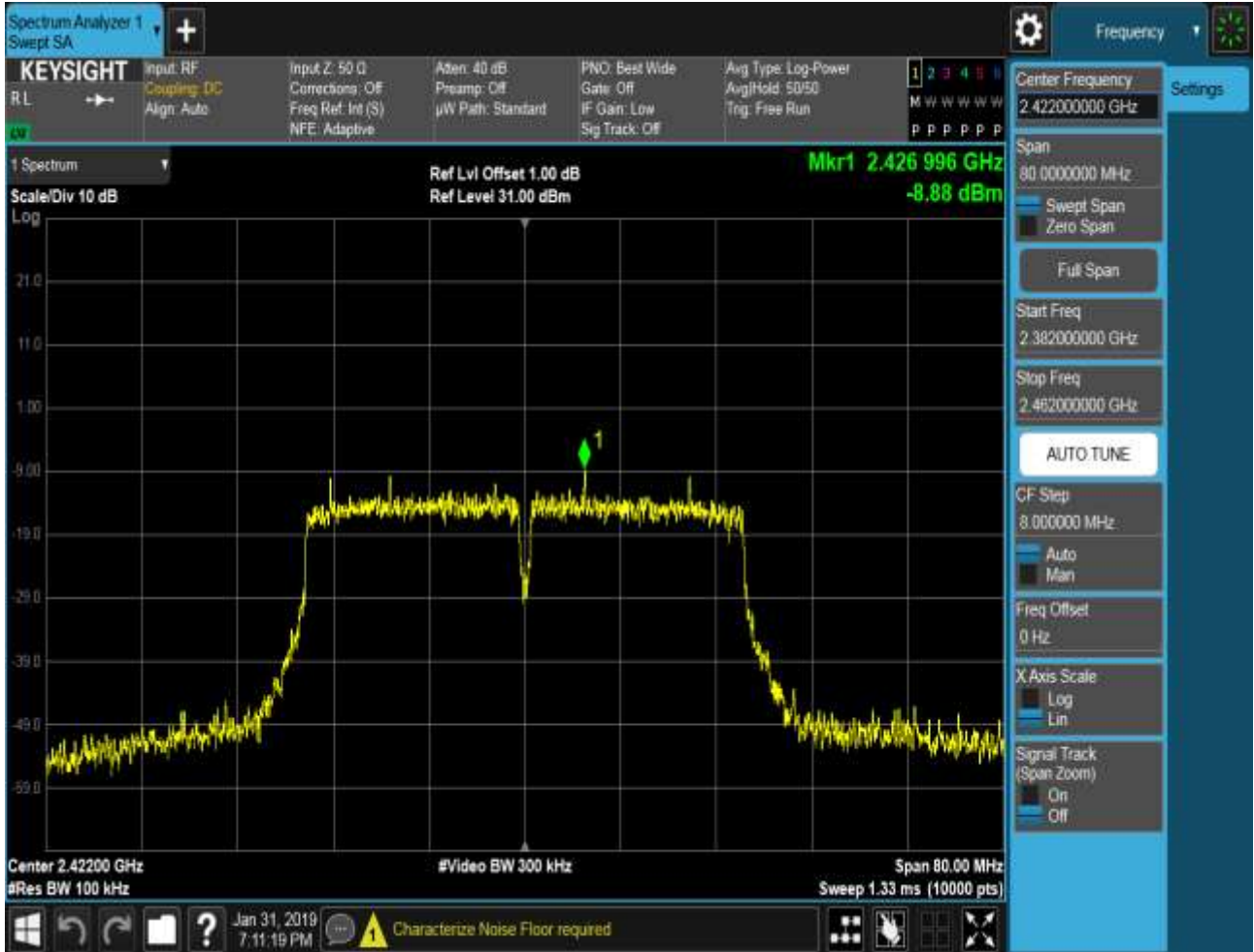






## 1.69 11N40MIMO\_Ant1\_2422

Pref:



P<sub>uw</sub>:









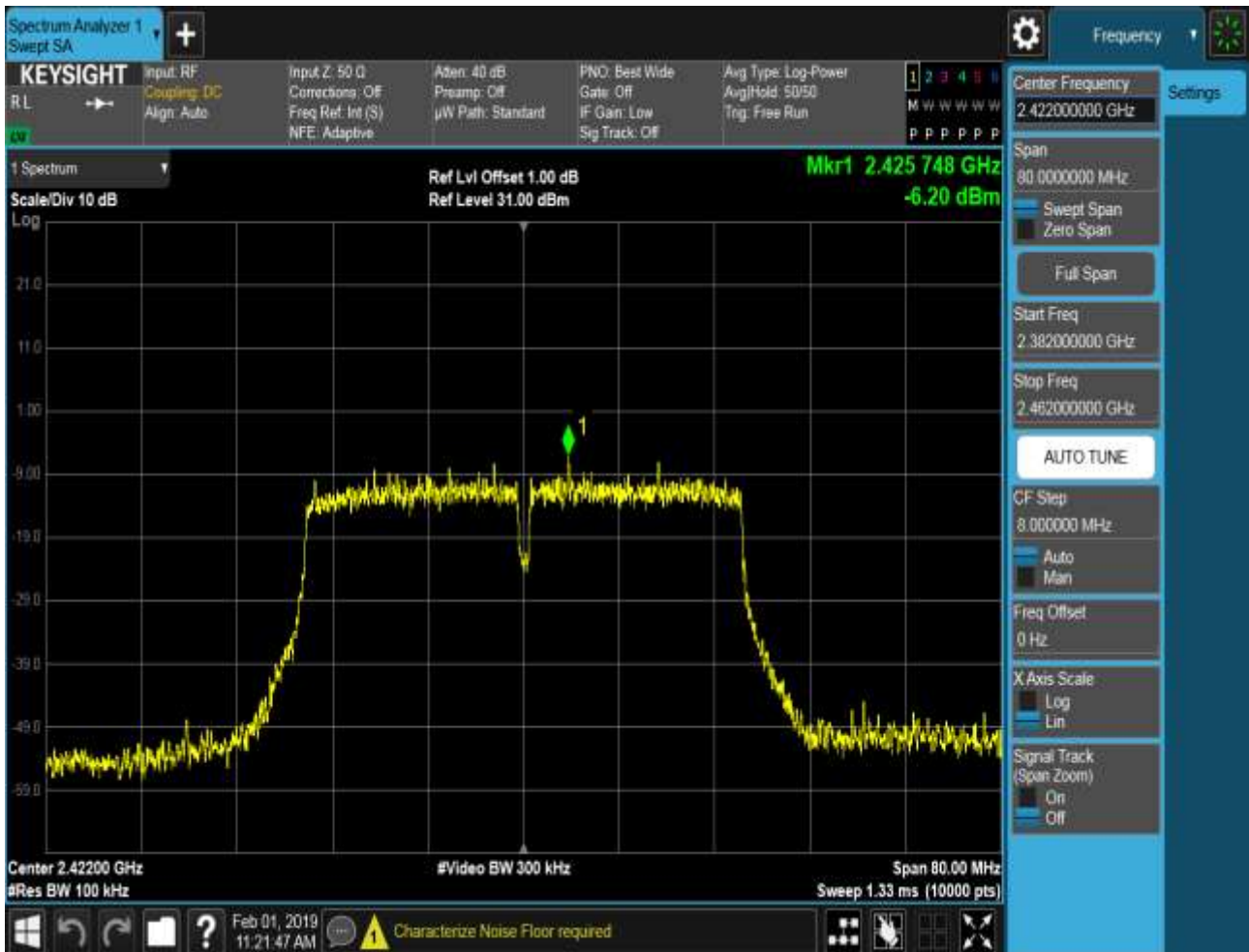






## 1.70 11N40MIMO\_Ant2\_2422

Pref:



P<sub>uw</sub>:









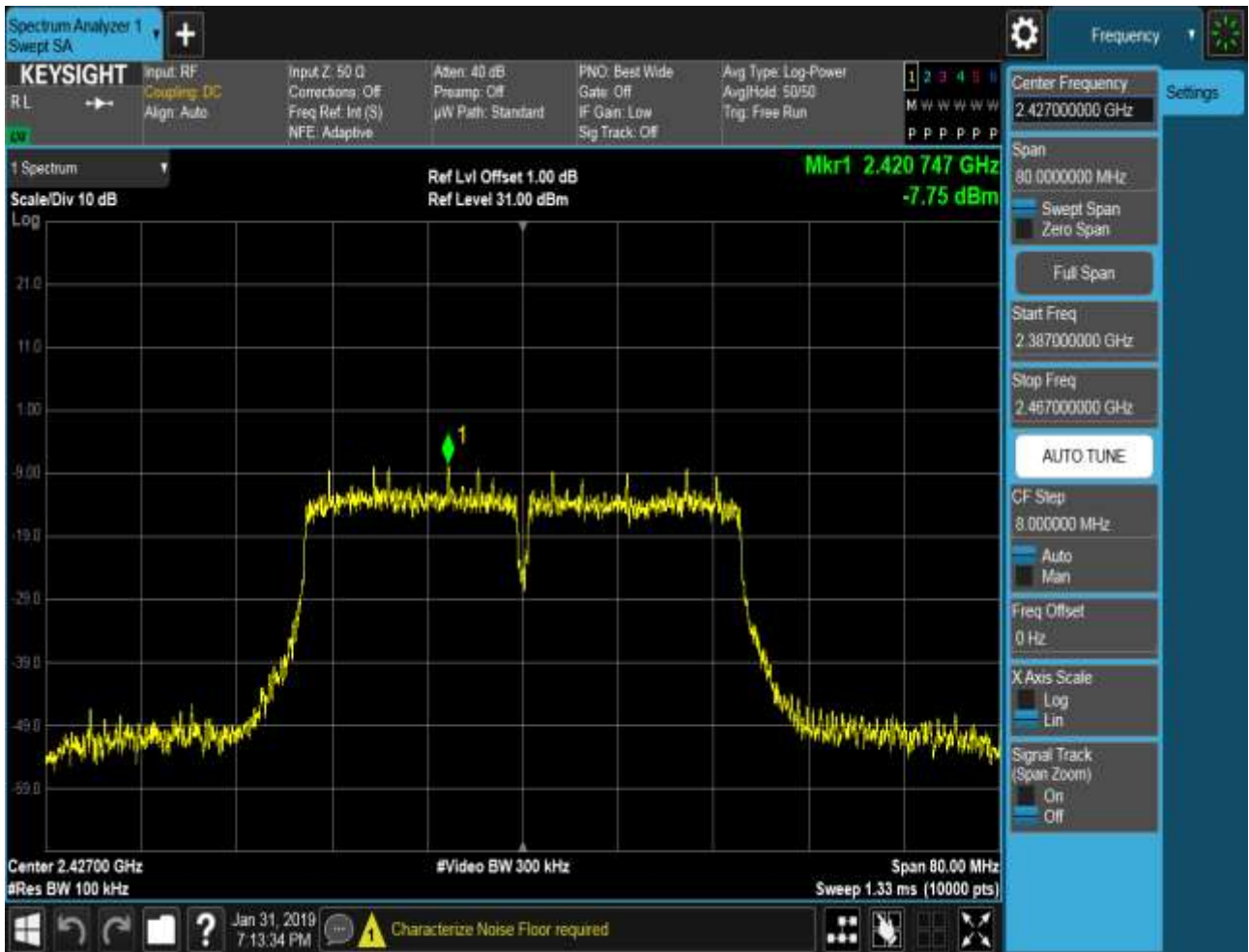






### 1.71 11N40MIMO\_Ant1\_2427

**Pref:**



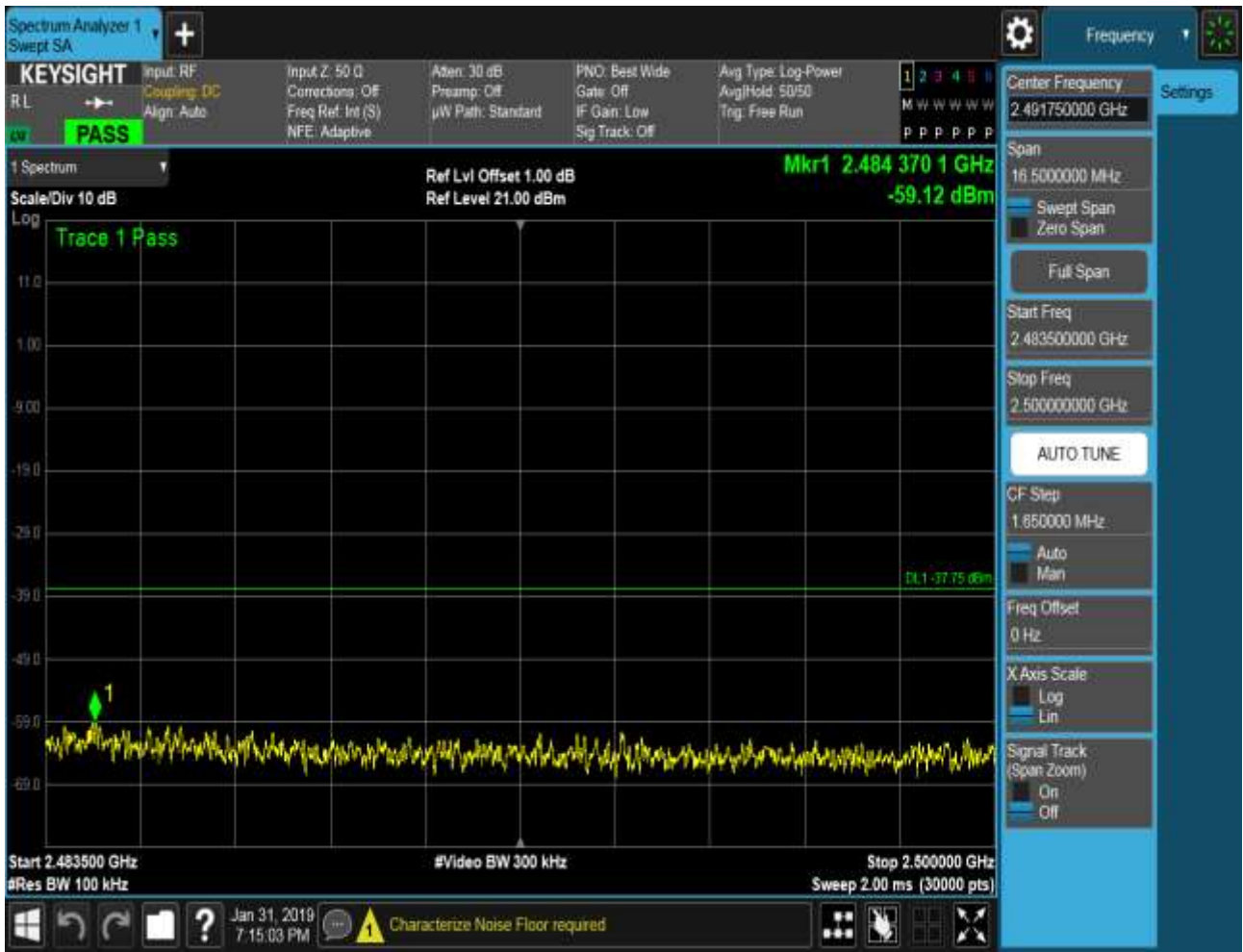
P<sub>uw</sub>:









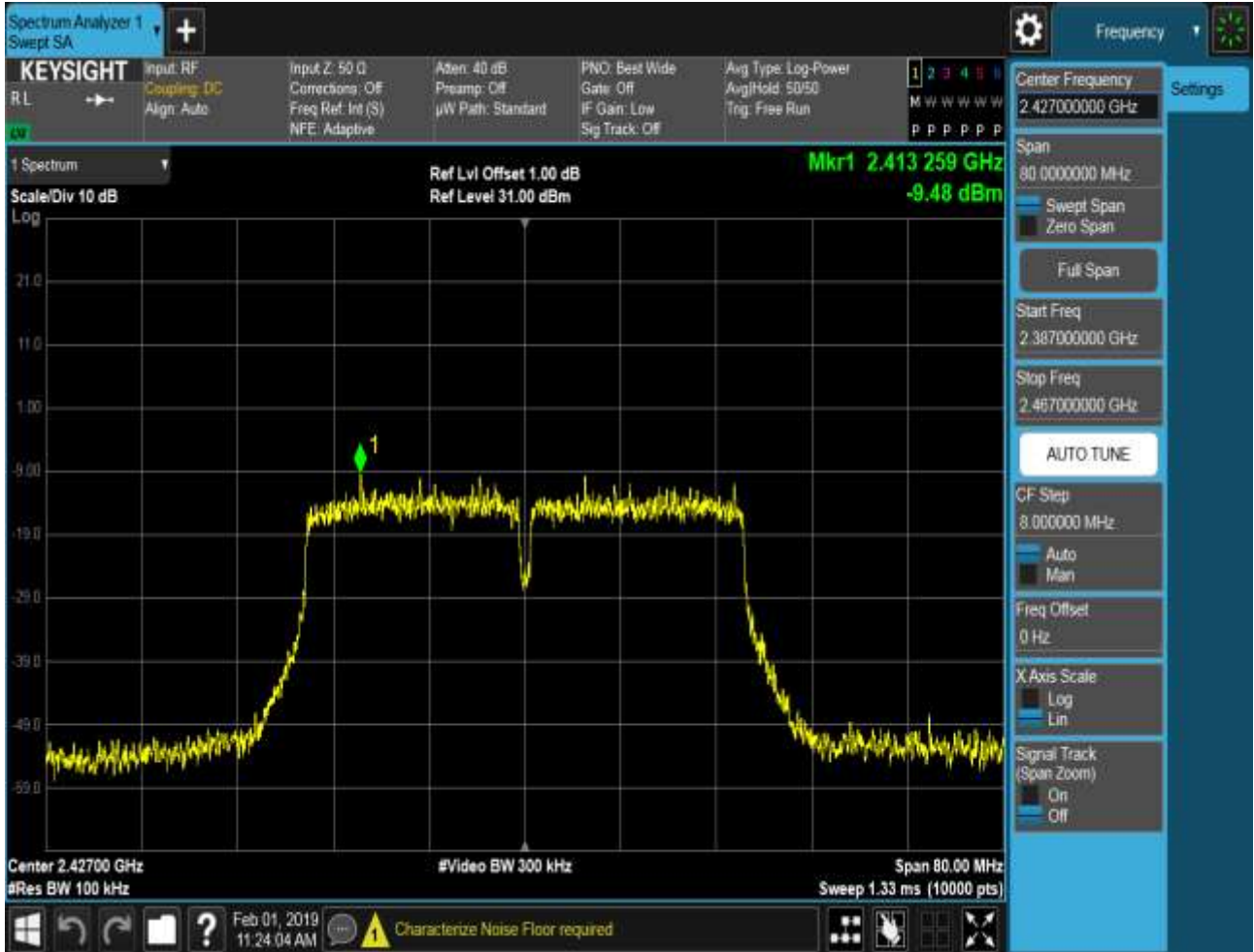






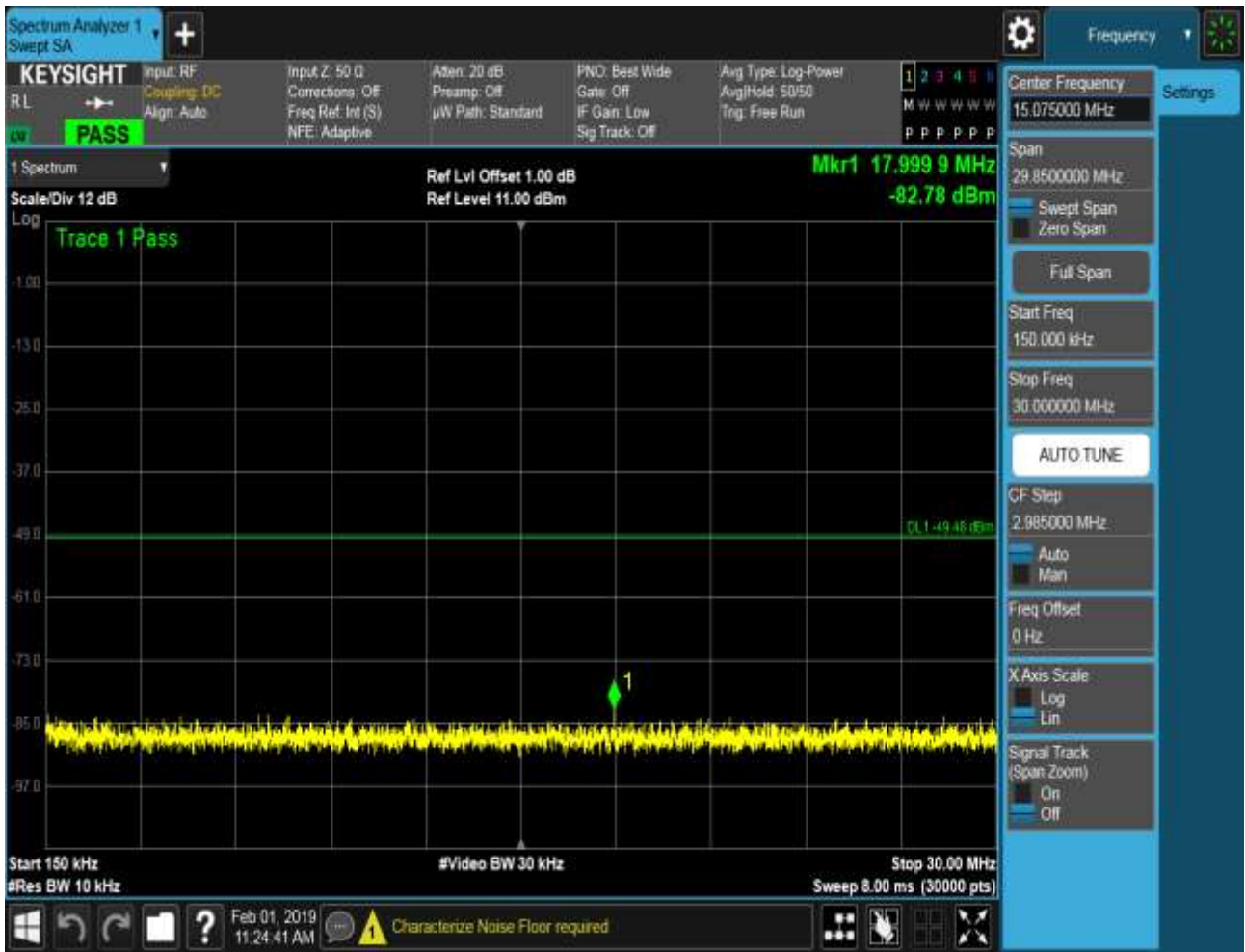
## 1.72 11N40MIMO\_Ant2\_2427

Pref:

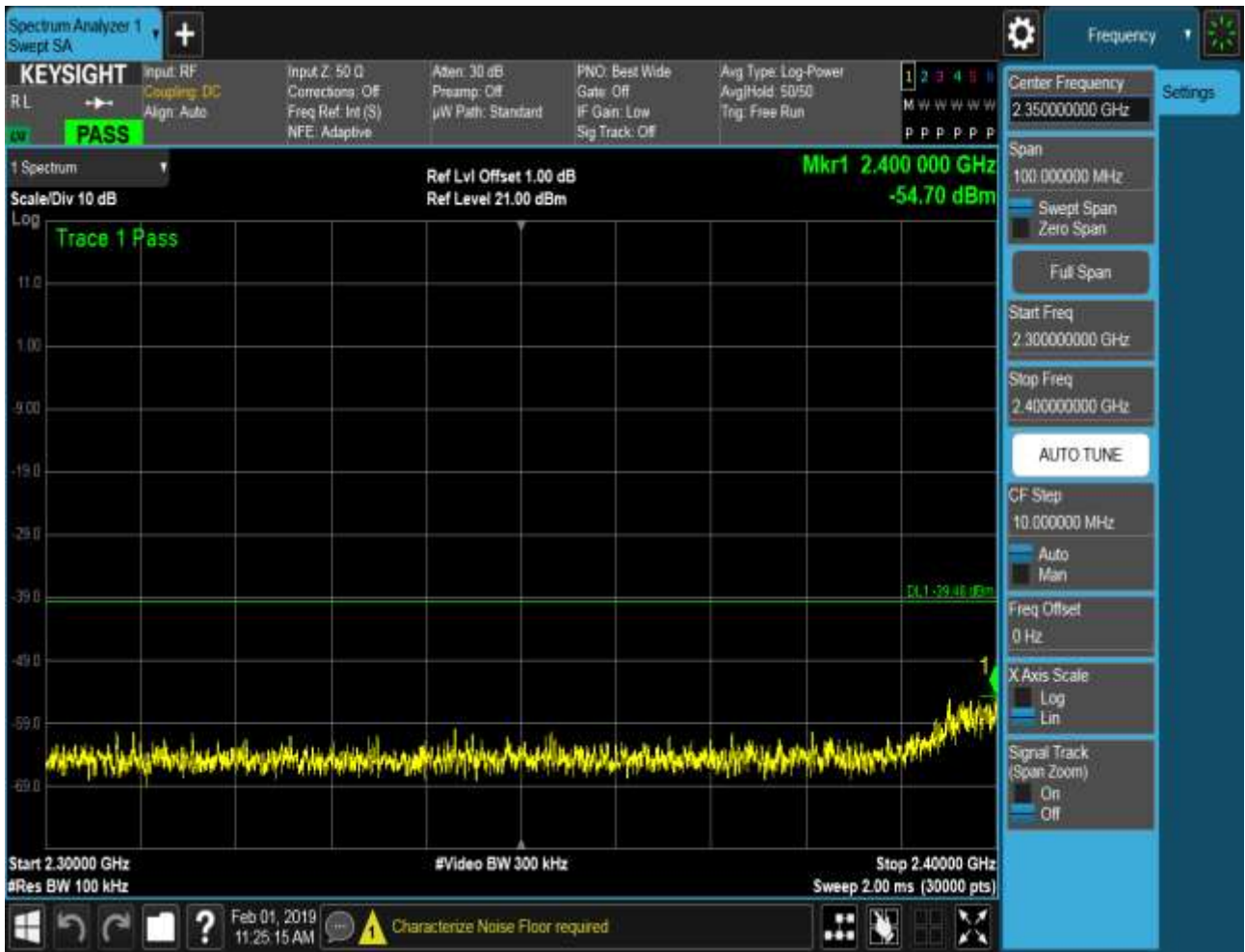


P<sub>uw</sub>:







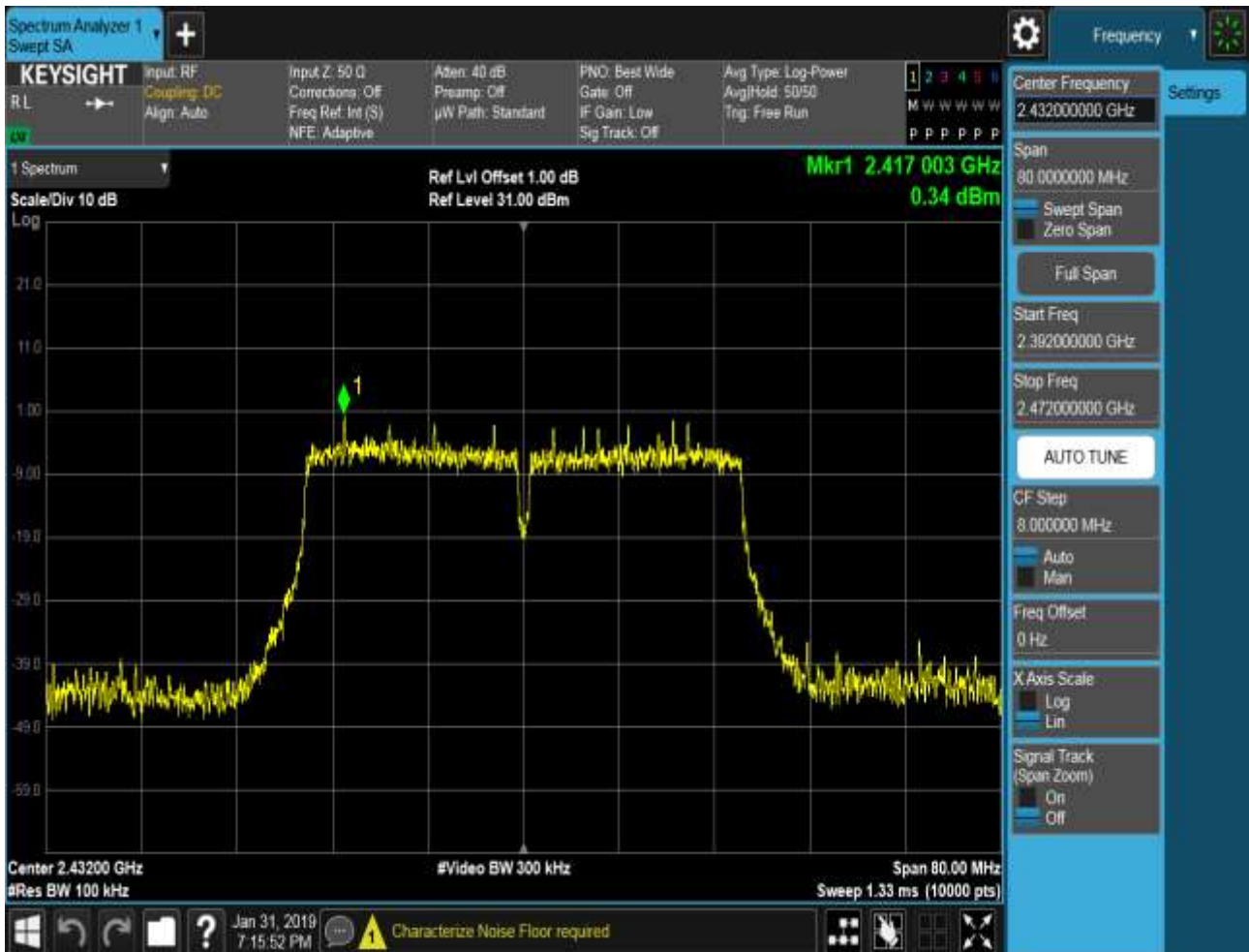






## 1.73 11N40MIMO\_Ant1\_2432

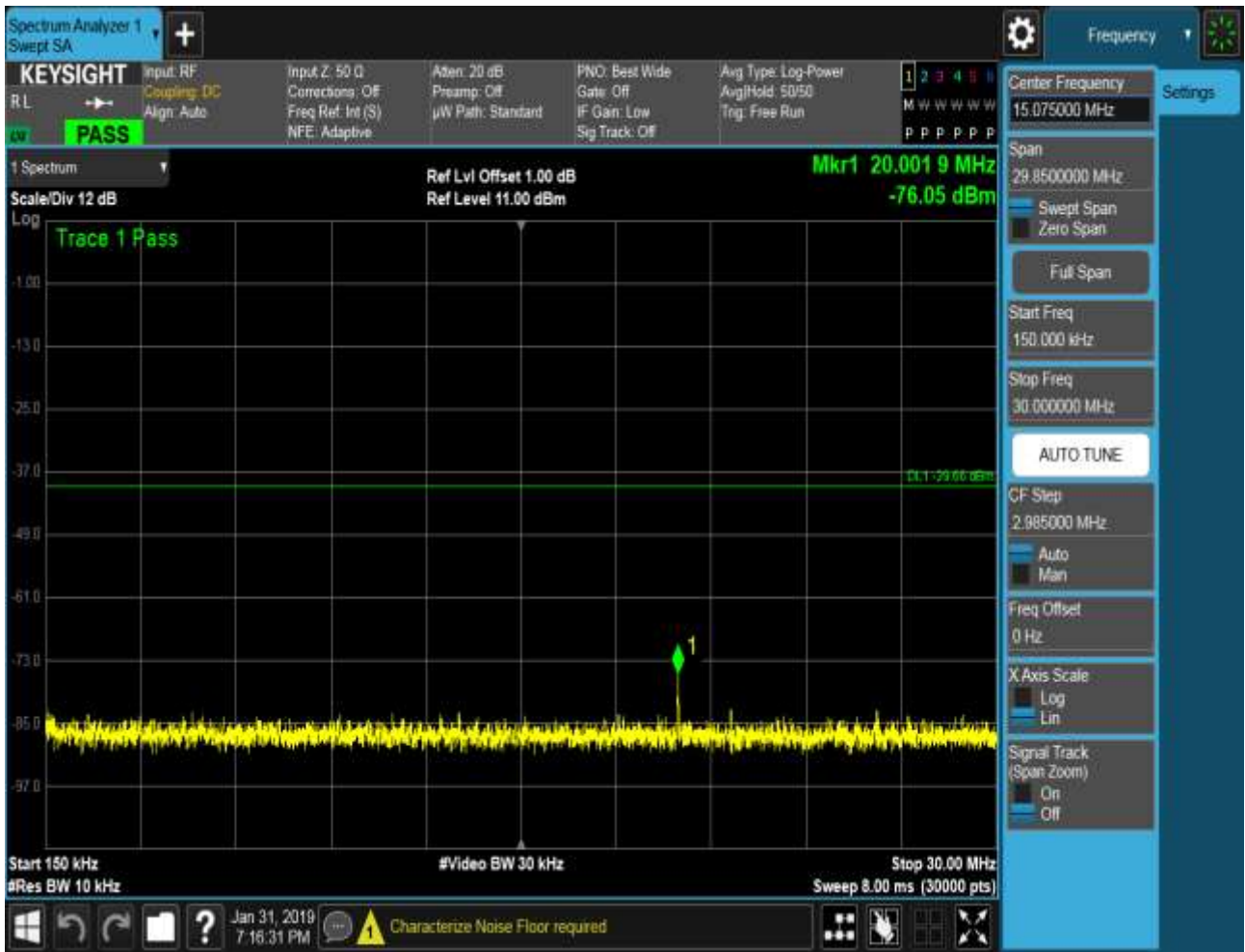
Pref:





P<sub>uw</sub>:







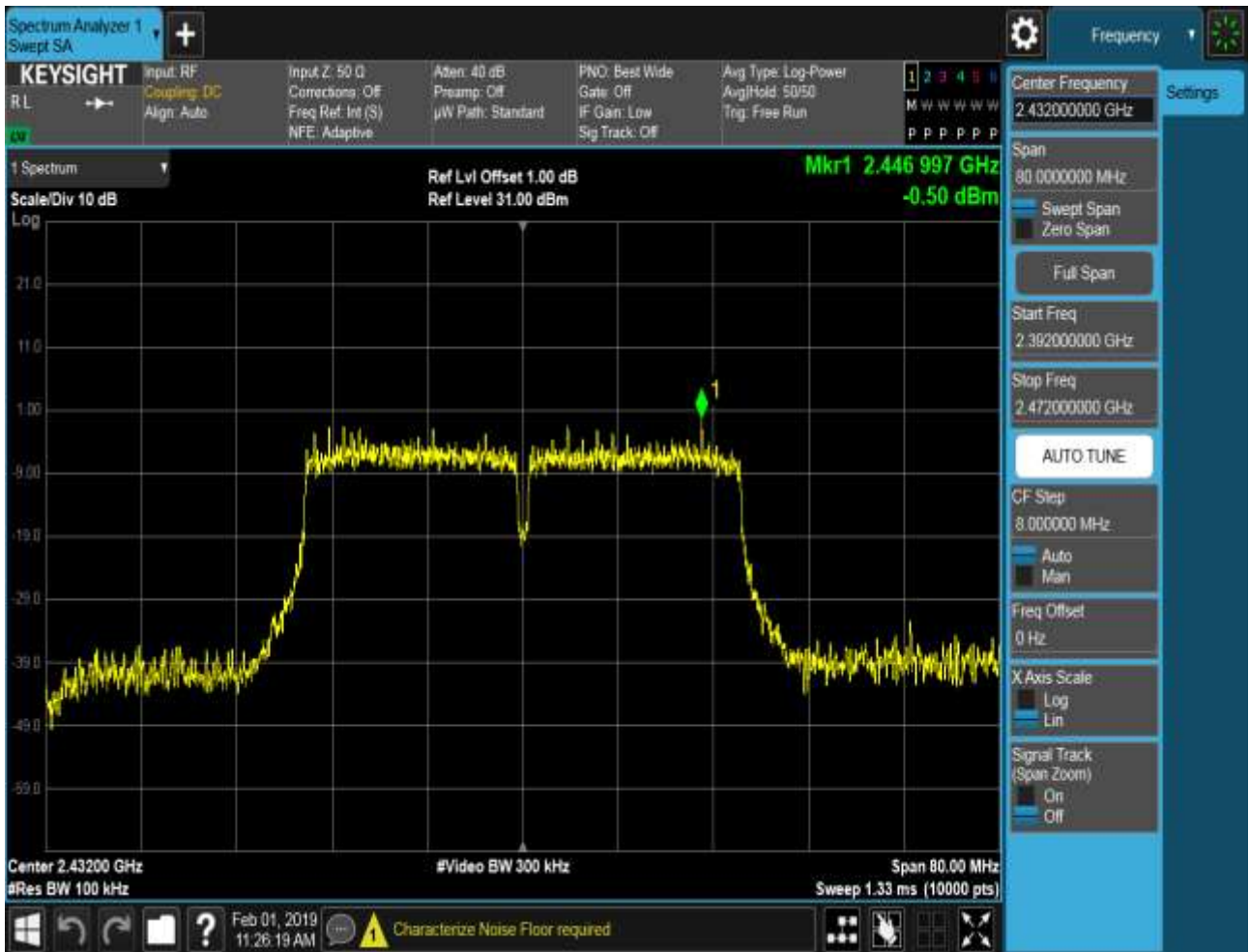






## 1.74 11N40MIMO\_Ant2\_2432

Pref:



P<sub>uw</sub>:









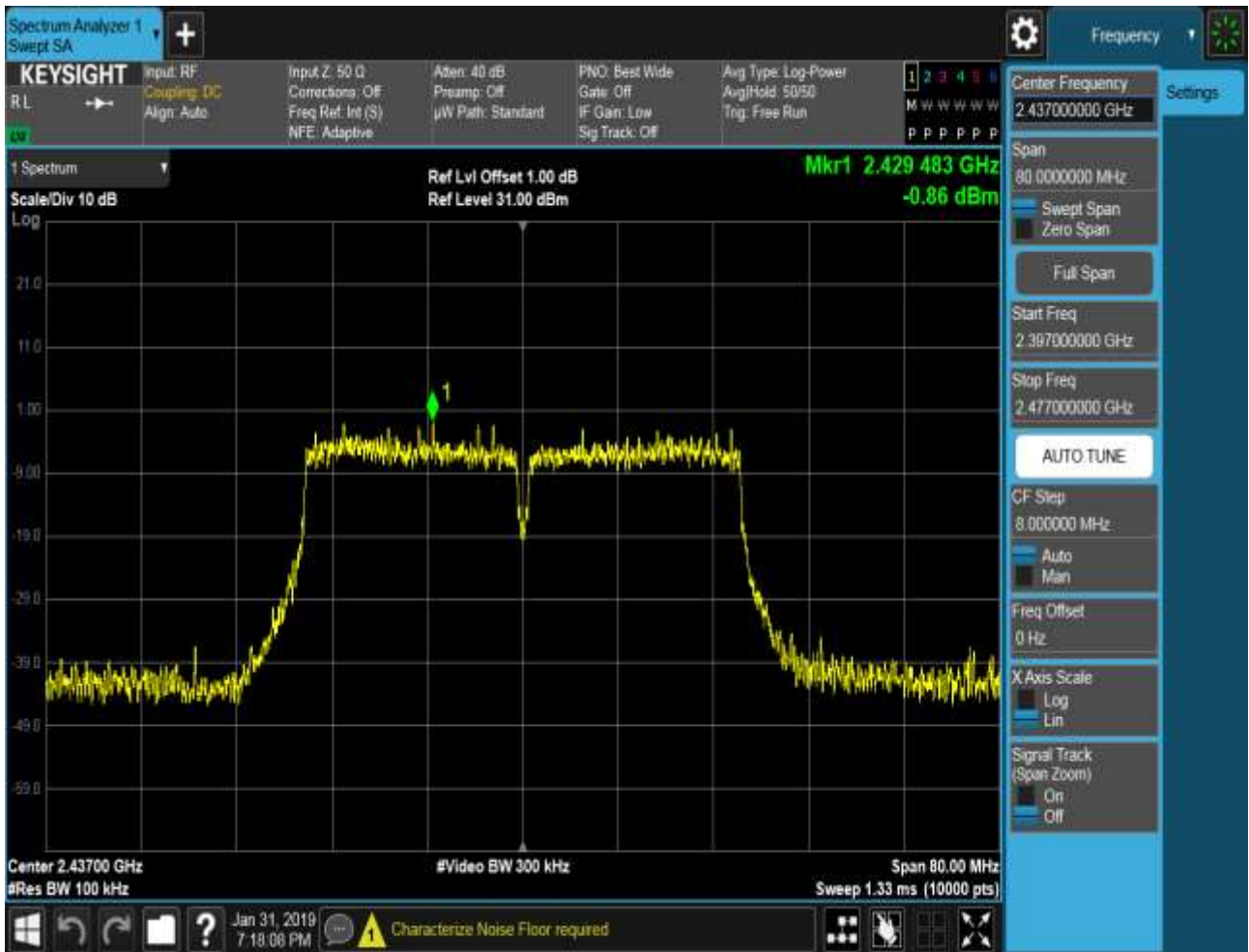






## 1.75 11N40MIMO\_Ant1\_2437

Pref:



P<sub>uw</sub>:









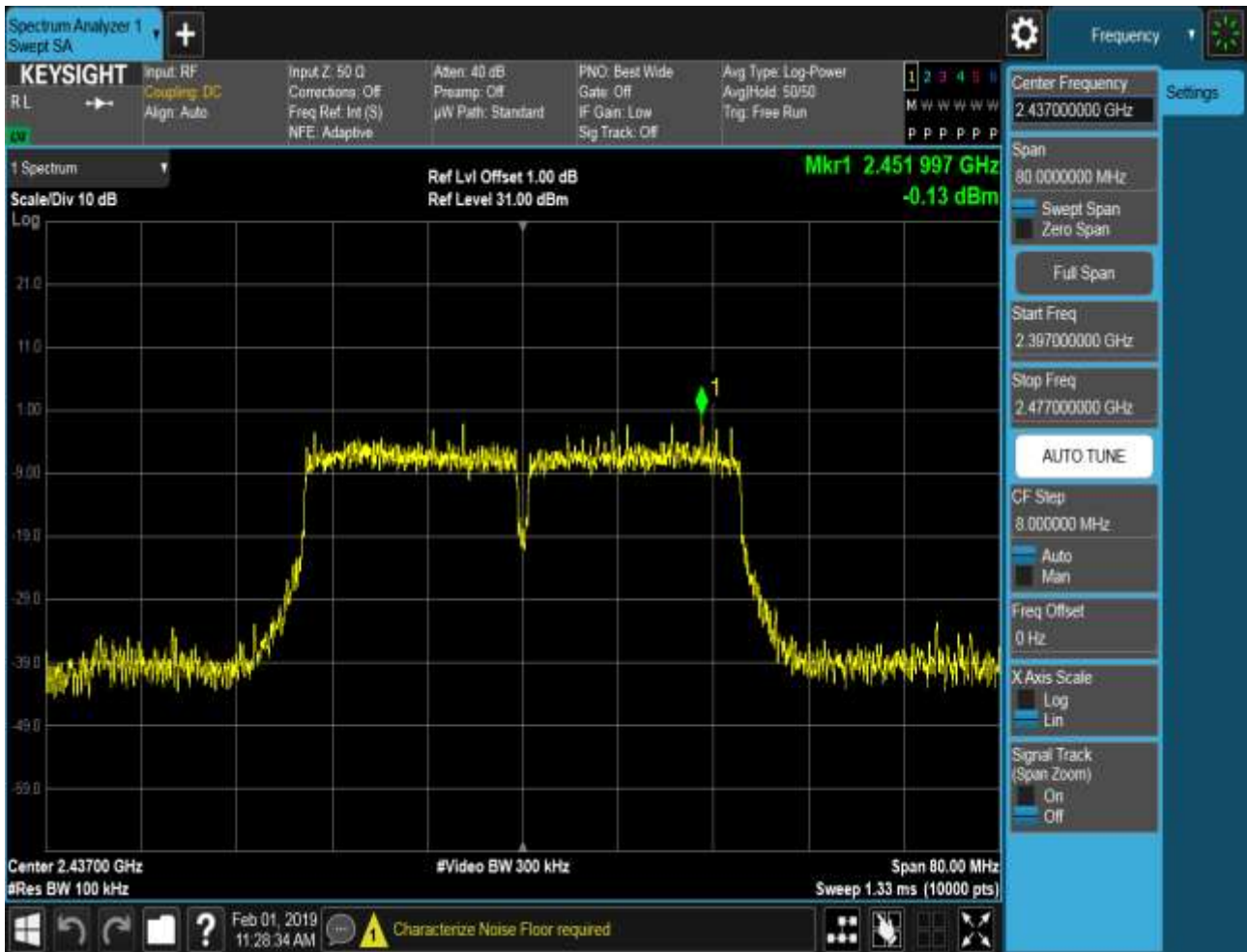






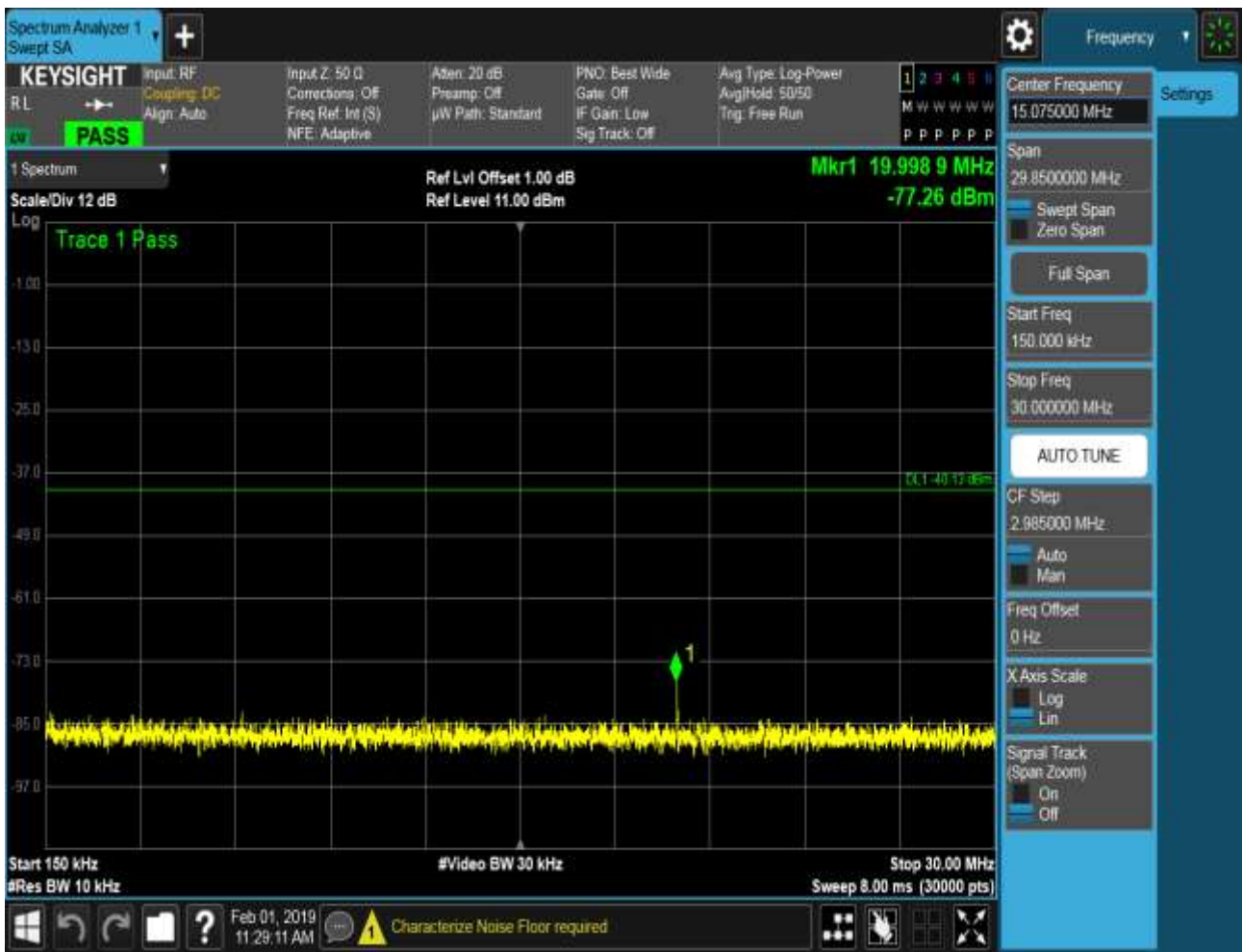
## 1.76 11N40MIMO\_Ant2\_2437

Pref:



P<sub>uw</sub>:



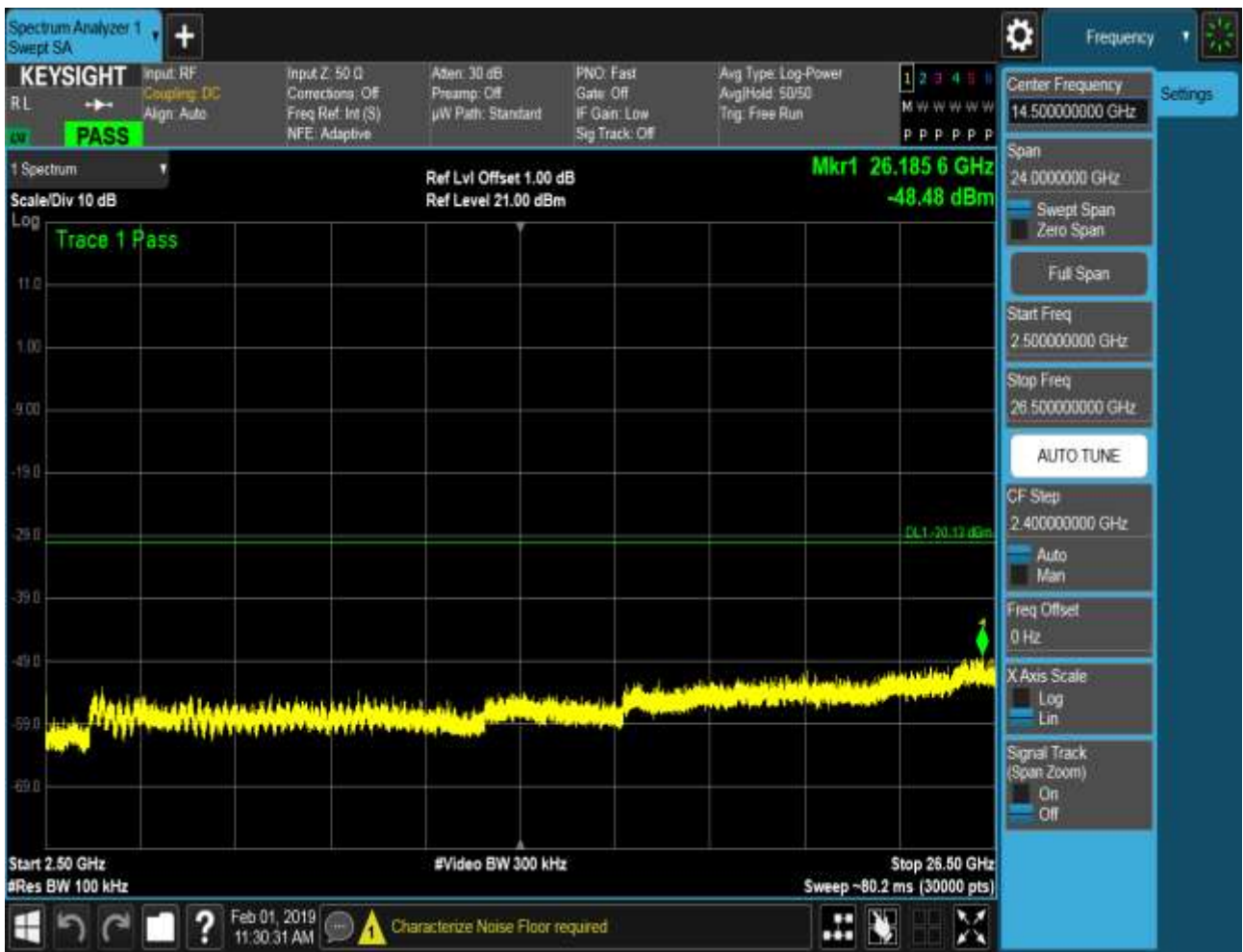






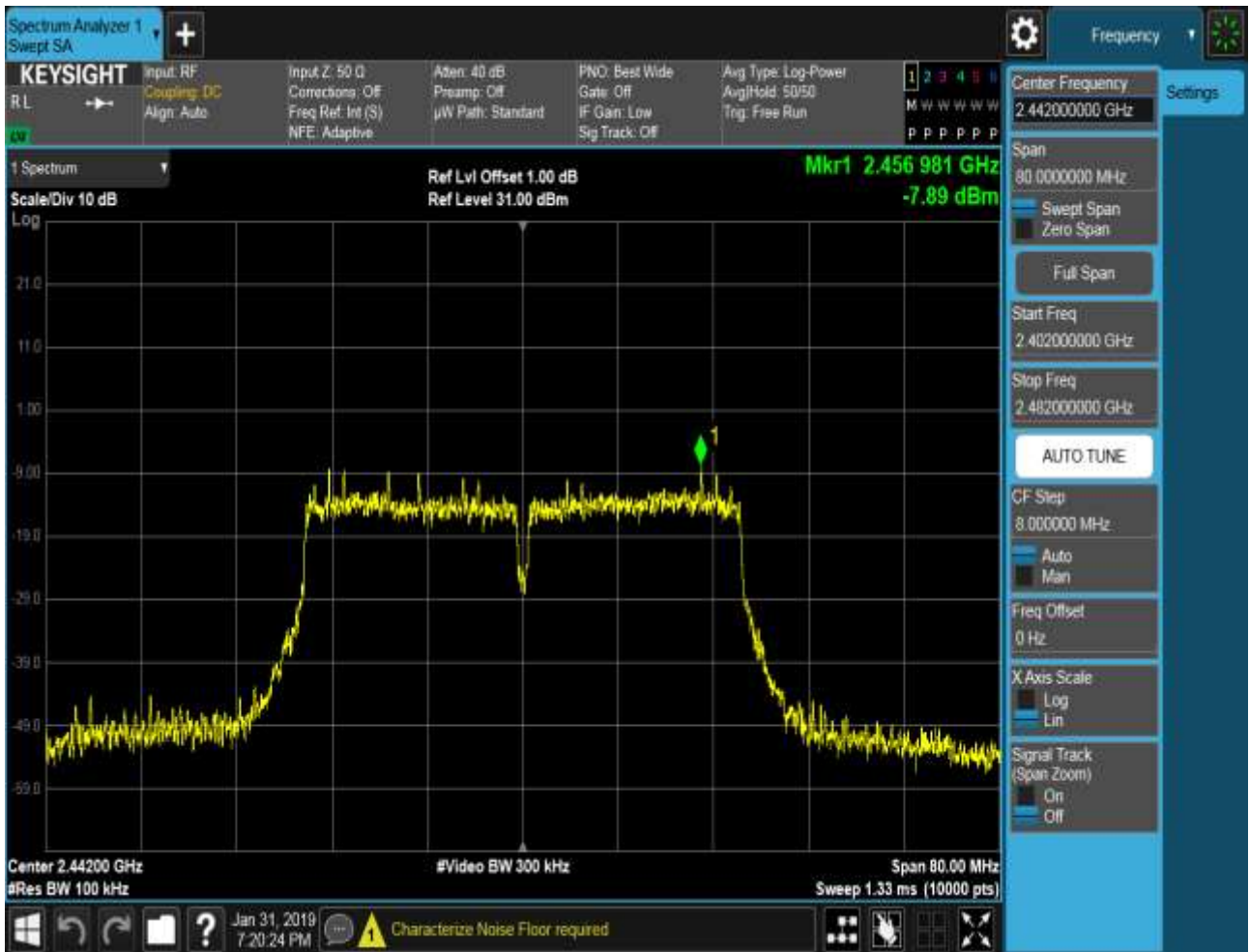






1.77 11N40MIMO\_Ant1\_2442

Pref:

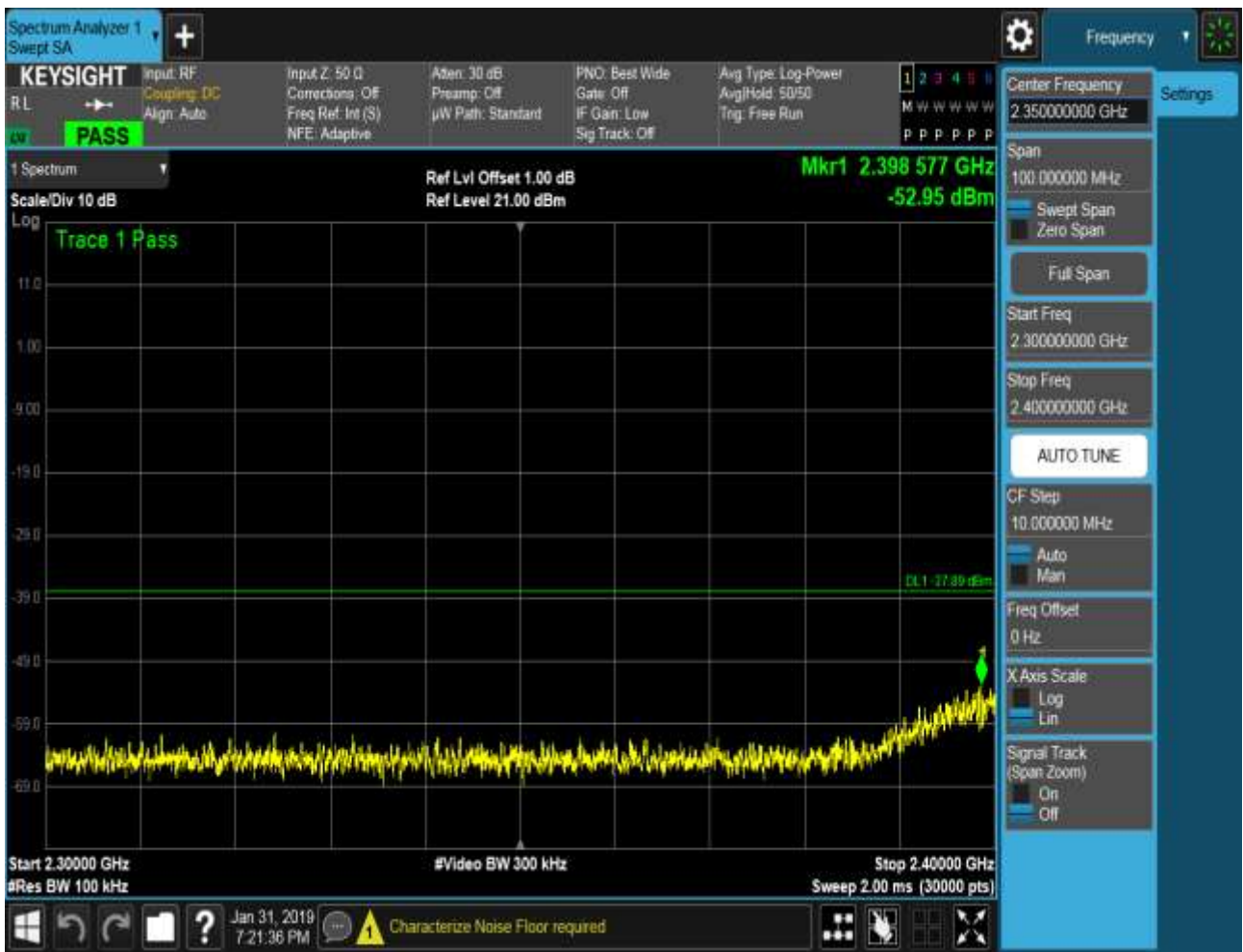


P<sub>uw</sub>:

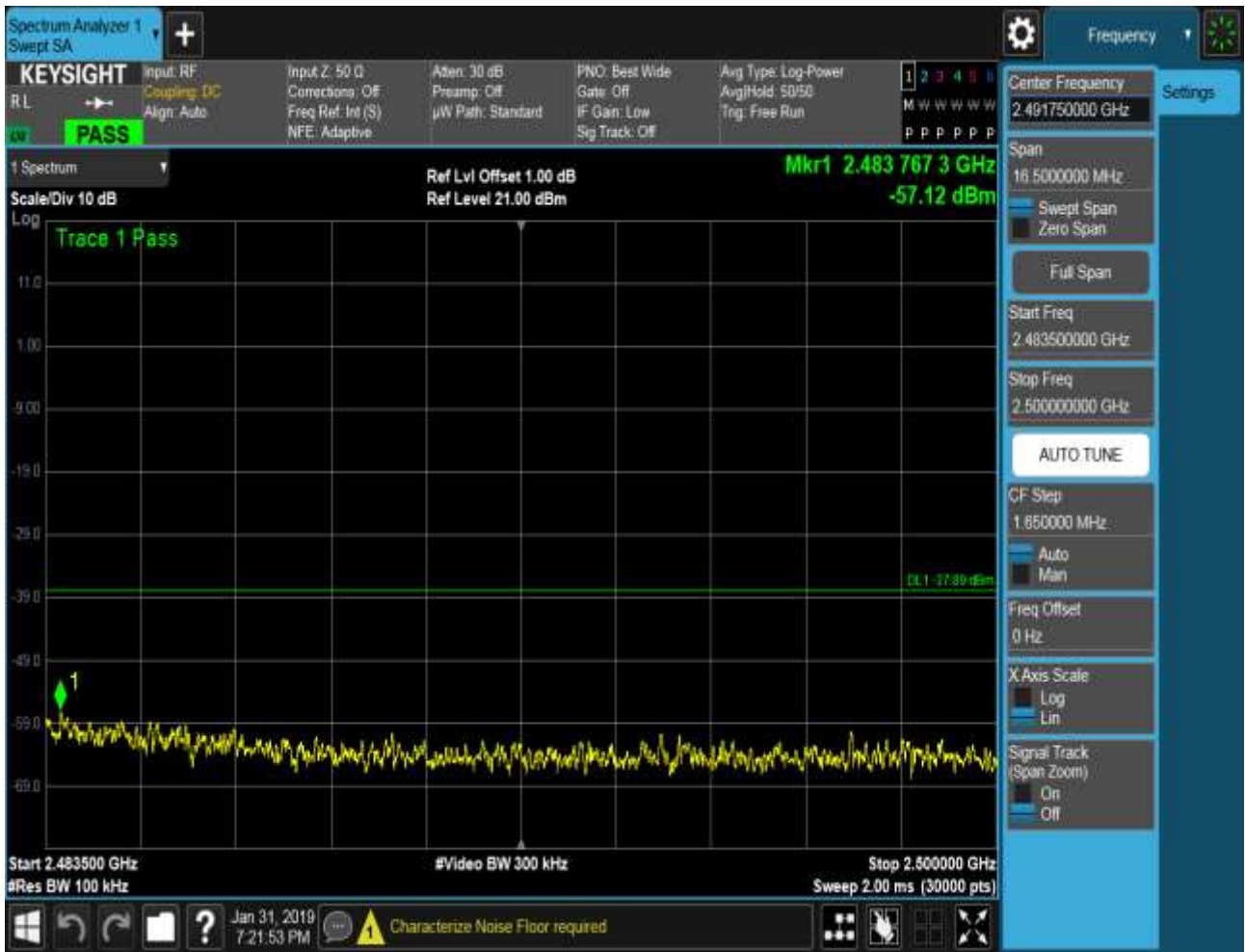








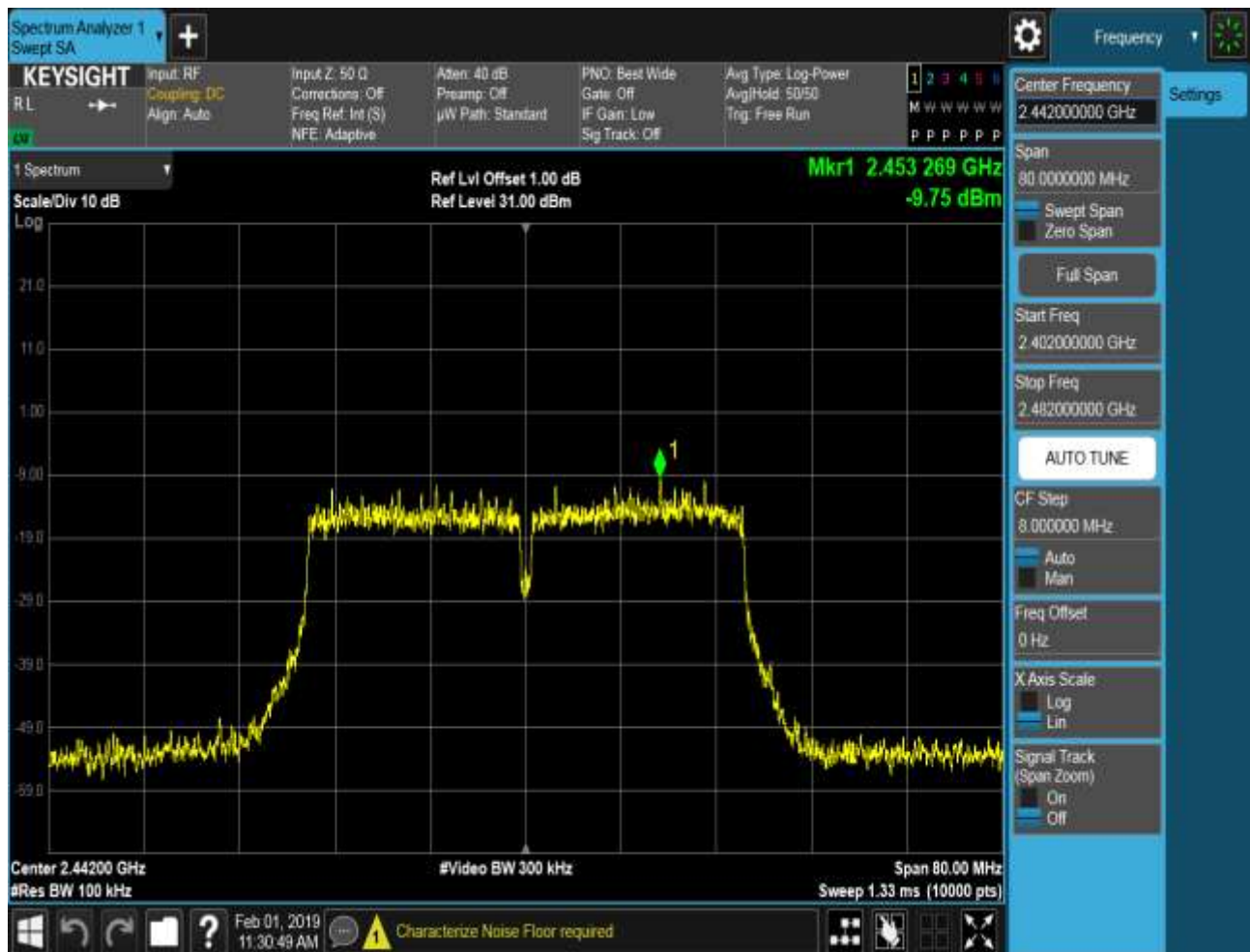






## 1.78 11N40MIMO\_Ant2\_2442

Pref:



P<sub>uw</sub>:









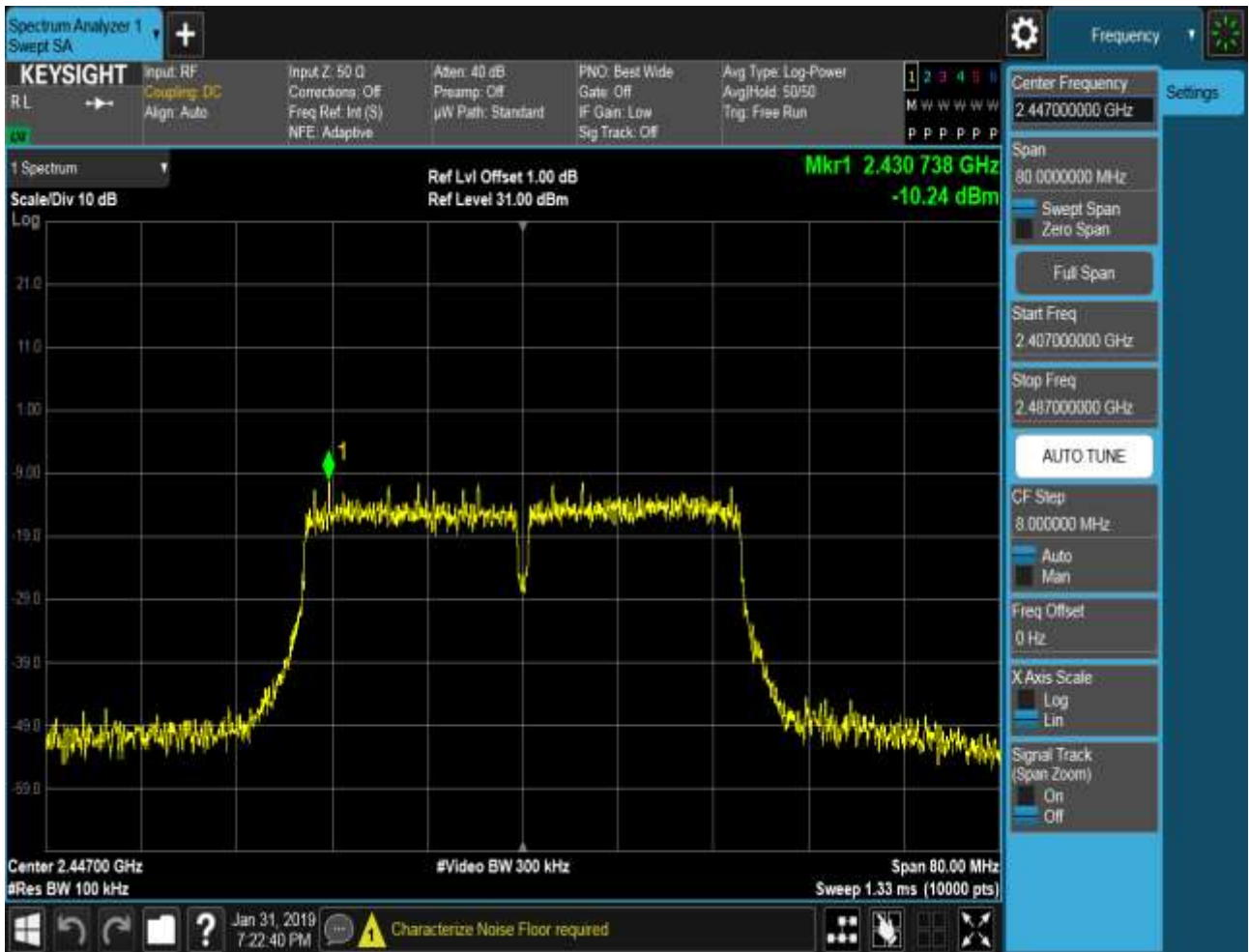




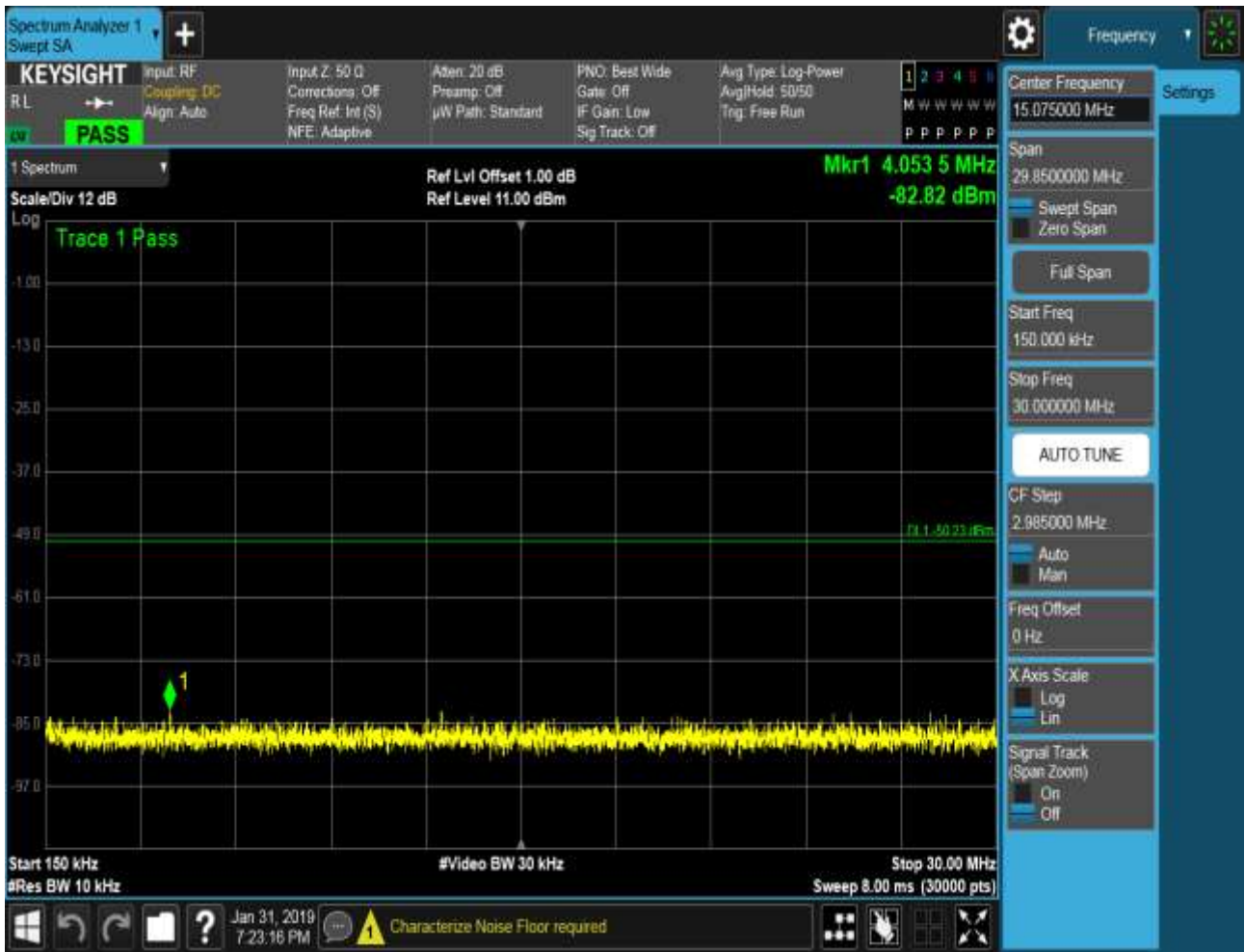


1.79 11N40MIMO\_Ant1\_2447

Pref:



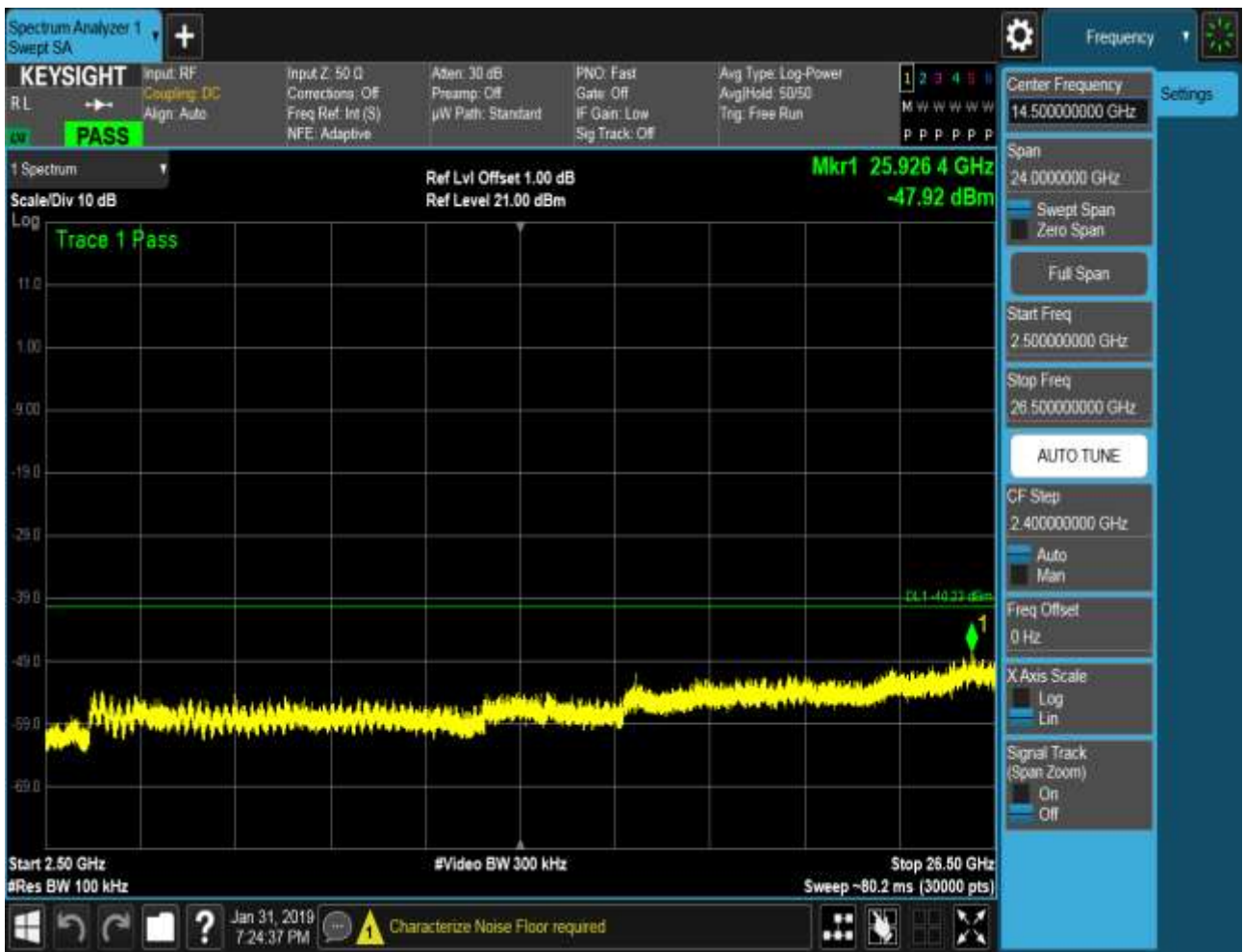
**P<sub>uw</sub>:**







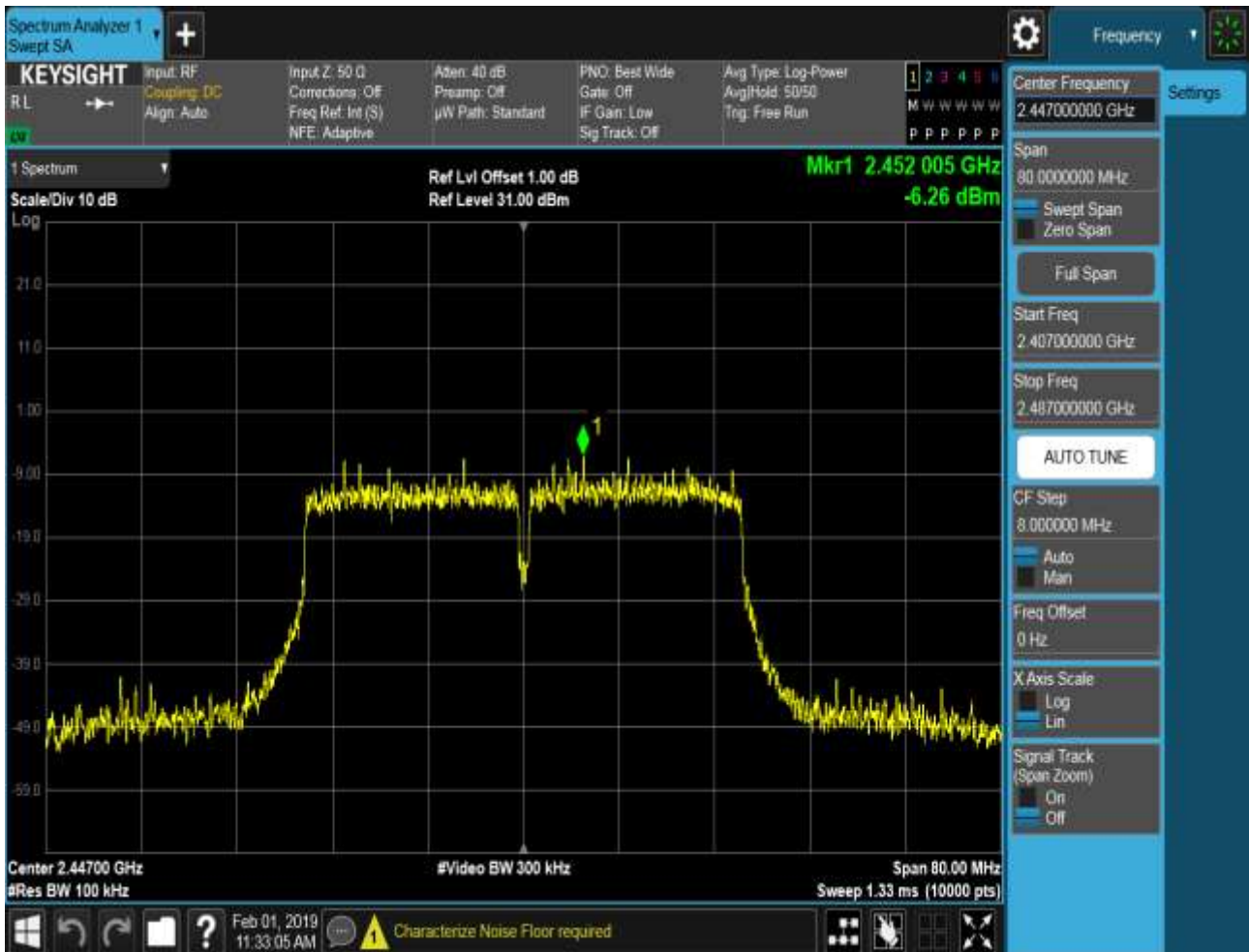






## 1.80 11N40MIMO\_Ant2\_2447

Pref:

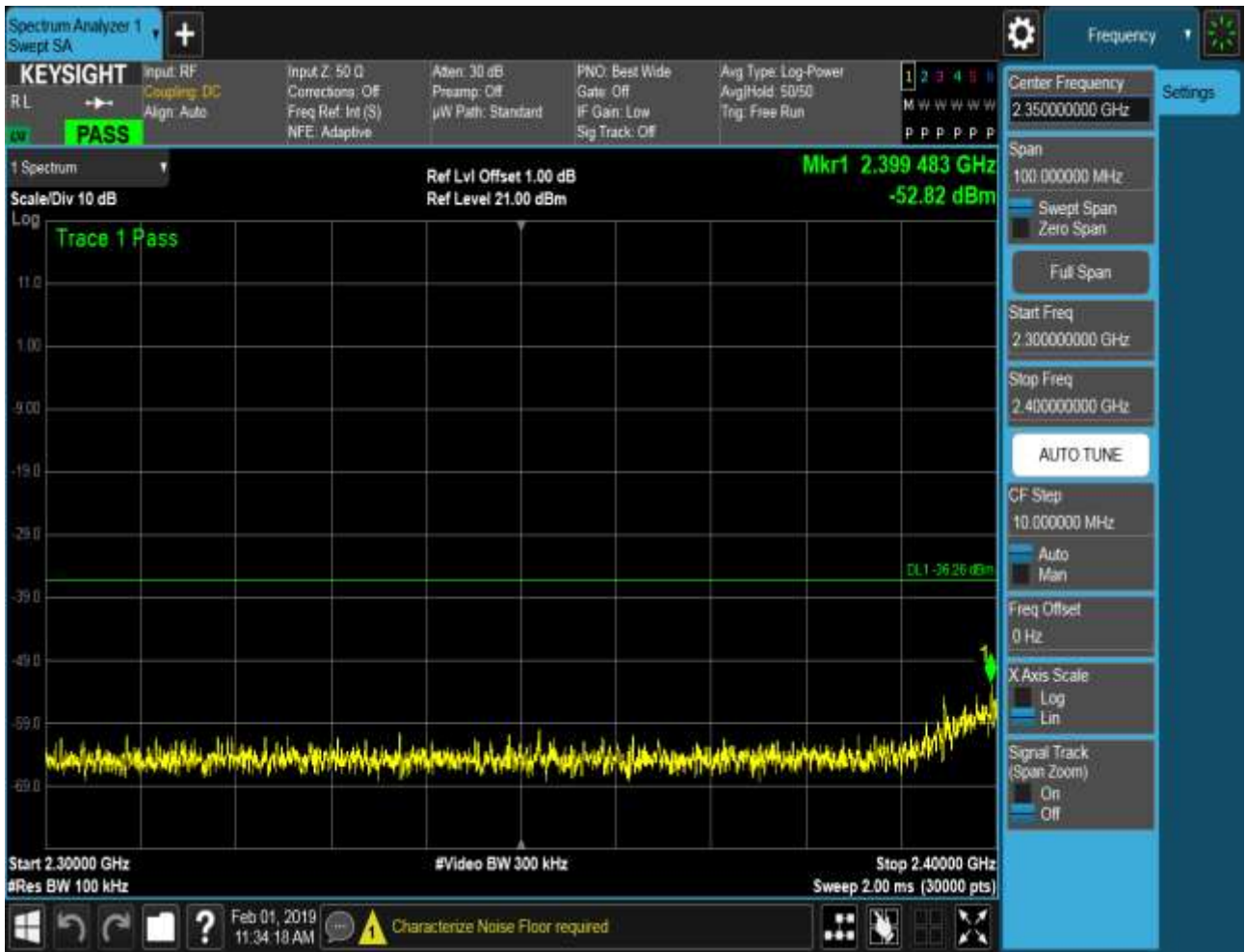


P<sub>uw</sub>:

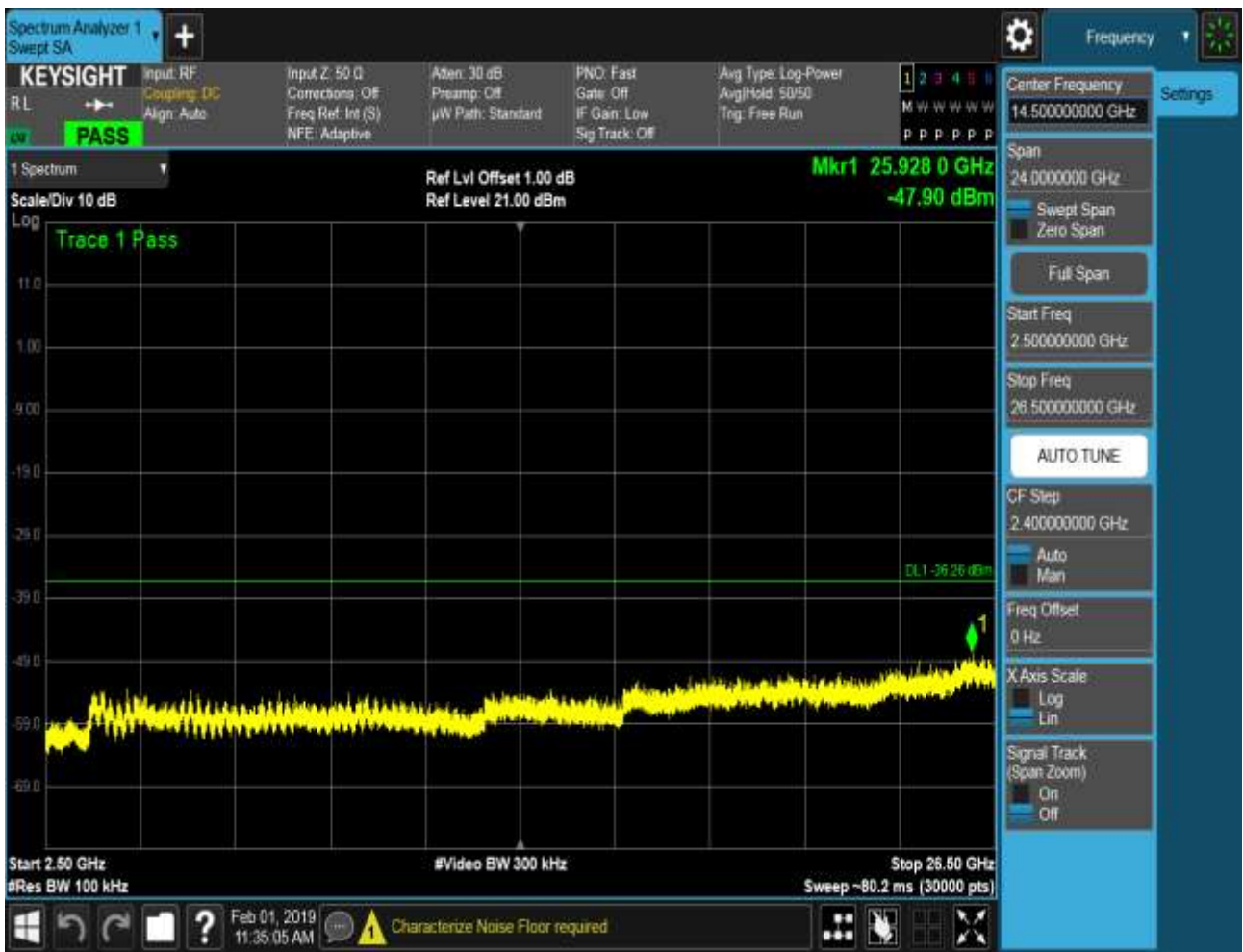






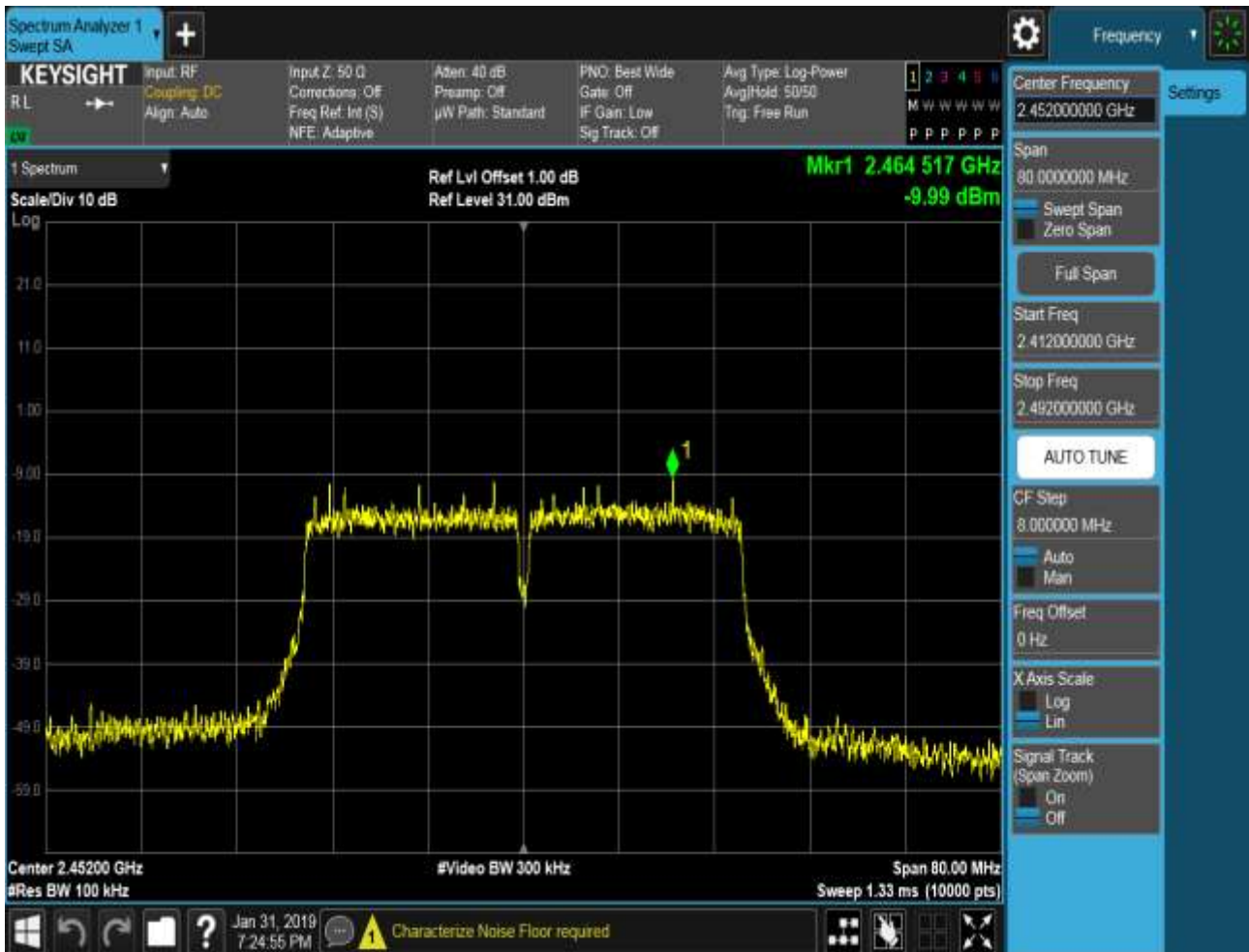






## 1.81 11N40MIMO\_Ant1\_2452

Pref:





P<sub>uw</sub>:

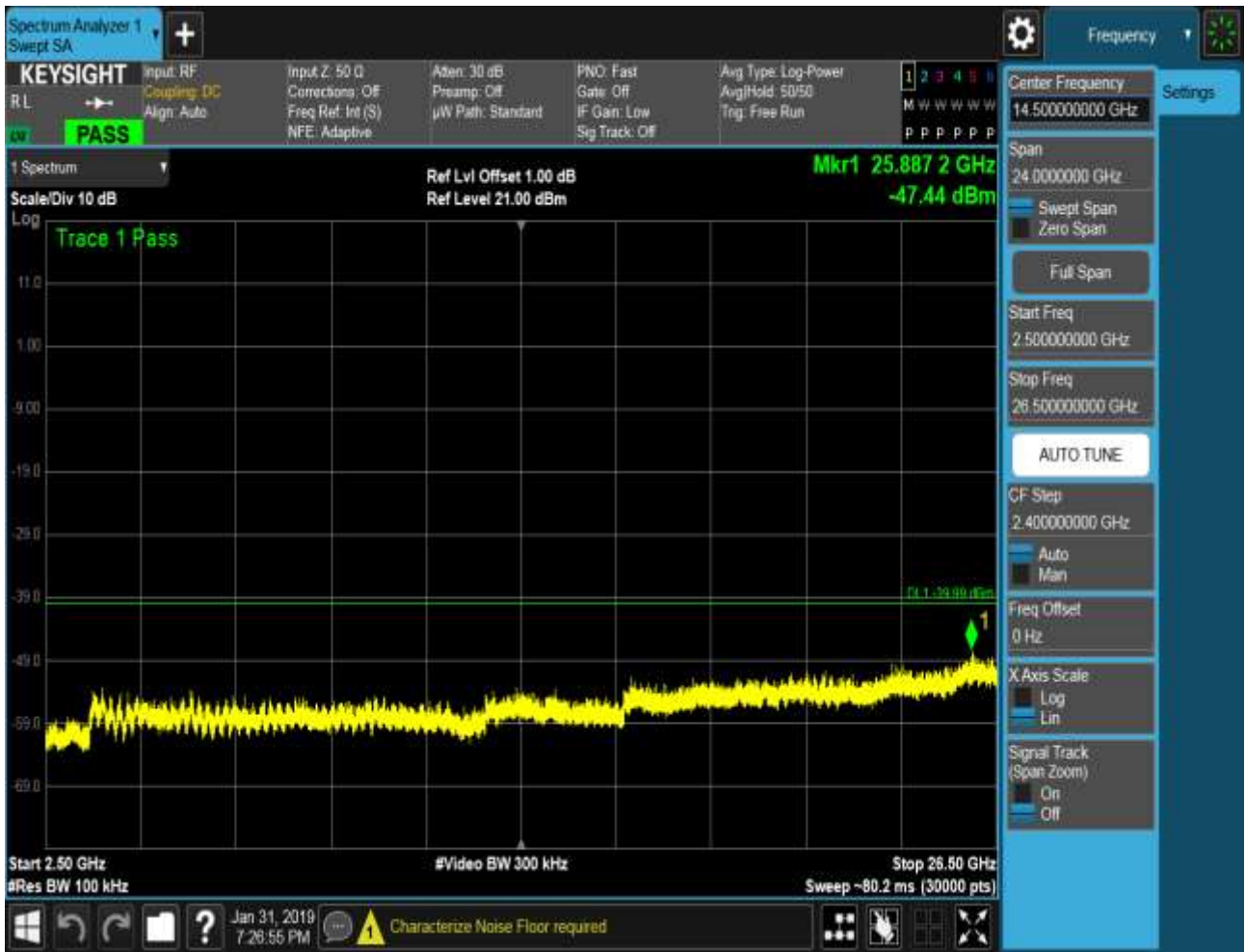






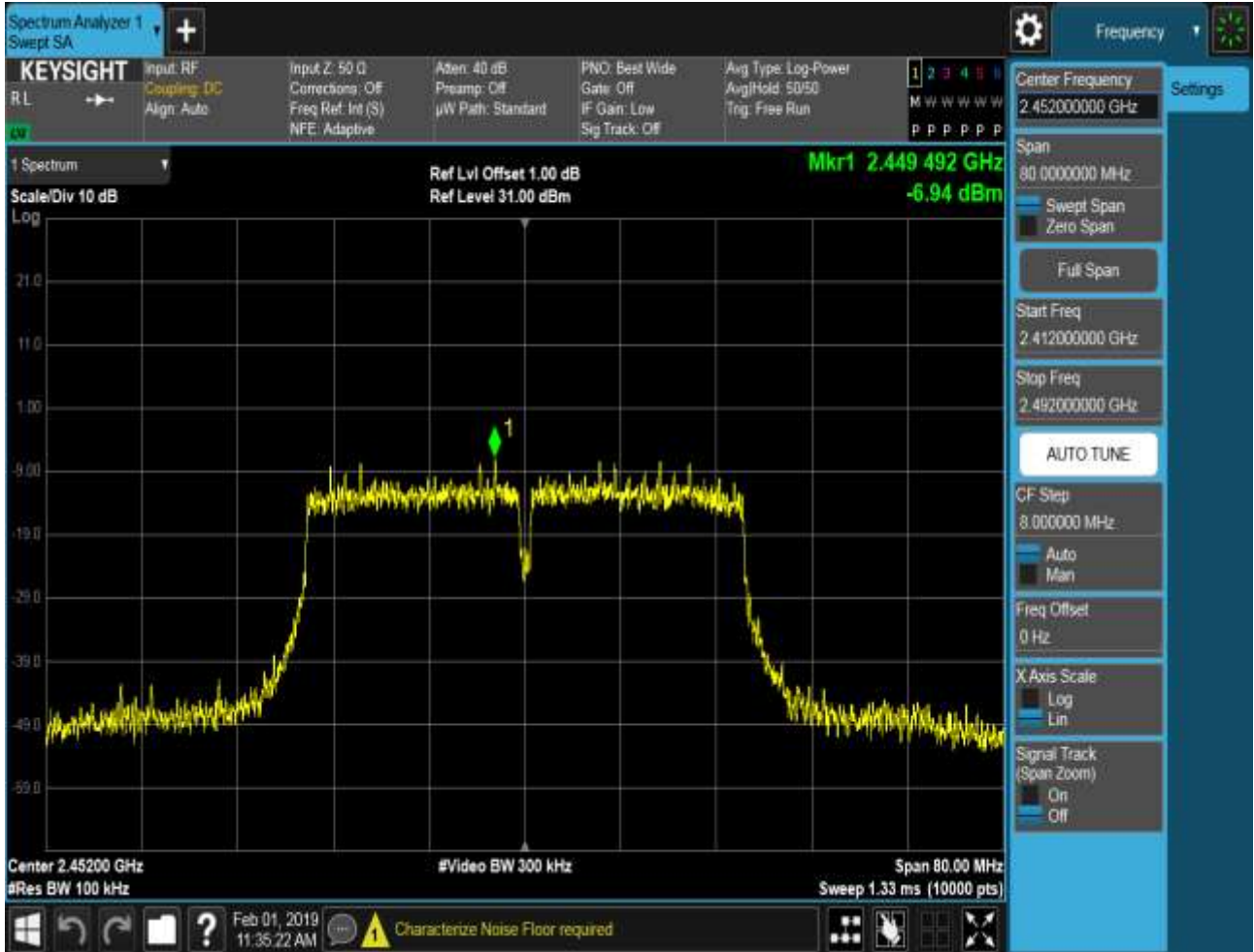






## 1.82 11N40MIMO\_Ant2\_2452

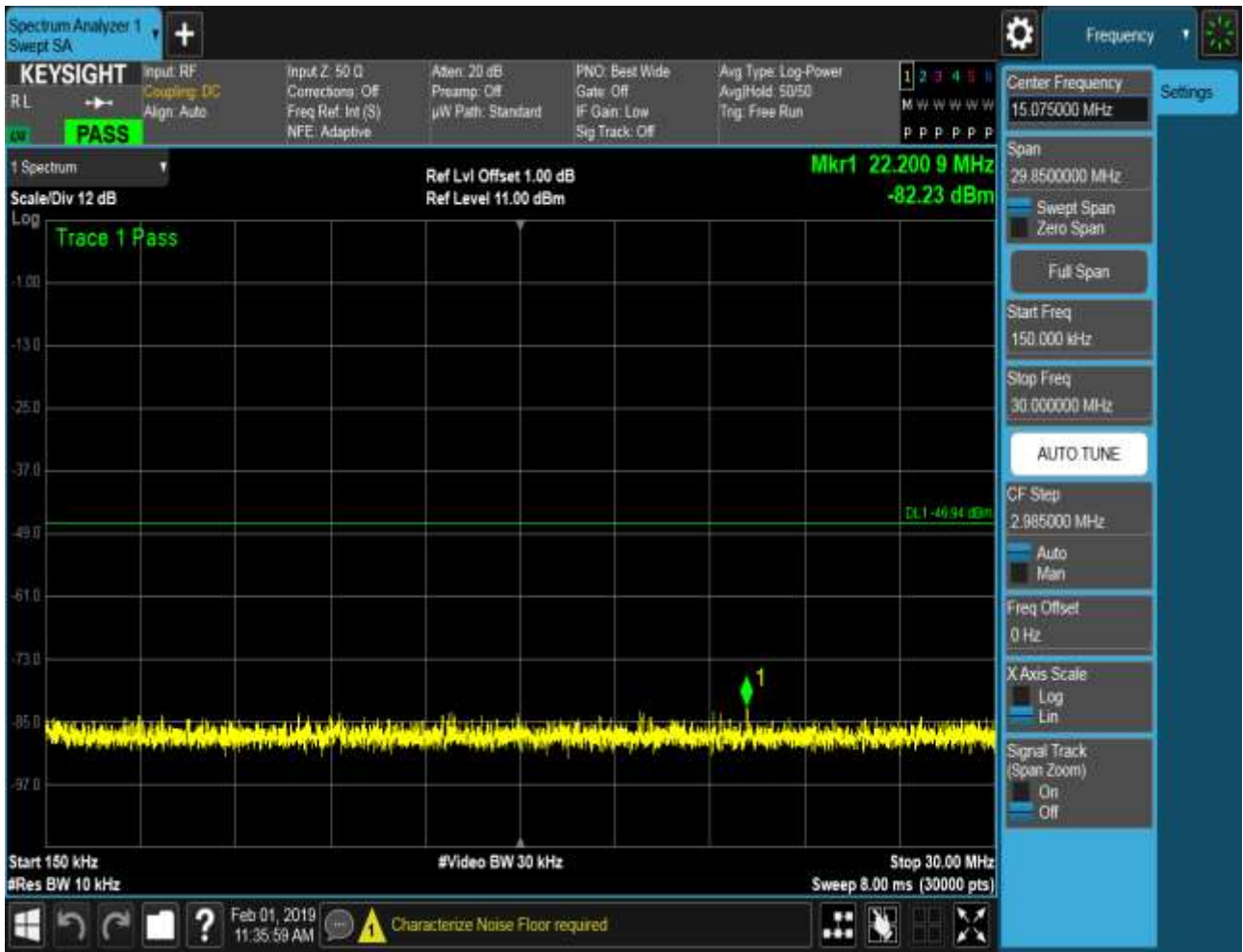
Pref:



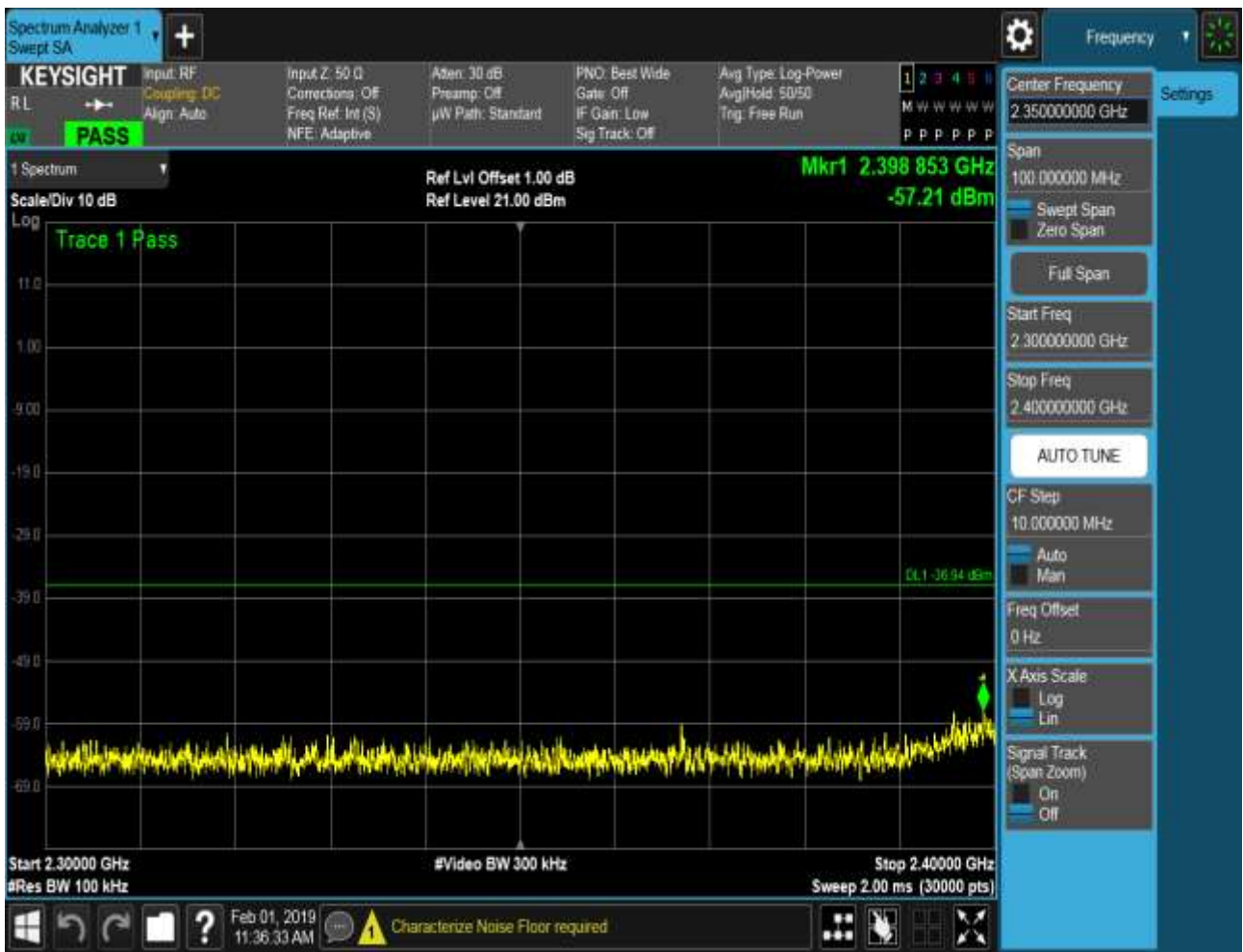
Puw:















## **Appendix H: Radiated Spurious Emission & Spurious in Restricted Band**

Note: We tested all modes, but the data presented below is the worst case.

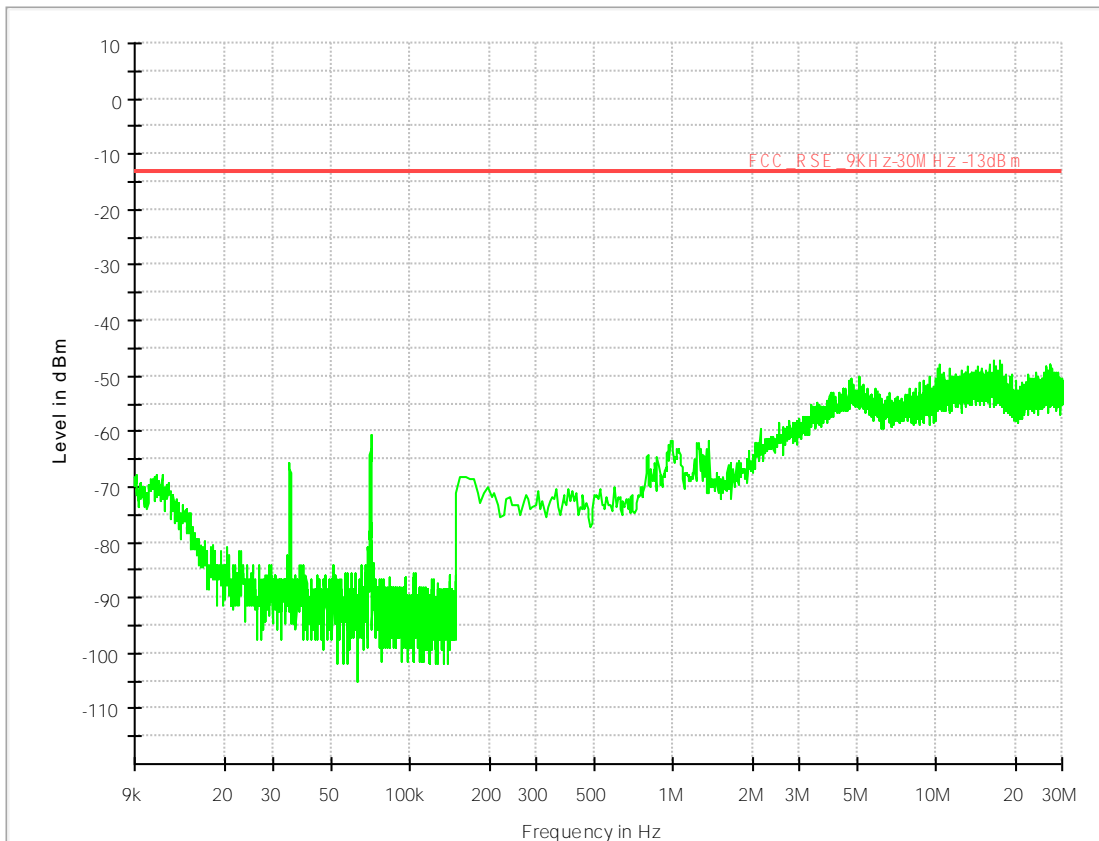
Below 1GHz, RBW = 100 kHz, VBW = 300 kHz.

Above 1GHz, RBW = 1 MHz, VBW = 3 MHz.

The simultaneous transmission has been considered

### 1.1 Part 1: Testing Range of “9 kHz to 30MHz”

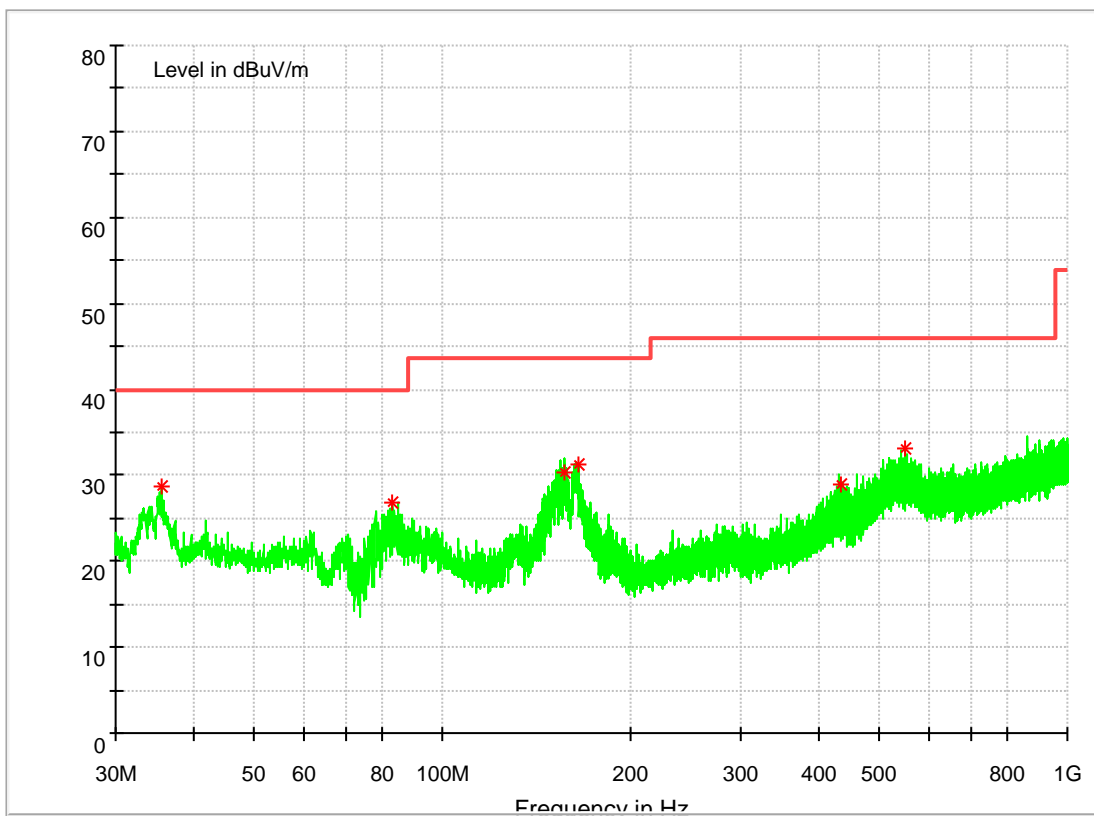
Note 1: The test results and plot for testing range of “9 kHz to 30 MHz” showed as below is the WORST case for all Test Modes and Channels. This range will not be presented for each Test Mode and each Channel.



### 1.2 Part 2: Testing Range of “30 MHz to 1 GHz”

Note 1: The test results and plot for testing range of “30 MHz to 1 GHz” showed as below is the WORST case for all Test Modes and Channels. This range will not be presented for each Test Mode and each Channel.

Note 2: The emissions in this range are mainly from the Platform Device (Notepad PC and its ancillary components).



| Frequency (MHz) | Level (dBuV/m) | Limit (dBuV/m) | Margin (dB) | Height (cm) | Pol | Azimuth (deg) | Transd. (dB) |
|-----------------|----------------|----------------|-------------|-------------|-----|---------------|--------------|
| 34.480500       | 28.58          | 40.00          | 11.42       | 100.0       | V   | 322.0         | 14.4         |
| 83.398500       | 26.77          | 40.00          | 13.23       | 100.0       | V   | 117.0         | 12.5         |
| 156.245500      | 30.29          | 40.00          | 13.21       | 100.0       | V   | 349.0         | 14.3         |
| 164.781500      | 31.24          | 43.50          | 12.26       | 100.0       | V   | 150.0         | 11.3         |
| 434.102000      | 28.82          | 46.00          | 17.18       | 100.0       | H   | 286.0         | 13.4         |
| 549.677500      | 33.23          | 46.00          | 12.77       | 100.0       | V   | 141.0         | 18.4         |

Note:

1, Level =Reading level by receiver + Transd (Antenna factor + cable loss – preamplifier gain)



The reading level is calculated by software which is not shown in the sheet.

2, Margin=Limit - Level

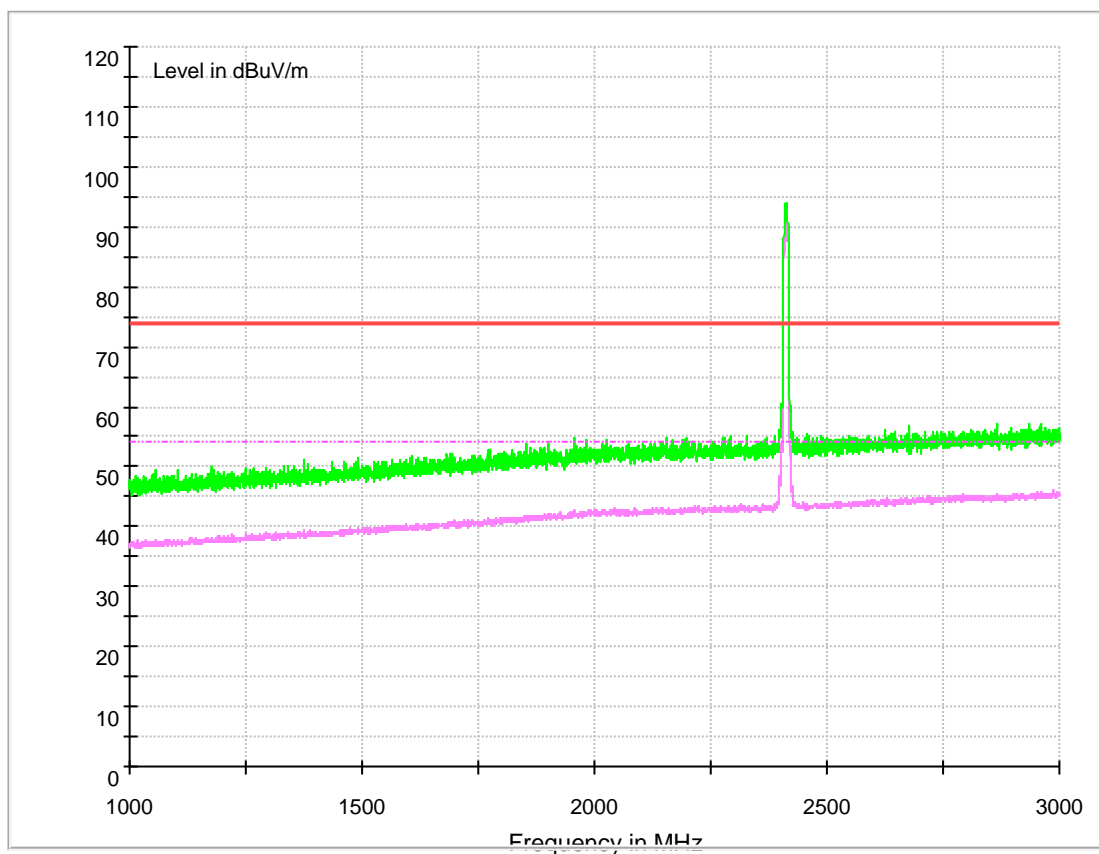
### 1.3 Part 3: Testing Range of “1 GHz to 3 GHz”

Note 1: The testing range of “1 GHz to 3 GHz” is for checking radiated emissions located in restricted bands near the EUT operating bands.

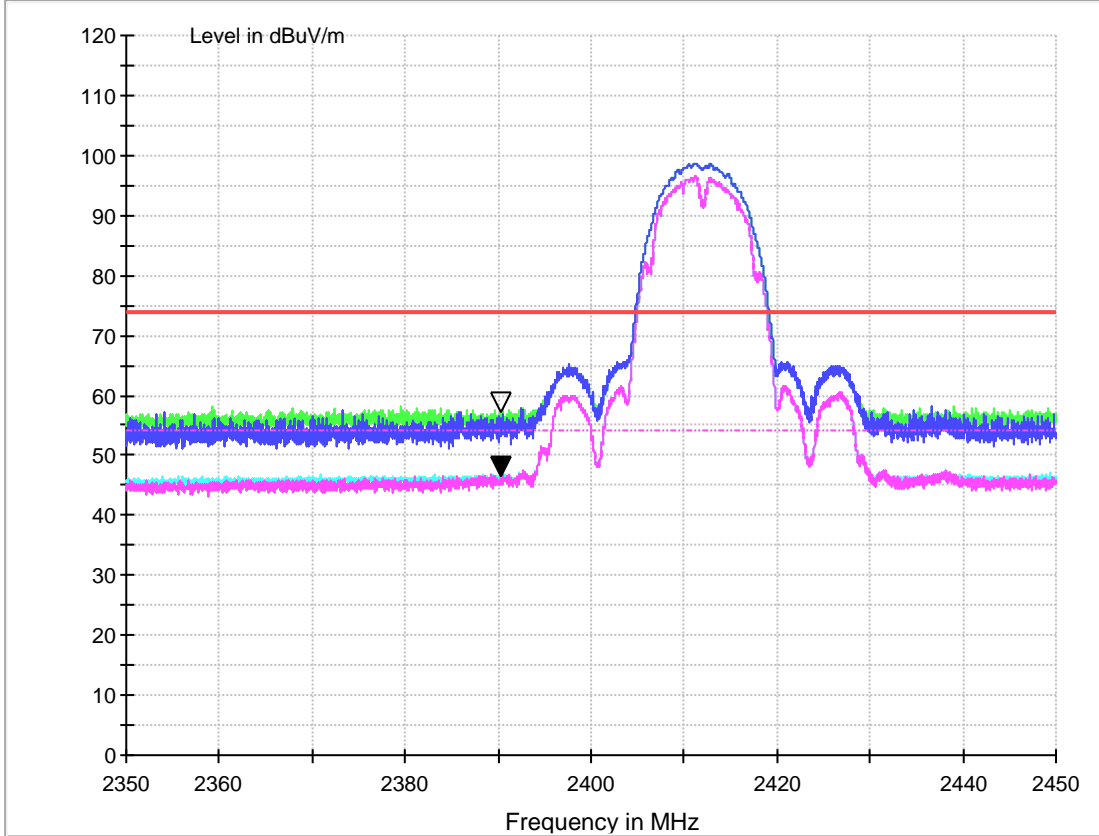
Note 2: Two limits are required in the testing range above 1 GHz, that is Peak limit (74 dB $\mu$ V/m) and Average Limit (54 dB $\mu$ V/m).

Note 3: The peak spike exceeds the limit line is EUT’s operating frequency.

#### 1.3.1 Test Mode: 11B



**1.3.1.1 Channel 1 @Ant 1**



MEASUREMENT RESULT: AV Detector

| Frequency (MHz) | Level (dB $\mu$ V/m) | Limit (dB $\mu$ V/m) | Margin (dB) | Height (cm) | Pol | Azimuth h | Transd. (dB) |
|-----------------|----------------------|----------------------|-------------|-------------|-----|-----------|--------------|
| 2390            | 46.853               | 54.00                | 7.165       | 150.0       | H   | 45.0      | -6.8         |

MEASUREMENT RESULT: PK Detector

| Frequency (MHz) | Level (dB $\mu$ V/m) | Limit (dB $\mu$ V/m) | Margin (dB) | Height (cm) | Pol | Azimuth h (deg) | Transd. (dB) |
|-----------------|----------------------|----------------------|-------------|-------------|-----|-----------------|--------------|
| 2390            | 57.371               | 74.00                | 16.629      | 150.0       | H   | 46.0            | -6.8         |

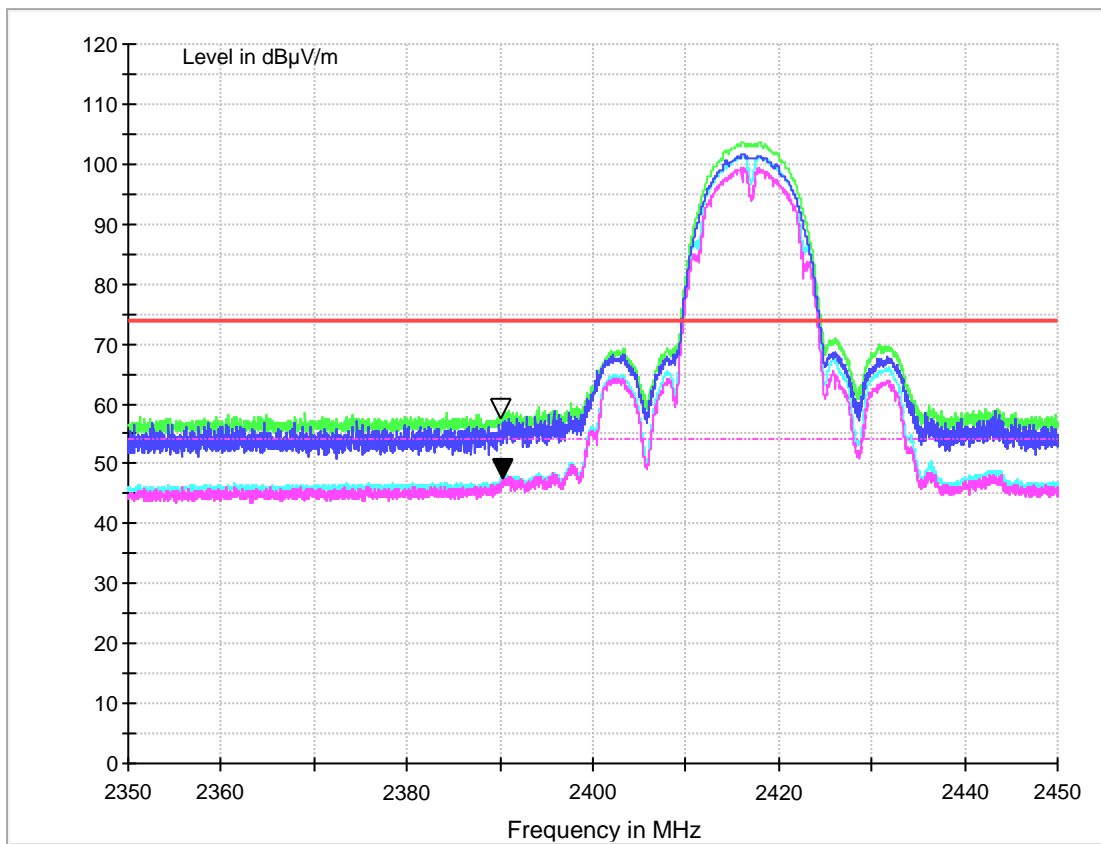
Note:

1, Level = Reading level by receiver + Transd (Antenna factor + cable loss – preamplifier gain)

The reading level is calculated by software which is not shown in the sheet.

2, Margin = Limit – Level

### 1.3.1.2 Channel 2 @Ant 1





## MEASUREMENT RESULT: AV Detector

| Frequency (MHz) | Level (dB $\mu$ V/m) | Limit (dB $\mu$ V/m) | Margin (dB) | Height (cm) | Pol | Azimuth h | Transd. (dB) |
|-----------------|----------------------|----------------------|-------------|-------------|-----|-----------|--------------|
| 2390            | 47.919               | 54.00                | 6.081       | 150.0       | H   | 36.0      | -6.8         |

## MEASUREMENT RESULT: PK Detector

| Frequency (MHz) | Level (dB $\mu$ V/m) | Limit (dB $\mu$ V/m) | Margin (dB) | Height (cm) | Pol | Azimuth h (deg) | Transd. (dB) |
|-----------------|----------------------|----------------------|-------------|-------------|-----|-----------------|--------------|
| 2390            | 57.951               | 74.00                | 16.049      | 150.0       | H   | 36.0            | -6.8         |

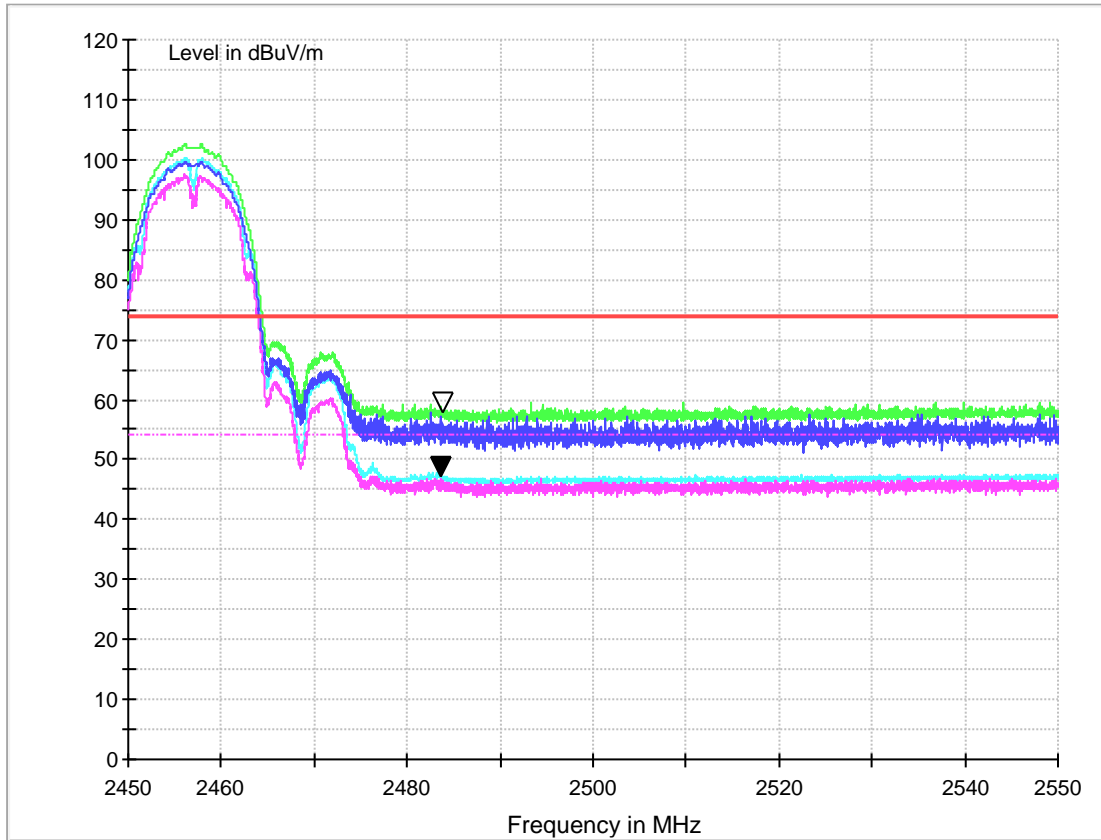
Note:

1, Level =Reading level by receiver + Transd (Antenna factor + cable loss – preamplifier gain)

The reading level is calculated by software which is not shown in the sheet.

2, Margin=Limit – Level

### 1.3.1.3 Channel 10@Ant 1



| Frequency (MHz) | Level (dB $\mu$ V/m) | Limit (dB $\mu$ V/m) | Margin (dB) | Height (cm) | Pol | Azimuth h | Transd. (dB) |
|-----------------|----------------------|----------------------|-------------|-------------|-----|-----------|--------------|
| 2483.5          | 47.444               | 54.00                | 6.556       | 150.0       | H   | 47.0      | -10.2        |

MEASUREMENT RESULT: PK Detector

| Frequency (MHz) | Level (dB $\mu$ V/m) | Limit (dB $\mu$ V/m) | Margin (dB) | Height (cm) | Pol | Azimuth h (deg) | Transd. (dB) |
|-----------------|----------------------|----------------------|-------------|-------------|-----|-----------------|--------------|
| 2483.5          | 58.135               | 74.00                | 15.865      | 150.0       | H   | 43.0            | -10.2        |

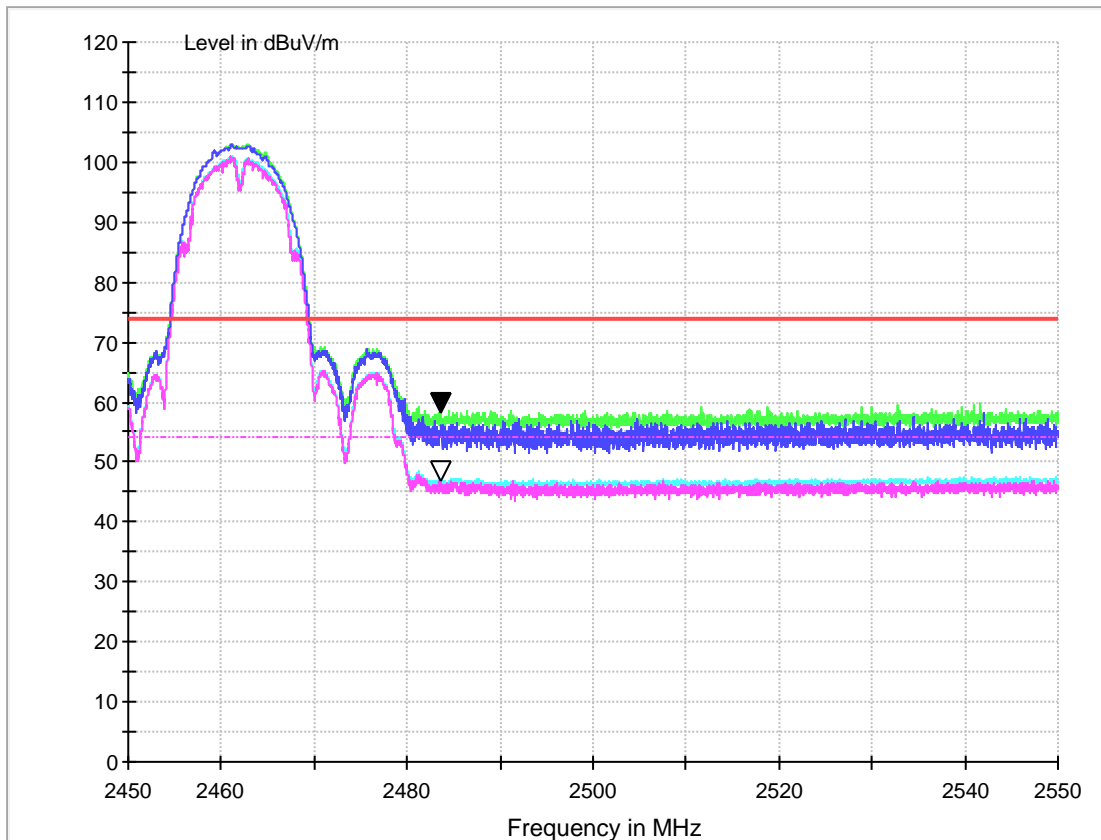
Note:

1, Level = Reading level by receiver + Transd (Antenna factor + cable loss – preamplifier gain)

The reading level is calculated by software which is not shown in the sheet.

2, Margin = Limit – Level

### 1.3.1.4 Channel 11@Ant 1





## MEASUREMENT RESULT: AV Detector

| Frequency (MHz) | Level (dB $\mu$ V/m) | Limit (dB $\mu$ V/m) | Margin (dB) | Height (cm) | Pol | Azimuth h | Transd. (dB) |
|-----------------|----------------------|----------------------|-------------|-------------|-----|-----------|--------------|
| 2483.5          | 46.967               | 54.00                | 7.033       | 150.0       | H   | 47.0      | -10.2        |

## MEASUREMENT RESULT: PK Detector

| Frequency (MHz) | Level (dB $\mu$ V/m) | Limit (dB $\mu$ V/m) | Margin (dB) | Height (cm) | Pol | Azimuth h (deg) | Transd. (dB) |
|-----------------|----------------------|----------------------|-------------|-------------|-----|-----------------|--------------|
| 2483.5          | 58.537               | 74.00                | 15.463      | 150.0       | H   | -3.0            | -10.2        |

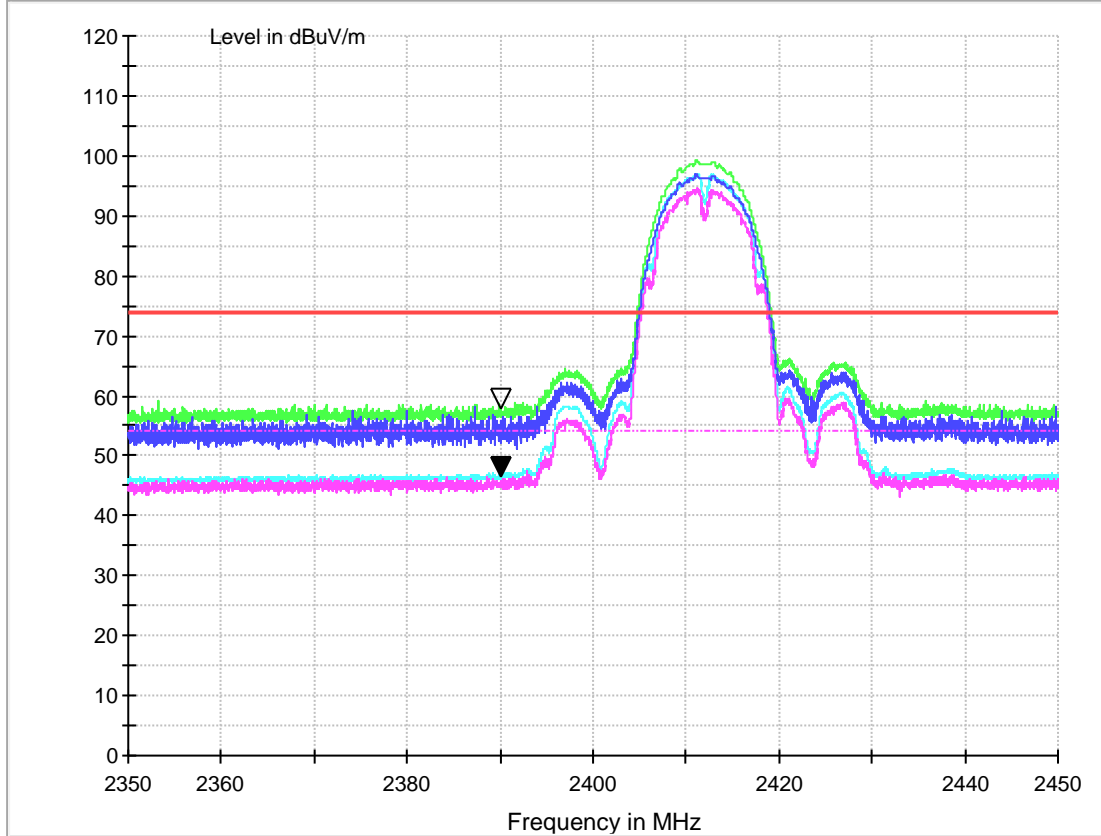
Note:

1, Level =Reading level by receiver + Transd (Antenna factor + cable loss – preamplifier gain)

The reading level is calculated by software which is not shown in the sheet.

2, Margin=Limit – Level

**1.3.1.5 Channel 1 @Ant 2**



MEASUREMENT RESULT: AV Detector

| Frequency (MHz) | Level (dB $\mu$ V/m) | Limit (dB $\mu$ V/m) | Margin (dB) | Height (cm) | Pol | Azimuth h | Transd. (dB) |
|-----------------|----------------------|----------------------|-------------|-------------|-----|-----------|--------------|
| 2390            | 46.889               | 54.00                | 7.111       | 150.0       | H   | 38.0      | -6.8         |

MEASUREMENT RESULT: PK Detector

| Frequency (MHz) | Level (dB $\mu$ V/m) | Limit (dB $\mu$ V/m) | Margin (dB) | Height (cm) | Pol | Azimuth h (deg) | Transd. (dB) |
|-----------------|----------------------|----------------------|-------------|-------------|-----|-----------------|--------------|
| 2390            | 58.018               | 74.00                | 15.982      | 150.0       | H   | 43.0            | -6.8         |



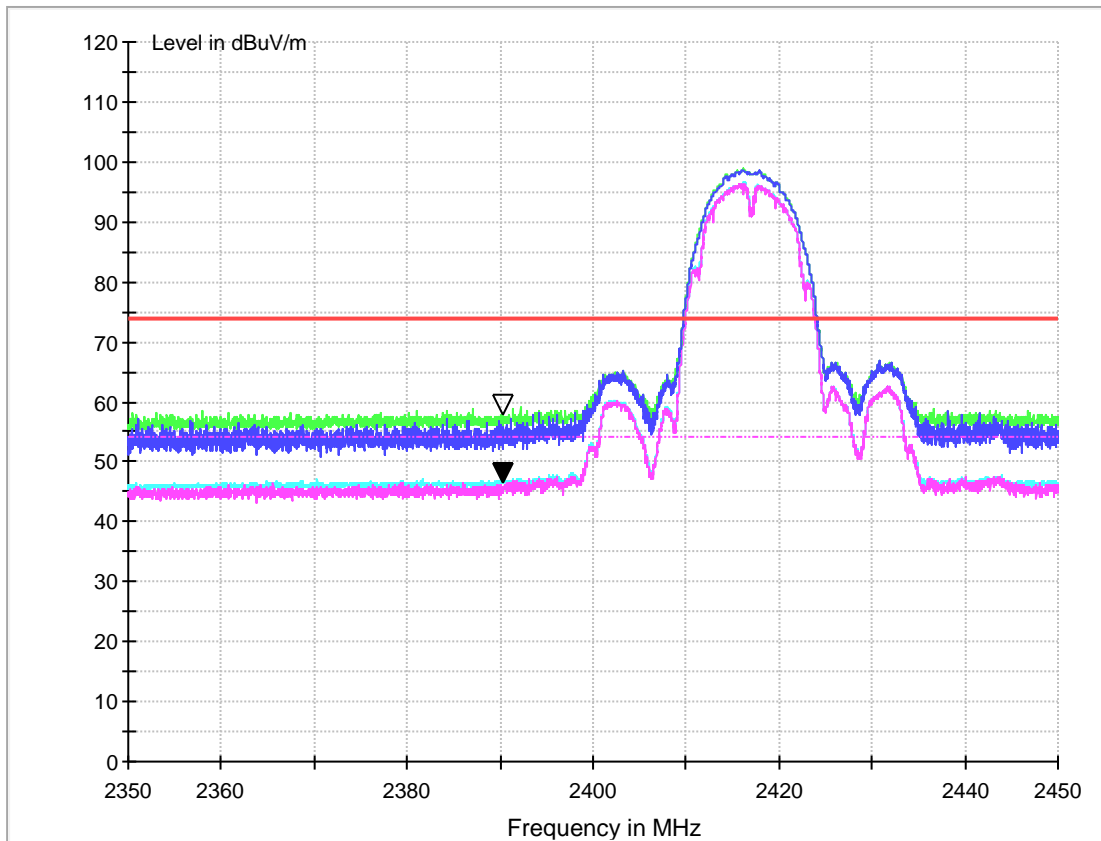
Note:

1, Level = Reading level by receiver + Transd (Antenna factor + cable loss – preamplifier gain)

The reading level is calculated by software which is not shown in the sheet.

2, Margin = Limit – Level

### 1.3.1.6 Channel 2 @Ant 2





## MEASUREMENT RESULT: AV Detector

| Frequency (MHz) | Level (dB $\mu$ V/m) | Limit (dB $\mu$ V/m) | Margin (dB) | Height (cm) | Pol | Azimuth h | Transd. (dB) |
|-----------------|----------------------|----------------------|-------------|-------------|-----|-----------|--------------|
| 2390            | 46.905               | 54.00                | 7.095       | 150.0       | H   | 74.0      | -6.8         |

## MEASUREMENT RESULT: PK Detector

| Frequency (MHz) | Level (dB $\mu$ V/m) | Limit (dB $\mu$ V/m) | Margin (dB) | Height (cm) | Pol | Azimuth h (deg) | Transd. (dB) |
|-----------------|----------------------|----------------------|-------------|-------------|-----|-----------------|--------------|
| 2390            | 58.175               | 74.00                | 15.825      | 150.0       | H   | 46.0            | -6.8         |

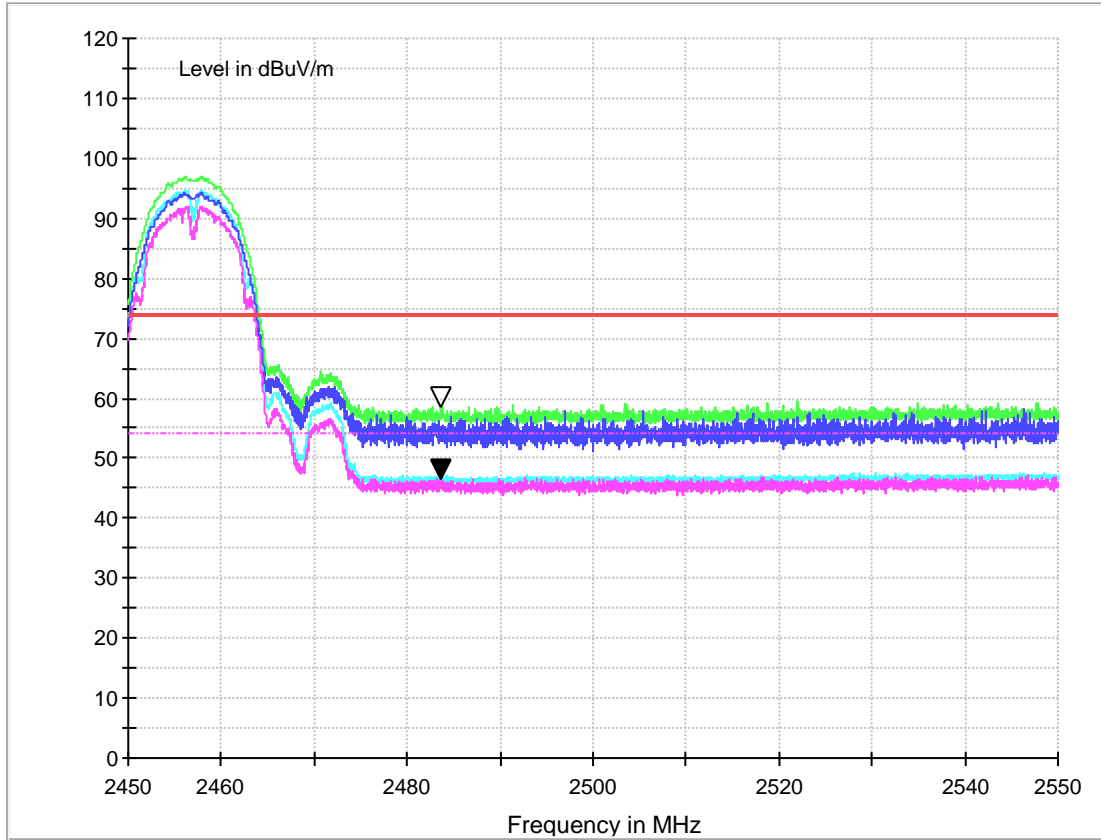
Note:

1, Level =Reading level by receiver + Transd (Antenna factor + cable loss – preamplifier gain)

The reading level is calculated by software which is not shown in the sheet.

2, Margin=Limit – Level

**1.3.1.7 Channel 10@Ant 2**



MEASUREMENT RESULT: AV Detector

| Frequency (MHz) | Level (dB $\mu$ V/m) | Limit (dB $\mu$ V/m) | Margin (dB) | Height (cm) | Pol | Azimuth h | Transd. (dB) |
|-----------------|----------------------|----------------------|-------------|-------------|-----|-----------|--------------|
| 2483.5          | 46.658               | 54.00                | 7.342       | 150.0       | H   | 25.0      | -10.2        |

MEASUREMENT RESULT: PK Detector

| Frequency (MHz) | Level (dB $\mu$ V/m) | Limit (dB $\mu$ V/m) | Margin (dB) | Height (cm) | Pol | Azimuth h (deg) | Transd. (dB) |
|-----------------|----------------------|----------------------|-------------|-------------|-----|-----------------|--------------|
| 2483.5          | 58.709               | 74.00                | 15.291      | 150.0       | H   | 21.0            | -10.2        |

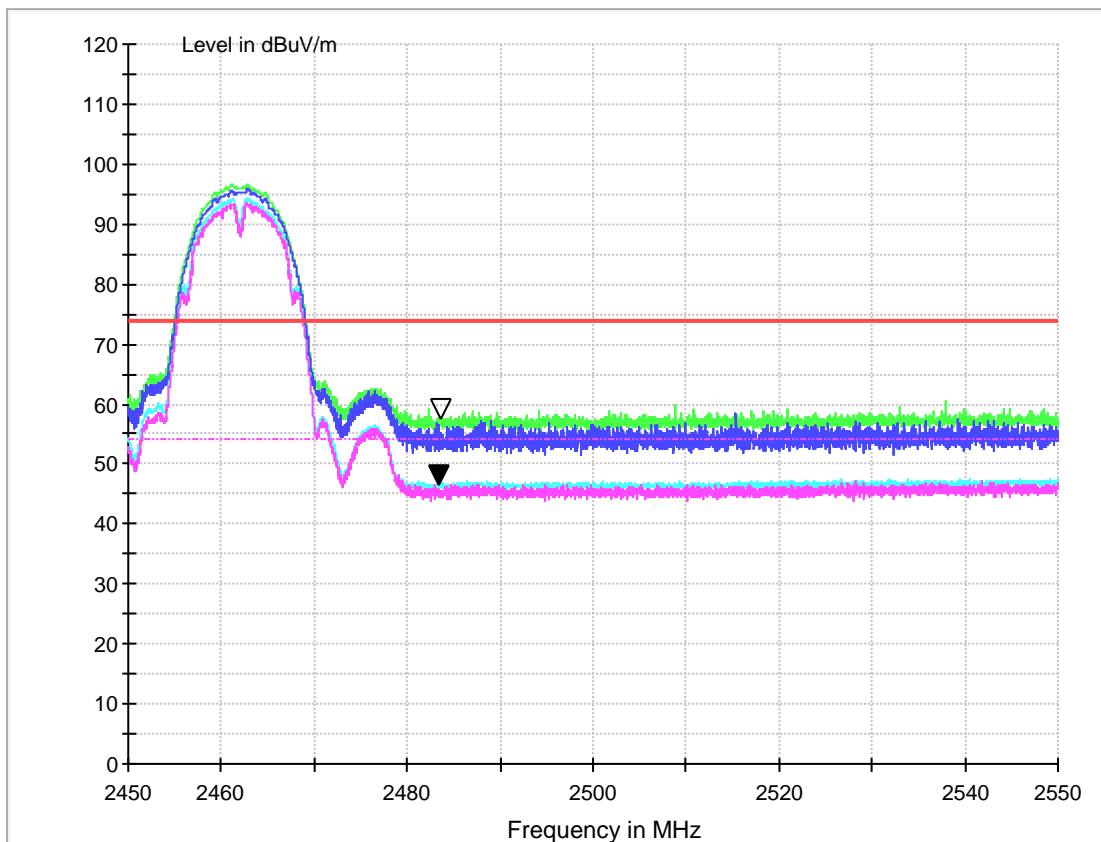
Note:

1, Level = Reading level by receiver + Transd (Antenna factor + cable loss – preamplifier gain)

The reading level is calculated by software which is not shown in the sheet.

2, Margin = Limit - Level

### 1.3.1.8 Channel 11 @ Ant 2





## MEASUREMENT RESULT: AV Detector

| Frequency (MHz) | Level (dB $\mu$ V/m) | Limit (dB $\mu$ V/m) | Margin (dB) | Height (cm) | Pol | Azimuth h | Transd. (dB) |
|-----------------|----------------------|----------------------|-------------|-------------|-----|-----------|--------------|
| 2483.5          | 46.951               | 54.00                | 7.049       | 150.0       | H   | 52.0      | -10.2        |

## MEASUREMENT RESULT: PK Detector

| Frequency (MHz) | Level (dB $\mu$ V/m) | Limit (dB $\mu$ V/m) | Margin (dB) | Height (cm) | Pol | Azimuth h (deg) | Transd. (dB) |
|-----------------|----------------------|----------------------|-------------|-------------|-----|-----------------|--------------|
| 2487.8          | 57.749               | 74.00                | 16.251      | 150.0       | H   | 36.0            | -10.2        |

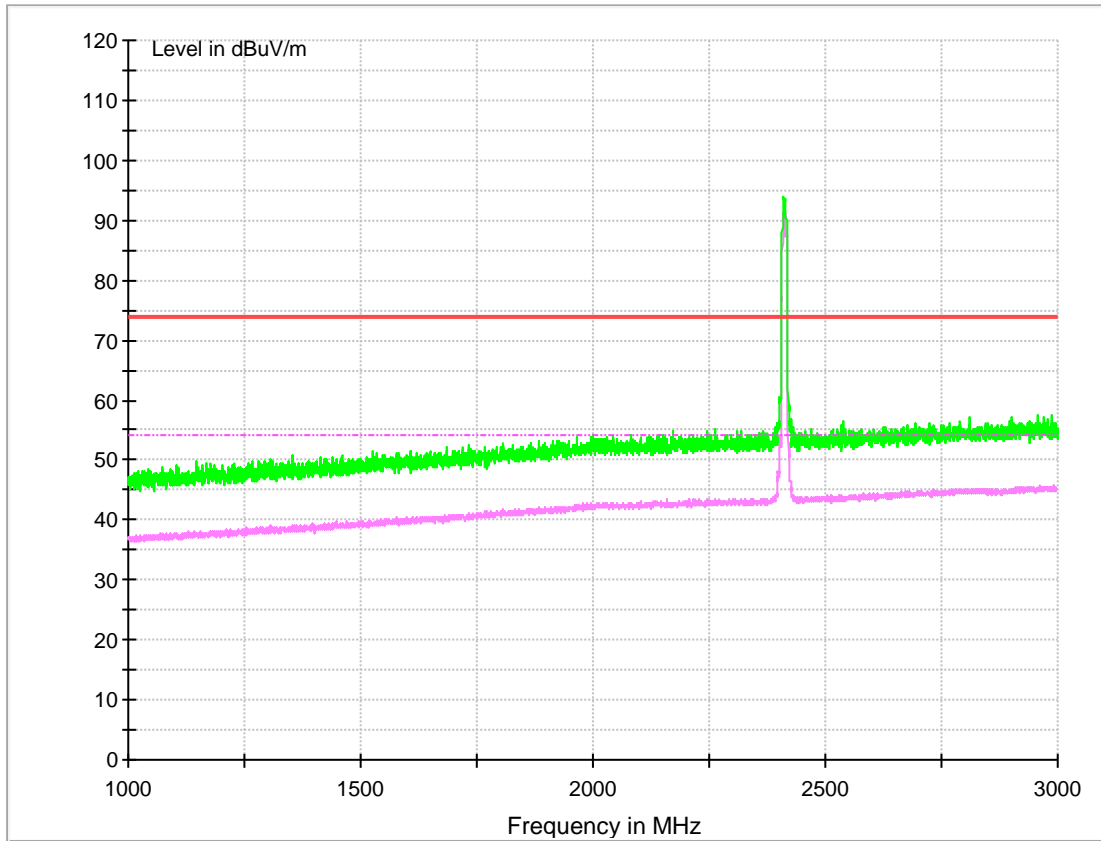
Note:

1, Level =Reading level by receiver + Transd (Antenna factor + cable loss – preamplifier gain)

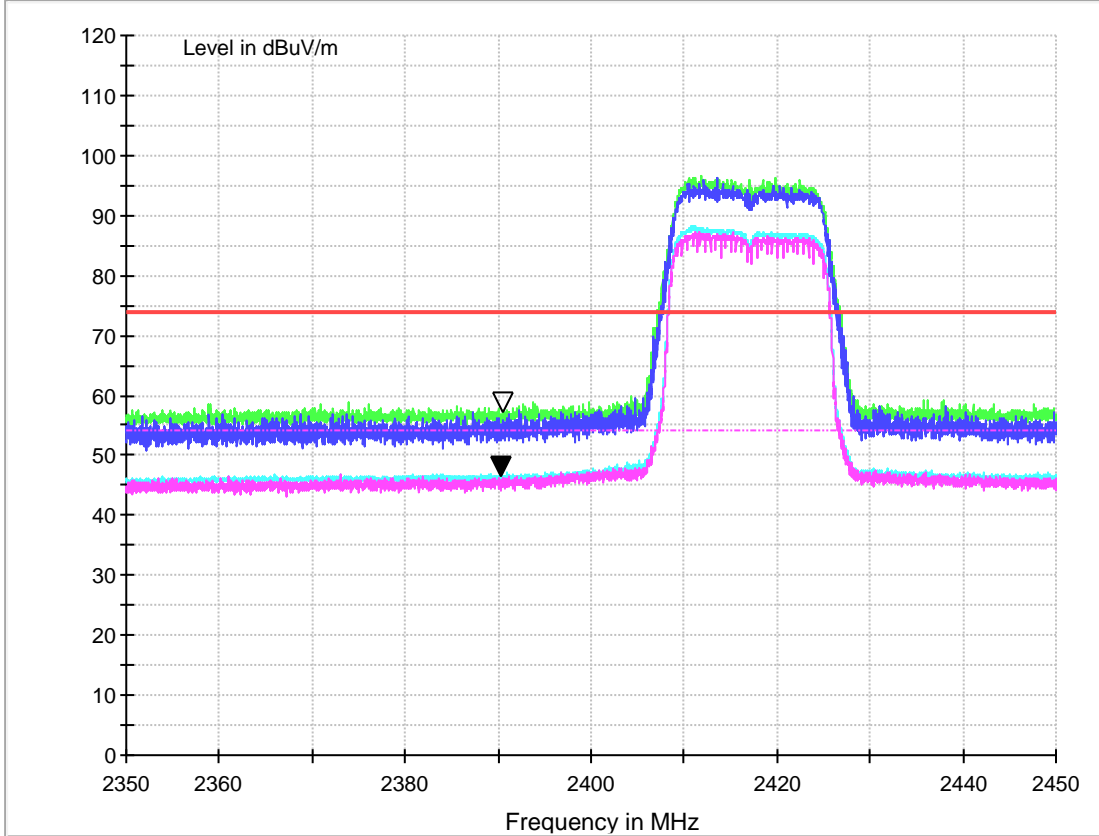
The reading level is calculated by software which is not shown in the sheet.

2, Margin=Limit - Level

### 1.3.2 Test Mode: 11G



**1.3.2.1 Channel 1 @Ant 1**



MEASUREMENT RESULT: AV Detector

| Frequency (MHz) | Level (dB $\mu$ V/m) | Limit (dB $\mu$ V/m) | Margin (dB) | Height (cm) | Pol | Azimuth h | Transd. (dB) |
|-----------------|----------------------|----------------------|-------------|-------------|-----|-----------|--------------|
| 2390            | 46.718               | 54.00                | 7.282       | 150.0       | H   | 85.0      | -6.8         |

MEASUREMENT RESULT: PK Detector

| Frequency (MHz) | Level (dB $\mu$ V/m) | Limit (dB $\mu$ V/m) | Margin (dB) | Height (cm) | Pol | Azimuth h (deg) | Transd. (dB) |
|-----------------|----------------------|----------------------|-------------|-------------|-----|-----------------|--------------|
| 2390            | 57.395               | 74.00                | 16.605      | 150.0       | H   | 86.0            | -6.8         |

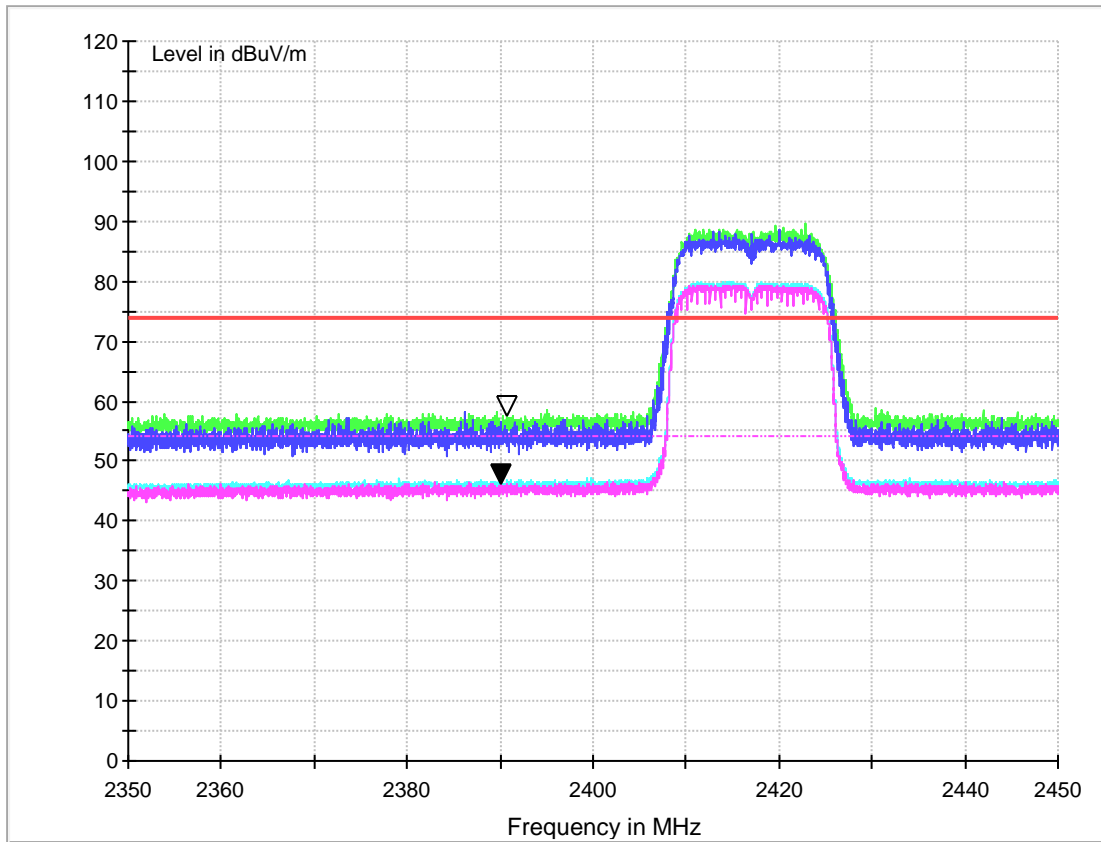
Note:

1, Level = Reading level by receiver + Transd (Antenna factor + cable loss – preamplifier gain)

The reading level is calculated by software which is not shown in the sheet.

2, Margin = Limit - Level

### 1.3.2.2 Channel 2 @Ant 1







## MEASUREMENT RESULT: AV Detector

| Frequency (MHz) | Level (dB $\mu$ V/m) | Limit (dB $\mu$ V/m) | Margin (dB) | Height (cm) | Pol | Azimuth h | Transd. (dB) |
|-----------------|----------------------|----------------------|-------------|-------------|-----|-----------|--------------|
| 2390            | 46.378               | 54.00                | 7.622       | 150.0       | H   | 28.0      | -6.8         |

## MEASUREMENT RESULT: PK Detector

| Frequency (MHz) | Level (dB $\mu$ V/m) | Limit (dB $\mu$ V/m) | Margin (dB) | Height (cm) | Pol | Azimuth h (deg) | Transd. (dB) |
|-----------------|----------------------|----------------------|-------------|-------------|-----|-----------------|--------------|
| 2390            | 57.748               | 74.00                | 16.252      | 150.0       | H   | 26.0            | -6.8         |

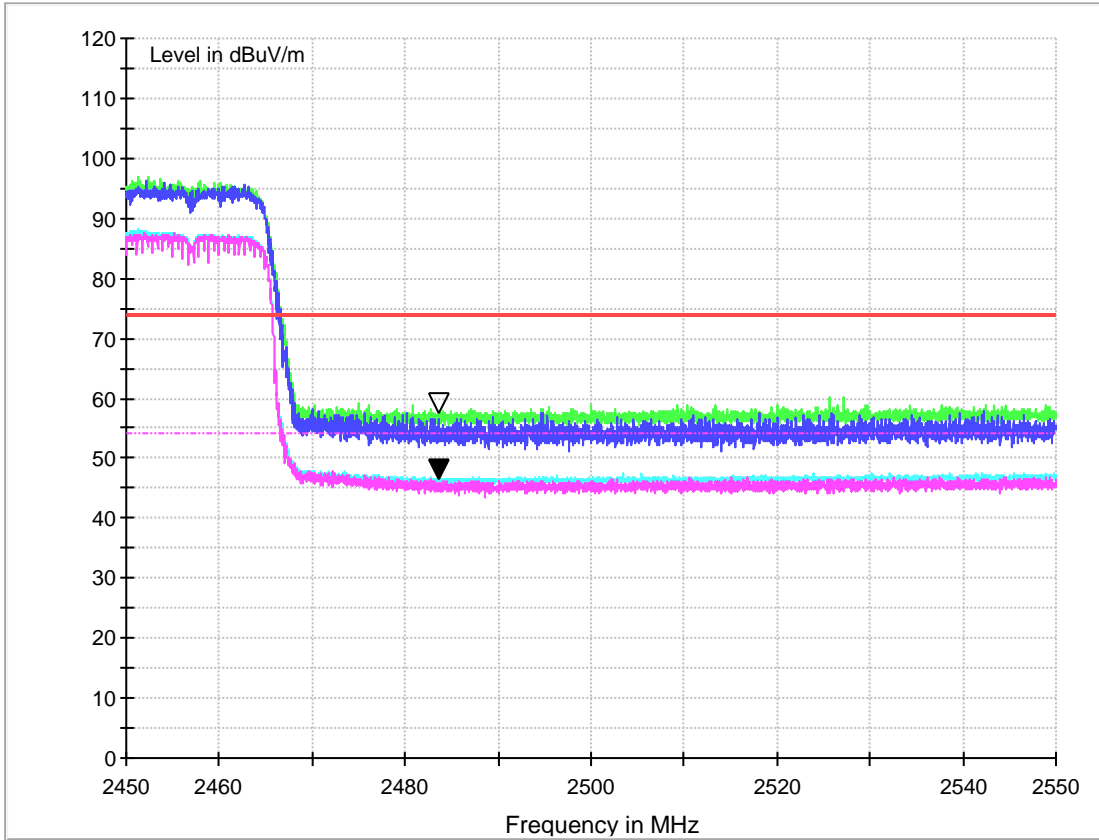
Note:

1, Level =Reading level by receiver + Transd (Antenna factor + cable loss – preamplifier gain)

The reading level is calculated by software which is not shown in the sheet.

2, Margin=Limit - Level

**1.3.2.3 Channel 10@Ant 1**



MEASUREMENT RESULT: AV Detector

| Frequency (MHz) | Level (dB $\mu$ V/m) | Limit (dB $\mu$ V/m) | Margin (dB) | Height (cm) | Pol | Azimuth h | Transd. (dB) |
|-----------------|----------------------|----------------------|-------------|-------------|-----|-----------|--------------|
| 2483.5          | 46.695               | 54.00                | 7.305       | 150.0       | H   | 57.0      | -10.2        |

MEASUREMENT RESULT: PK Detector

| Frequency (MHz) | Level (dB $\mu$ V/m) | Limit (dB $\mu$ V/m) | Margin (dB) | Height (cm) | Pol | Azimuth h (deg) | Transd. (dB) |
|-----------------|----------------------|----------------------|-------------|-------------|-----|-----------------|--------------|
| 2483.5          | 57.875               | 74.00                | 16.125      | 150.0       | H   | 58.0            | -10.2        |

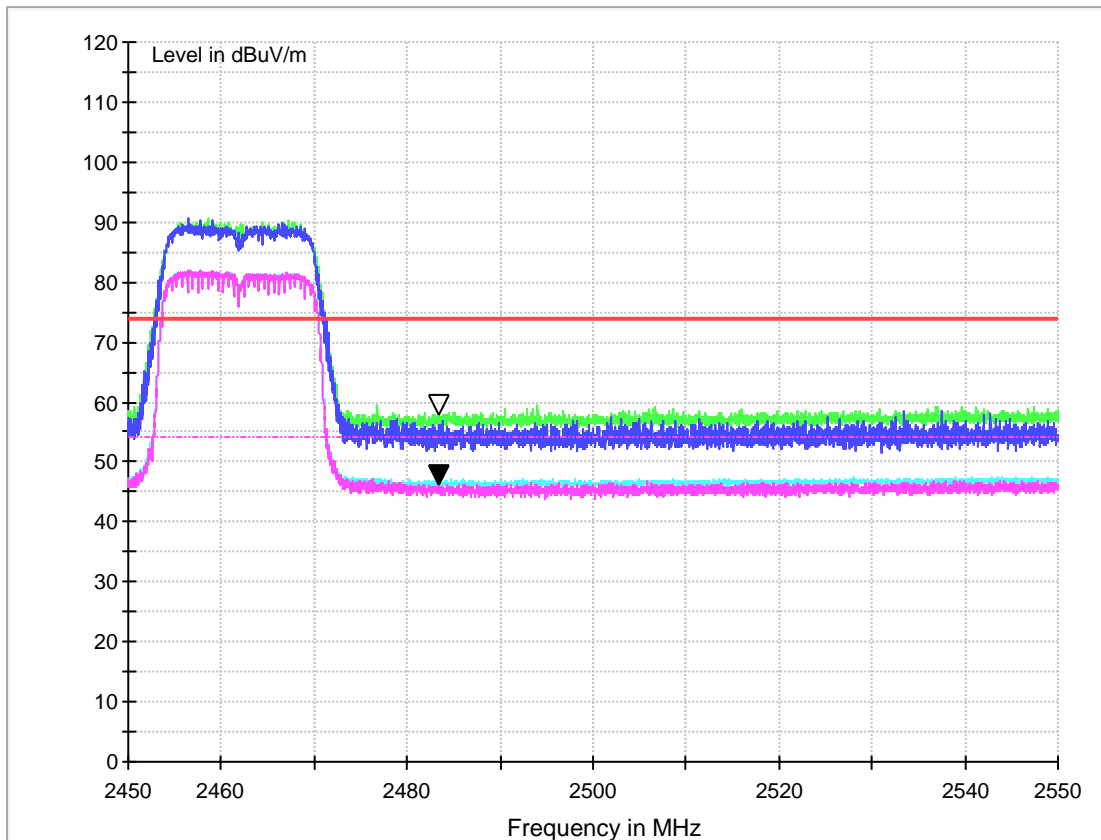
Note:

1, Level = Reading level by receiver + Transd (Antenna factor + cable loss – preamplifier gain)

The reading level is calculated by software which is not shown in the sheet.9.098

2, Margin=Limit - Level

**1.3.2.4 Channel 11@Ant 1**



MEASUREMENT RESULT: AV Detector

| Frequency (MHz) | Level (dB $\mu$ V/m) | Limit (dB $\mu$ V/m) | Margin (dB) | Height (cm) | Pol | Azimuth h | Transd. (dB) |
|-----------------|----------------------|----------------------|-------------|-------------|-----|-----------|--------------|
| 2483.5          | 46.621               | 54.00                | 7.379       | 150.0       | H   | 45.0      | -10.2        |



## MEASUREMENT RESULT: PK Detector

| Frequency (MHz) | Level (dB $\mu$ V/m) | Limit (dB $\mu$ V/m) | Margin (dB) | Height (cm) | Pol | Azimuth (deg) | Transd. (dB) |
|-----------------|----------------------|----------------------|-------------|-------------|-----|---------------|--------------|
| 2483.7          | 58.141               | 74.00                | 15.859      | 150.0       | H   | 46.0          | -10.2        |

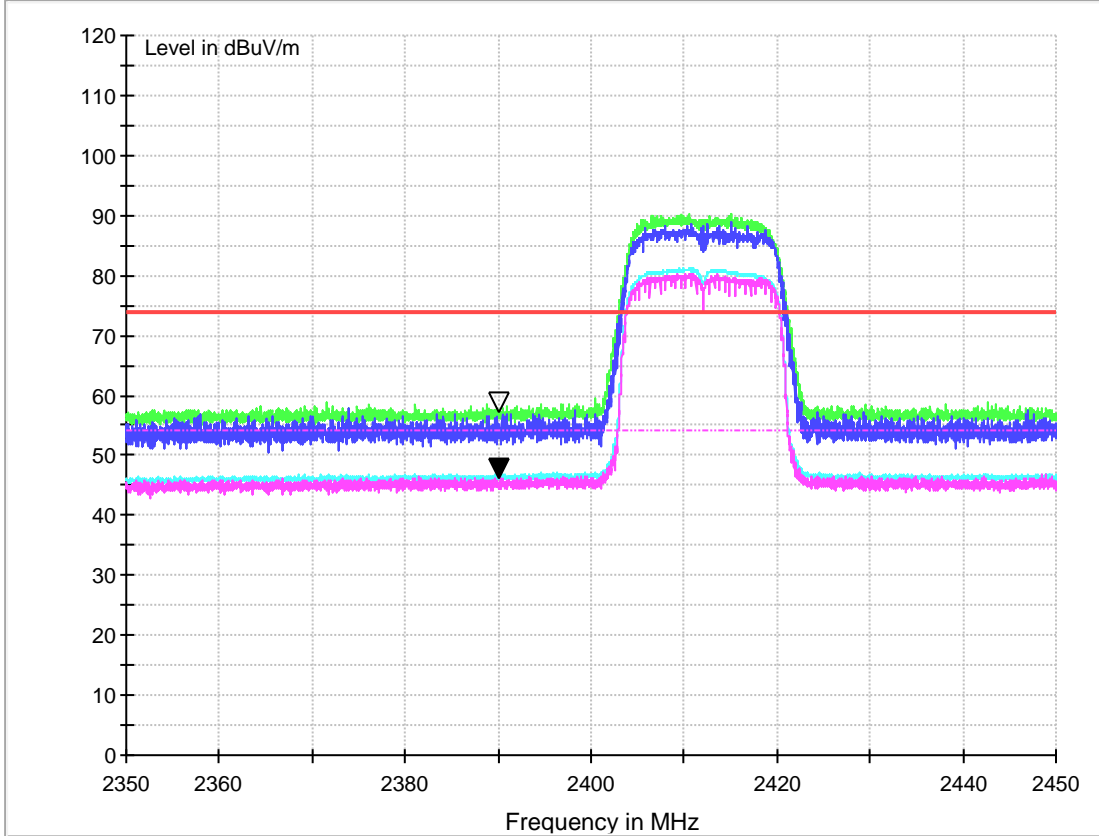
## Note:

1, Level =Reading level by receiver + Transd (Antenna factor + cable loss – preamplifier gain)

The reading level is calculated by software which is not shown in the sheet.

2, Margin=Limit - Level

**1.3.2.5 Channel 1 @Ant 2**



MEASUREMENT RESULT: AV Detector

| Frequency (MHz) | Level (dB $\mu$ V/m) | Limit (dB $\mu$ V/m) | Margin (dB) | Height (cm) | Pol | Azimuth h | Transd. (dB) |
|-----------------|----------------------|----------------------|-------------|-------------|-----|-----------|--------------|
| 2390            | 46.491               | 54.00                | 7.509       | 150.0       | H   | 65.0      | -6.8         |

MEASUREMENT RESULT: PK Detector

| Frequency (MHz) | Level (dB $\mu$ V/m) | Limit (dB $\mu$ V/m) | Margin (dB) | Height (cm) | Pol | Azimuth h (deg) | Transd. (dB) |
|-----------------|----------------------|----------------------|-------------|-------------|-----|-----------------|--------------|
| 2390            | 57.604               | 74.00                | 16.396      | 150.0       | H   | 88.0            | -6.8         |



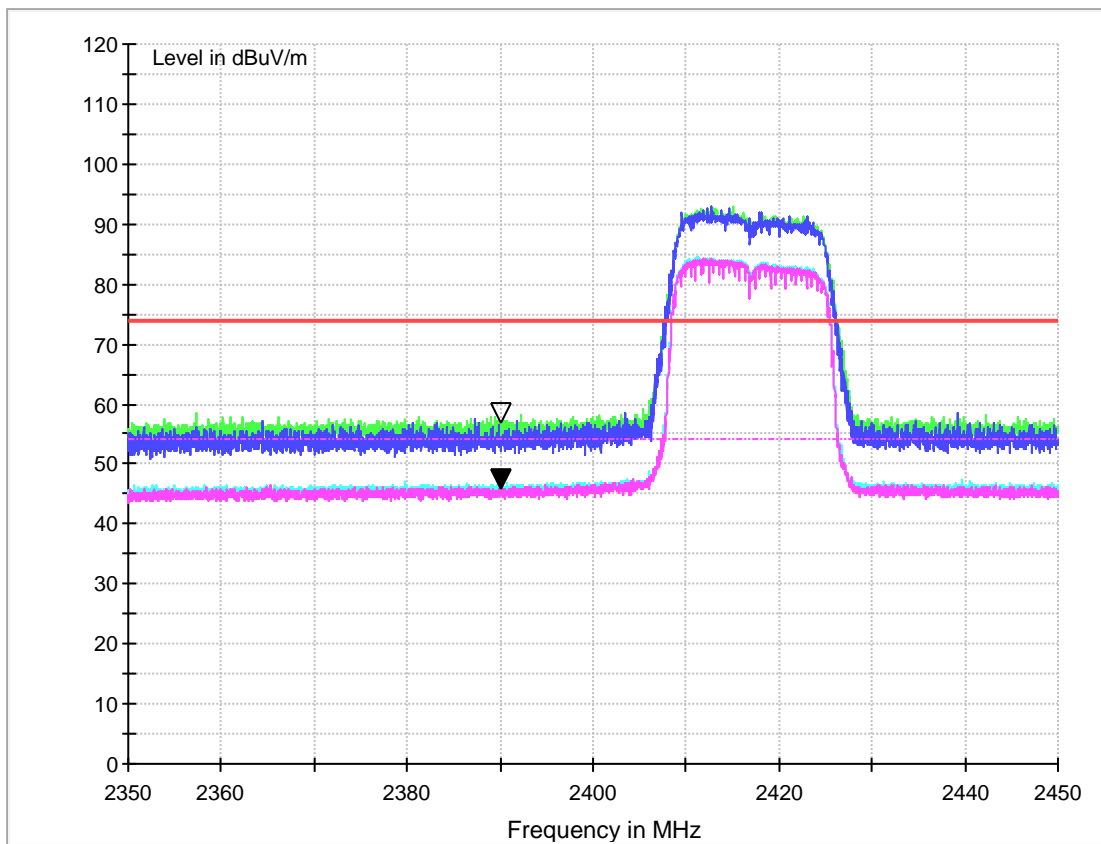
Note:

1, Level = Reading level by receiver + Transd (Antenna factor + cable loss – preamplifier gain)

The reading level is calculated by software which is not shown in the sheet.

2, Margin = Limit – Level

### 1.3.2.6 Channel 2 @Ant 2





## MEASUREMENT RESULT: AV Detector

| Frequency (MHz) | Level (dB $\mu$ V/m) | Limit (dB $\mu$ V/m) | Margin (dB) | Height (cm) | Pol | Azimuth h | Transd. (dB) |
|-----------------|----------------------|----------------------|-------------|-------------|-----|-----------|--------------|
| 2390            | 46.000               | 54.00                | 8.000       | 150.0       | H   | 43.0      | -6.8         |

## MEASUREMENT RESULT: PK Detector

| Frequency (MHz) | Level (dB $\mu$ V/m) | Limit (dB $\mu$ V/m) | Margin (dB) | Height (cm) | Pol | Azimuth h (deg) | Transd. (dB) |
|-----------------|----------------------|----------------------|-------------|-------------|-----|-----------------|--------------|
| 2390            | 57.223               | 74.00                | 16.777      | 150.0       | H   | 43.0            | -6.8         |

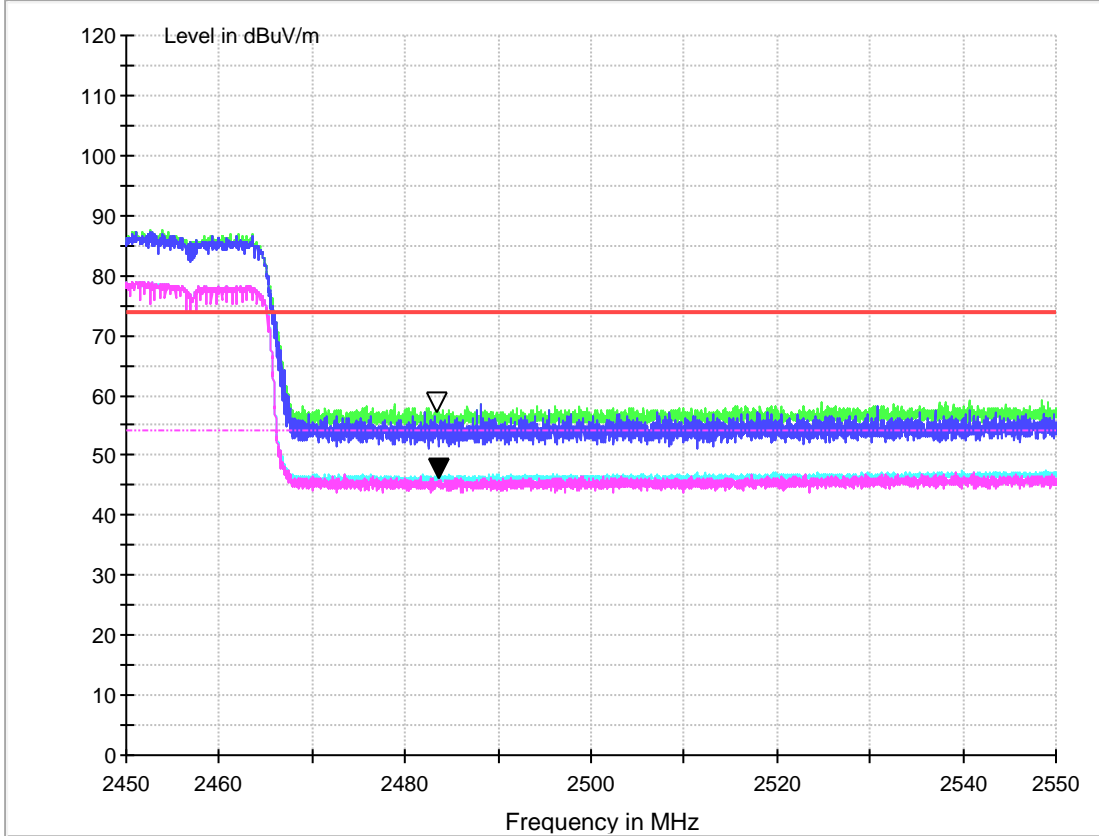
## Note:

1, Level =Reading level by receiver + Transd (Antenna factor + cable loss – preamplifier gain)

The reading level is calculated by software which is not shown in the sheet.

2, Margin=Limit – Level

### 1.3.2.7 Channel 10@Ant 2



MEASUREMENT RESULT: AV Detector

| Frequency (MHz) | Level (dB $\mu$ V/m) | Limit (dB $\mu$ V/m) | Margin (dB) | Height (cm) | Pol | Azimuth h | Transd. (dB) |
|-----------------|----------------------|----------------------|-------------|-------------|-----|-----------|--------------|
| 2483.5          | 46.332               | 54.00                | 7.668       | 150.0       | H   | 38.0      | -10.2        |

MEASUREMENT RESULT: PK Detector

| Frequency (MHz) | Level (dB $\mu$ V/m) | Limit (dB $\mu$ V/m) | Margin (dB) | Height (cm) | Pol | Azimuth h (deg) | Transd. (dB) |
|-----------------|----------------------|----------------------|-------------|-------------|-----|-----------------|--------------|
| 2483.5          | 57.382               | 74.00                | 16.618      | 150.0       | H   | 44.0            | -10.2        |



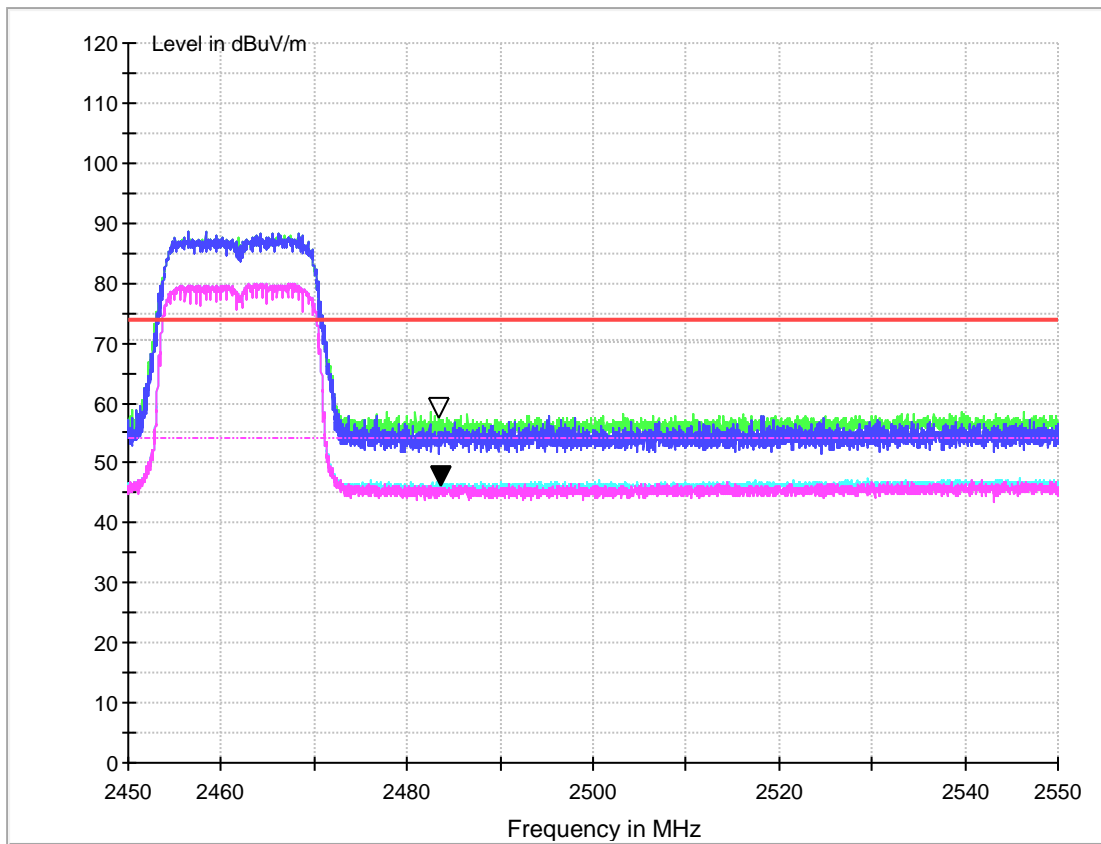
Note:

1, Level = Reading level by receiver + Transd (Antenna factor + cable loss – preamplifier gain)

The reading level is calculated by software which is not shown in the sheet.

2, Margin = Limit - Level

### 1.3.2.8 Channel 11@Ant 2





## MEASUREMENT RESULT: AV Detector

| Frequency (MHz) | Level (dB $\mu$ V/m) | Limit (dB $\mu$ V/m) | Margin (dB) | Height (cm) | Pol | Azimuth h | Transd. (dB) |
|-----------------|----------------------|----------------------|-------------|-------------|-----|-----------|--------------|
| 2483.5          | 46.336               | 54.00                | 7.664       | 150.0       | H   | 47.0      | -10.2        |

## MEASUREMENT RESULT: PK Detector

| Frequency (MHz) | Level (dB $\mu$ V/m) | Limit (dB $\mu$ V/m) | Margin (dB) | Height (cm) | Pol | Azimuth h (deg) | Transd. (dB) |
|-----------------|----------------------|----------------------|-------------|-------------|-----|-----------------|--------------|
| 2483.5          | 57.799               | 74.00                | 16.201      | 150.0       | H   | 43.0            | -10.2        |

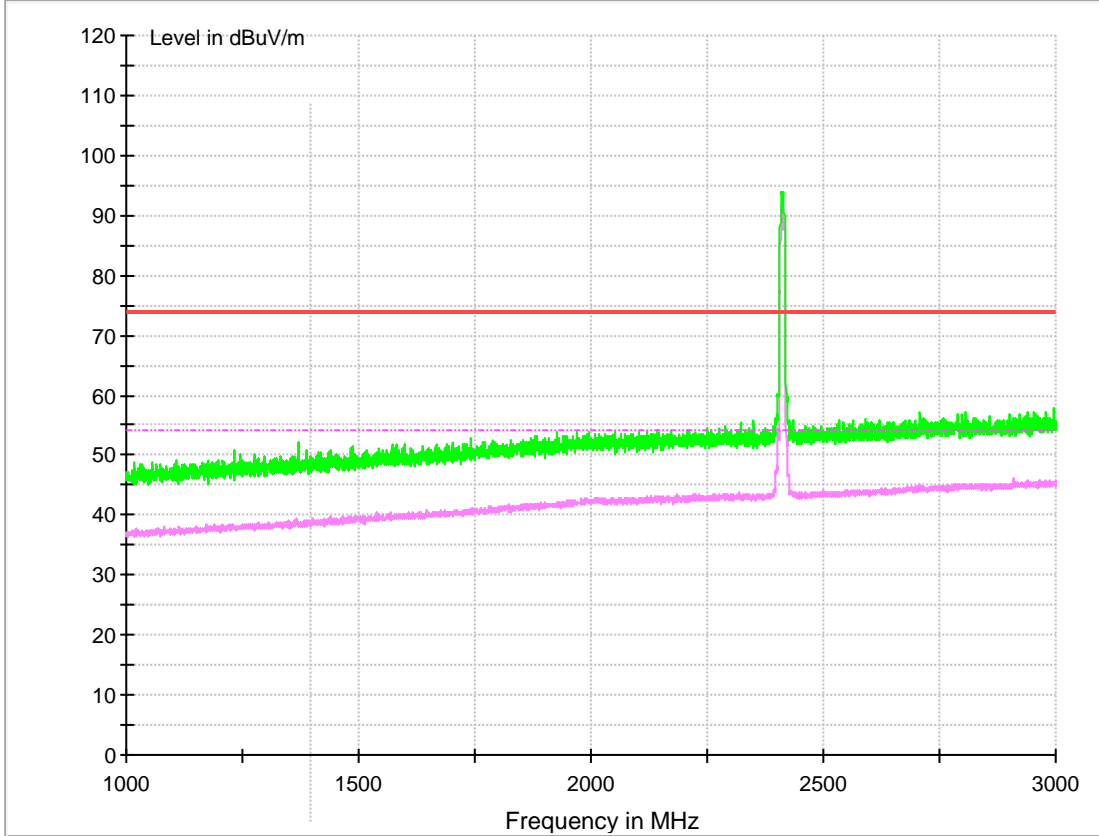
## Note:

1, Level =Reading level by receiver + Transd (Antenna factor + cable loss – preamplifier gain)

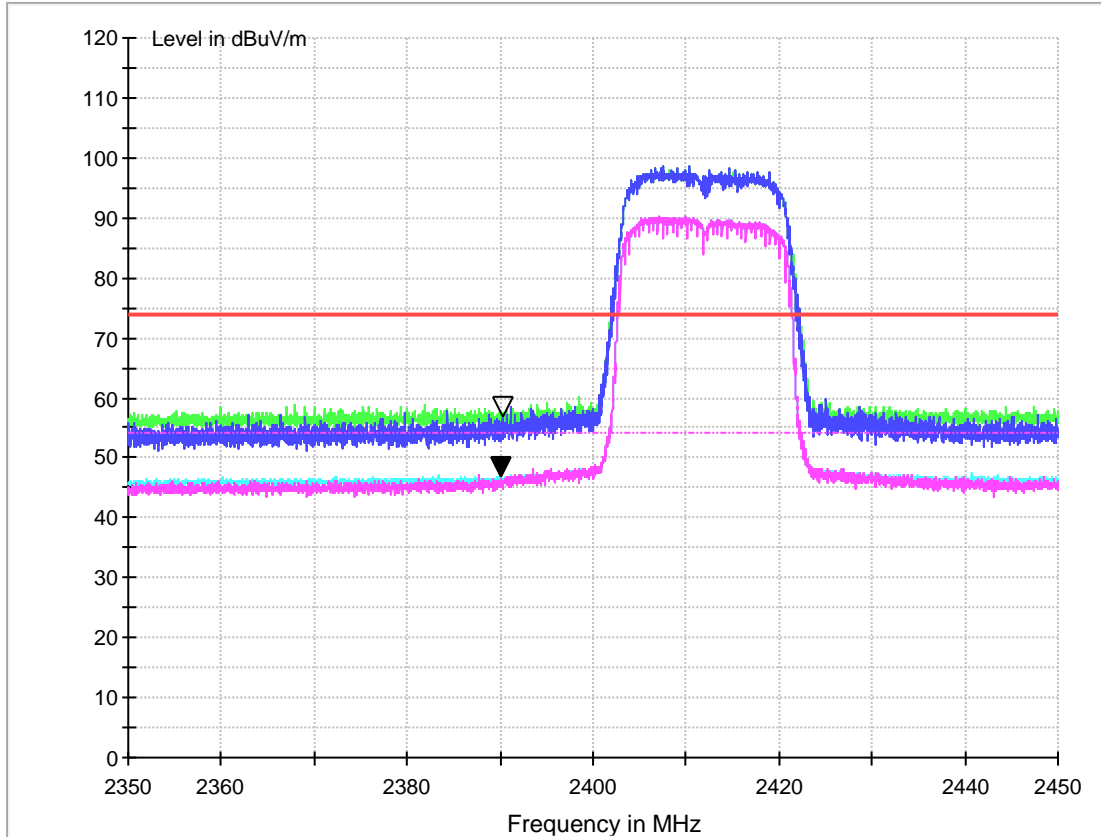
The reading level is calculated by software which is not shown in the sheet.

2, Margin=Limit - Level

### 1.3.3 Test Mode: 11N20



1.3.3.1 Channel 1 @Ant 1



MEASUREMENT RESULT: AV Detector

| Frequency (MHz) | Level (dB $\mu$ V/m) | Limit (dB $\mu$ V/m) | Margin (dB) | Height (cm) | Pol | Azimuth h | Transd. (dB) |
|-----------------|----------------------|----------------------|-------------|-------------|-----|-----------|--------------|
| 2390            | 47.034               | 54.00                | 6.968       | 150.0       | H   | 68.0      | -6.8         |

MEASUREMENT RESULT: PK Detector

| Frequency (MHz) | Level (dB $\mu$ V/m) | Limit (dB $\mu$ V/m) | Margin (dB) | Height (cm) | Pol | Azimuth h (deg) | Transd. (dB) |
|-----------------|----------------------|----------------------|-------------|-------------|-----|-----------------|--------------|
| 2390            | 57.238               | 74.00                | 16.762      | 150.0       | H   | 45.0            | -6.8         |

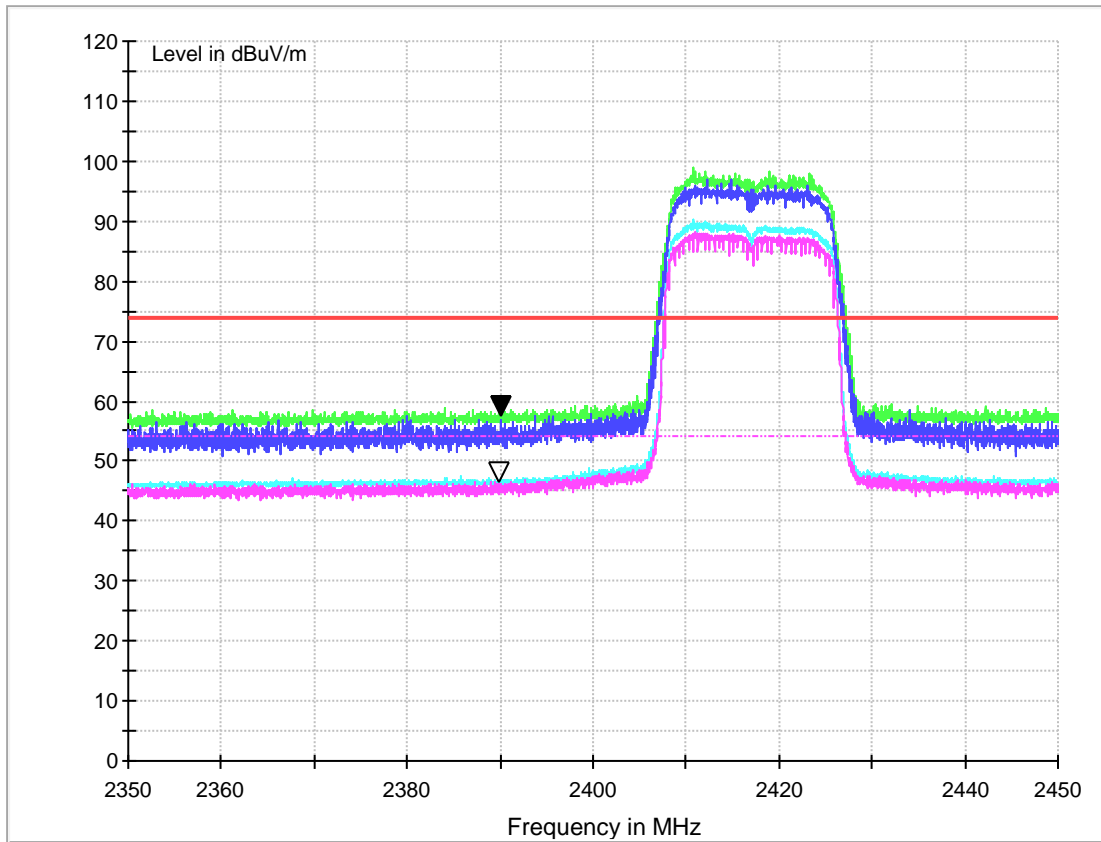
Note:

1, Level = Reading level by receiver + Transd (Antenna factor + cable loss – preamplifier gain)

The reading level is calculated by software which is not shown in the sheet.

2, Margin = Limit - Level

### 1.3.3.2 Channel 2 @Ant 1





## MEASUREMENT RESULT: AV Detector

| Frequency (MHz) | Level (dB $\mu$ V/m) | Limit (dB $\mu$ V/m) | Margin (dB) | Height (cm) | Pol | Azimuth h | Transd. (dB) |
|-----------------|----------------------|----------------------|-------------|-------------|-----|-----------|--------------|
| 2390            | 46.685               | 54.00                | 7.315       | 150.0       | H   | 57.0      | -6.8         |

## MEASUREMENT RESULT: PK Detector

| Frequency (MHz) | Level (dB $\mu$ V/m) | Limit (dB $\mu$ V/m) | Margin (dB) | Height (cm) | Pol | Azimuth h (deg) | Transd. (dB) |
|-----------------|----------------------|----------------------|-------------|-------------|-----|-----------------|--------------|
| 2390            | 57.871               | 74.00                | 16.129      | 150.0       | H   | 58.0            | -6.8         |

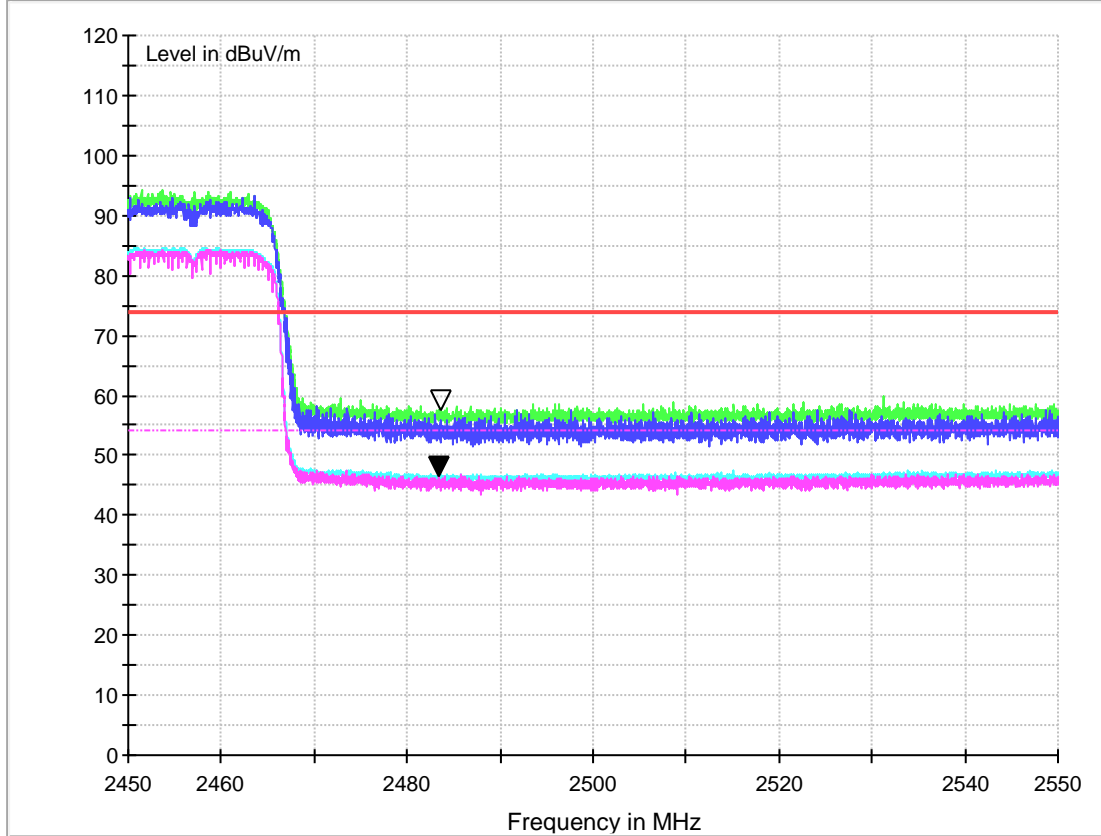
## Note:

1, Level =Reading level by receiver + Transd (Antenna factor + cable loss – preamplifier gain)

The reading level is calculated by software which is not shown in the sheet.

2, Margin=Limit - Level

### 1.3.3.3 Channel 10@Ant 1



MEASUREMENT RESULT: AV Detector

| Frequency (MHz) | Level (dB $\mu$ V/m) | Limit (dB $\mu$ V/m) | Margin (dB) | Height (cm) | Pol | Azimuth h | Transd. (dB) |
|-----------------|----------------------|----------------------|-------------|-------------|-----|-----------|--------------|
| 2483.5          | 46.715               | 54.00                | 7.285       | 150.0       | H   | 57.0      | -10.2        |

MEASUREMENT RESULT: PK Detector

| Frequency (MHz) | Level (dB $\mu$ V/m) | Limit (dB $\mu$ V/m) | Margin (dB) | Height (cm) | Pol | Azimuth h (deg) | Transd. (dB) |
|-----------------|----------------------|----------------------|-------------|-------------|-----|-----------------|--------------|
| 2483.5          | 57.807               | 74.00                | 16.193      | 150.0       | H   | 56.0            | -10.2        |

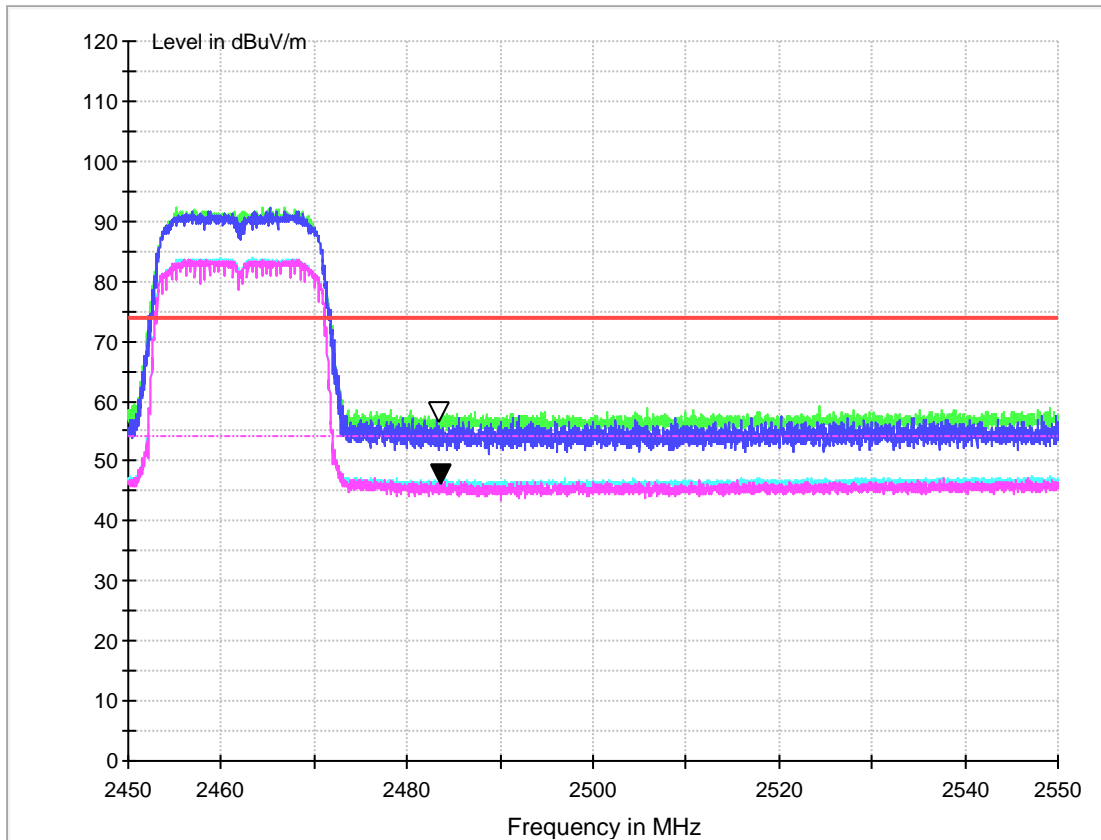
Note:

1, Level = Reading level by receiver + Transd (Antenna factor + cable loss – preamplifier gain)

The reading level is calculated by software which is not shown in the sheet.

2, Margin = Limit – Level

### 1.3.3.4 Channel 11@Ant 1







## MEASUREMENT RESULT: AV Detector

| Frequency (MHz) | Level (dB $\mu$ V/m) | Limit (dB $\mu$ V/m) | Margin (dB) | Height (cm) | Pol | Azimuth h | Transd. (dB) |
|-----------------|----------------------|----------------------|-------------|-------------|-----|-----------|--------------|
| 2483.5          | 46.301               | 54.00                | 7.699       | 150.0       | H   | 39.0      | -10.2        |

## MEASUREMENT RESULT: PK Detector

| Frequency (MHz) | Level (dB $\mu$ V/m) | Limit (dB $\mu$ V/m) | Margin (dB) | Height (cm) | Pol | Azimuth h (deg) | Transd. (dB) |
|-----------------|----------------------|----------------------|-------------|-------------|-----|-----------------|--------------|
| 2483.5          | 56.923               | 74.00                | 17.077      | 150.0       | H   | 35.0            | -10.2        |

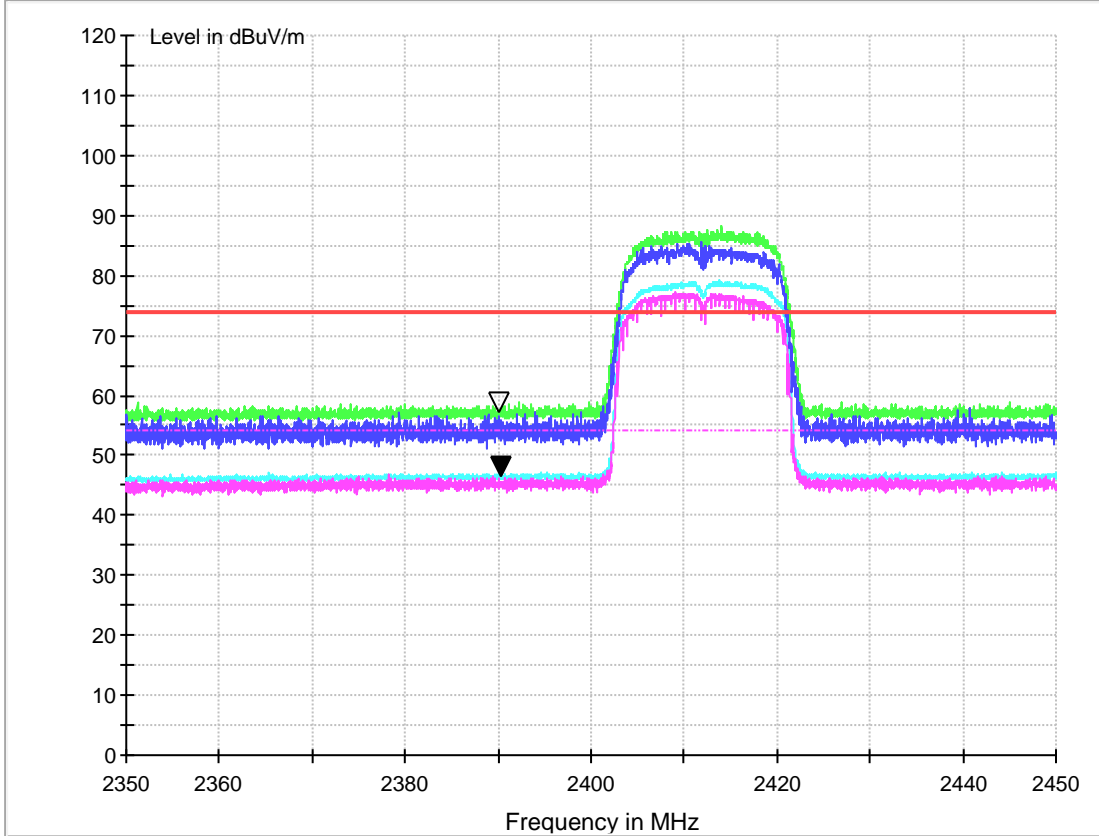
## Note:

1, Level =Reading level by receiver + Transd (Antenna factor + cable loss – preamplifier gain)

The reading level is calculated by software which is not shown in the sheet.

2, Margin=Limit - Level

**1.3.3.5 Channel 1 @Ant 2**



MEASUREMENT RESULT: AV Detector

| Frequency (MHz) | Level (dB $\mu$ V/m) | Limit (dB $\mu$ V/m) | Margin (dB) | Height (cm) | Pol | Azimuth h | Transd. (dB) |
|-----------------|----------------------|----------------------|-------------|-------------|-----|-----------|--------------|
| 2390            | 46.659               | 54.00                | 7.341       | 150.0       | H   | 46.0      | -6.8         |

MEASUREMENT RESULT: PK Detector

| Frequency (MHz) | Level (dB $\mu$ V/m) | Limit (dB $\mu$ V/m) | Margin (dB) | Height (cm) | Pol | Azimuth h (deg) | Transd. (dB) |
|-----------------|----------------------|----------------------|-------------|-------------|-----|-----------------|--------------|
| 2390            | 57.616               | 74.00                | 16.384      | 150.0       | H   | 58.0            | -6.8         |

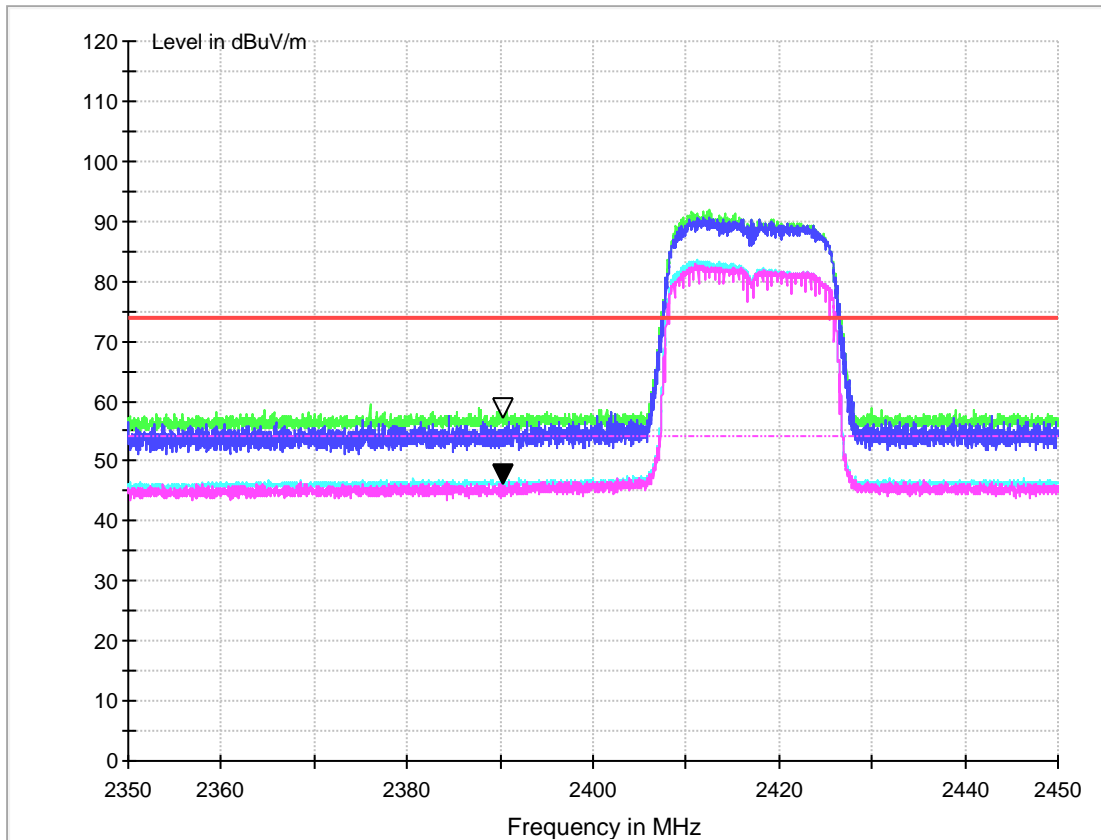
Note:

1, Level = Reading level by receiver + Transd (Antenna factor + cable loss – preamplifier gain)

The reading level is calculated by software which is not shown in the sheet.

2, Margin = Limit – Level

### 1.3.3.6 Channel 2 @Ant 2





## MEASUREMENT RESULT: AV Detector

| Frequency (MHz) | Level (dB $\mu$ V/m) | Limit (dB $\mu$ V/m) | Margin (dB) | Height (cm) | Pol | Azimuth h | Transd. (dB) |
|-----------------|----------------------|----------------------|-------------|-------------|-----|-----------|--------------|
| 2390            | 46.394               | 54.00                | 7.606       | 150.0       | H   | 47.0      | -6.8         |

## MEASUREMENT RESULT: PK Detector

| Frequency (MHz) | Level (dB $\mu$ V/m) | Limit (dB $\mu$ V/m) | Margin (dB) | Height (cm) | Pol | Azimuth h (deg) | Transd. (dB) |
|-----------------|----------------------|----------------------|-------------|-------------|-----|-----------------|--------------|
| 2390            | 57.427               | 74.00                | 16.573      | 150.0       | H   | 59.0            | -6.8         |

## Note:

1, Level =Reading level by receiver + Transd (Antenna factor + cable loss – preamplifier gain)

The reading level is calculated by software which is not shown in the sheet.

2, Margin=Limit – Level