







5.1.1.2.1.1.2 Test RB = RB1#24









5.1.1.2.1.1.3 Test RB = RB12#6









5.1.1.2.1.1.4 Test RB = RB25#0







5.1.1.2.1.2 Test Channel = HCH

5.1.1.2.1.2.1 Test RB = RB1#0







5.1.1.2.1.2.2 Test RB = RB1#24





5.1.1.2.1.2.3 Test RB = RB12#6









5.1.1.2.1.2.4 Test RB = RB25#0













5.1.1.2.2.1.2 Test RB = RB1#49











5.1.1.2.2.1.4 Test RB = RB50#0





5.1.1.2.2.2 Test Channel = HCH

5.1.1.2.2.2.1 Test RB = RB1#0







5.1.1.2.2.2 Test RB = RB1#49











5.1.1.2.2.4 Test RB = RB50#0



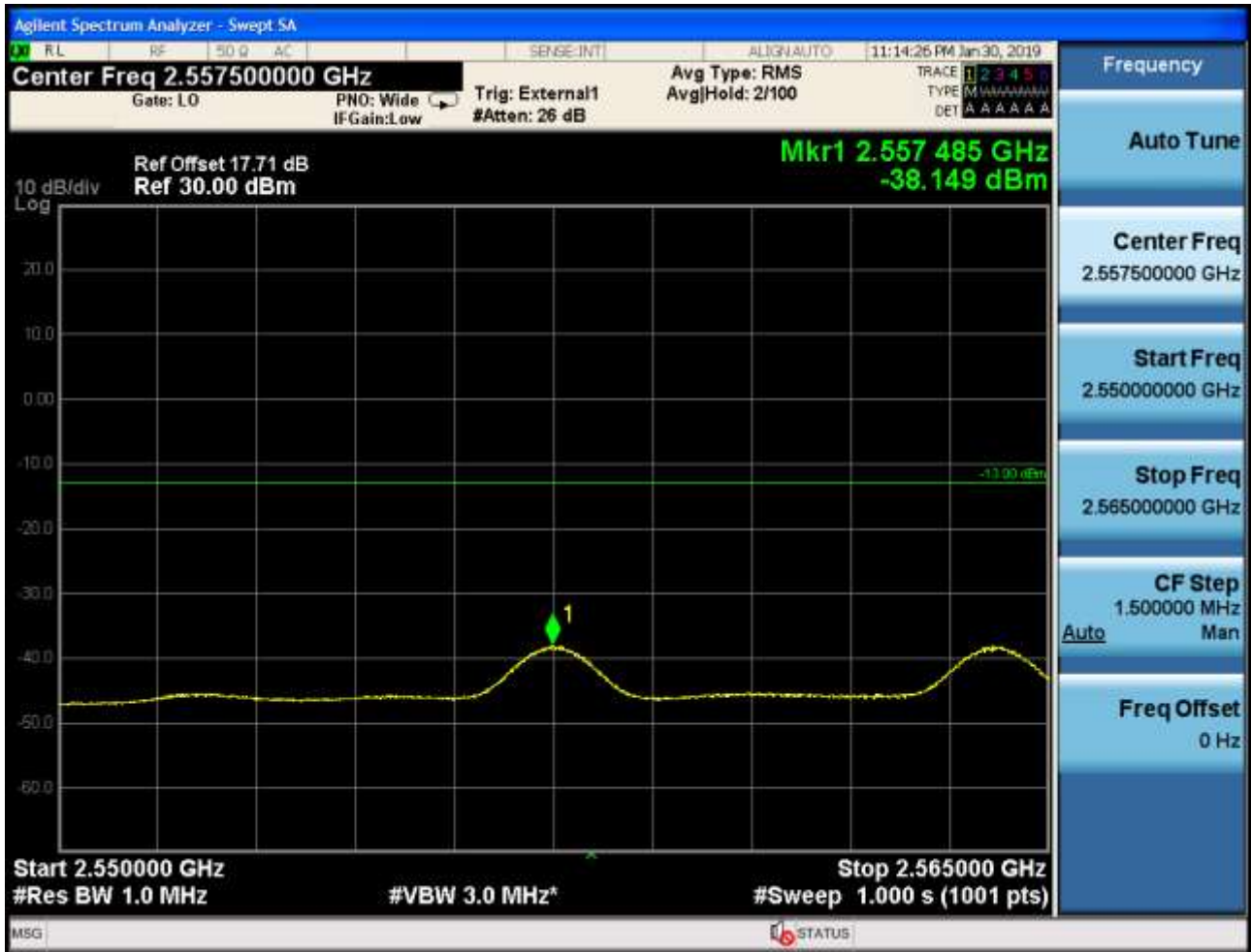




5.1.1.2.3 Test Bandwidth = 15

5.1.1.2.3.1 Test Channel = LCH

5.1.1.2.3.1.1 Test RB = RB1#0







5.1.1.2.3.1.2 Test RB = RB1#74







5.1.1.2.3.1.3 Test RB = RB38#19







5.1.1.2.3.1.4 Test RB = RB75#0







5.1.1.2.3.2 Test Channel = HCH

5.1.1.2.3.2.1 Test RB = RB1#0









5.1.1.2.3.2.2 Test RB = RB1#74







5.1.1.2.3.2.3 Test RB = RB38#19









5.1.1.2.3.2.4 Test RB = RB75#0





5.1.1.2.4 Test Bandwidth = 20

5.1.1.2.4.1 Test Channel = LCH

5.1.1.2.4.1.1 Test RB = RB1#0







5.1.1.2.4.1.2 Test RB = RB1#99









5.1.1.2.4.1.3 Test RB = RB50#25







5.1.1.2.4.1.4 Test RB = RB100#0





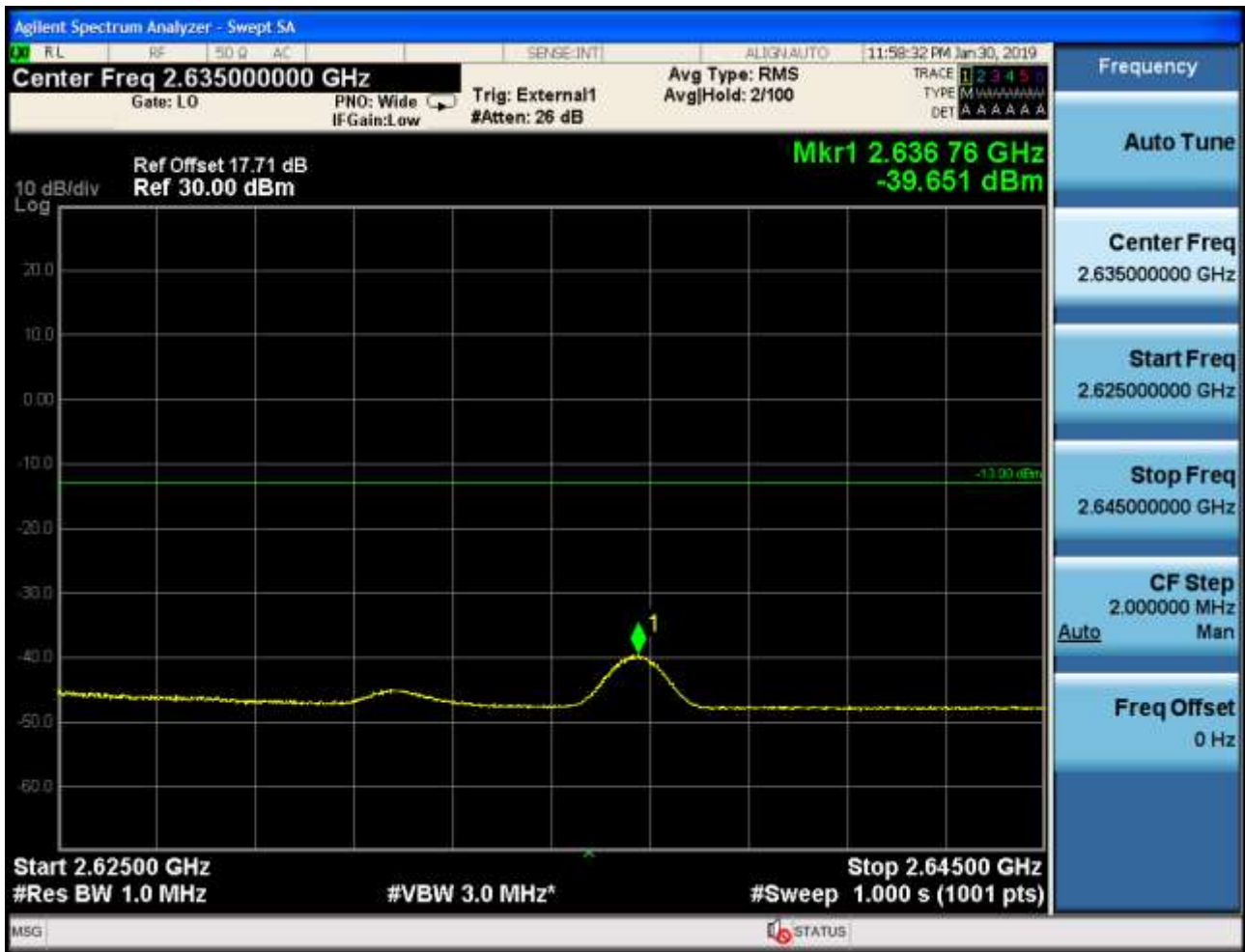


5.1.1.2.4.2 Test Channel = HCH

5.1.1.2.4.2.1 Test RB = RB1#0









5.1.1.2.4.2.2 Test RB = RB1#99





5.1.1.2.4.2.3 Test RB = RB50#25







5.1.1.2.4.2.4 Test RB = RB100#0





6Appendix_F: Spurious Emission at Antenna Terminal

NOTE: For the averaged unwanted emissions measurements, the measurement points in each sweep is greater than twice the Span/RBW in order to ensure bin-to-bin spacing of $< RBW/2$ so that narrowband signals are not lost between frequency bins. As to the present test item, the "Measurement Points = $k * (Span / RBW)$ " with k between 4 and 5, which results in an acceptable level error of less than 0.5 dB.

Part I - Test Plots

6.1 For LTE

6.1.1 Test Band = Band38

6.1.1.1 Test Mode = LTE/TM1

6.2.1.1.1 Test Bandwidth = 5

6.2.1.1.1.1 Test Channel = LCH

6.2.1.1.1.1.1 Test RB = RB1#0







6.1.1.1.1.2 Test Channel = MCH

6.1.1.1.1.2.1 Test RB = RB1#0









6.1.1.1.3 Test Channel = HCH

6.1.1.1.3.1 Test RB = RB1#0







6.1.1.1.2 Test Bandwidth = 10

6.1.1.1.2.1 Test Channel = LCH

6.1.1.1.2.1.1 Test RB = RB1#0









6.1.1.1.2.2 Test Channel = MCH

6.1.1.1.2.2.1 Test RB = RB1#0







6.1.1.1.2.3 Test Channel = HCH

6.1.1.1.2.3.1 Test RB = RB1#0





6.1.1.1.3 Test Bandwidth = 15

6.1.1.1.3.1 Test Channel = LCH

6.1.1.1.3.1.1 Test RB = RB1#0







6.1.1.1.3.2 Test Channel = MCH

6.1.1.1.3.2.1 Test RB = RB1#0

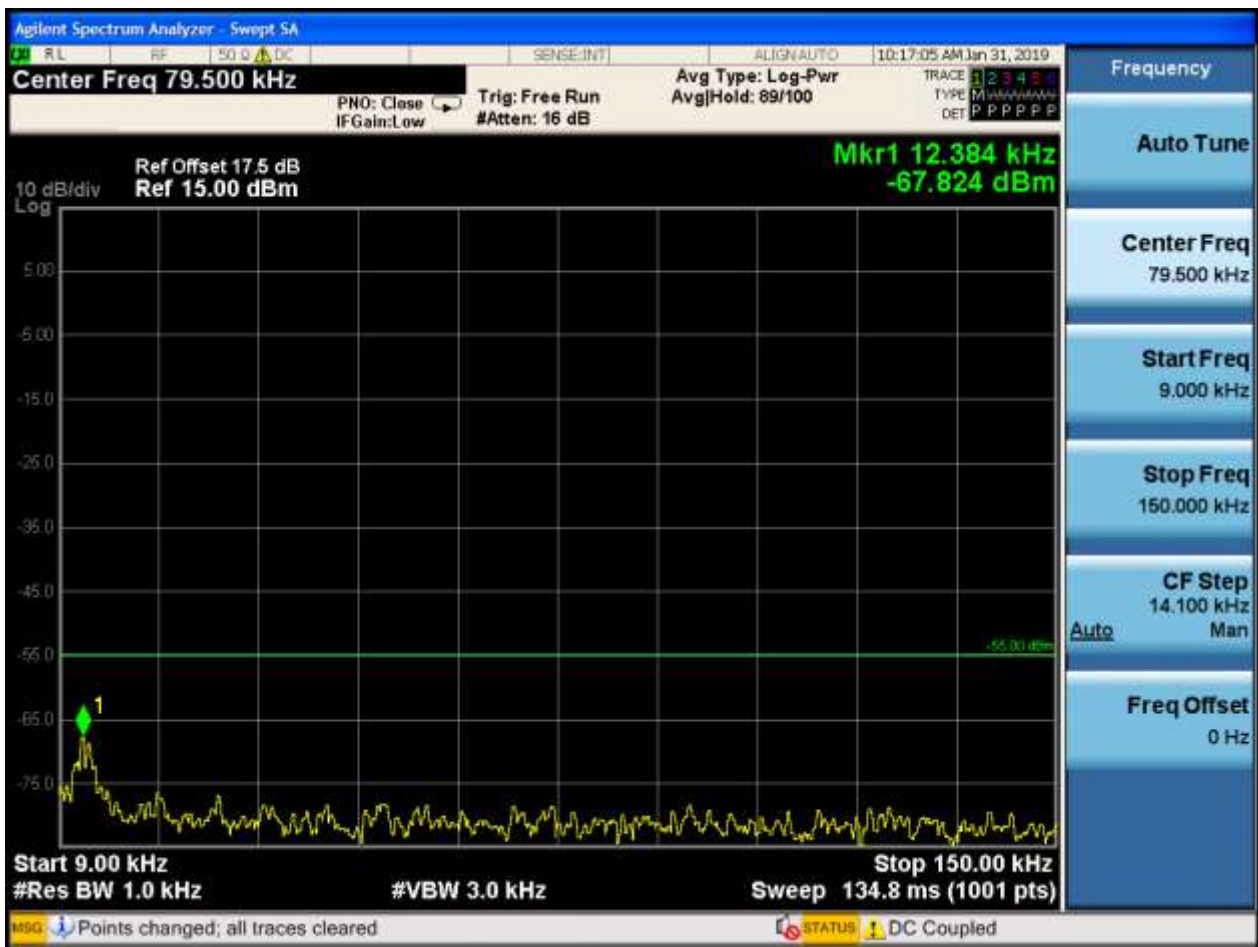






6.1.1.1.3.3 Test Channel = HCH

6.1.1.1.3.3.1 Test RB = RB1#0







6.1.1.1.4 Test Bandwidth = 20

6.1.1.1.4.1 Test Channel = LCH

6.1.1.1.4.1.1 Test RB = RB1#0







6.1.1.1.4.2 Test Channel = MCH

6.1.1.1.4.2.1 Test RB = RB1#0







6.1.1.1.4.3 Test Channel = HCH

6.1.1.1.4.3.1 Test RB = RB1#0









6.1.1.2 Test Mode = LTE/TM2

6.1.1.2.1 Test Bandwidth = 5

6.1.1.2.1.1 Test Channel = LCH

6.1.1.2.1.1.1 Test RB = RB1#0







6.1.1.2.1.2 Test Channel = MCH

6.1.1.2.1.2.1 Test RB = RB1#0

