

No. 1 Workshop, M-10, Middle section, Science & Technology Park, Nanshan District, Shenzhen, Guangdong, China 518057

Report No.: HR/2019/1000202  
Page: 1 of 304

Telephone: +86 (0) 755 2601 2053  
Fax: +86 (0) 755 2671 0594  
Email: ee.shenzhen@sgs.com

## FCC TEST REPORT

**Application No:** HR/2019/10002

**Applicant:** Huawei Technologies Co., Ltd.

**Address of Applicant:** Administration Building, Headquarters of Huawei Technologies Co., Ltd., Bantian, Longgang District, Shenzhen, 518129, P.R.C

**Manufacturer:** Huawei Technologies Co., Ltd.

**Address of Manufacturer:** Administration Building, Headquarters of Huawei Technologies Co., Ltd., Bantian, Longgang District, Shenzhen, 518129, P.R.C

**Factory:** Huawei Technologies Co., Ltd.

**Address of Factory:** Administration Building, Headquarters of Huawei Technologies Co., Ltd., Bantian, Longgang District, Shenzhen, 518129, P.R.C

**EUT Description:** Smart Phone

**Model No.:** VOG-L04

**Trade Mark::** HUAWEI

**FCC ID:** QISVOG-L04

**Standards:** 47 CFR FCC Part 2, Subpart J  
47 CFR FCC Part 15, Subpart C  
47 CFR FCC Part 15, Subpart E  
KDB 789033 D02 General UNII Test Procedures New Rules v02  
FCC KDB 558074 D01 DTS Meas Guidance v05  
KDB 662911 D01 Multiple Transmitter Output v02r01

**Test Method:** KDB 905462 D02 UNII DFS Compliance Procedures New Rules v02  
KDB 905462 D03 Client Without DFS New Rules v01r02  
ANSI C63.10-2013, American National Standard for Testing Unlicensed Wireless Devices

**Date of Receipt:** 2019/1/3


**Date of Test:** 2019/1/3 to 2019/1/16

**Date of Issue:** 2019/1/17

<b>Test Result:</b>	<b>PASS *</b>
---------------------	---------------

. \* In the configuration tested, the EUT complied with the standards specified above.

Authorized Signature:



Derek Yang  
Wireless Laboratory Manager

The manufacturer should ensure that all products in series production are in conformity with the product sample detailed in this report. If the product in this report is used in any configuration other than that detailed in the report, the manufacturer must ensure the new system complies with all relevant standards. Any mention of SGS International Electrical Approvals or testing done by SGS International Electrical Approvals in connection with, distribution or use of the product described in this report must be approved by SGS International Electrical Approvals in writing.



## 1 Version

Revision Record				
Version	Chapter	Date	Modifier	Remark
00		2019/1/17		Original

Authorized for issue by:			
Tested By		 _____ <b>(Mike Hu) /Project Engineer</b>	2019/1/17
			_____
Checked By		 _____ <b>(David Chen) /Reviewer</b>	2019/1/17
			_____

## Contents

<b>1</b>	<b>VERSION.....</b>	<b>2</b>
<b>2</b>	<b>TEST SUMMARY.....</b>	<b>4</b>
<b>3</b>	<b>GENERAL INFORMATION.....</b>	<b>6</b>
3.1	CLIENT INFORMATION.....	6
3.2	TEST LOCATION.....	6
3.3	TEST FACILITY.....	6
3.4	GENERAL DESCRIPTION OF EUT.....	7
3.5	TEST ENVIRONMENT AND MODE.....	9
<b>4</b>	<b>TEST RESULTS AND MEASUREMENT DATA.....</b>	<b>10</b>
4.1	ANTENNA REQUIREMENT.....	10
4.2	CONDUCTED EMISSIONS.....	10
4.3	RADIATED SPURIOUS EMISSIONS.....	14
4.3.1	<i>Radiated emission below 1GHz.....</i>	<i>16</i>
4.3.2	<i>Transmitter emission above 1Hz.....</i>	<i>18</i>
4.4	RESTRICTED BANDS AROUND FUNDAMENTAL FREQUENCY.....	141
4.4.1	<i>CDD &amp; MIMO.....</i>	<i>143</i>
4.5	DYNAMIC FREQUENCY SELECTION.....	297
4.5.1	<i>DFS Overview.....</i>	<i>297</i>
4.5.2	<i>DFS Detection Thresholds.....</i>	<i>298</i>
4.5.3	<i>Response Requirements.....</i>	<i>298</i>
4.5.4	<i>Test plots.....</i>	<i>299</i>
4.5.5	<i>Test Data:.....</i>	<i>300</i>
<b>5</b>	<b>MEASUREMENT UNCERTAINTY (95% CONFIDENCE LEVELS, K=2).....</b>	<b>302</b>
<b>6</b>	<b>EQUIPMENT LIST.....</b>	<b>303</b>
<b>7</b>	<b>PHOTOGRAPHS - EUT TEST SETUP DETAILS.....</b>	<b>304</b>



## 2 Test Summary

Test Item	Band	FCC Rule	Requirements	Test Result	Verdict
Unwanted Emissions that fall Outside of the Restricted Bands(Radiated)	5150-5250	15.407(b)(1) 15.407(b)(6) 15.407(b)(7) 15.209	F<1GHz: §15.209/§7.2.5 limit (QP). F≥1GHz & out-restricted: <-27dBm/MHz PK e.i.r.p. (exl. 5.15-5.35 GHz). F≥1GHz & in-restricted: §15.209/§7.2.5 limit (AV&PK).	Clause 4.3	Pass
	5250-5350	15.407(b)(2) 15.407(b)(6) 15.407(b)(7) 15.209	F<1GHz: §15.209/§7.2.5 limit (QP). F≥1GHz & out-restricted: <-27dBm/MHz PK e.i.r.p. (exl. 5.25-5.35 GHz). F≥1GHz & in-restricted: §15.209/§7.2.5 limit (AV&PK).		
	5470-5750	15.407(b)(3) 15.407(b)(6) 15.407(b)(7) 15.209	F<1GHz: §15.209/§7.2.5 limit (QP). F≥1GHz & out-restricted: <-27dBm/MHz PK e.i.r.p. (exl. 5.47-5.725 GHz). F≥1GHz & in-restricted: §15.209/§7.2.5 limit (AV&PK).		
	5725-5850	15.407(b)(4) 15.407(b)(6) 15.407(b)(7) 15.209	F<1GHz: §15.209/§7.2.5 limit (QP) F≥1GHz & out-restricted:(QP) a) 27 dBm/MHz at frequencies from the band edges decreasing linearly to 15.6 dBm/MHz at 5 MHz above or below the band edges; b) 15.6 dBm/MHz at 5 MHz above or below the band edges decreasing linearly to 10 dBm/MHz at 25 MHz above or below the band edges; c) 10 dBm/MHz at 25 MHz above or below the band edges decreasing linearly to -27 dBm/MHz at 75 MHz above or below the band edges; and d) -27 dBm/MHz at frequencies more than 75 MHz above or below the band edges. F≥1GHz & in-restricted: §15.209/§7.2.5 limit (AV&PK).		
Unwanted Emissions in the Restricted Bands (Radiated)	5150-5250 5250-5350 5470-5725 5725-5850	15.209	---	Clause 4.4	Pass
AC Power Line Conducted Emissions	5150-5250 5250-5350 5470-5725 5725-5850	15.207	---	Clause 4.2	Pass



Test Item	Band	FCC Rule	Requirements	Test Result	Verdict
Dynamic Frequency Selection	5250-5350 5470-5725	47 CFR Part 15, Subpart E 15.407	Channel Move Time:10 Seconds	Clause 4.5	Pass
			Transmission Time: milliseconds + an aggregate of 60 milliseconds over remaining 10 second period.		
			Non-occupancy period: Minimum 30 minutes		



### 3 General Information

#### 3.1 Client Information

Applicant:	Huawei Technologies Co., Ltd.
Address of Applicant:	Administration Building, Headquarters of Huawei Technologies Co., Ltd., Bantian, Longgang District, Shenzhen, 518129, P.R.C
Manufacturer:	Huawei Technologies Co., Ltd.
Address of Manufacturer:	Administration Building, Headquarters of Huawei Technologies Co., Ltd., Bantian, Longgang District, Shenzhen, 518129, P.R.C
Factory:	Huawei Technologies Co., Ltd.
Address of Factory:	Administration Building, Headquarters of Huawei Technologies Co., Ltd., Bantian, Longgang District, Shenzhen, 518129, P.R.C

#### 3.2 Test Location

Company:	SGS-CSTC Standards Technical Services Co., Ltd. Shenzhen Branch
Address:	No. 1 Workshop, M-10, Middle section, Science & Technology Park, Shenzhen, Guangdong, China
Post code:	518057
Telephone:	+86 (0) 755 2601 2053
Fax:	+86 (0) 755 2671 0594
E-mail:	ee.shenzhen@sgs.com

#### 3.3 Test Facility

The test facility is recognized, certified, or accredited by the following organizations:

• **CNAS (No. CNAS L2929)**

CNAS has accredited SGS-CSTC Standards Technical Services Co., Ltd. Shenzhen Branch EMC Lab to ISO/IEC 17025:2005 General Requirements for the Competence of Testing and Calibration Laboratories (CNAS-CL01 Accreditation Criteria for the Competence of Testing and Calibration Laboratories) for the competence in the field of testing.

• **A2LA (Certificate No. 3816.01)**

SGS-CSTC Standards Technical Services Co., Ltd., Shenzhen EMC Laboratory is accredited by the American Association for Laboratory Accreditation(A2LA). Certificate No. 3816.01.

• **VCCI**

The 3m Fully-anechoic chamber for above 1GHz, 10m Semi-anechoic chamber for below 1GHz, Shielded Room for Mains Port Conducted Interference Measurement and Telecommunication Port Conducted Interference Measurement of SGS-CSTC Standards Technical Services Co., Ltd. have been registered in accordance with the Regulations for Voluntary Control Measures with Registration No.: G-20026, R-14188, C-12383 and T-11153 respectively.

• **FCC –Designation Number: CN1178**

SGS-CSTC Standards Technical Services Co., Ltd., Shenzhen EMC Laboratory has been recognized as an accredited testing laboratory.

Designation Number: CN1178. Test Firm Registration Number: 406779.

• **Industry Canada (IC)**

Two 3m Semi-anechoic chambers and the 10m Semi-anechoic chamber of SGS-CSTC Standards Technical Services Co., Ltd. Shenzhen Branch EMC Lab have been registered by Certification and Engineering Bureau of Industry Canada for radio equipment testing with Registration No.: 4620C-1, 4620C-2, 4620C-3.

### 3.4 General Description of EUT

EUT Description::	Smart Phone
Model No.:	VOG-L04
Trade Mark:	HUAWEI
Hardware Version:	HL2VOGUEM
Software Version:	9.1.0.42(C792E10R1P4)
IEEE 802.11 WLAN Mode Supported	<input checked="" type="checkbox"/> 802.11a (20 MHz channel bandwidth) ; <input checked="" type="checkbox"/> 802.11n (20 MHz channel bandwidth); <input checked="" type="checkbox"/> 802.11n (40 MHz channel bandwidth); <input checked="" type="checkbox"/> 802.11ac (20 MHz channel bandwidth); <input checked="" type="checkbox"/> 802.11ac (40 MHz channel bandwidth); <input checked="" type="checkbox"/> 802.11ac (80 MHz channel bandwidth), <input checked="" type="checkbox"/> 802.11ac (160 MHz channel bandwidth),
Operation Frequency:	IEEE 802.11a/ n(HT20/40)/ ac(HT20/40/80/160): 5150MHz to 5250MHz IEEE 802.11a/ n(HT20/40)/ ac(HT20/40/80/160): 5250MHz to 5350MHz IEEE 802.11a/ n(HT20/40)/ ac(HT20/40/80/160): 5470MHz to 5725MHz IEEE 802.11a/ n(HT20/40)/ ac(HT20/40/80): 5725MHz to 5850MHz
Type of Modulation:	OFDM
DFS mode:	<input type="checkbox"/> Master <input type="checkbox"/> Slave with radar detection <input checked="" type="checkbox"/> Slave without radar detection
Sample Type:	<input checked="" type="checkbox"/> Portable Device, <input type="checkbox"/> Module
Antenna Type:	<input type="checkbox"/> External, <input checked="" type="checkbox"/> Integrated
Antenna Ports	<input checked="" type="checkbox"/> Ant 1, <input checked="" type="checkbox"/> Ant 2, <input type="checkbox"/> Ant 3
Smart System	<input checked="" type="checkbox"/> SISO (for 802.11a/n/ac), <input checked="" type="checkbox"/> MIMO (for 802.11n/ac), <input type="checkbox"/> Diversity (for 802.11a) : Tx & Rx
Antenna Gain:	Ant1: -2.9dBi ; Ant2:-1.2dBi
Power Supply	<input checked="" type="checkbox"/> AC/DC Adapter; <input type="checkbox"/> PoE;; <input type="checkbox"/> Other:
EUT Power Supply:	Battery Model: HB486486ECW Rated capacity: 4100mAh Nominal Voltage: <b>=====</b> +3.82V Charging Voltage: <b>=====</b> +4.4V
AC adaptor:	Model: HW-100400A00 Manufacturer: Huawei Technologies Co., Ltd. Input: 100-240V ~50/60Hz 1.2A Output: 5V <b>=====</b> 2A OR 9V <b>=====</b> 2A OR 10V <b>=====</b> 4A Model: HW-100400U00 Manufacturer: Huawei Technologies Co., Ltd. Input: 100-240V ~50/60Hz 1.2A Output: 5V <b>=====</b> 2A OR 9V <b>=====</b> 2A OR 10V <b>=====</b> 4A Model: HW-100400E00 Manufacturer: Huawei Technologies Co., Ltd. Input: 100-240V ~50/60Hz 1.2A Output: 5V <b>=====</b> 2A OR 9V <b>=====</b> 2A OR 10V <b>=====</b> 4A



	Model: HW-100400B00 Manufacturer: Huawei Technologies Co., Ltd. Input: 100-240V ~50/60Hz 1.2A Output: 5V <b>=====</b> 2A OR 9V <b>=====</b> 2A OR 10V <b>=====</b> 4A
--	--

**Remark:**

In FCC 15.31, for each band in which the device can be operated with the device operating at the number of frequencies in each band specified in the following table, and the selected channel to perform the test as below:

Frequency Range of Operation Operating Frequency Range (in each Band)	Number of Measurement Frequencies Required	Location of Measurement Frequency in Band of Operation
1 MHz or less	1	centre
1 MHz to 10 MHz	2	1 near high end, 1 near low end
Greater than 10 MHz	3	1 near high end, 1 near centre

**For UNII Band I:**

Mode	Channel	Frequency(MHz)
IEEE 802.11a/n/ac 20MHz	The Lowest channel	5180
	The Middle channel	5220
	The Highest channel	5240
IEEE 802.11n/ac 40MHz	The Lowest channel	5190
	The Highest channel	5230
IEEE 802.11ac 80MHz	The Middle channel	5210

**For UNII Band II-A:**

Mode	Channel	Frequency(MHz)
IEEE 802.11a/n/ac 20MHz	The Lowest channel	5260
	The Middle channel	5300
	The Highest channel	5320
IEEE 802.11n/ac 40MHz	The Lowest channel	5270
	The Highest channel	5310
IEEE 802.11ac 80MHz	The Middle channel	5290
IEEE 802.11ac 160MHz	The Middle channel	5250



For UNII Band II-C:

Mode	Channel	Frequency(MHz)
IEEE 802.11a/n/ac 20MHz	The Lowest channel	5500
	The Middle channel	5580
	The Highest channel	5700
IEEE 802.11n/ac 40MHz	The Lowest channel	5510
	The Middle channel	5550
	The Highest channel	5670
IEEE 802.11ac 80MHz	The Lowest channel	5530
	The Highest channel	5710
IEEE 802.11ac 160MHz	The Middle channel	5570

For UNII Band III:

Mode	Channel	Frequency(MHz)
IEEE 802.11a/n/ac 20MHz	The Lowest channel	5745
	The Middle channel	5785
	The Highest channel	5825
IEEE 802.11n/ac 40MHz	The Lowest channel	5755
	The Highest channel	5795
IEEE 802.11ac 80MHz	The Middle channel	5775

### 3.5 Test Environment and Mode

Operating Environment:	
Temperature:	25.0 °C
Humidity:	55 % RH
Atmospheric Pressure:	101.32 KPa
Test mode:	
Transmitting mode:	Keep the EUT in transmitting mode with all kind of modulation and all kind of data rate.

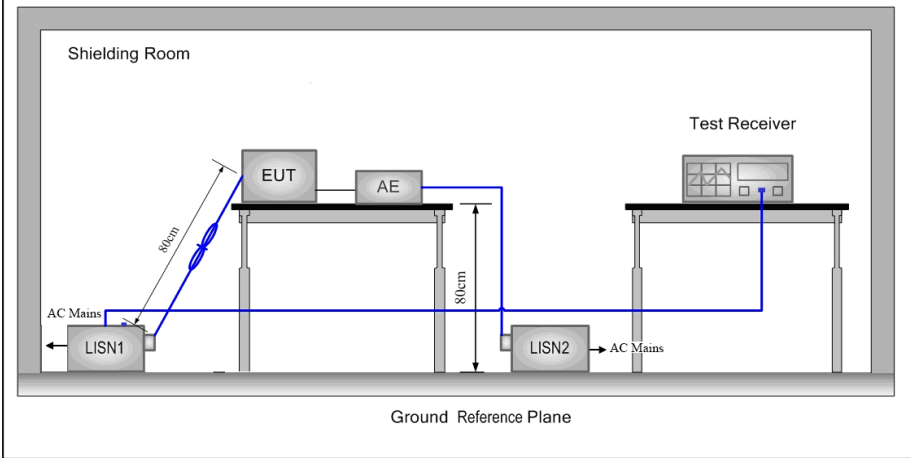
## 4 Test results and Measurement Data

### 4.1 Antenna Requirement

<b>Test Requirement:</b>	47 CFR Part 15 Section 15.203
The antenna is integrated antenna and no consideration of replacement. The best case gain of the antenna is Ant1: -2.9dBi ; Ant2:-1.2dBi.	

### 4.2 Conducted Emissions

<b>Test Requirement:</b>	47 CFR Part 15 Section 15.407(b)		
<b>Test Method:</b>	ANSI C63.10: 2013		
<b>Test Frequency Range:</b>	150kHz to 30MHz		
<b>Limit:</b>	Frequency range (MHz)	Limit (dBuV)	
		Quasi-peak	Average
	0.15-0.5	66 to 56*	56 to 46*
	0.5-5	56	46
	5-30	60	50
* Decreases with the logarithm of the frequency.			
<b>Test Procedure:</b>	<ol style="list-style-type: none"> <li>1) The mains terminal disturbance voltage test was conducted in a shielded room.</li> <li>2) The EUT was connected to AC power source through a LISN 1 (Line Impedance Stabilization Network) which provides a 50Ω/50μH + 5Ω linear impedance. The power cables of all other units of the EUT were connected to a second LISN 2, which was bonded to the ground reference plane in the same way as the LISN 1 for the unit being measured. A multiple socket outlet strip was used to connect multiple power cables to a single LISN provided the rating of the LISN was not exceeded.</li> <li>3) The tabletop EUT was placed upon a non-metallic table 0.8m above the ground reference plane. And for floor-standing arrangement, the EUT was placed on the horizontal ground reference plane,</li> <li>4) The test was performed with a vertical ground reference plane. The rear of the EUT shall be 0.4 m from the vertical ground reference plane. The vertical ground reference plane was bonded to the horizontal ground reference plane. The LISN 1 was placed 0.8 m from the boundary of the unit under test and bonded to a ground reference plane for LISNs mounted on top of the ground reference plane. This distance was between the closest points of the LISN 1 and the EUT. All other units of the EUT and associated equipment was at least 0.8 m from the LISN 2.</li> <li>5) In order to find the maximum emission, the relative positions of equipment and all of the interface cables must be changed according to ANSI C63.10: 2013 on conducted measurement.</li> </ol>		

<p>Test Setup:</p>	
<p>Exploratory Test Mode:</p>	<p>Transmitting with all kind of modulations, data rates at lowest, middle and highest channel.</p>
<p>Final Test Mode:</p>	<p>Through Pre-scan, find the 6Mbps of rate of 802.11a at lowest channel is the worst case. Only the worst case is recorded in the report.</p>
<p>Instruments Used:</p>	<p>Refer to section 5.10 for details</p>
<p>Test Results:</p>	<p>Pass</p>

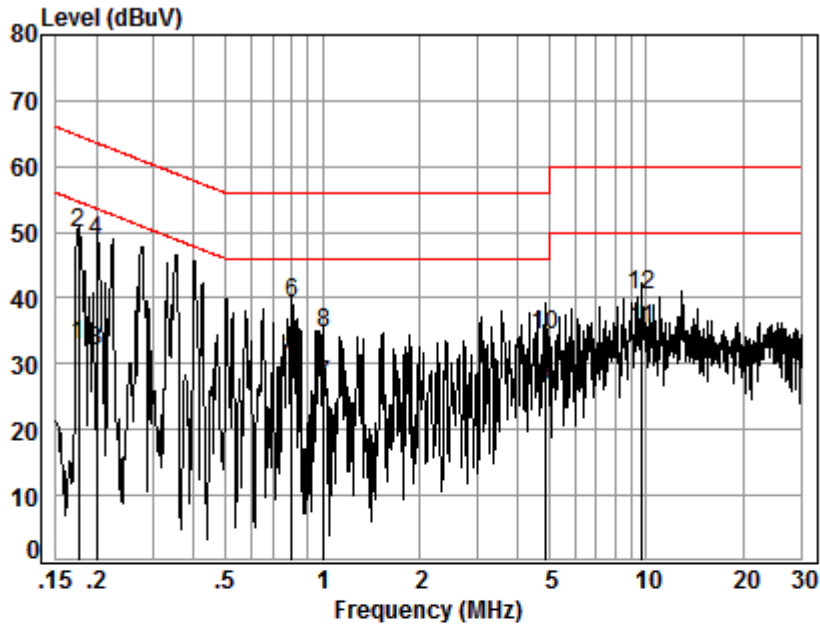
**Measurement Data**

An initial pre-scan was performed on the live and neutral lines with peak detector.

Quasi-Peak and Average measurement were performed at the frequencies with maximized peak emission were detected.



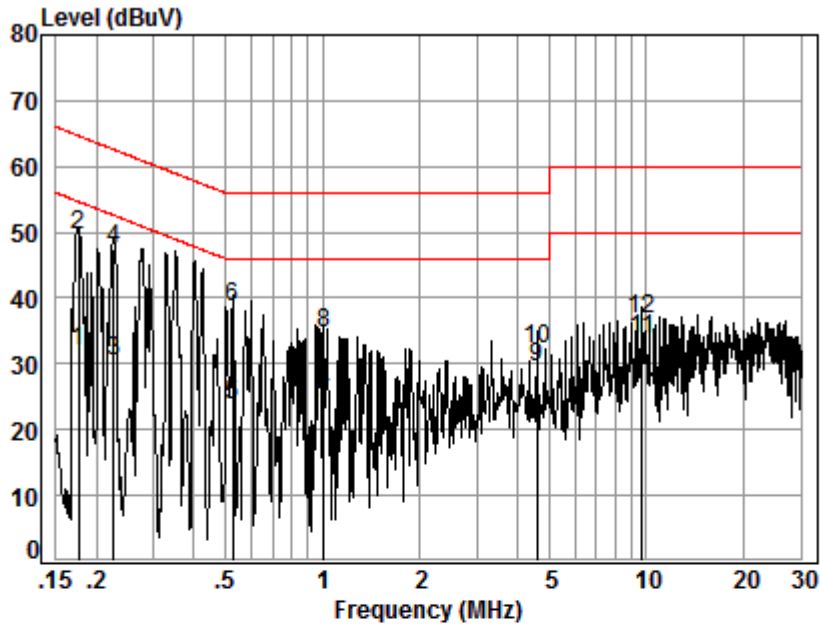
Live Line:



Site : Shielding Room  
 Condition: Line  
 Job No. : 10002  
 Test mode: a

	Freq	Cable Loss	LISN Factor	Read Level	Level	Limit Line	Over Limit	Remark
	MHz	dB	dB	dBuV	dBuV	dBuV	dB	
1	0.18	0.02	9.66	23.09	32.77	54.68	-21.91	Average
2	0.18	0.02	9.66	40.15	49.83	64.68	-14.85	QP
3	0.20	0.02	9.66	22.23	31.91	53.58	-21.67	Average
4	0.20	0.02	9.66	39.05	48.73	63.58	-14.85	QP
5	0.80	0.08	9.74	21.37	31.19	46.00	-14.81	Average
6	0.80	0.08	9.74	29.35	39.17	56.00	-16.83	QP
7	1.00	0.09	9.74	16.87	26.70	46.00	-19.30	Average
8	1.00	0.09	9.74	24.98	34.81	56.00	-21.19	QP
9	4.85	0.17	9.74	16.51	26.42	46.00	-19.58	Average
10	4.85	0.17	9.74	24.34	34.25	56.00	-21.75	QP
11	9.71	0.17	9.84	25.12	35.13	50.00	-14.87	Average
12	9.71	0.17	9.84	30.41	40.42	60.00	-19.58	QP

Neutral Line:



Site : Shielding Room  
 Condition: Neutral  
 Job No. : 10002  
 Test mode: a

	Freq	Cable Loss	LISN Factor	Read Level	Level	Limit Line	Over Limit	Remark
	MHz	dB	dB	dBuV	dBuV	dBuV	dB	
1	0.18	0.02	9.64	22.39	32.05	54.68	-22.63	Average
2	0.18	0.02	9.64	39.99	49.65	64.68	-15.03	QP
3	0.23	0.03	9.64	20.65	30.32	52.61	-22.29	Average
4	0.23	0.03	9.64	37.75	47.42	62.61	-15.19	QP
5	0.53	0.06	9.64	13.88	23.58	46.00	-22.42	Average
6	0.53	0.06	9.64	28.91	38.61	56.00	-17.39	QP
7	1.00	0.09	9.71	14.14	23.94	46.00	-22.06	Average
8	1.00	0.09	9.71	24.92	34.72	56.00	-21.28	QP
9	4.60	0.17	9.70	19.63	29.50	46.00	-16.50	Average
10	4.60	0.17	9.70	22.35	32.22	56.00	-23.78	QP
11	9.71	0.17	9.83	23.86	33.86	50.00	-16.14	Average
12	9.71	0.17	9.83	26.84	36.84	60.00	-23.16	QP

Remarks:

- The following Quasi-Peak and Average measurements were performed on the EUT:
- Final Test Level = Receiver Reading + LISN Factor + Cable Loss.

### 4.3 Radiated Spurious Emissions

Test Requirement:	47 CFR Part 15 Section 15.407(b)
Test Method:	ANSI C63.10: 2013
Test Site:	Measurement Distance: 3m or 10m (Semi-Anechoic Chamber)
Test Setup:	

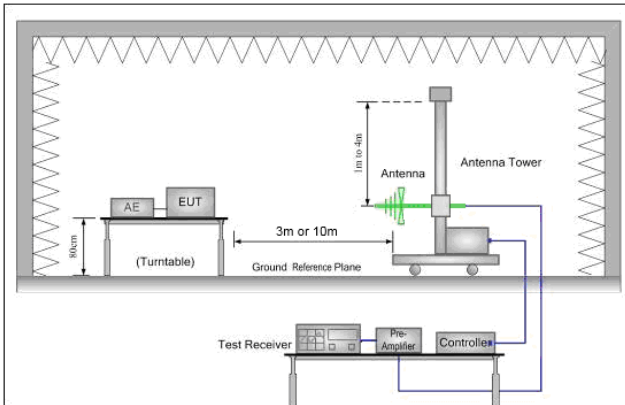


Figure 1. 30MHz to 1GHz

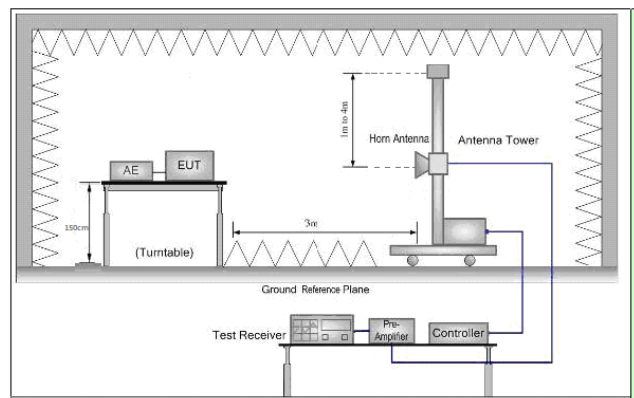


Figure 2. Above 1 GHz

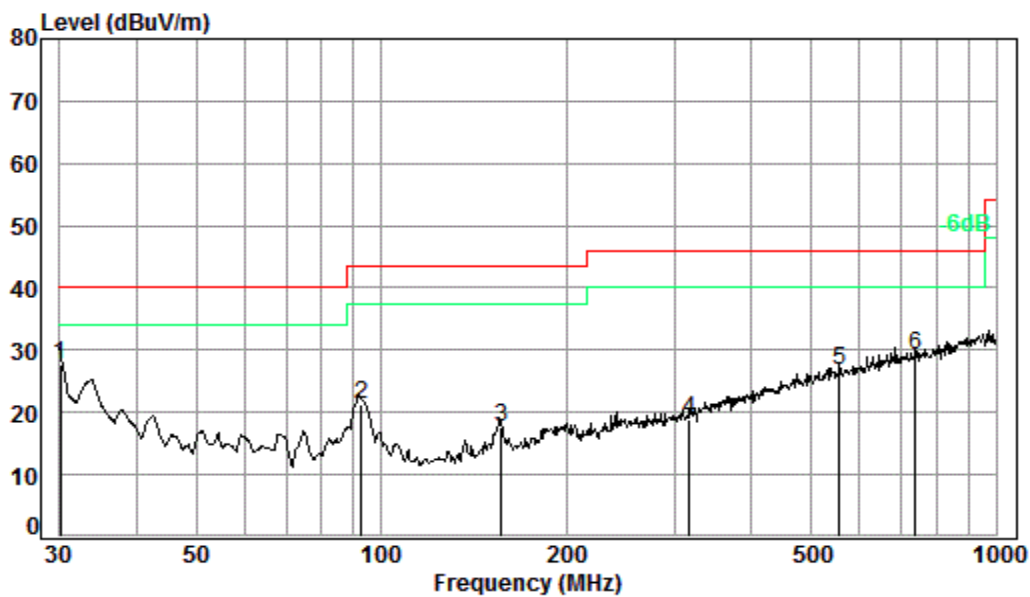
Test Procedure:	<ol style="list-style-type: none"> <li>For below 1GHz test, the EUT was placed on the top of a rotating table 0.8 meters above the ground at a 3 or 10 meter semi-anechoic chamber. The table was rotated 360 degrees to determine the position of the highest radiation.</li> <li>For above 1GHz test, the EUT was placed on the top of a rotating table 1.5 meters above the ground at a 3 meter semi-anechoic chamber. The table was rotated 360 degrees to determine the position of the highest radiation.</li> <li>The EUT was set 3 or 10 meters away from the interference-receiving antenna, which was mounted on the top of a variable-height antenna tower.</li> <li>The antenna height is varied from one meter to four meters above the ground to determine the maximum value of the field strength. Both horizontal and vertical polarizations of the antenna are set to make the measurement.</li> <li>For each suspected emission, the EUT was arranged to its worst case and then the antenna was tuned to heights from 1 meter to 4 meters and the rotatable table was turned from 0 degrees to 360 degrees to find the maximum reading.</li> <li>The test-receiver system was set to Peak Detect Function and Specified Bandwidth with Maximum Hold Mode.</li> <li>Test the EUT in the outermost channels.</li> <li>The radiation measurements are performed in X, Y, Z axis positioning for Transmitting mode, and found the X axis positioning which it is worse case.</li> <li>Repeat above procedures until all frequencies measured was complete.</li> </ol>
Exploratory Test Mode:	Transmitting with all kind of modulations, data rates.
Final Test Mode:	Through Pre-scan, find the 6Mbps of rate is the worst case of 802.11a; MCS0 of rate is the worst case of 802.11n(HT20); MCS0 of rate is the worst case of 802.11n(HT40);



	MCSAC0 of rate is the worst case of 802.11ac(HT20); MCSAC0 of rate is the worst case of 802.11ac(HT40); MCSAC0 of rate is the worst case of 802.11ac(HT80) MCSAC0 of rate is the worst case of 802.11ac(HT160) For below 1GHz, through Pre-scan, find the 1Mbps of rate of 802.11a at lowest channel is the worst case. Only the worst case is recorded in the report.
Instruments Used:	Refer to section 5.10 for details
Test Results:	Pass

### 4.3.1 Radiated emission below 1GHz

30MHz~1GHz (QP)		
Test mode:	Transmitting	Vertical



Condition: 3m VERTICAL

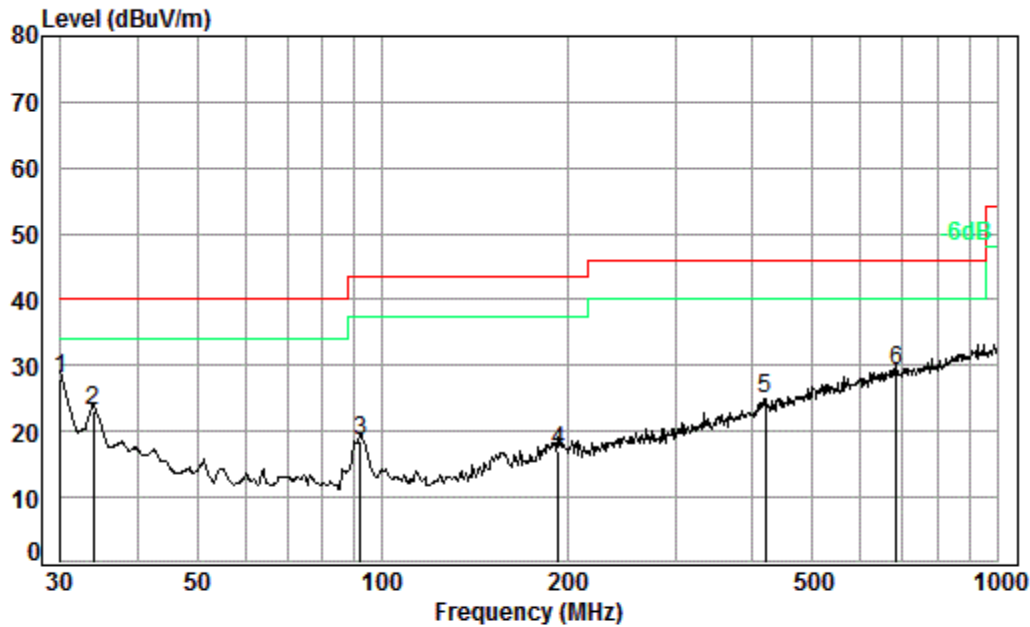
Job No. : 10002

Test mode: 5G

	Freq	Cable Loss	Ant Factor	Preamp Factor	Read Level	Level	Limit Line	Over Limit
	MHz	dB	dB/m	dB	dBuV	dBuV/m	dBuV/m	dB
1 pp	30.11	0.60	22.44	27.45	32.00	27.59	40.00	-12.41
2	92.79	1.13	13.36	27.36	34.09	21.22	43.50	-22.28
3	157.01	1.33	15.25	27.06	28.07	17.59	43.50	-25.91
4	316.59	1.95	20.12	26.74	23.49	18.82	46.00	-27.18
5	556.77	2.66	25.78	27.81	26.27	26.90	46.00	-19.10
6	739.66	3.03	28.15	27.72	25.88	29.34	46.00	-16.66



Test mode:	Transmitting	Horizontal
------------	--------------	------------



Condition: 3m HORIZONTAL

Job No. : 10002

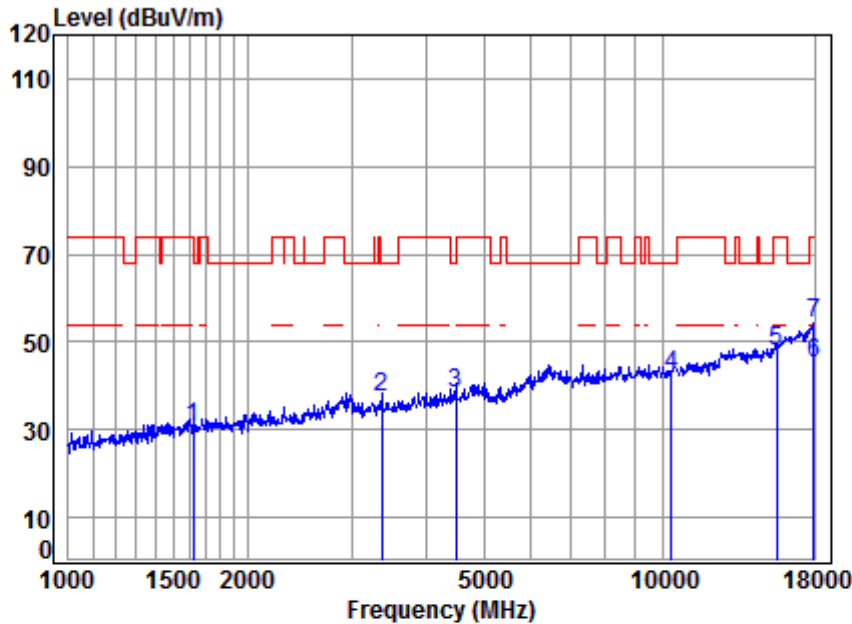
Test mode: 5G

	Cable	Ant	Preamp	Read	Limit	Over	
Freq	Loss	Factor	Factor	Level	Level	Limit	
MHz	dB	dB/m	dB	dBuV	dBuV/m	dBuV/m	
1 pp	0.60	22.50	27.45	32.46	28.11	40.00	-11.89
2	0.60	20.37	27.44	29.72	23.25	40.00	-16.75
3	1.12	13.30	27.36	31.63	18.69	43.50	-24.81
4	1.39	16.32	26.92	26.33	17.12	43.50	-26.38
5	2.28	22.86	27.27	27.14	25.01	46.00	-20.99
6	2.87	27.71	27.81	26.44	29.21	46.00	-16.79

4.3.2 Transmitter emission above 1Hz

4.3.2.1 CDD & MIMO

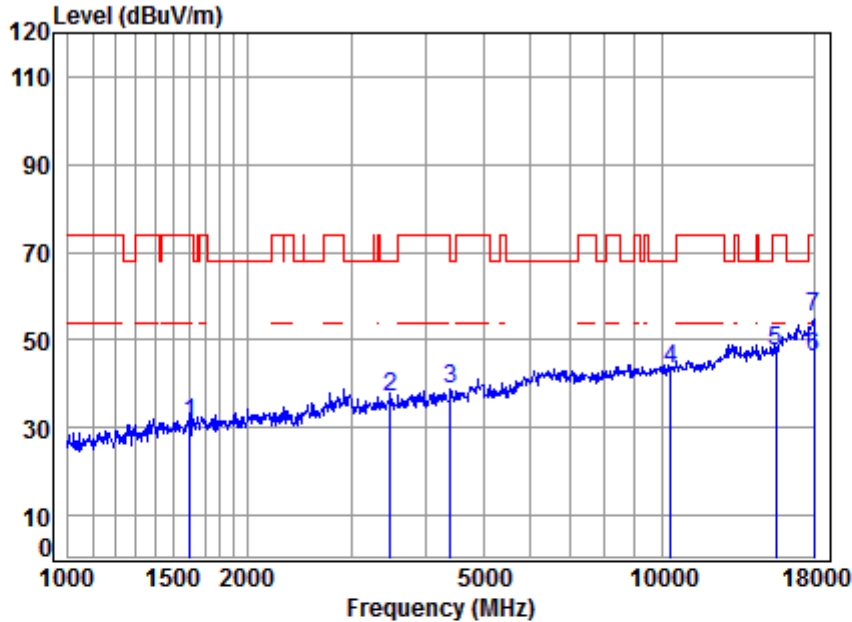
4.3.2.1.1 11A20\_CDD\_36\_Vertical



Site : chamber  
Condition: 3m VERTICAL  
Job No : 10002  
Mode : 5180 TX RSE  
Note : 5G WIFI 11A

	Freq	Cable Loss	Ant Factor	Preamp Factor	Read Level	Limit Level	Limit Line	Over Limit	Remark
	MHz	dB	dB/m	dB	dBuV	dBuV/m	dBuV/m	dB	
1	1620.431	5.32	26.34	40.78	39.89	30.77	74.00	-43.23	peak
2	3366.778	6.34	31.50	41.94	41.41	37.31	68.20	-30.89	peak
3	4482.150	7.54	33.57	43.29	40.60	38.42	68.20	-29.78	peak
4	10360.000	11.19	37.76	37.97	31.55	42.53	68.20	-25.67	peak
5	15540.000	14.30	40.72	40.60	33.29	47.71	74.00	-26.29	peak
6	17948.050	16.08	43.44	40.21	25.82	45.13	54.00	-8.87	Average
7	17948.050	16.08	43.44	40.21	34.96	54.27	74.00	-19.73	peak

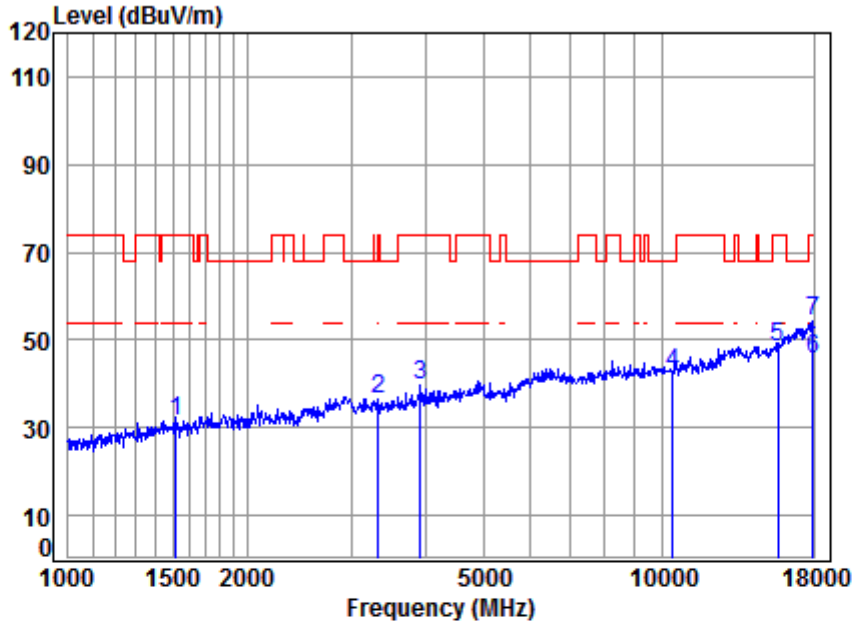
4.3.2.1.2 11A20\_CDD\_36\_Horizontal



Site : chamber  
 Condition: 3m HORIZONTAL  
 Job No : 10002  
 Mode : 5180 TX RSE  
 Note : 5G WIFI 11A

	Cable	Ant	Preamp	Read	Limit	Over		
Freq	Loss	Factor	Factor	Level	Level	Line	Limit	Remark
MHz	dB	dB/m	dB	dBuV	dBuV/m	dBuV/m	dB	
1	1606.441	5.34	26.28	40.77	40.30	31.15	74.00	-42.85 peak
2	3485.601	6.45	31.68	42.10	40.82	36.85	68.20	-31.35 peak
3	4405.090	7.46	33.44	43.20	41.15	38.85	68.20	-29.35 peak
4	10360.000	11.19	37.76	37.97	32.49	43.47	68.20	-24.73 peak
5	15540.000	14.30	40.72	40.60	33.23	47.65	74.00	-26.35 peak
6	18000.000	16.13	43.50	40.20	26.63	46.06	54.00	-7.94 Average
7	18000.000	16.13	43.50	40.20	35.85	55.28	74.00	-18.72 peak

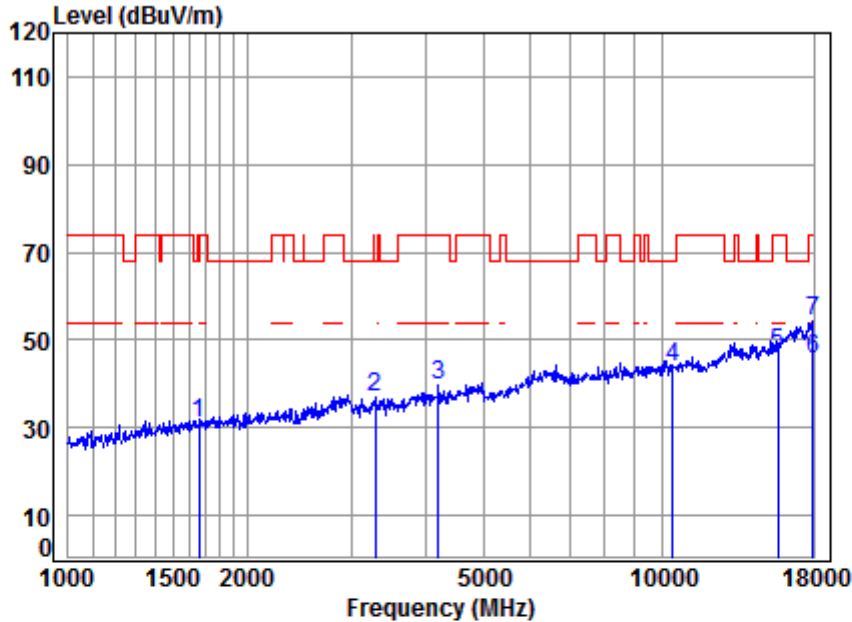
4.3.2.1.3 11A20\_CDD\_44\_Vertical



Site : chamber  
 Condition: 3m VERTICAL  
 Job No : 10002  
 Mode : 5220 TX RSE  
 Note : 5G WIFI 11A

	Cable	Ant	Preamp	Read	Limit	Over		
Freq	Loss	Factor	Factor	Level	Level	Line	Limit	Remark
MHz	dB	dB/m	dB	dBuV	dBuV/m	dBuV/m	dB	
1	1520.598	5.45	25.89	40.72	40.96	31.58	74.00	-42.42 peak
2	3328.077	6.30	31.44	41.89	40.59	36.44	68.20	-31.76 peak
3	3912.809	6.89	32.53	42.65	42.74	39.51	74.00	-34.49 peak
4	10440.000	11.25	37.72	38.01	31.61	42.57	68.20	-25.63 peak
5	15660.000	14.48	40.80	40.58	33.71	48.41	74.00	-25.59 peak
6	17948.050	16.08	43.44	40.21	26.31	45.62	54.00	-8.38 Average
7	17948.050	16.08	43.44	40.21	34.87	54.18	74.00	-19.82 peak

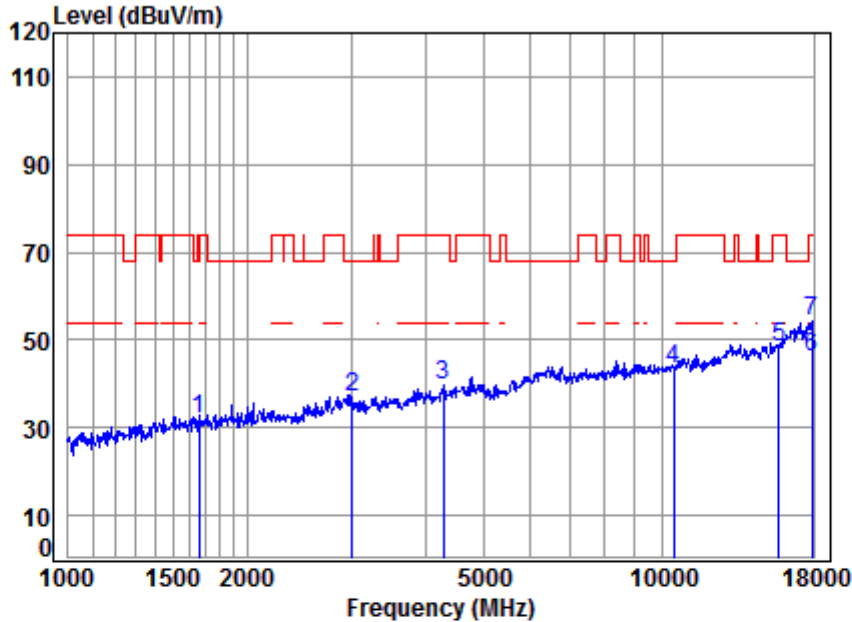
4.3.2.1.4 11A20\_CDD\_44\_Horizontal



Site : chamber  
 Condition: 3m HORIZONTAL  
 Job No : 10002  
 Mode : 5220 TX RSE  
 Note : 5G WIFI 11A

	Cable	Ant	Preamp	Read	Limit	Over		
Freq	Loss	Factor	Factor	Level	Level	Line	Limit	Remark
MHz	dB	dB/m	dB	dBuV	dBuV/m	dBuV/m	dB	
1	1663.137	5.27	26.52	40.81	39.84	30.82	74.00	-43.18 peak
2	3289.821	6.27	31.38	41.83	40.98	36.80	68.20	-31.40 peak
3	4206.011	7.23	33.08	42.99	42.17	39.49	74.00	-34.51 peak
4	10440.000	11.25	37.72	38.01	32.64	43.60	68.20	-24.60 peak
5	15660.000	14.48	40.80	40.58	32.44	47.14	74.00	-26.86 peak
6	17948.050	16.08	43.44	40.21	26.20	45.51	54.00	-8.49 Average
7	17948.050	16.08	43.44	40.21	35.09	54.40	74.00	-19.60 peak

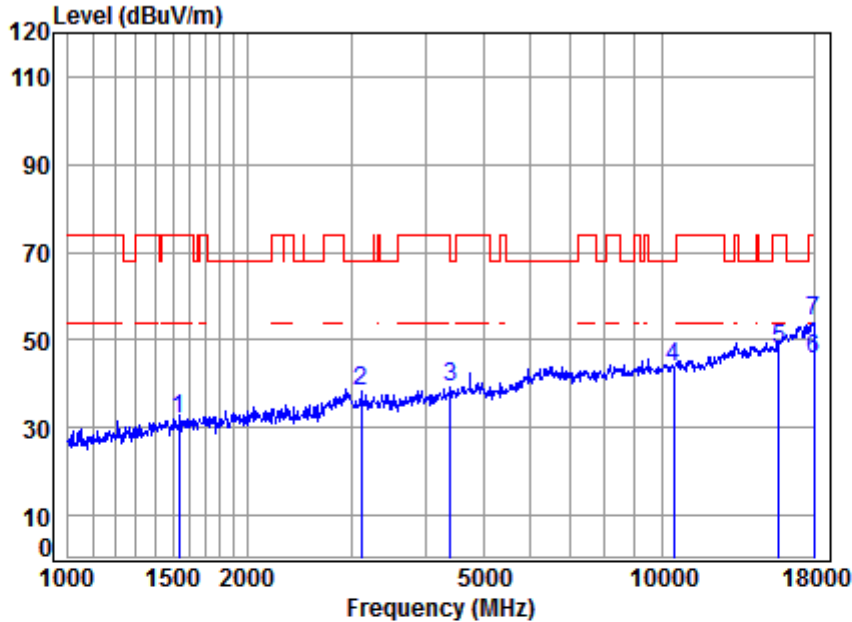
4.3.2.1.5 11A20\_CDD\_48\_Vertical



Site : chamber  
 Condition: 3m VERTICAL  
 Job No : 10002  
 Mode : 5240 TX RSE  
 Note : 5G WIFI 11A

	Cable	Ant	Preamp	Read	Limit	Over		
Freq	Loss	Factor	Factor	Level	Level	Line	Limit	Remark
MHz	dB	dB/m	dB	dBuV	dBuV/m	dBuV/m	dB	
1	1658.337	5.28	26.50	40.81	40.83	31.80	68.20	-36.40 peak
2	3007.868	5.99	30.91	41.41	41.48	36.97	68.20	-31.23 peak
3	4279.589	7.31	33.22	43.07	42.12	39.58	74.00	-34.42 peak
4	10480.000	11.28	37.71	38.03	32.25	43.21	68.20	-24.99 peak
5	15720.000	14.57	40.83	40.57	33.71	48.54	74.00	-25.46 peak
6	17896.250	16.02	43.38	40.22	26.82	46.00	54.00	-8.00 Average
7	17896.250	16.02	43.38	40.22	35.18	54.36	74.00	-19.64 peak

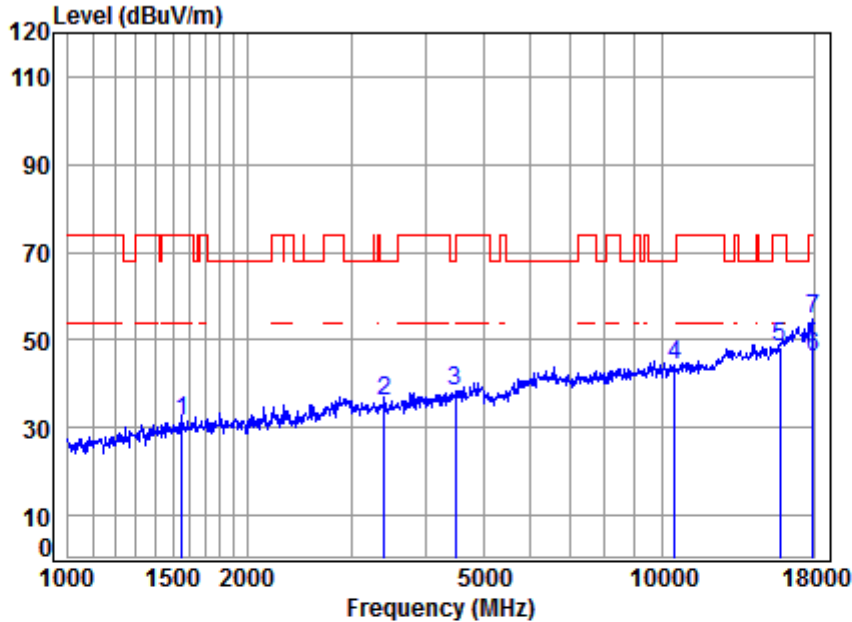
4.3.2.1.6 11A20\_CDD\_48\_ Horizontal



Site : chamber  
Condition: 3m HORIZONTAL  
Job No : 10002  
Mode : 5240 TX RSE  
Note : 5G WIFI 11A

	Cable	Ant	Preamp	Read	Limit	Over		
Freq	Loss	Factor	Factor	Level	Level	Line	Limit	Remark
MHz	dB	dB/m	dB	dBuV	dBuV/m	dBuV/m	dB	
1	1538.281	5.43	25.98	40.73	41.12	31.80	74.00	-42.20 peak
2	3114.025	6.10	31.09	41.58	42.65	38.26	68.20	-29.94 peak
3	4405.090	7.46	33.44	43.20	41.41	39.11	68.20	-29.09 peak
4	10480.000	11.28	37.71	38.03	33.00	43.96	68.20	-24.24 peak
5	15720.000	14.57	40.83	40.57	32.96	47.79	74.00	-26.21 peak
6	18000.000	16.13	43.50	40.20	26.26	45.69	54.00	-8.31 Average
7	18000.000	16.13	43.50	40.20	34.68	54.11	74.00	-19.89 peak

4.3.2.1.7 11A20\_CDD\_52\_Vertical

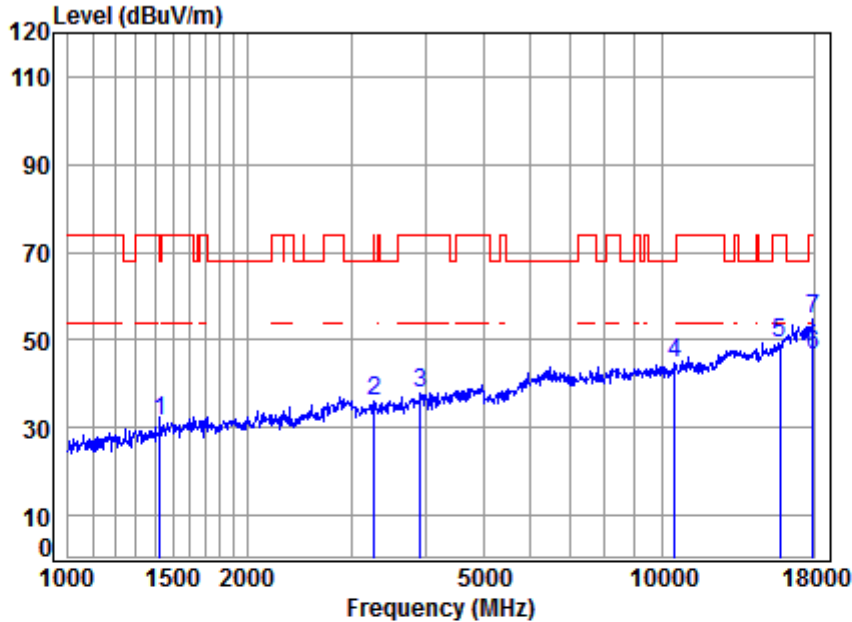


Site : chamber  
 Condition: 3m VERTICAL  
 Job No : 10002  
 Mode : 5260 TX RSE  
 Note : 5G WIFI 11A

	Cable	Ant	Preamp	Read	Limit	Over		
Freq	Loss	Factor	Factor	Level	Level	Line	Limit	Remark
MHz	dB	dB/m	dB	dBuV	dBuV/m	dBuV/m	dB	
1	1556.169	5.41	26.06	40.74	40.92	31.65	74.00	-42.35 peak
2	3405.929	6.38	31.56	42.00	40.00	35.94	68.20	-32.26 peak
3	4482.150	7.54	33.57	43.29	40.32	38.14	68.20	-30.06 peak
4	10520.000	11.30	37.70	38.05	33.54	44.49	68.20	-23.71 peak
5	15780.000	14.66	40.87	40.56	33.42	48.39	74.00	-25.61 peak
6	17948.050	16.08	43.44	40.21	26.86	46.17	54.00	-7.83 Average
7	17948.050	16.08	43.44	40.21	35.35	54.66	74.00	-19.34 peak



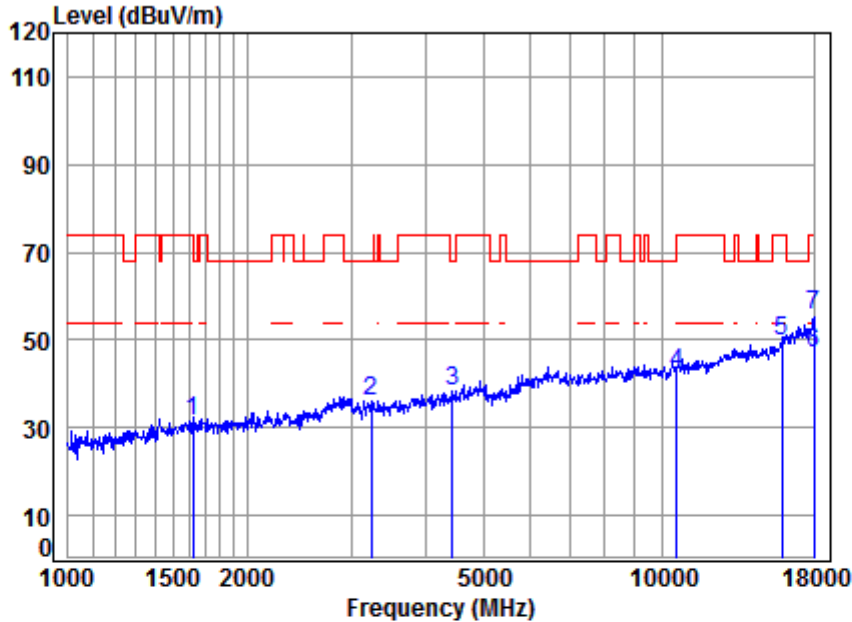
4.3.2.1.8 11A20\_CDD\_52\_Horizontal



Site : chamber  
 Condition: 3m HORIZONTAL  
 Job No : 10002  
 Mode : 5260 TX RSE  
 Note : 5G WIFI 11A

	Cable	Ant	Preamp	Read	Limit	Over		
Freq	Loss	Factor	Factor	Level	Level	Line	Limit	Remark
MHz	dB	dB/m	dB	dBuV	dBuV/m	dBuV/m	dB	
1	1426.916	5.24	25.53	40.66	41.43	31.54	74.00	-42.46 peak
2	3280.326	6.26	31.36	41.82	40.11	35.91	68.20	-32.29 peak
3	3924.135	6.91	32.56	42.66	41.23	38.04	74.00	-35.96 peak
4	10520.000	11.30	37.70	38.05	33.66	44.61	68.20	-23.59 peak
5	15780.000	14.66	40.87	40.56	34.18	49.15	74.00	-24.85 peak
6	17948.050	16.08	43.44	40.21	27.09	46.40	54.00	-7.60 Average
7	17948.050	16.08	43.44	40.21	35.27	54.58	74.00	-19.42 peak

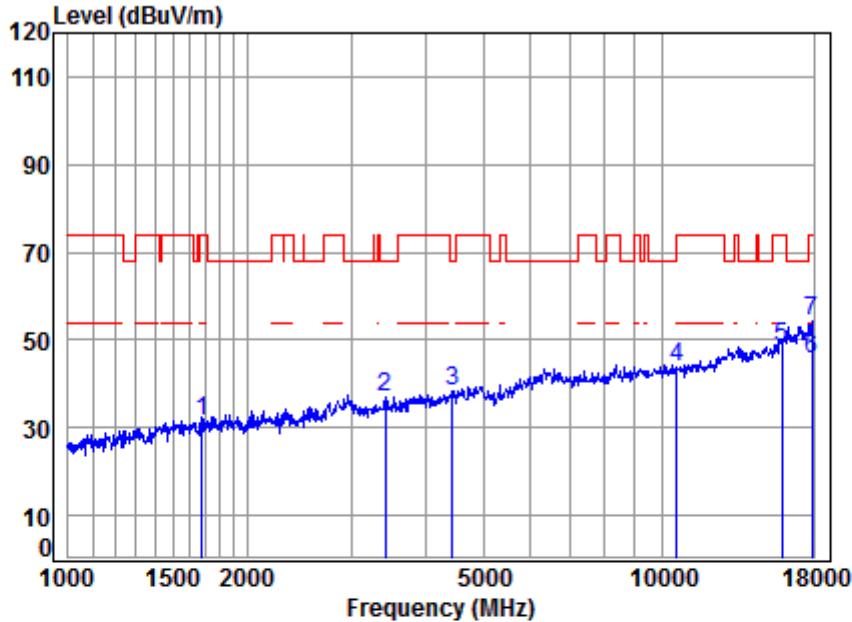
4.3.2.1.9 11A20\_CDD\_60\_Vertical



Site : chamber  
 Condition: 3m VERTICAL  
 Job No : 10002  
 Mode : 5300 TX RSE  
 Note : 5G WIFI 11A

	Cable	Ant	Preamp	Read	Limit	Over		
Freq	Loss	Factor	Factor	Level	Level	Line	Limit	Remark
MHz	dB	dB/m	dB	dBuV	dBuV/m	dBuV/m	dB	
1	5.32	26.34	40.78	40.46	31.34	74.00	-42.66	peak
2	6.21	31.29	41.75	40.38	36.13	68.20	-32.07	peak
3	7.50	33.50	43.25	40.38	38.13	68.20	-30.07	peak
4	11.36	37.72	38.09	31.50	42.49	68.20	-25.71	peak
5	14.84	40.94	40.54	34.53	49.77	74.00	-24.23	peak
6	16.13	43.50	40.20	27.34	46.77	54.00	-7.23	Average
7	16.13	43.50	40.20	36.08	55.51	74.00	-18.49	peak

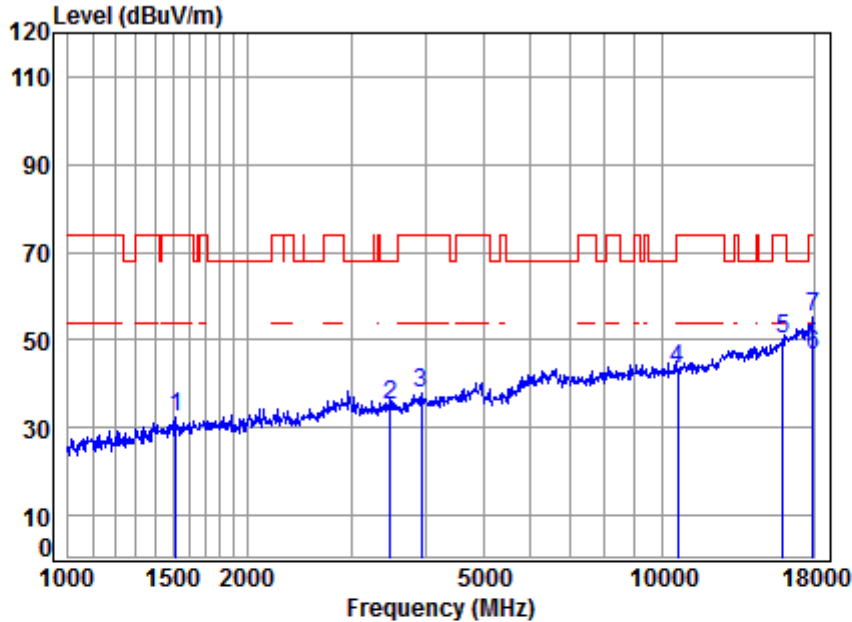
4.3.2.1.10 11A20\_CDD\_60\_Horizontal



Site : chamber  
Condition: 3m HORIZONTAL  
Job No : 10002  
Mode : 5300 TX RSE  
Note : 5G WIFI 11A

	Cable	Ant	Preamp	Read	Limit	Over		
Freq	Loss	Factor	Factor	Level	Level	Line	Limit	Remark
MHz	dB	dB/m	dB	dBuV	dBuV/m	dBuV/m	dB	
1	1677.621	5.25	26.58	40.82	40.47	31.48	74.00	-42.52 peak
2	3415.787	6.38	31.57	42.01	40.83	36.77	68.20	-31.43 peak
3	4443.453	7.50	33.50	43.25	40.64	38.39	68.20	-29.81 peak
4	10600.000	11.36	37.72	38.09	32.85	43.84	68.20	-24.36 peak
5	15900.000	14.84	40.94	40.54	33.31	48.55	74.00	-25.45 peak
6	17896.250	16.02	43.38	40.22	26.34	45.52	54.00	-8.48 Average
7	17896.250	16.02	43.38	40.22	35.01	54.19	74.00	-19.81 peak

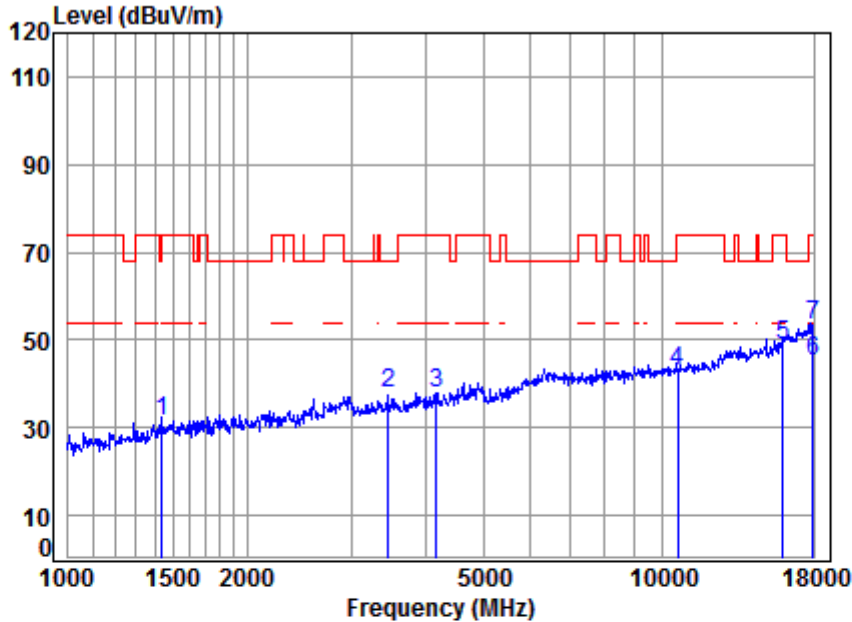
4.3.2.1.11 11A20\_CDD\_64\_Vertical



Site : chamber  
 Condition: 3m VERTICAL  
 Job No : 10002  
 Mode : 5320 TX RSE  
 Note : 5G WIFI 11A

	Cable	Ant	Preamp	Read	Limit	Over		
Freq	Loss	Factor	Factor	Level	Level	Line	Limit	Remark
MHz	dB	dB/m	dB	dBuV	dBuV/m	dBuV/m	dB	
1	5.45	25.89	40.72	41.67	32.29	74.00	-41.71	peak
2	6.45	31.68	42.10	39.05	35.08	68.20	-33.12	peak
3	6.92	32.58	42.68	41.03	37.85	74.00	-36.15	peak
4	11.39	37.73	38.11	32.38	43.39	74.00	-30.61	peak
5	14.93	40.98	40.53	34.60	49.98	74.00	-24.02	peak
6	16.08	43.44	40.21	27.38	46.69	54.00	-7.31	Average
7	16.08	43.44	40.21	35.72	55.03	74.00	-18.97	peak

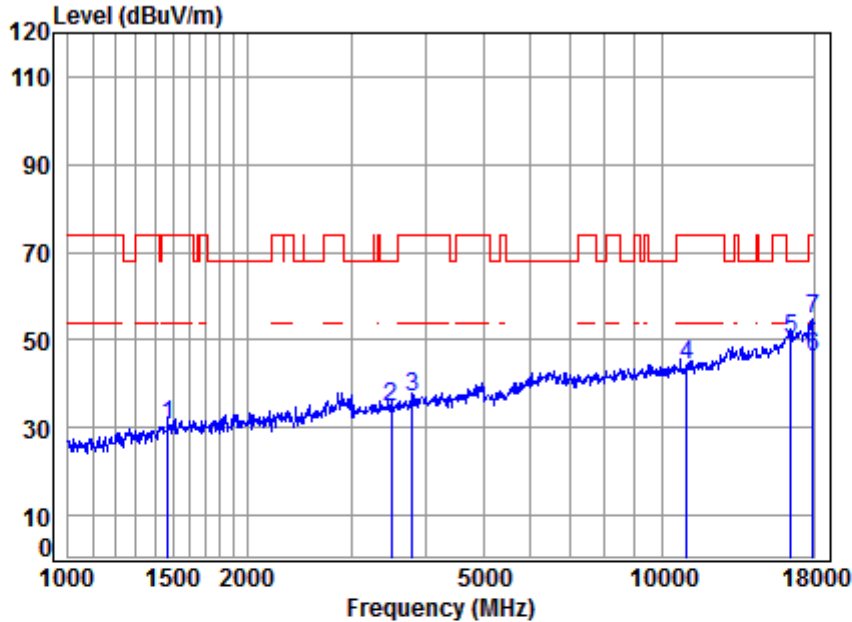
4.3.2.1.12 11A20\_CDD\_64\_Horizontal



Site : chamber  
 Condition: 3m HORIZONTAL  
 Job No : 10002  
 Mode : 5320 TX RSE  
 Note : 5G WIFI 11A

	Cable	Ant	Preamp	Read	Limit	Over		
Freq	Loss	Factor	Factor	Level	Level	Line	Limit	Remark
MHz	dB	dB/m	dB	dBuV	dBuV/m	dBuV/m	dB	
1	1439.343	5.28	25.58	40.66	41.16	31.36	74.00	-42.64 peak
2	3465.510	6.43	31.65	42.08	41.68	37.68	68.20	-30.52 peak
3	4169.698	7.18	33.02	42.95	40.70	37.95	74.00	-36.05 peak
4	10640.000	11.39	37.73	38.11	31.98	42.99	74.00	-31.01 peak
5	15960.000	14.93	40.98	40.53	33.31	48.69	74.00	-25.31 peak
6	17948.050	16.08	43.44	40.21	26.02	45.33	54.00	-8.67 Average
7	17948.050	16.08	43.44	40.21	34.27	53.58	74.00	-20.42 peak

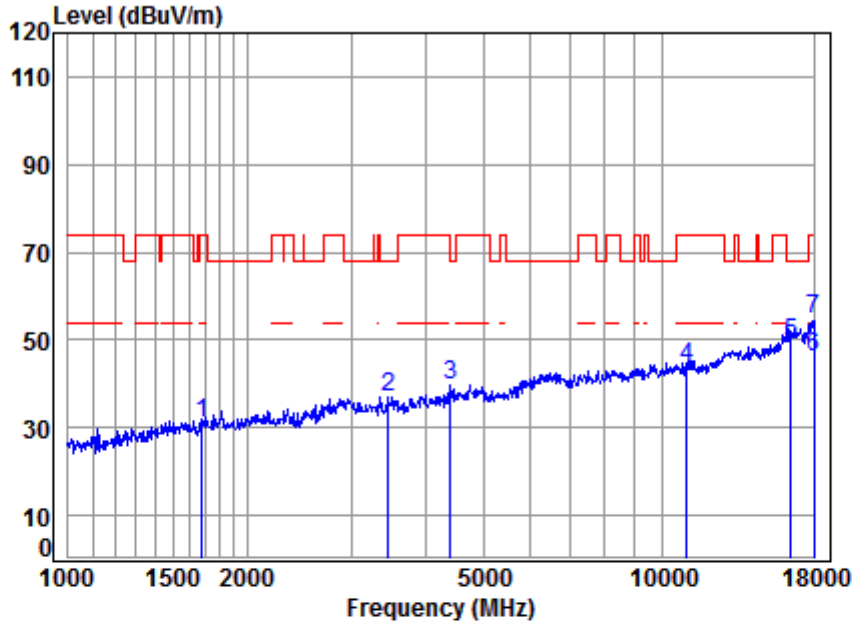
4.3.2.1.13 11A20\_CDD\_100\_Vertical



Site : chamber  
 Condition: 3m VERTICAL  
 Job No : 10002  
 Mode : 5500 TX RSE  
 Note : 5G WIFI 11A

	Cable	Ant	Preamp	Read	Limit	Over		
Freq	Loss	Factor	Factor	Level	Level	Line	Limit	Remark
MHz	dB	dB/m	dB	dBuV	dBuV/m	dBuV/m	dB	
1	1473.013	5.39	25.70	40.69	40.02	30.42	74.00	-43.58 peak
2	3495.691	6.46	31.69	42.12	38.43	34.46	68.20	-33.74 peak
3	3801.333	6.78	32.32	42.51	40.32	36.91	74.00	-37.09 peak
4	11000.000	11.63	37.80	38.27	33.03	44.19	74.00	-29.81 peak
5	16500.000	14.50	42.20	40.44	33.93	50.19	68.20	-18.01 peak
6	17948.050	16.08	43.44	40.21	26.86	46.17	54.00	-7.83 Average
7	17948.050	16.08	43.44	40.21	35.22	54.53	74.00	-19.47 peak

4.3.2.1.14 11A20\_CDD\_100\_Horizontal

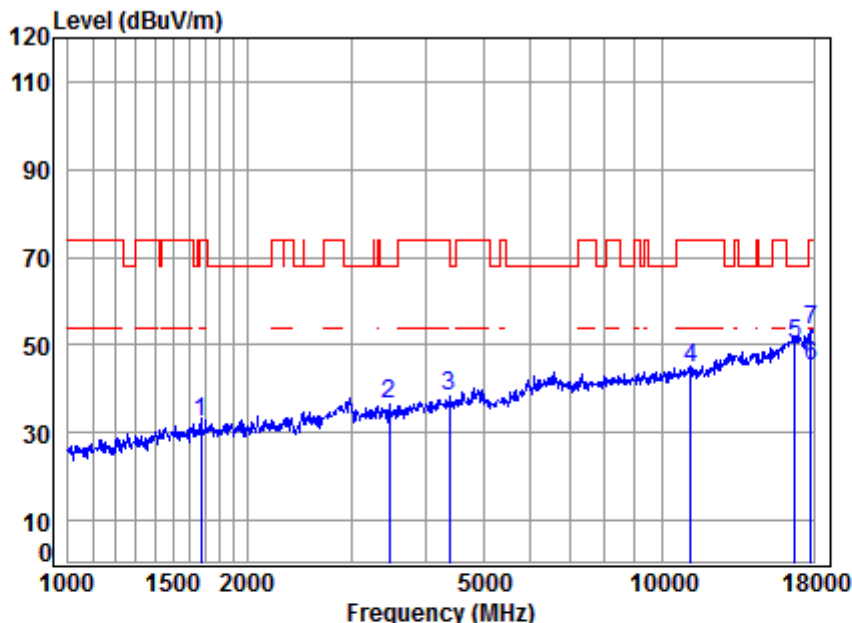


Site : chamber  
 Condition: 3m HORIZONTAL  
 Job No : 10002  
 Mode : 5500 TX RSE  
 Note : 5G WIFI 11A

	Cable	Ant	Preamp	Read	Limit	Over		
Freq	Loss	Factor	Factor	Level	Level	Line	Limit	Remark
MHz	dB	dB/m	dB	dBuV	dBuV/m	dBuV/m	dB	
1	1677.621	5.25	26.58	40.82	39.87	30.88	74.00	-43.12 peak
2	3455.508	6.42	31.63	42.06	40.97	36.96	68.20	-31.24 peak
3	4405.090	7.46	33.44	43.20	42.00	39.70	68.20	-28.50 peak
4	11000.000	11.63	37.80	38.27	32.59	43.75	74.00	-30.25 peak
5	16500.000	14.50	42.20	40.44	33.24	49.50	68.20	-18.70 peak
6	18000.000	16.13	43.50	40.20	26.60	46.03	54.00	-7.97 Average
7	18000.000	16.13	43.50	40.20	35.42	54.85	74.00	-19.15 peak



4.3.2.1.15 11A20\_CDD\_116\_Vertical

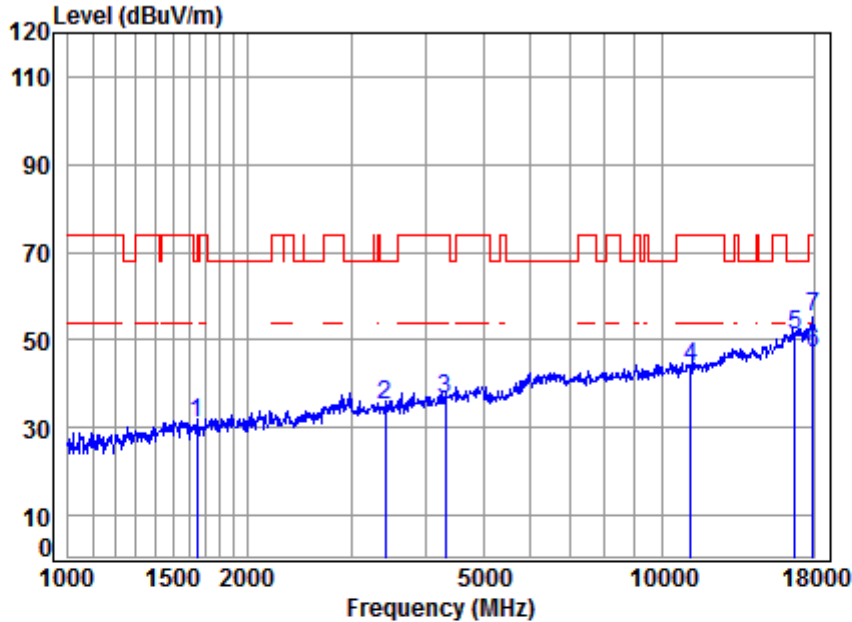


Site : chamber  
 Condition: 3m VERTICAL  
 Job No : 10002  
 Mode : 5580 TX RSE  
 Note : 5G WIFI 11A

	Cable	Ant	Preamp	Read	Limit	Over		
Freq	Loss	Factor	Factor	Level	Level	Line	Limit	Remark
MHz	dB	dB/m	dB	dBuV	dBuV/m	dBuV/m	dB	
1	1672.779	5.26	26.56	40.82	41.39	32.39	74.00	-41.61 peak
2	3475.541	6.44	31.66	42.09	40.62	36.63	68.20	-31.57 peak
3	4392.376	7.44	33.42	43.19	40.52	38.19	74.00	-35.81 peak
4	11160.000	11.80	37.83	38.34	33.41	44.70	74.00	-29.30 peak
5	16740.000	15.57	42.39	40.40	32.55	50.11	68.20	-18.09 peak
6	17844.590	15.97	43.32	40.22	26.11	45.18	54.00	-8.82 Average
7	17844.590	15.97	43.32	40.22	34.46	53.53	74.00	-20.47 peak



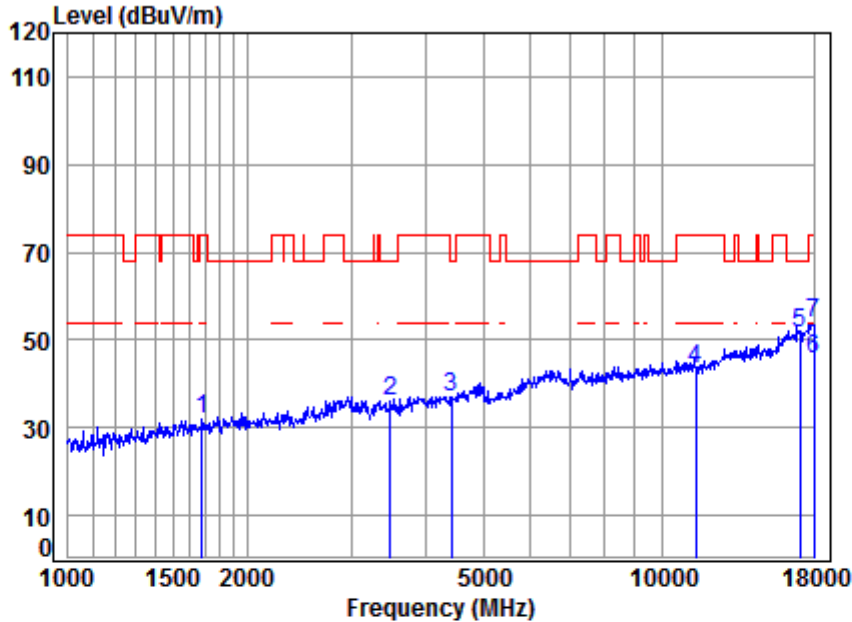
4.3.2.1.16 11A20\_CDD\_116\_Horizontal



Site : chamber  
 Condition: 3m HORIZONTAL  
 Job No : 10002  
 Mode : 5580 TX RSE  
 Note : 5G WIFI 11A

	Cable	Ant	Preamp	Read	Limit	Over		
Freq	Loss	Factor	Factor	Level	Level	Line	Limit	Remark
MHz	dB	dB/m	dB	dBuV	dBuV/m	dBuV/m	dB	
1	1648.778	5.29	26.46	40.80	39.94	30.89	68.20	-37.31 peak
2	3415.787	6.38	31.57	42.01	39.14	35.08	68.20	-33.12 peak
3	4316.859	7.36	33.28	43.11	38.88	36.41	74.00	-37.59 peak
4	11160.000	11.80	37.83	38.34	32.66	43.95	74.00	-30.05 peak
5	16740.000	15.57	42.39	40.40	33.60	51.16	68.20	-17.04 peak
6	17948.050	16.08	43.44	40.21	27.51	46.82	54.00	-7.18 Average
7	17948.050	16.08	43.44	40.21	35.93	55.24	74.00	-18.76 peak

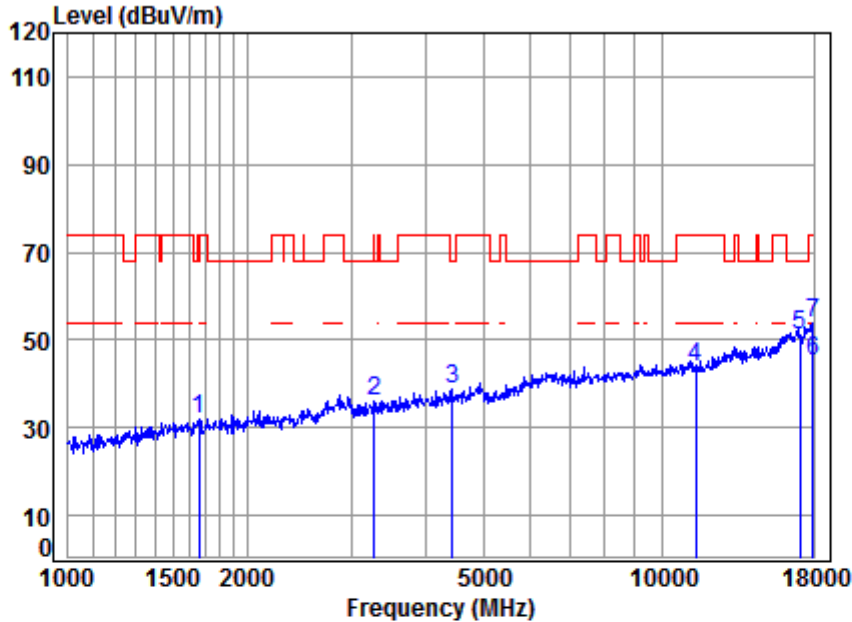
4.3.2.1.17 11A20\_CDD\_140\_Vertical



Site : chamber  
 Condition: 3m VERTICAL  
 Job No : 10002  
 Mode : 5700 TX RSE  
 Note : 5G WIFI 11A

	Cable	Ant	Preamp	Read	Limit	Over		
Freq	Loss	Factor	Factor	Level	Level	Line	Limit	Remark
MHz	dB	dB/m	dB	dBuV	dBuV/m	dBuV/m	dB	
1	5.25	26.60	40.82	40.77	31.80	74.00	-42.20	peak
2	6.45	31.68	42.10	40.13	36.16	68.20	-32.04	peak
3	7.47	33.46	43.22	39.33	37.04	68.20	-31.16	peak
4	12.04	37.88	38.45	31.91	43.38	74.00	-30.62	peak
5	16.49	42.66	40.34	32.73	51.54	68.20	-16.66	peak
6	16.13	43.50	40.20	26.13	45.56	54.00	-8.44	Average
7	16.13	43.50	40.20	34.42	53.85	74.00	-20.15	peak

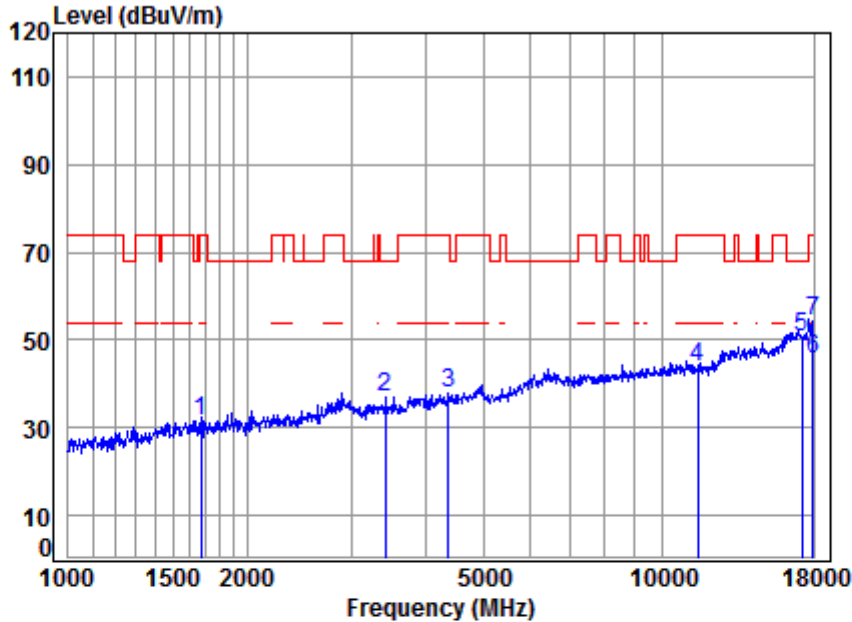
4.3.2.1.18 11A20\_CDD\_140\_Horizontal



Site : chamber  
Condition: 3m HORIZONTAL  
Job No : 10002  
Mode : 5700 TX RSE  
Note : 5G WIFI 11A

	Freq	Cable Loss	Ant Factor	Preamp Factor	Read Level	Limit Level	Limit Line	Over Limit	Remark
	MHz	dB	dB/m	dB	dBuV	dBuV/m	dBuV/m	dB	
1	1658.337	5.28	26.50	40.81	41.00	31.97	68.20	-36.23	peak
2	3270.858	6.25	31.35	41.81	40.45	36.24	68.20	-31.96	peak
3	4443.453	7.50	33.50	43.25	41.02	38.77	68.20	-29.43	peak
4	11400.000	12.04	37.88	38.45	32.38	43.85	74.00	-30.15	peak
5	17100.000	16.49	42.66	40.34	32.39	51.20	68.20	-17.00	peak
6	17948.050	16.08	43.44	40.21	25.88	45.19	54.00	-8.81	Average
7	17948.050	16.08	43.44	40.21	34.32	53.63	74.00	-20.37	peak

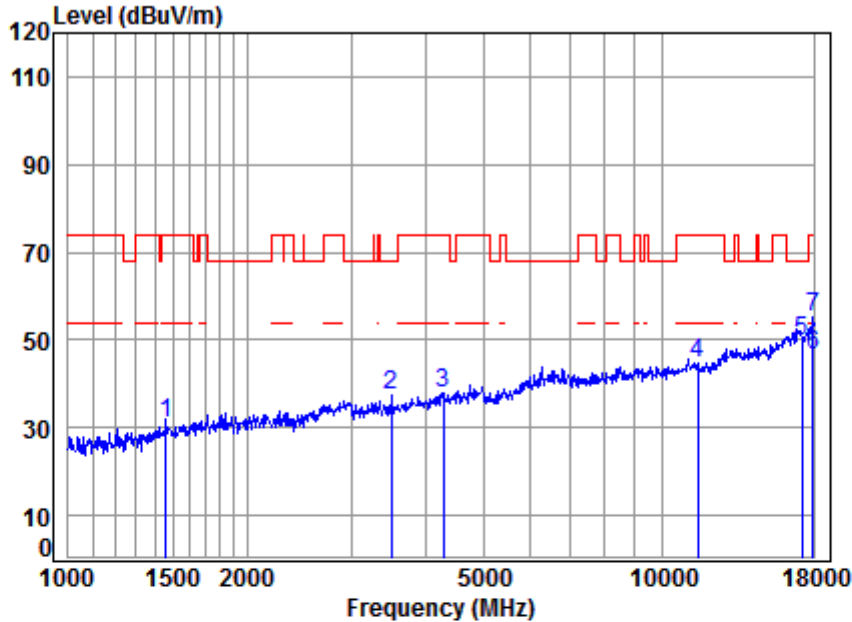
4.3.2.1.19 11A20\_CDD\_149\_Vertical



Site : chamber  
Condition: 3m VERTICAL  
Job No : 10002  
Mode : 5745 TX RSE  
Note : 5G WIFI 11A

	Cable	Ant	Preamp	Read	Limit	Over		
Freq	Loss	Factor	Factor	Level	Level	Line	Limit	Remark
MHz	dB	dB/m	dB	dBuV	dBuV/m	dBuV/m	dB	
1	5.26	26.56	40.82	40.47	31.47	74.00	-42.53	peak
2	6.39	31.59	42.02	40.86	36.82	68.20	-31.38	peak
3	7.41	33.37	43.16	40.05	37.67	74.00	-36.33	peak
4	12.13	37.90	38.49	32.35	43.89	74.00	-30.11	peak
5	16.18	42.74	40.32	31.84	50.44	68.20	-17.76	peak
6	16.08	43.44	40.21	26.44	45.75	54.00	-8.25	Average
7	16.08	43.44	40.21	34.76	54.07	74.00	-19.93	peak

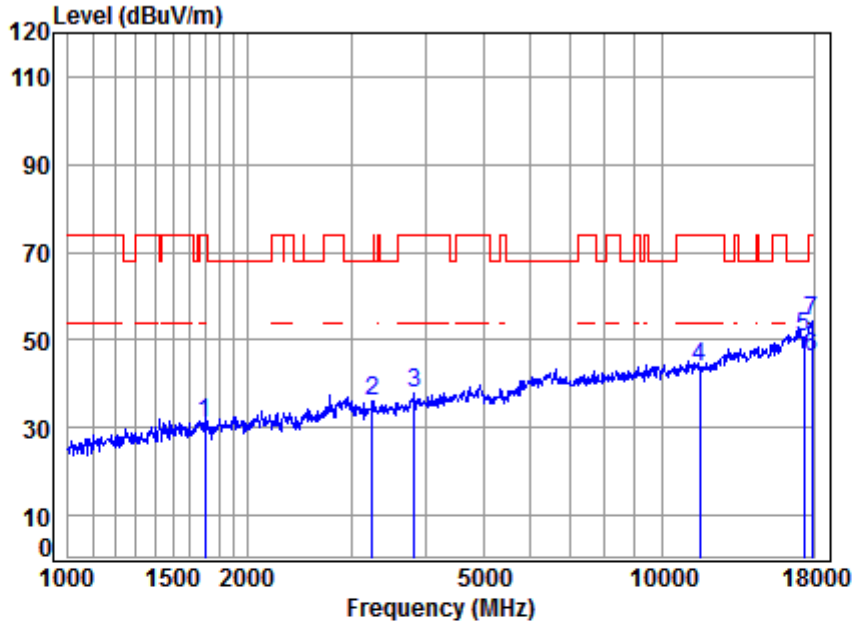
4.3.2.1.20 11A20\_CDD\_149\_Horizontal



Site : chamber  
Condition: 3m HORIZONTAL  
Job No : 10002  
Mode : 5745 TX RSE  
Note : 5G WIFI 11A

	Cable	Ant	Preamp	Read	Limit	Over		
Freq	Loss	Factor	Factor	Level	Level	Line	Limit	Remark
MHz	dB	dB/m	dB	dBuV	dBuV/m	dBuV/m	dB	
1	1460.295	5.35	25.65	40.68	40.76	31.08	74.00	-42.92 peak
2	3495.691	6.46	31.69	42.12	41.24	37.27	68.20	-30.93 peak
3	4291.977	7.33	33.24	43.08	40.45	37.94	74.00	-36.06 peak
4	11490.000	12.13	37.90	38.49	33.16	44.70	74.00	-29.30 peak
5	17235.000	16.18	42.74	40.32	31.27	49.87	68.20	-18.33 peak
6	17948.050	16.08	43.44	40.21	27.44	46.75	54.00	-7.25 Average
7	17948.050	16.08	43.44	40.21	35.96	55.27	74.00	-18.73 peak

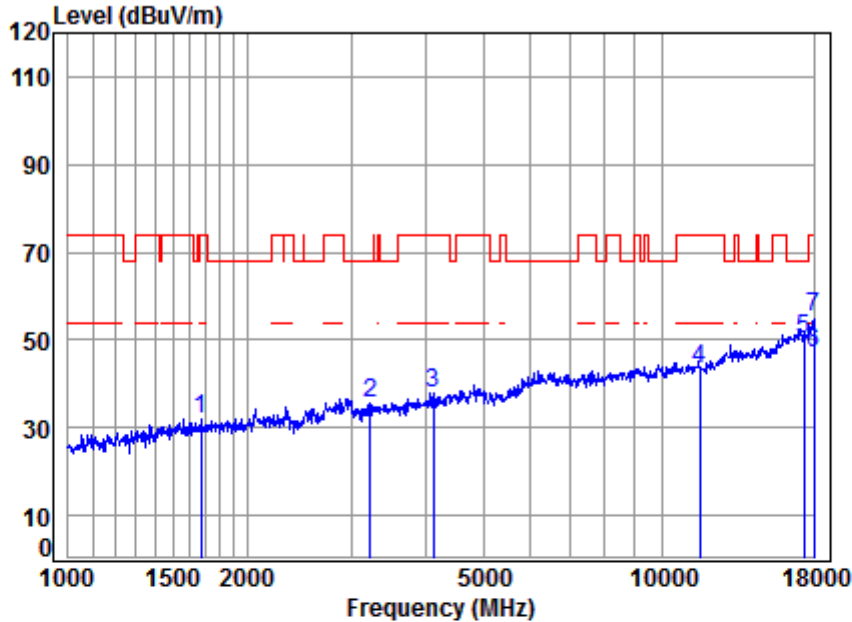
4.3.2.1.21 11A20\_CDD\_157\_Vertical



Site : chamber  
Condition: 3m VERTICAL  
Job No : 10002  
Mode : 5785 TX RSE  
Note : 5G WIFI 11A

	Cable	Ant	Preamp	Read	Limit	Over		
Freq	Loss	Factor	Factor	Level	Level	Line	Limit	Remark
MHz	dB	dB/m	dB	dBuV	dBuV/m	dBuV/m	dB	
1	5.23	26.66	40.83	40.00	31.06	74.00	-42.94	peak
2	6.23	31.32	41.78	40.17	35.94	68.20	-32.26	peak
3	6.82	32.38	42.55	41.07	37.72	74.00	-36.28	peak
4	12.17	37.87	38.52	32.39	43.91	74.00	-30.09	peak
5	15.92	42.81	40.30	32.20	50.63	68.20	-17.57	peak
6	16.02	43.38	40.22	26.94	46.12	54.00	-7.88	Average
7	16.02	43.38	40.22	35.08	54.26	74.00	-19.74	peak

4.3.2.1.22 11A20\_CDD\_157\_ Horizontal

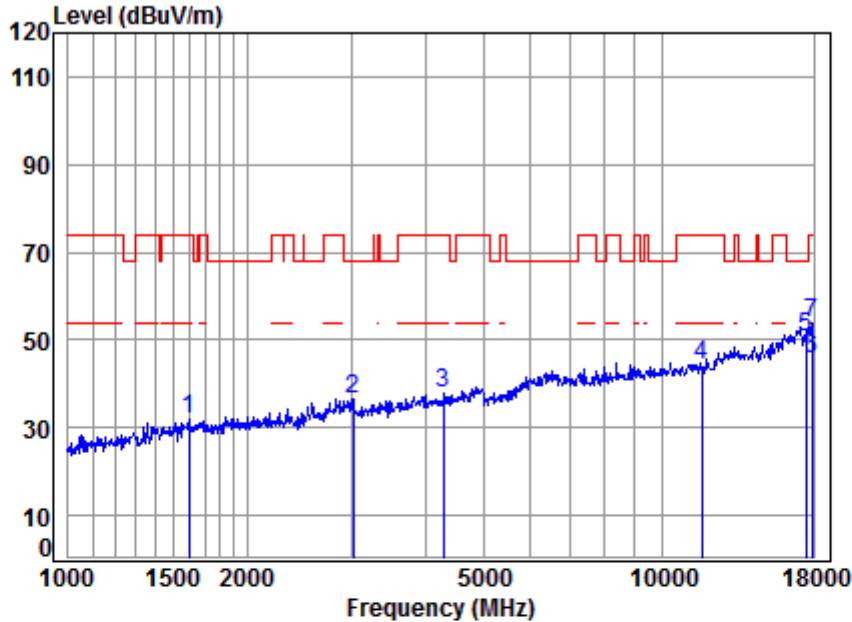


Site : chamber  
 Condition: 3m HORIZONTAL  
 Job No : 10002  
 Mode : 5785 TX RSE  
 Note : 5G WIFI 11A

	Cable	Ant	Preamp	Read	Limit	Over		
Freq	Loss	Factor	Factor	Level	Level	Line	Limit	Remark
MHz	dB	dB/m	dB	dBuV	dBuV/m	dBuV/m	dB	
1	1672.779	5.26	26.56	40.82	40.91	31.91	74.00	-42.09 peak
2	3223.928	6.20	31.27	41.74	39.73	35.46	68.20	-32.74 peak
3	4121.768	7.13	32.93	42.89	40.50	37.67	74.00	-36.33 peak
4	11570.000	12.17	37.87	38.52	31.64	43.16	74.00	-30.84 peak
5	17355.000	15.92	42.81	40.30	31.70	50.13	68.20	-18.07 peak
6	18000.000	16.13	43.50	40.20	27.50	46.93	54.00	-7.07 Average
7	18000.000	16.13	43.50	40.20	35.78	55.21	74.00	-18.79 peak



4.3.2.1.23 11A20\_CDD\_165\_Vertical

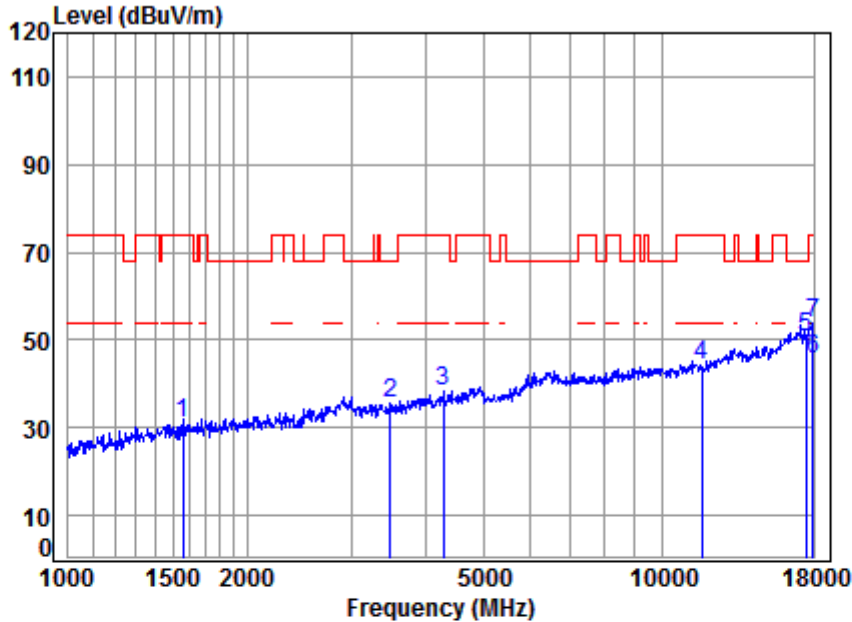


Site : chamber  
 Condition: 3m VERTICAL  
 Job No : 10002  
 Mode : 5825 TX RSE  
 Note : 5G WIFI 11A

	Cable	Ant	Preamp	Read	Limit	Over		
Freq	Loss	Factor	Factor	Level	Level	Line	Limit	Remark
MHz	dB	dB/m	dB	dBuV	dBuV/m	dBuV/m	dB	
1	1597.181	5.35	26.24	40.77	41.15	31.97	74.00	-42.03 peak
2	3016.575	6.00	30.93	41.43	40.90	36.40	68.20	-31.80 peak
3	4291.977	7.33	33.24	43.08	40.31	37.80	74.00	-36.20 peak
4	11650.000	12.20	37.84	38.55	32.78	44.27	74.00	-29.73 peak
5	17475.000	15.65	42.89	40.28	32.23	50.49	68.20	-17.71 peak
6	17896.250	16.02	43.38	40.22	26.28	45.46	54.00	-8.54 Average
7	17896.250	16.02	43.38	40.22	34.72	53.90	74.00	-20.10 peak



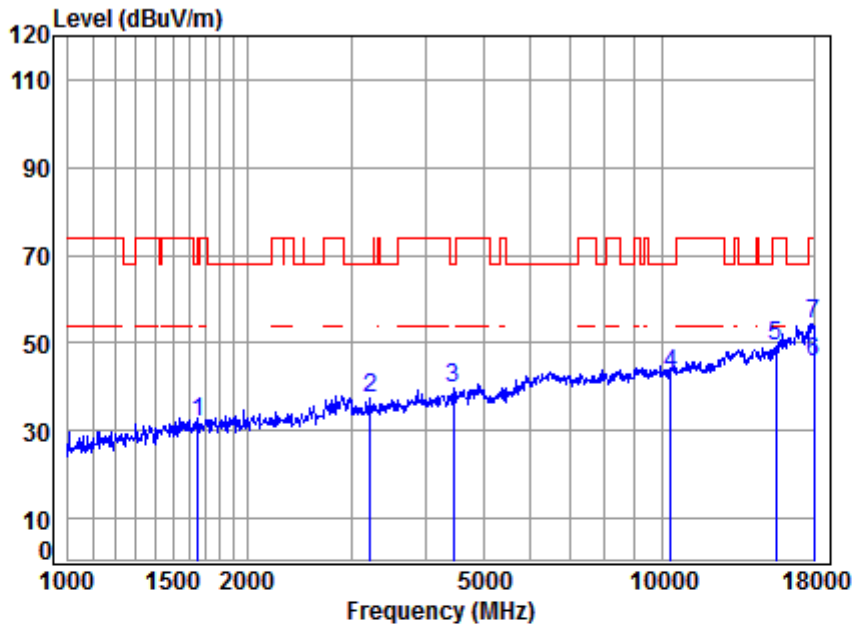
4.3.2.1.24 11A20\_CDD\_165\_Horizontal



Site : chamber  
 Condition: 3m HORIZONTAL  
 Job No : 10002  
 Mode : 5825 TX RSE  
 Note : 5G WIFI 11A

	Cable	Ant	Preamp	Read	Limit	Over		
Freq	Loss	Factor	Factor	Level	Level	Line	Limit	Remark
MHz	dB	dB/m	dB	dBuV	dBuV/m	dBuV/m	dB	
1	5.40	26.08	40.75	40.15	30.88	74.00	-43.12	peak
2	6.45	31.68	42.10	39.63	35.66	68.20	-32.54	peak
3	7.33	33.24	43.08	40.98	38.47	74.00	-35.53	peak
4	12.20	37.84	38.55	32.73	44.22	74.00	-29.78	peak
5	15.65	42.89	40.28	32.30	50.56	68.20	-17.64	peak
6	16.08	43.44	40.21	26.27	45.58	54.00	-8.42	Average
7	16.08	43.44	40.21	34.74	54.05	74.00	-19.95	peak

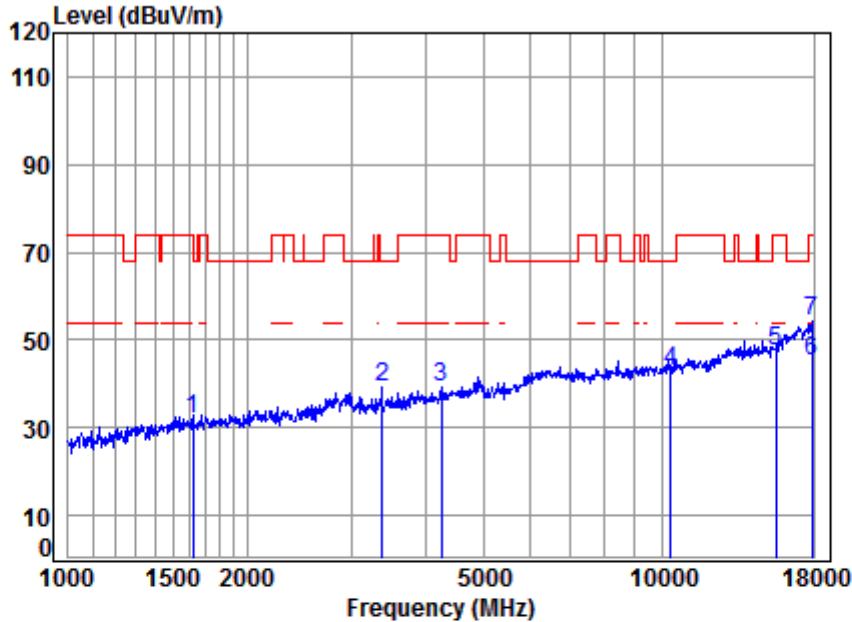
4.3.2.1.25 11N20\_MIMO\_36\_Vertical



Site : chamber  
 Condition: 3m VERTICAL  
 Job No : 10002  
 Mode : 5180 TX RSE  
 Note : 5G WIFI 11N20

	Cable	Ant	Preamp	Read	Limit	Over		
Freq	Loss	Factor	Factor	Level	Level	Line	Limit	Remark
MHz	dB	dB/m	dB	dBuV	dBuV/m	dBuV/m	dB	
1	5.28	26.48	40.80	41.03	31.99	68.20	-36.21	peak
2	6.20	31.27	41.74	41.48	37.21	68.20	-30.99	peak
3	7.51	33.53	43.26	41.89	39.67	68.20	-28.53	peak
4	11.19	37.76	37.97	32.05	43.03	68.20	-25.17	peak
5	14.30	40.72	40.60	34.76	49.18	74.00	-24.82	peak
6	16.13	43.50	40.20	26.14	45.57	54.00	-8.43	Average
7	16.13	43.50	40.20	34.85	54.28	74.00	-19.72	peak

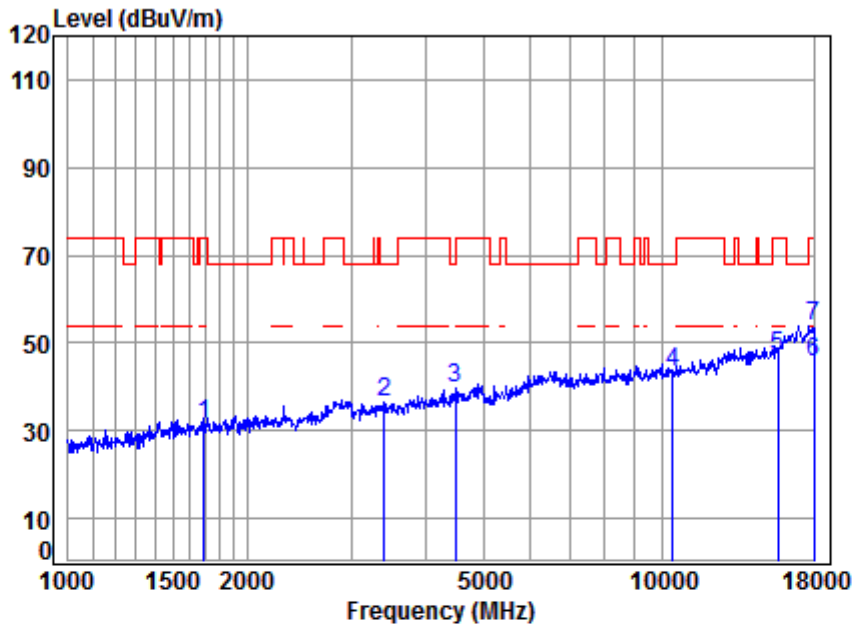
4.3.2.1.26 11N20\_MIMO\_36\_Horizontal



Site : chamber  
Condition: 3m HORIZONTAL  
Job No : 10002  
Mode : 5180 TX RSE  
Note : 5G WIFI 11N20

	Cable	Ant	Preamp	Read	Limit	Over		
Freq	Loss	Factor	Factor	Level	Level	Line	Limit	Remark
MHz	dB	dB/m	dB	dBuV	dBuV/m	dBuV/m	dB	
1	1620.431	5.32	26.34	40.78	41.16	32.04	74.00	-41.96 peak
2	3376.523	6.35	31.51	41.96	43.14	39.04	68.20	-29.16 peak
3	4254.921	7.28	33.17	43.04	41.66	39.07	74.00	-34.93 peak
4	10360.000	11.19	37.76	37.97	32.09	43.07	68.20	-25.13 peak
5	15540.000	14.30	40.72	40.60	33.18	47.60	74.00	-26.40 peak
6	17896.250	16.02	43.38	40.22	26.13	45.31	54.00	-8.69 Average
7	17896.250	16.02	43.38	40.22	35.15	54.33	74.00	-19.67 peak

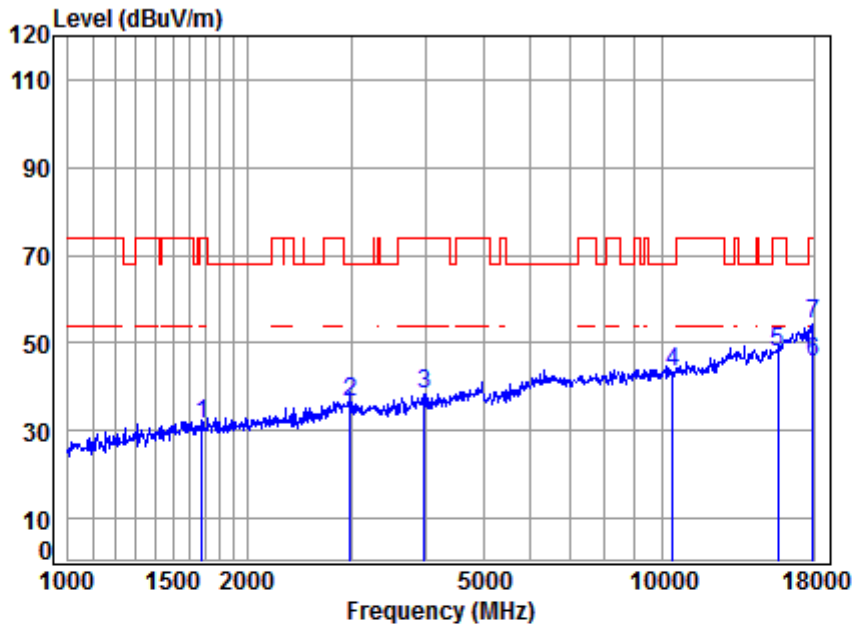
4.3.2.1.27 11N20\_MIMO\_44\_Vertical



Site : chamber  
 Condition: 3m VERTICAL  
 Job No : 10002  
 Mode : 5220 TX RSE  
 Note : 5G WIFI 11N20

	Cable	Ant	Preamp	Read	Limit	Over		
Freq	Loss	Factor	Factor	Level	Level	Line	Limit	Remark
MHz	dB	dB/m	dB	dBuV	dBuV/m	dBuV/m	dB	
1	5.24	26.64	40.83	40.60	31.65	74.00	-42.35	peak
2	6.38	31.56	42.00	40.71	36.65	68.20	-31.55	peak
3	7.55	33.59	43.30	42.02	39.86	68.20	-28.34	peak
4	11.25	37.72	38.01	32.32	43.28	68.20	-24.92	peak
5	14.48	40.80	40.58	32.28	46.98	74.00	-27.02	peak
6	16.13	43.50	40.20	26.08	45.51	54.00	-8.49	Average
7	16.13	43.50	40.20	34.43	53.86	74.00	-20.14	peak

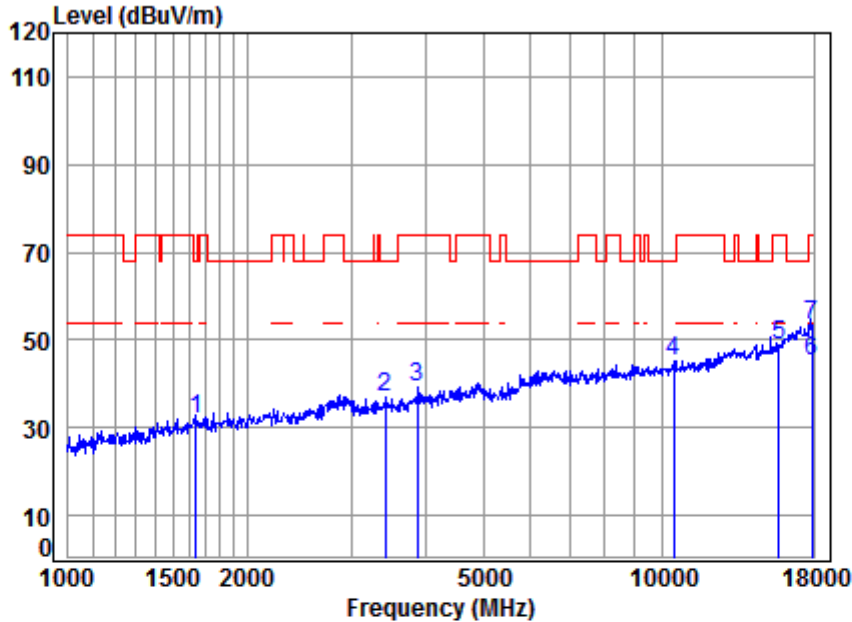
4.3.2.1.28 11N20\_MIMO\_44\_Horizontal



Site : chamber  
 Condition: 3m HORIZONTAL  
 Job No : 10002  
 Mode : 5220 TX RSE  
 Note : 5G WIFI 11N20

	Cable	Ant	Preamp	Read	Limit	Over		
Freq	Loss	Factor	Factor	Level	Level	Line	Limit	Remark
MHz	dB	dB/m	dB	dBuV	dBuV/m	dBuV/m	dB	
1	1682.477	5.25	26.60	40.82	40.26	31.29	74.00	-42.71 peak
2	2990.531	5.97	30.86	41.40	41.26	36.69	68.20	-31.51 peak
3	3981.257	6.96	32.66	42.73	41.65	38.54	74.00	-35.46 peak
4	10440.000	11.25	37.72	38.01	32.38	43.34	68.20	-24.86 peak
5	15660.000	14.48	40.80	40.58	33.14	47.84	74.00	-26.16 peak
6	17948.050	16.08	43.44	40.21	26.49	45.80	54.00	-8.20 Average
7	17948.050	16.08	43.44	40.21	34.78	54.09	74.00	-19.91 peak

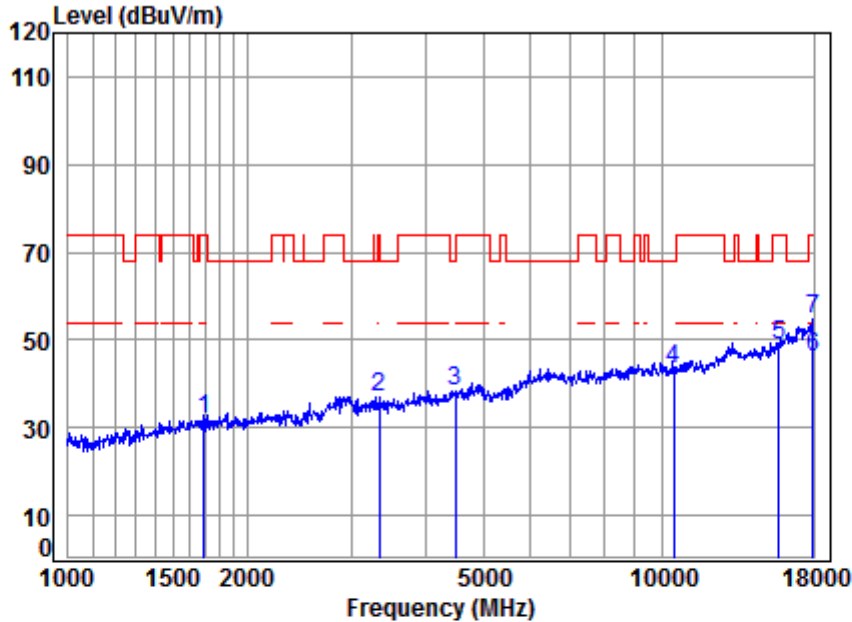
4.3.2.1.29 11N20\_MIMO\_48\_Vertical



Site : chamber  
Condition: 3m VERTICAL  
Job No : 10002  
Mode : 5240 TX RSE  
Note : 5G WIFI 11N20

	Cable	Ant	Preamp	Read	Limit	Over		
Freq	Loss	Factor	Factor	Level	Level	Line	Limit	Remark
MHz	dB	dB/m	dB	dBuV	dBuV/m	dBuV/m	dB	
1	5.30	26.44	40.80	40.84	31.78	68.20	-36.42	peak
2	6.39	31.59	42.02	40.79	36.75	68.20	-31.45	peak
3	6.86	32.47	42.61	42.64	39.36	74.00	-34.64	peak
4	11.28	37.71	38.03	34.27	45.23	68.20	-22.97	peak
5	14.57	40.83	40.57	34.08	48.91	74.00	-25.09	peak
6	16.02	43.38	40.22	25.89	45.07	54.00	-8.93	Average
7	16.02	43.38	40.22	34.40	53.58	74.00	-20.42	peak

4.3.2.1.30 11N20\_MIMO\_48\_Horizontal

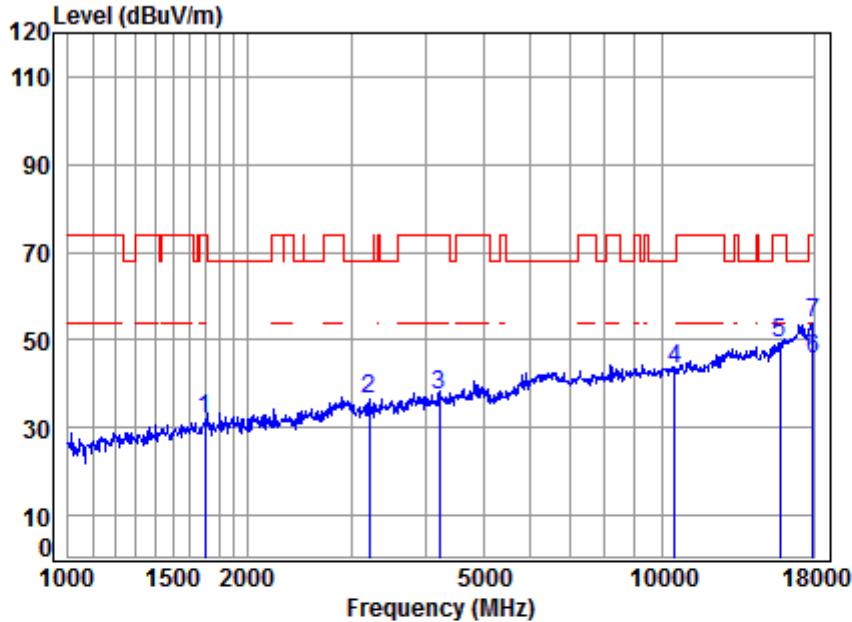


Site : chamber  
Condition: 3m HORIZONTAL  
Job No : 10002  
Mode : 5240 TX RSE  
Note : 5G WIFI 11N20

	Cable	Ant	Preamp	Read	Limit	Over		
Freq	Loss	Factor	Factor	Level	Level	Line	Limit	Remark
MHz	dB	dB/m	dB	dBuV	dBuV/m	dBuV/m	dB	
1	5.24	26.64	40.83	40.97	32.02	74.00	-41.98	peak
2	6.31	31.45	41.90	41.04	36.90	74.00	-37.10	peak
3	7.55	33.59	43.30	40.65	38.49	68.20	-29.71	peak
4	11.28	37.71	38.03	32.47	43.43	68.20	-24.77	peak
5	14.57	40.83	40.57	33.83	48.66	74.00	-25.34	peak
6	16.08	43.44	40.21	26.87	46.18	54.00	-7.82	Average
7	16.08	43.44	40.21	35.34	54.65	74.00	-19.35	peak



4.3.2.1.31 11N20\_MIMO\_52\_Vertical

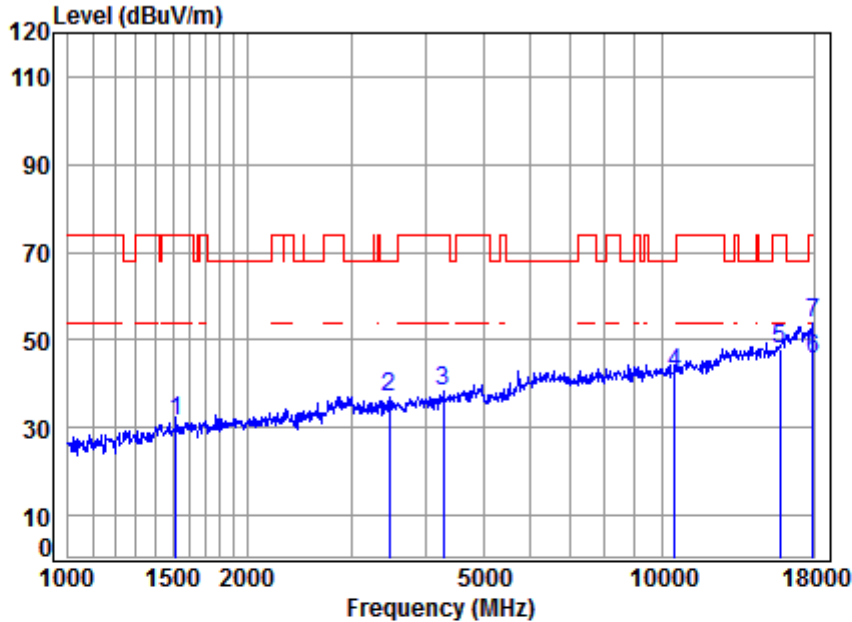


Site : chamber  
Condition: 3m VERTICAL  
Job No : 10002  
Mode : 5260 TX RSE  
Note : 5G WIFI 11N20

	Cable	Ant	Preamp	Read	Limit	Over		
Freq	Loss	Factor	Factor	Level	Level	Line	Limit	Remark
MHz	dB	dB/m	dB	dBuV	dBuV/m	dBuV/m	dB	
1	5.23	26.66	40.83	40.86	31.92	74.00	-42.08	peak
2	6.20	31.26	41.72	40.67	36.41	68.20	-31.79	peak
3	7.24	33.11	43.00	39.86	37.21	74.00	-36.79	peak
4	11.30	37.70	38.05	32.25	43.20	68.20	-25.00	peak
5	14.66	40.87	40.56	34.18	49.15	74.00	-24.85	peak
6	16.08	43.44	40.21	26.20	45.51	54.00	-8.49	Average
7	16.08	43.44	40.21	34.72	54.03	74.00	-19.97	peak



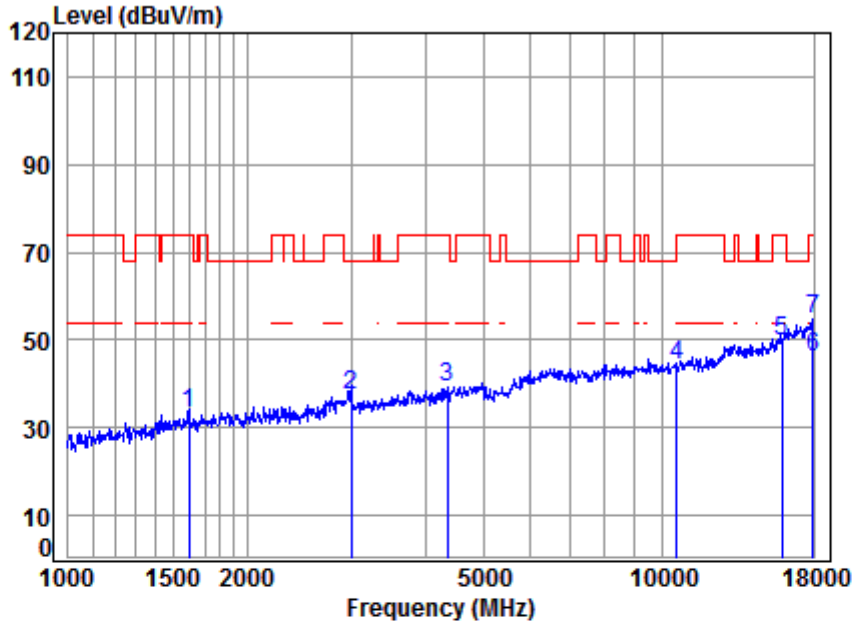
4.3.2.1.32 11N20\_MIMO\_52\_Horizontal



Site : chamber  
Condition: 3m HORIZONTAL  
Job No : 10002  
Mode : 5260 TX RSE  
Note : 5G WIFI 11N20

	Cable	Ant	Preamp	Read	Limit	Over		
Freq	Loss	Factor	Factor	Level	Level	Line	Limit	Remark
MHz	dB	dB/m	dB	dBuV	dBuV/m	dBuV/m	dB	
1	1520.598	5.45	25.89	40.72	40.78	31.40	74.00	-42.60 peak
2	3475.541	6.44	31.66	42.09	40.80	36.81	68.20	-31.39 peak
3	4291.977	7.33	33.24	43.08	40.85	38.34	74.00	-35.66 peak
4	10520.000	11.30	37.70	38.05	31.31	42.26	68.20	-25.94 peak
5	15780.000	14.66	40.87	40.56	33.14	48.11	74.00	-25.89 peak
6	17948.050	16.08	43.44	40.21	26.14	45.45	54.00	-8.55 Average
7	17948.050	16.08	43.44	40.21	34.55	53.86	74.00	-20.14 peak

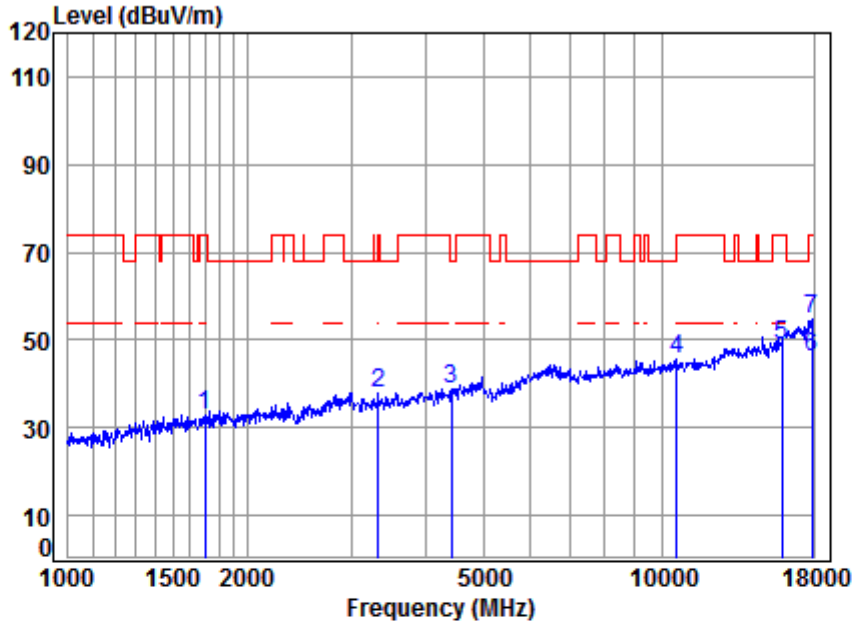
4.3.2.1.33 11N20\_MIMO\_60\_Vertical



Site : chamber  
 Condition: 3m VERTICAL  
 Job No : 10002  
 Mode : 5300 TX RSE  
 Note : 5G WIFI 11N20

	Cable	Ant	Preamp	Read	Limit	Over		
Freq	Loss	Factor	Factor	Level	Level	Line	Limit	Remark
MHz	dB	dB/m	dB	dBuV	dBuV/m	dBuV/m	dB	
1	1597.181	5.35	26.24	40.77	42.39	33.21	74.00	-40.79 peak
2	2999.187	5.98	30.90	41.40	42.16	37.64	68.20	-30.56 peak
3	4354.454	7.40	33.35	43.15	41.44	39.04	74.00	-34.96 peak
4	10600.000	11.36	37.72	38.09	33.35	44.34	68.20	-23.86 peak
5	15900.000	14.84	40.94	40.54	34.41	49.65	74.00	-24.35 peak
6	17948.050	16.08	43.44	40.21	26.99	46.30	54.00	-7.70 Average
7	17948.050	16.08	43.44	40.21	35.46	54.77	74.00	-19.23 peak

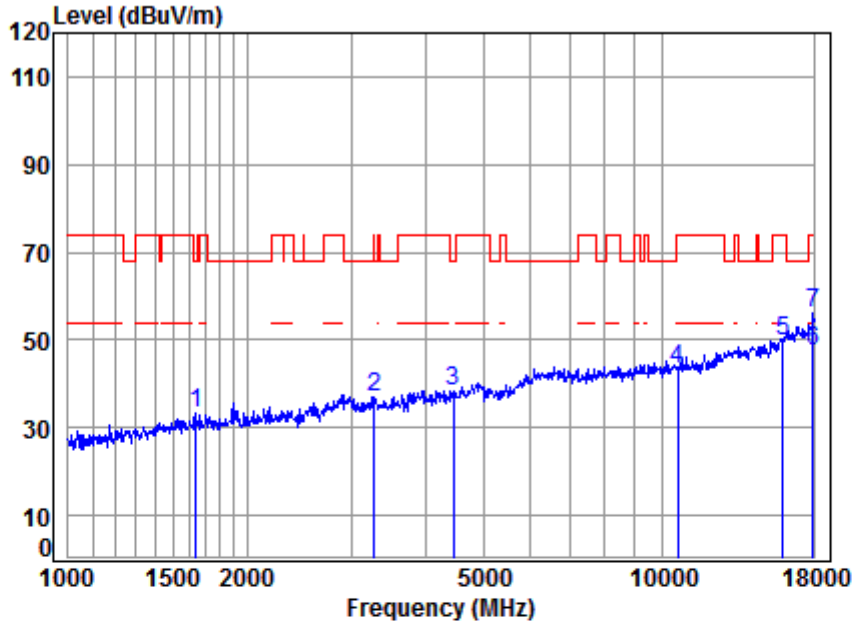
4.3.2.1.34 11N20\_MIMO\_60\_Horizontal



Site : chamber  
Condition: 3m HORIZONTAL  
Job No : 10002  
Mode : 5300 TX RSE  
Note : 5G WIFI 11N20

	Freq	Cable Loss	Ant Factor	Preamp Factor	Read Level	Limit Level	Limit Line	Over Limit	Remark
	MHz	dB	dB/m	dB	dBuV	dBuV/m	dBuV/m	dB	
1	1702.042	5.23	26.68	40.83	41.79	32.87	74.00	-41.13	peak
2	3328.077	6.30	31.44	41.89	41.79	37.64	68.20	-30.56	peak
3	4417.841	7.47	33.46	43.22	41.28	38.99	68.20	-29.21	peak
4	10600.000	11.36	37.72	38.09	34.79	45.78	68.20	-22.42	peak
5	15900.000	14.84	40.94	40.54	33.38	48.62	74.00	-25.38	peak
6	17896.250	16.02	43.38	40.22	26.92	46.10	54.00	-7.90	Average
7	17896.250	16.02	43.38	40.22	35.38	54.56	74.00	-19.44	peak

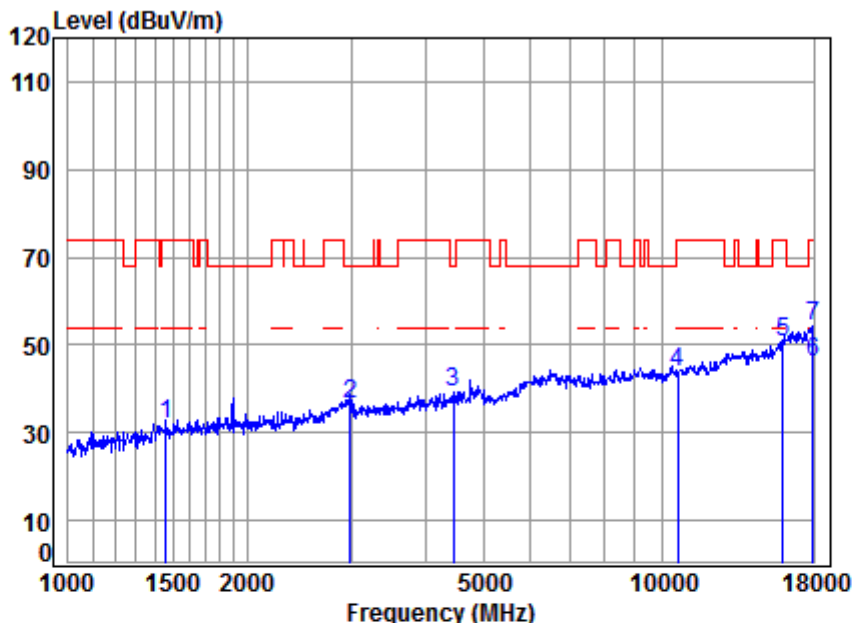
4.3.2.1.35 11N20\_MIMO\_64\_Vertical



Site : chamber  
 Condition: 3m VERTICAL  
 Job No : 10002  
 Mode : 5320 TX RSE  
 Note : 5G WIFI 11N20

	Cable	Ant	Preamp	Read	Limit	Over		
Freq	Loss	Factor	Factor	Level	Level	Line	Limit	Remark
MHz	dB	dB/m	dB	dBuV	dBuV/m	dBuV/m	dB	
1	5.30	26.44	40.80	42.38	33.32	68.20	-34.88	peak
2	6.26	31.36	41.82	41.16	36.96	68.20	-31.24	peak
3	7.51	33.53	43.26	40.71	38.49	68.20	-29.71	peak
4	11.39	37.73	38.11	32.23	43.24	74.00	-30.76	peak
5	14.93	40.98	40.53	34.30	49.68	74.00	-24.32	peak
6	16.08	43.44	40.21	28.33	47.64	54.00	-6.36	Average
7	16.08	43.44	40.21	36.66	55.97	74.00	-18.03	peak

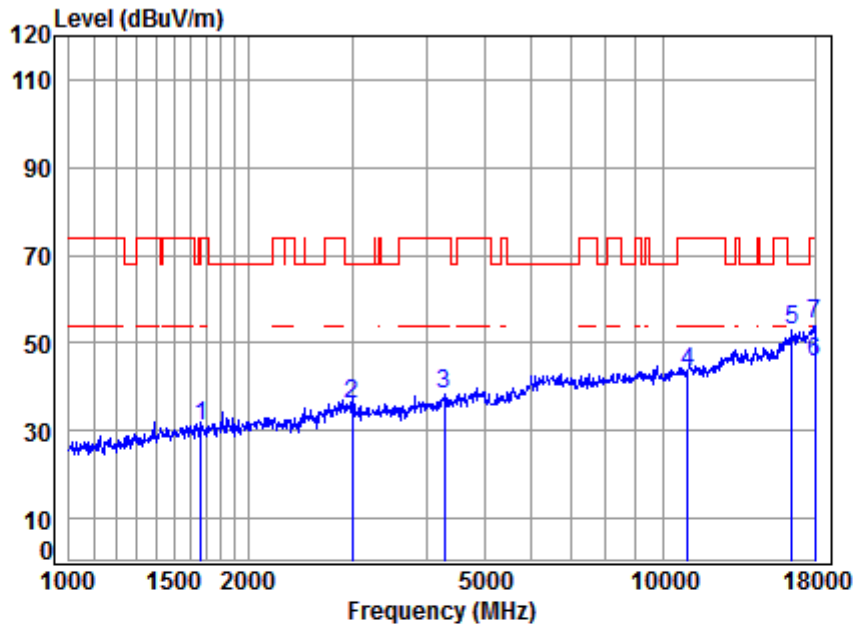
4.3.2.1.36 11N20\_MIMO\_64\_Horizontal



Site : chamber  
 Condition: 3m HORIZONTAL  
 Job No : 10002  
 Mode : 5320 TX RSE  
 Note : 5G WIFI 11N20

	Cable	Ant	Preamp	Read	Limit	Over		
Freq	Loss	Factor	Factor	Level	Level	Line	Limit	Remark
MHz	dB	dB/m	dB	dBuV	dBuV/m	dBuV/m	dB	
1	1460.295	5.35	25.65	40.68	41.58	31.90	74.00	-42.10 peak
2	2990.531	5.97	30.86	41.40	41.20	36.63	68.20	-31.57 peak
3	4456.315	7.51	33.53	43.26	41.26	39.04	68.20	-29.16 peak
4	10640.000	11.39	37.73	38.11	32.69	43.70	74.00	-30.30 peak
5	15960.000	14.93	40.98	40.53	35.26	50.64	74.00	-23.36 peak
6	17948.050	16.08	43.44	40.21	26.63	45.94	54.00	-8.06 Average
7	17948.050	16.08	43.44	40.21	35.17	54.48	74.00	-19.52 peak

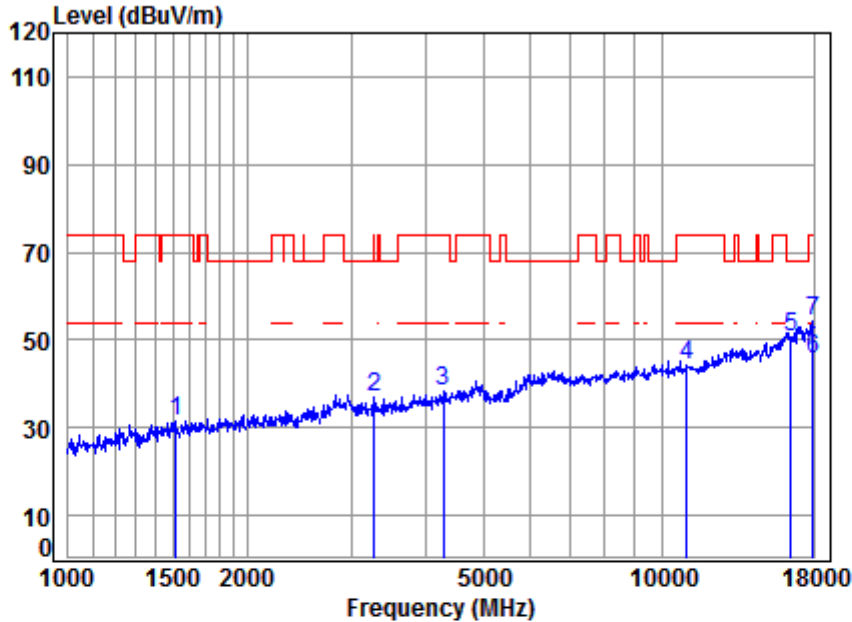
4.3.2.1.37 11N20\_MIMO\_100\_Vertical



Site : chamber  
 Condition: 3m VERTICAL  
 Job No : 10002  
 Mode : 5500 TX RSE  
 Note : 5G WIFI 11N20

	Cable	Ant	Preamp	Read	Limit	Over		
Freq	Loss	Factor	Factor	Level	Level	Line	Limit	Remark
MHz	dB	dB/m	dB	dBuV	dBuV/m	dBuV/m	dB	
1	1667.951	5.27	26.54	40.81	39.90	30.90	74.00	-43.10 peak
2	2999.187	5.98	30.90	41.40	40.58	36.06	68.20	-32.14 peak
3	4279.589	7.31	33.22	43.07	41.02	38.48	74.00	-35.52 peak
4	11000.000	11.63	37.80	38.27	32.00	43.16	74.00	-30.84 peak
5	16500.000	14.50	42.20	40.44	36.80	53.06	68.20	-15.14 peak
6	18000.000	16.13	43.50	40.20	26.12	45.55	54.00	-8.45 Average
7	18000.000	16.13	43.50	40.20	34.64	54.07	74.00	-19.93 peak

4.3.2.1.38 11N20\_MIMO\_100\_Horizontal

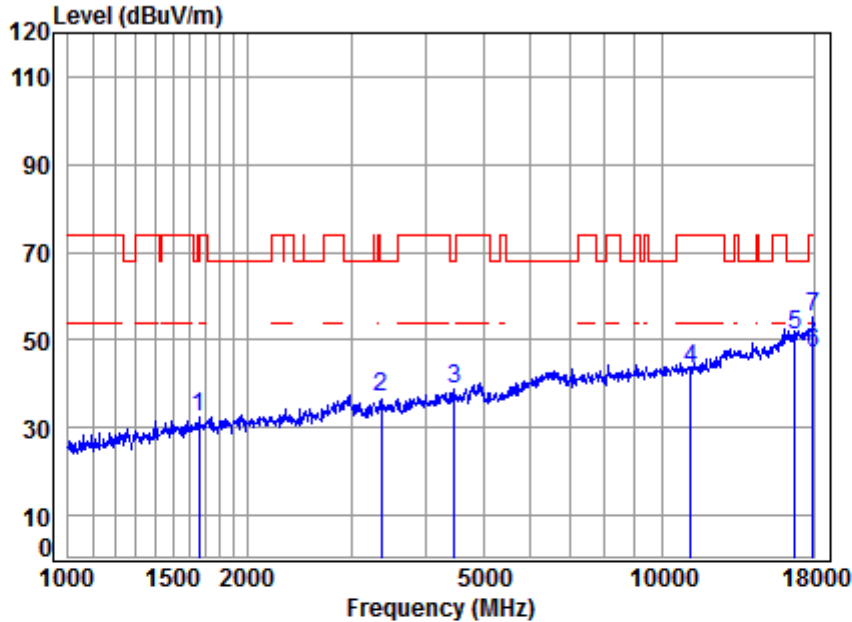


Site : chamber  
 Condition: 3m HORIZONTAL  
 Job No : 10002  
 Mode : 5500 TX RSE  
 Note : 5G WIFI 11N20

	Cable	Ant	Preamp	Read	Limit	Over		
Freq	Loss	Factor	Factor	Level	Level	Line	Limit	Remark
MHz	dB	dB/m	dB	dBuV	dBuV/m	dBuV/m	dB	
1	1516.210	5.46	25.87	40.72	40.92	31.53	74.00	-42.47 peak
2	3270.858	6.25	31.35	41.81	41.17	36.96	68.20	-31.24 peak
3	4279.589	7.31	33.22	43.07	40.81	38.27	74.00	-35.73 peak
4	11000.000	11.63	37.80	38.27	33.16	44.32	74.00	-29.68 peak
5	16500.000	14.50	42.20	40.44	34.22	50.48	68.20	-17.72 peak
6	17948.050	16.08	43.44	40.21	26.51	45.82	54.00	-8.18 Average
7	17948.050	16.08	43.44	40.21	35.00	54.31	74.00	-19.69 peak



4.3.2.1.39 11N20\_MIMO\_116\_Vertical

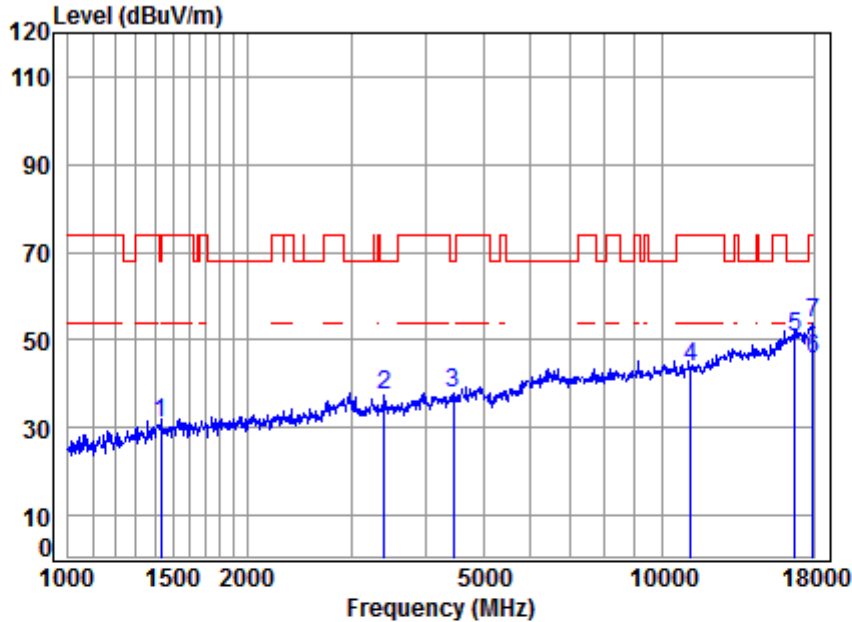


Site : chamber  
Condition: 3m VERTICAL  
Job No : 10002  
Mode : 5580 TX RSE  
Note : 5G WIFI 11N20

	Cable	Ant	Preamp	Read	Limit	Over		
Freq	Loss	Factor	Factor	Level	Level	Line	Limit	Remark
MHz	dB	dB/m	dB	dBuV	dBuV/m	dBuV/m	dB	
1	5.28	26.50	40.81	41.35	32.32	68.20	-35.88	peak
2	6.34	31.50	41.94	41.06	36.96	68.20	-31.24	peak
3	7.53	33.55	43.27	40.82	38.63	68.20	-29.57	peak
4	11.80	37.83	38.34	32.08	43.37	74.00	-30.63	peak
5	15.57	42.39	40.40	33.47	51.03	68.20	-17.17	peak
6	16.08	43.44	40.21	27.68	46.99	54.00	-7.01	Average
7	16.08	43.44	40.21	35.77	55.08	74.00	-18.92	peak



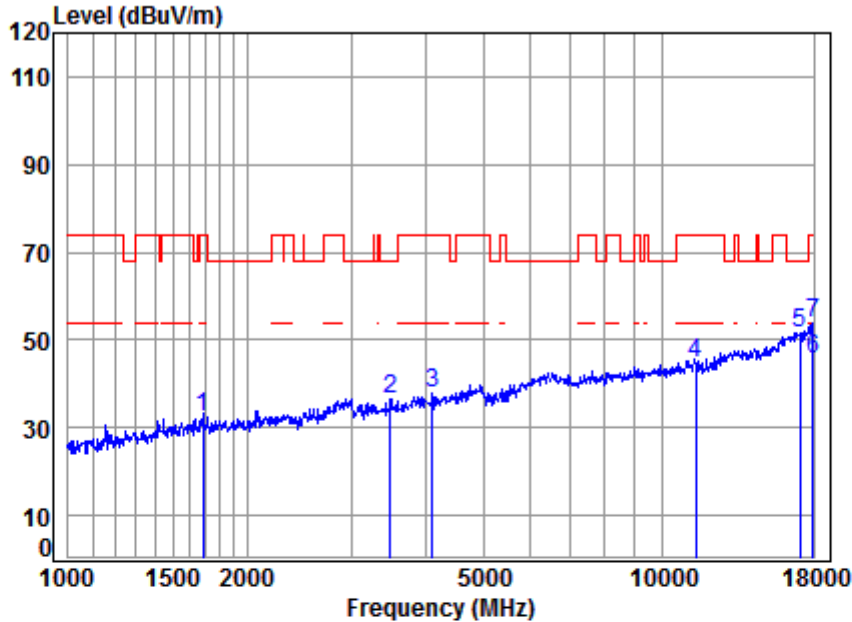
4.3.2.1.40 11N20\_MIMO\_116\_Horizontal



Site : chamber  
Condition: 3m HORIZONTAL  
Job No : 10002  
Mode : 5580 TX RSE  
Note : 5G WIFI 11N20

	Cable	Ant	Preamp	Read	Limit	Over		
Freq	Loss	Factor	Factor	Level	Level	Line	Limit	Remark
MHz	dB	dB/m	dB	dBuV	dBuV/m	dBuV/m	dB	
1	1431.047	5.26	25.54	40.66	40.93	31.07	68.20	-37.13 peak
2	3405.929	6.38	31.56	42.00	41.69	37.63	68.20	-30.57 peak
3	4456.315	7.51	33.53	43.26	40.18	37.96	68.20	-30.24 peak
4	11160.000	11.80	37.83	38.34	32.69	43.98	74.00	-30.02 peak
5	16740.000	15.57	42.39	40.40	32.86	50.42	68.20	-17.78 peak
6	17948.050	16.08	43.44	40.21	26.11	45.42	54.00	-8.58 Average
7	17948.050	16.08	43.44	40.21	34.74	54.05	74.00	-19.95 peak

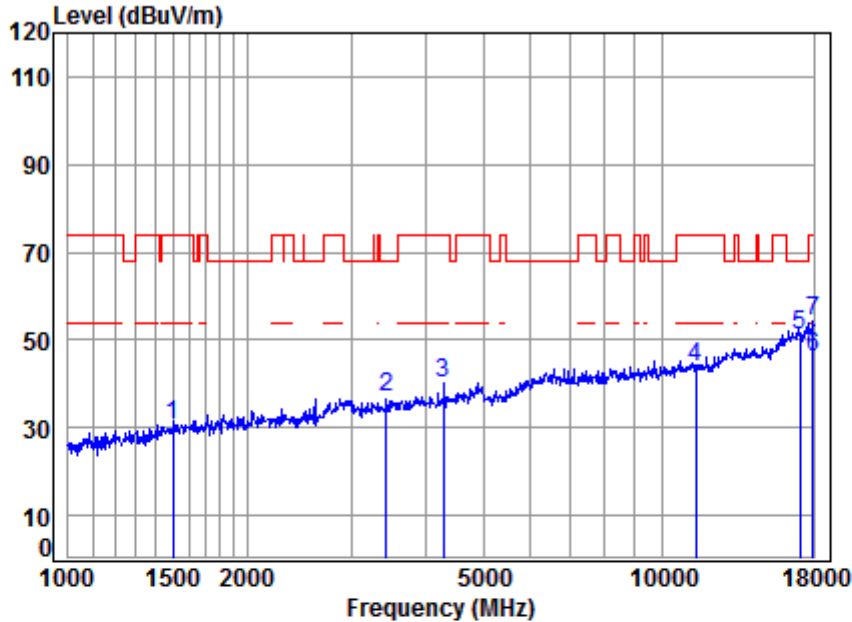
4.3.2.1.41 11N20\_MIMO\_140\_Vertical



Site : chamber  
 Condition: 3m VERTICAL  
 Job No : 10002  
 Mode : 5700 TX RSE  
 Note : 5G WIFI 11N20

	Cable	Ant	Preamp	Read	Limit	Over		
Freq	Loss	Factor	Factor	Level	Level	Line	Limit	Remark
MHz	dB	dB/m	dB	dBuV	dBuV/m	dBuV/m	dB	
1	5.24	26.62	40.82	41.27	32.31	74.00	-41.69	peak
2	6.45	31.68	42.10	40.65	36.68	68.20	-31.52	peak
3	7.11	32.91	42.88	40.91	38.05	74.00	-35.95	peak
4	12.04	37.88	38.45	33.38	44.85	74.00	-29.15	peak
5	16.49	42.66	40.34	32.71	51.52	68.20	-16.68	peak
6	16.08	43.44	40.21	26.26	45.57	54.00	-8.43	Average
7	16.08	43.44	40.21	34.74	54.05	74.00	-19.95	peak

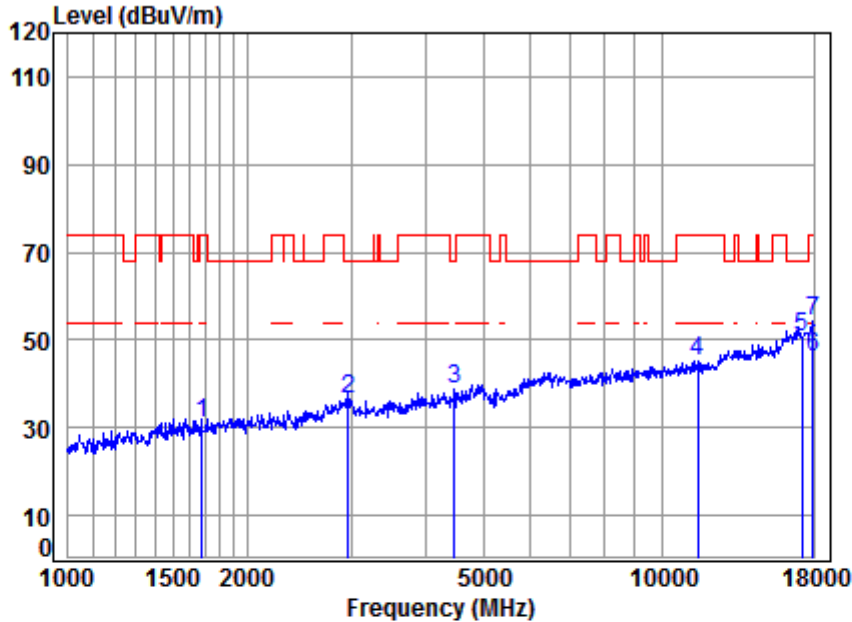
4.3.2.1.42 11N20\_MIMO\_140\_Horizontal



Site : chamber  
Condition: 3m HORIZONTAL  
Job No : 10002  
Mode : 5700 TX RSE  
Note : 5G WIFI 11N20

	Cable	Ant	Preamp	Read	Limit	Over		
Freq	Loss	Factor	Factor	Level	Level	Line	Limit	Remark
MHz	dB	dB/m	dB	dBuV	dBuV/m	dBuV/m	dB	
1	1503.119	5.48	25.81	40.71	39.91	30.49	74.00	-43.51 peak
2	3435.590	6.40	31.60	42.04	41.10	37.06	68.20	-31.14 peak
3	4291.977	7.33	33.24	43.08	42.71	40.20	74.00	-33.80 peak
4	11400.000	12.04	37.88	38.45	32.21	43.68	74.00	-30.32 peak
5	17100.000	16.49	42.66	40.34	32.36	51.17	68.20	-17.03 peak
6	17948.050	16.08	43.44	40.21	26.55	45.86	54.00	-8.14 Average
7	17948.050	16.08	43.44	40.21	34.92	54.23	74.00	-19.77 peak

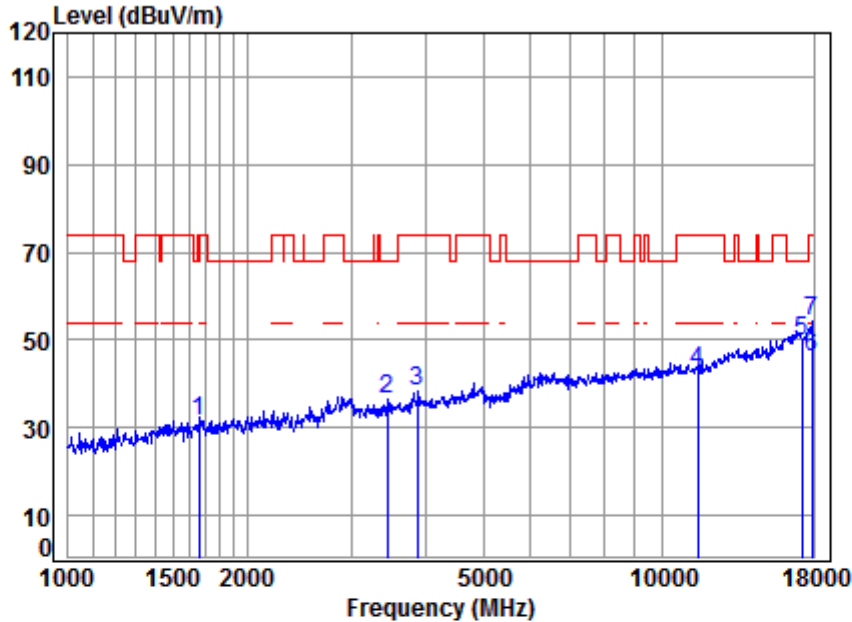
4.3.2.1.43 11N20\_MIMO\_149\_Vertical



Site : chamber  
 Condition: 3m VERTICAL  
 Job No : 10002  
 Mode : 5745 TX RSE  
 Note : 5G WIFI 11N20

	Cable	Ant	Preamp	Read	Limit	Over		
Freq	Loss	Factor	Factor	Level	Level	Line	Limit	Remark
MHz	dB	dB/m	dB	dBuV	dBuV/m	dBuV/m	dB	
1	1677.621	5.25	26.58	40.82	40.09	31.10	74.00	-42.90 peak
2	2964.712	5.96	30.76	41.39	40.99	36.32	68.20	-31.88 peak
3	4469.214	7.53	33.55	43.27	40.88	38.69	68.20	-29.51 peak
4	11490.000	12.13	37.90	38.49	33.41	44.95	74.00	-29.05 peak
5	17235.000	16.18	42.74	40.32	32.21	50.81	68.20	-17.39 peak
6	17948.050	16.08	43.44	40.21	26.69	46.00	54.00	-8.00 Average
7	17948.050	16.08	43.44	40.21	35.08	54.39	74.00	-19.61 peak

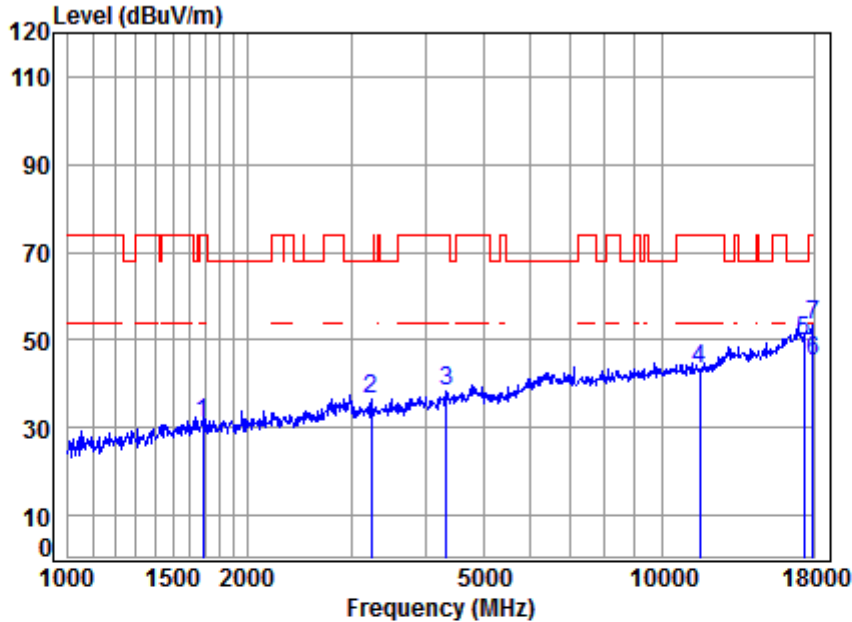
4.3.2.1.44 11N20\_MIMO\_149\_Horizontal



Site : chamber  
 Condition: 3m HORIZONTAL  
 Job No : 10002  
 Mode : 5745 TX RSE  
 Note : 5G WIFI 11N20

	Cable	Ant	Preamp	Read	Limit	Over		
Freq	Loss	Factor	Factor	Level	Level	Line	Limit	Remark
MHz	dB	dB/m	dB	dBuV	dBuV/m	dBuV/m	dB	
1	1663.137	5.27	26.52	40.81	40.35	31.33	74.00	-42.67 peak
2	3445.535	6.41	31.62	42.05	40.47	36.45	68.20	-31.75 peak
3	3879.027	6.86	32.47	42.61	41.40	38.12	74.00	-35.88 peak
4	11490.000	12.13	37.90	38.49	31.49	43.03	74.00	-30.97 peak
5	17235.000	16.18	42.74	40.32	31.36	49.96	68.20	-18.24 peak
6	17896.250	16.02	43.38	40.22	26.89	46.07	54.00	-7.93 Average
7	17896.250	16.02	43.38	40.22	35.17	54.35	74.00	-19.65 peak

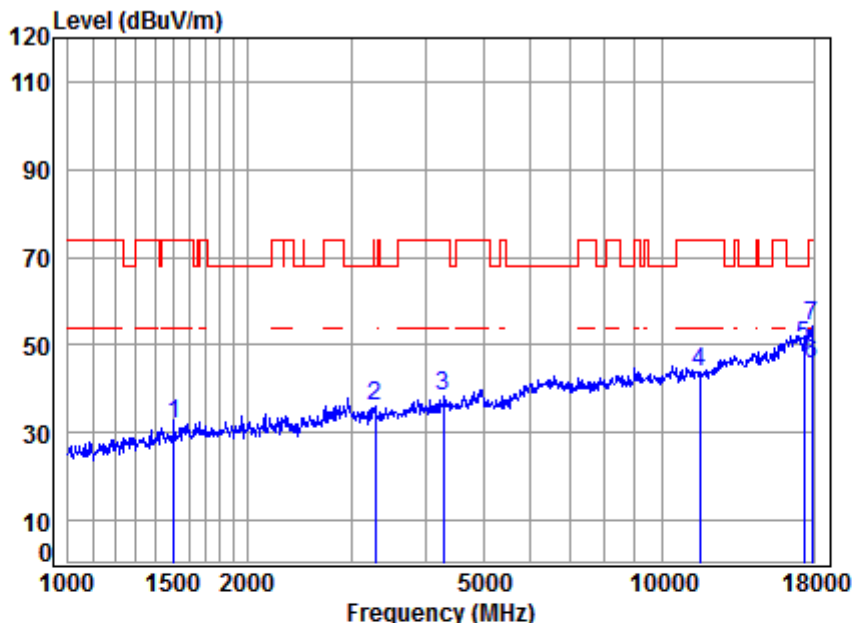
4.3.2.1.45 11N20\_MIMO\_157\_Vertical



Site : chamber  
 Condition: 3m VERTICAL  
 Job No : 10002  
 Mode : 5785 TX RSE  
 Note : 5G WIFI 11N20

	Cable	Ant	Preamp	Read	Limit	Over		
Freq	Loss	Factor	Factor	Level	Level	Line	Limit	Remark
MHz	dB	dB/m	dB	dBuV	dBuV/m	dBuV/m	dB	
1	5.24	26.62	40.82	40.18	31.22	74.00	-42.78	peak
2	6.22	31.30	41.77	40.78	36.53	68.20	-31.67	peak
3	7.38	33.33	43.14	40.64	38.21	74.00	-35.79	peak
4	12.17	37.87	38.52	31.77	43.29	74.00	-30.71	peak
5	15.92	42.81	40.30	31.46	49.89	68.20	-18.31	peak
6	16.08	43.44	40.21	25.85	45.16	54.00	-8.84	Average
7	16.08	43.44	40.21	34.21	53.52	74.00	-20.48	peak

4.3.2.1.46 11N20\_MIMO\_157\_Horizontal

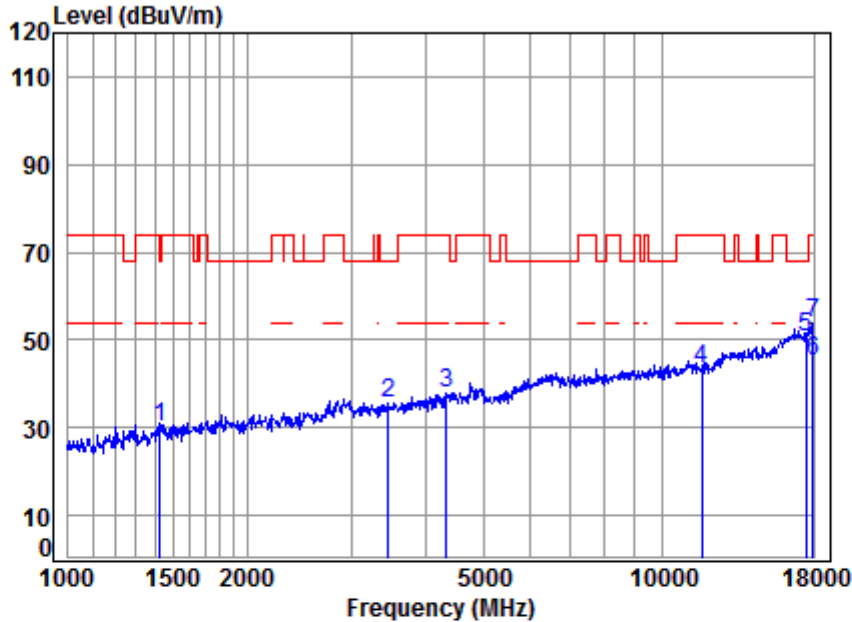


Site : chamber  
 Condition: 3m HORIZONTAL  
 Job No : 10002  
 Mode : 5785 TX RSE  
 Note : 5G WIFI 11N20

	Cable	Ant	Preamp	Read	Limit	Over		
Freq	Loss	Factor	Factor	Level	Level	Line	Limit	Remark
MHz	dB	dB/m	dB	dBuV	dBuV/m	dBuV/m	dB	
1	1507.470	5.47	25.83	40.71	41.14	31.73	74.00	-42.27 peak
2	3289.821	6.27	31.38	41.83	40.03	35.85	68.20	-32.35 peak
3	4291.977	7.33	33.24	43.08	40.63	38.12	74.00	-35.88 peak
4	11570.000	12.17	37.87	38.52	32.39	43.91	74.00	-30.09 peak
5	17355.000	15.92	42.81	40.30	31.43	49.86	68.20	-18.34 peak
6	17896.250	16.02	43.38	40.22	26.34	45.52	54.00	-8.48 Average
7	17896.250	16.02	43.38	40.22	34.89	54.07	74.00	-19.93 peak



4.3.2.1.47 11N20\_MIMO\_165\_Vertical

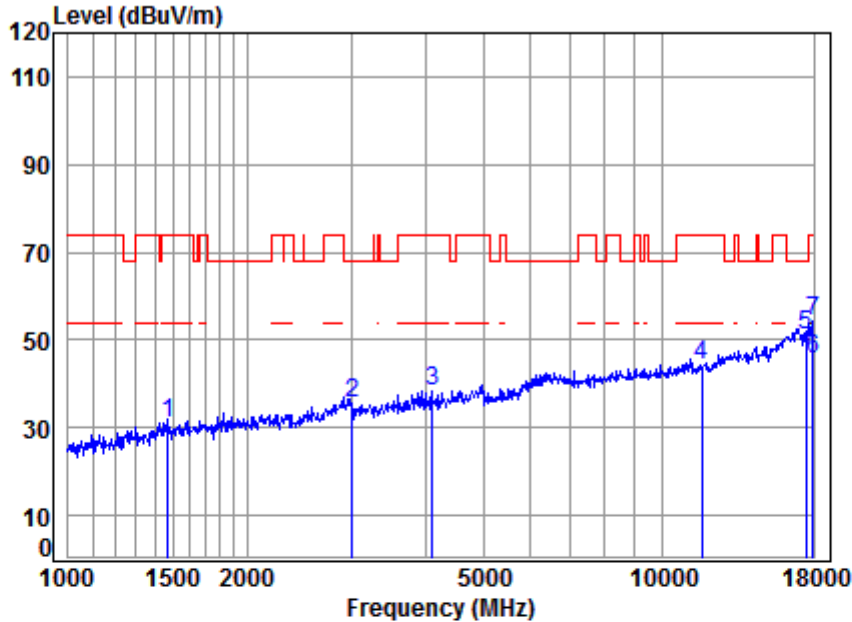


Site : chamber  
 Condition: 3m VERTICAL  
 Job No : 10002  
 Mode : 5825 TX RSE  
 Note : 5G WIFI 11N20

	Cable	Ant	Preamp	Read	Limit	Over		
Freq	Loss	Factor	Factor	Level	Level	Line	Limit	Remark
MHz	dB	dB/m	dB	dBuV	dBuV/m	dBuV/m	dB	
1	1426.916	5.24	25.53	40.66	40.03	30.14	74.00	-43.86 peak
2	3465.510	6.43	31.65	42.08	39.59	35.59	68.20	-32.61 peak
3	4341.886	7.38	33.33	43.14	40.30	37.87	74.00	-36.13 peak
4	11650.000	12.20	37.84	38.55	31.89	43.38	74.00	-30.62 peak
5	17475.000	15.65	42.89	40.28	32.40	50.66	68.20	-17.54 peak
6	17948.050	16.08	43.44	40.21	25.80	45.11	54.00	-8.89 Average
7	17948.050	16.08	43.44	40.21	34.71	54.02	74.00	-19.98 peak



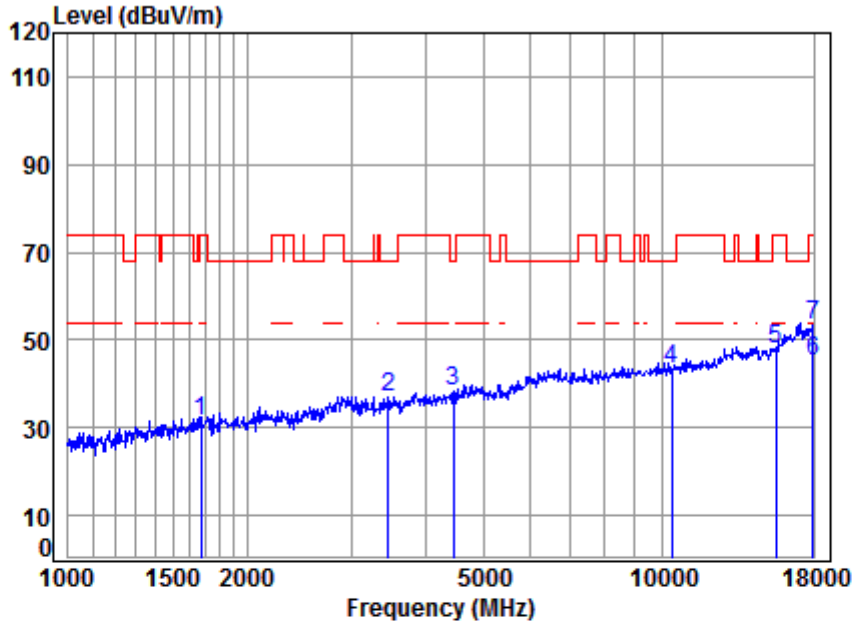
4.3.2.1.48 11N20\_MIMO\_165\_Horizontal



Site : chamber  
 Condition: 3m HORIZONTAL  
 Job No : 10002  
 Mode : 5825 TX RSE  
 Note : 5G WIFI 11N20

	Cable	Ant	Preamp	Read	Limit	Over		
Freq	Loss	Factor	Factor	Level	Level	Line	Limit	Remark
MHz	dB	dB/m	dB	dBuV	dBuV/m	dBuV/m	dB	
1	1473.013	5.39	25.70	40.69	40.76	31.16	74.00	-42.84 peak
2	3007.868	5.99	30.91	41.41	40.25	35.74	68.20	-32.46 peak
3	4098.010	7.10	32.88	42.87	41.28	38.39	74.00	-35.61 peak
4	11650.000	12.20	37.84	38.55	32.94	44.43	74.00	-29.57 peak
5	17475.000	15.65	42.89	40.28	33.04	51.30	68.20	-16.90 peak
6	17948.050	16.08	43.44	40.21	26.43	45.74	54.00	-8.26 Average
7	17948.050	16.08	43.44	40.21	35.01	54.32	74.00	-19.68 peak

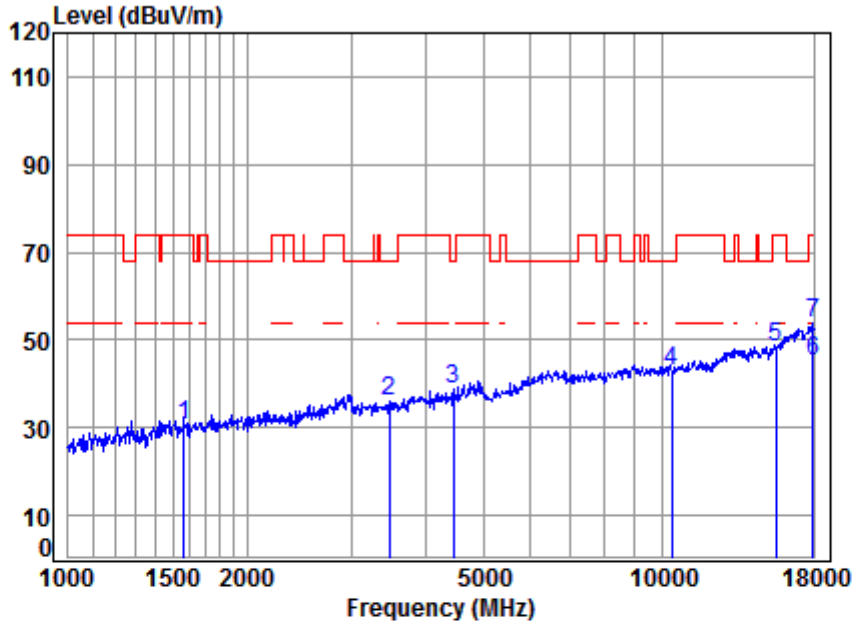
4.3.2.1.49 11N40\_MIMO\_38\_Peak\_Vertical



Site : chamber  
Condition: 3m VERTICAL  
Job No : 10002  
Mode : 5190 TX RSE  
Note : 5G WIFI 11N40

	Cable	Ant	Preamp	Read	Limit	Over		
Freq	Loss	Factor	Factor	Level	Level	Line	Limit	Remark
MHz	dB	dB/m	dB	dBuV	dBuV/m	dBuV/m	dB	
1	5.26	26.56	40.82	40.47	31.47	74.00	-42.53	peak
2	6.43	31.65	42.08	40.95	36.95	68.20	-31.25	peak
3	7.51	33.53	43.26	40.62	38.40	68.20	-29.80	peak
4	11.21	37.75	37.98	32.42	43.40	68.20	-24.80	peak
5	14.35	40.74	40.60	33.29	47.78	74.00	-26.22	peak
6	16.08	43.44	40.21	25.83	45.14	54.00	-8.86	Average
7	16.08	43.44	40.21	34.22	53.53	74.00	-20.47	peak

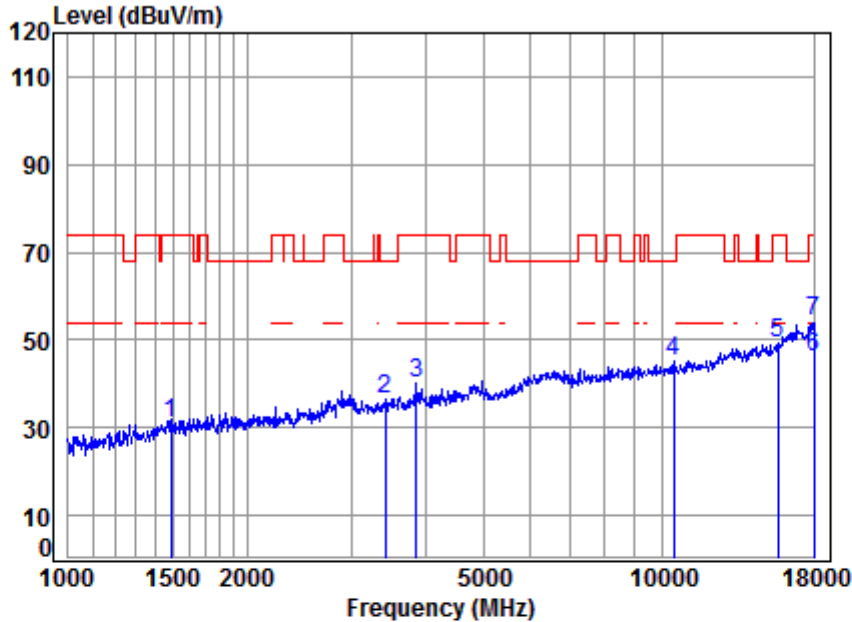
4.3.2.1.50 11N40\_MIMO\_38\_Horizontal



Site : chamber  
 Condition: 3m HORIZONTAL  
 Job No : 10002  
 Mode : 5190 TX RSE  
 Note : 5G WIFI 11N40

	Cable	Ant	Preamp	Read	Limit	Over		
Freq	Loss	Factor	Factor	Level	Level	Line	Limit	Remark
MHz	dB	dB/m	dB	dBuV	dBuV/m	dBuV/m	dB	
1	1565.191	5.39	26.10	40.75	39.66	30.40	74.00	-43.60 peak
2	3475.541	6.44	31.66	42.09	40.13	36.14	68.20	-32.06 peak
3	4456.315	7.51	33.53	43.26	41.13	38.91	68.20	-29.29 peak
4	10380.000	11.21	37.75	37.98	31.78	42.76	68.20	-25.44 peak
5	15570.000	14.35	40.74	40.60	33.97	48.46	74.00	-25.54 peak
6	17948.050	16.08	43.44	40.21	25.80	45.11	54.00	-8.89 Average
7	17948.050	16.08	43.44	40.21	34.52	53.83	74.00	-20.17 peak

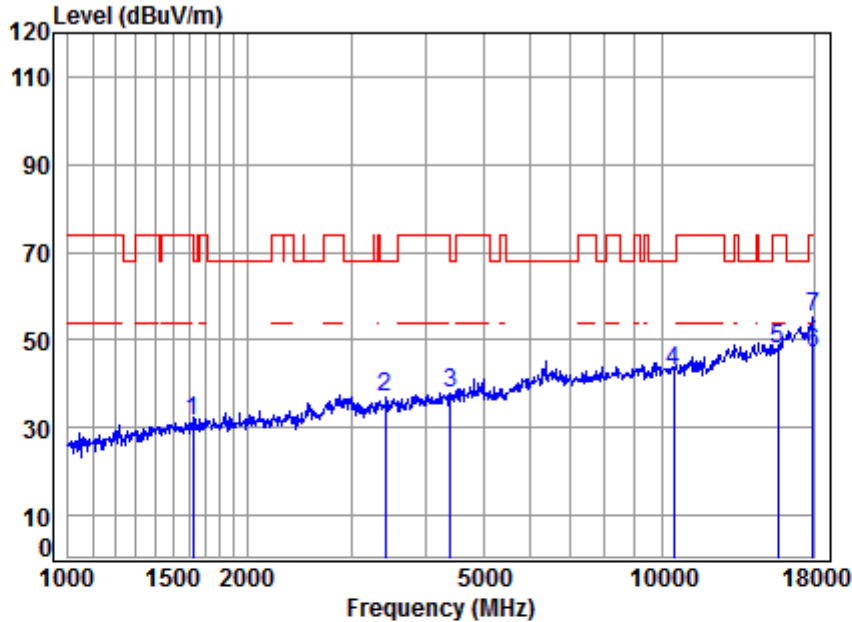
4.3.2.1.51 11N40\_MIMO\_46\_Peak\_Vertical



Site : chamber  
Condition: 3m VERTICAL  
Job No : 10002  
Mode : 5230 TX RSE  
Note : 5G WIFI 11N40

	Cable	Ant	Preamp	Read	Limit	Over		
Freq	Loss	Factor	Factor	Level	Level	Line	Limit	Remark
MHz	dB	dB/m	dB	dBuV	dBuV/m	dBuV/m	dB	
1	1490.142	5.45	25.76	40.70	40.42	30.93	74.00	-43.07 peak
2	3415.787	6.38	31.57	42.01	40.75	36.69	68.20	-31.51 peak
3	3856.668	6.84	32.43	42.58	43.63	40.32	74.00	-33.68 peak
4	10460.000	11.26	37.72	38.02	34.02	44.98	68.20	-23.22 peak
5	15690.000	14.53	40.82	40.58	34.34	49.11	74.00	-24.89 peak
6	18000.000	16.13	43.50	40.20	26.46	45.89	54.00	-8.11 Average
7	18000.000	16.13	43.50	40.20	34.69	54.12	74.00	-19.88 peak

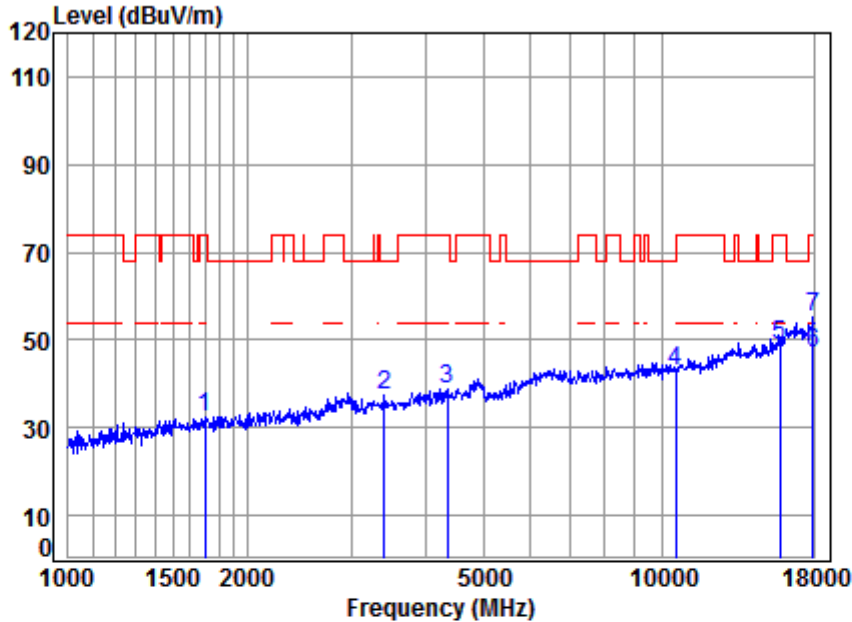
4.3.2.1.52 11N40\_MIMO\_46\_Horizontal



Site : chamber  
Condition: 3m HORIZONTAL  
Job No : 10002  
Mode : 5230 TX RSE  
Note : 5G WIFI 11N40

	Cable	Ant	Preamp	Read	Limit	Over		
Freq	Loss	Factor	Factor	Level	Level	Line	Limit	Remark
MHz	dB	dB/m	dB	dBuV	dBuV/m	dBuV/m	dB	
1	1620.431	5.32	26.34	40.78	40.60	31.48	74.00	-42.52 peak
2	3425.675	6.39	31.59	42.02	40.98	36.94	68.20	-31.26 peak
3	4405.090	7.46	33.44	43.20	40.21	37.91	68.20	-30.29 peak
4	10460.000	11.26	37.72	38.02	32.02	42.98	68.20	-25.22 peak
5	15690.000	14.53	40.82	40.58	33.23	48.00	74.00	-26.00 peak
6	17948.050	16.08	43.44	40.21	27.64	46.95	54.00	-7.05 Average
7	17948.050	16.08	43.44	40.21	36.08	55.39	74.00	-18.61 peak

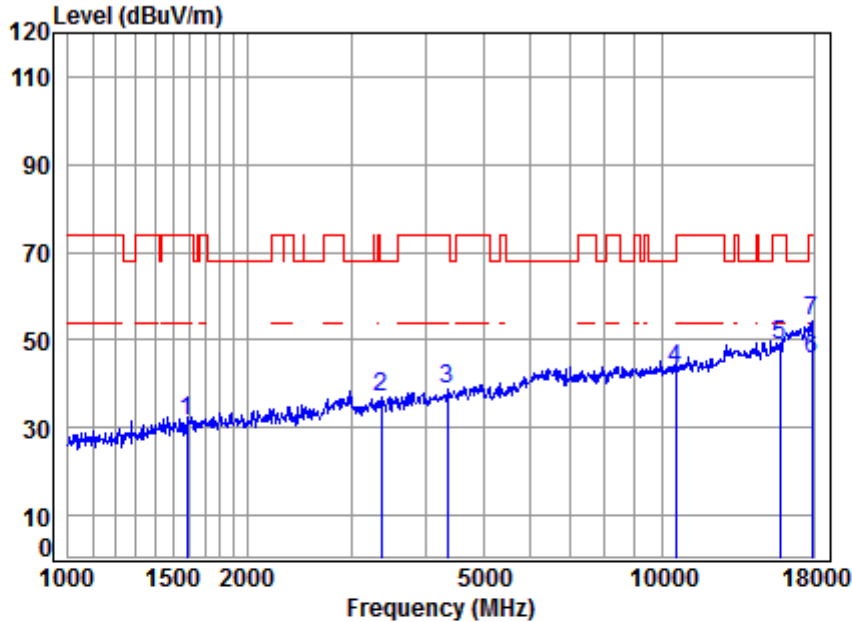
4.3.2.1.53 11N40\_MIMO\_54\_Peak\_Vertical



Site : chamber  
Condition: 3m VERTICAL  
Job No : 10002  
Mode : 5270 TX RSE  
Note : 5G WIFI 11N40

	Cable	Ant	Preamp	Read	Limit	Over		
Freq	Loss	Factor	Factor	Level	Level	Line	Limit	Remark
MHz	dB	dB/m	dB	dBuV	dBuV/m	dBuV/m	dB	
1	1697.129	5.23	26.66	40.83	41.45	32.51	74.00	-41.49 peak
2	3405.929	6.38	31.56	42.00	41.53	37.47	68.20	-30.73 peak
3	4354.454	7.40	33.35	43.15	41.33	38.93	74.00	-35.07 peak
4	10540.000	11.32	37.71	38.06	32.07	43.04	68.20	-25.16 peak
5	15810.000	14.71	40.89	40.56	33.77	48.81	74.00	-25.19 peak
6	17948.050	16.08	43.44	40.21	27.50	46.81	54.00	-7.19 Average
7	17948.050	16.08	43.44	40.21	35.95	55.26	74.00	-18.74 peak

4.3.2.1.54 11N40\_MIMO\_54\_Horizontal

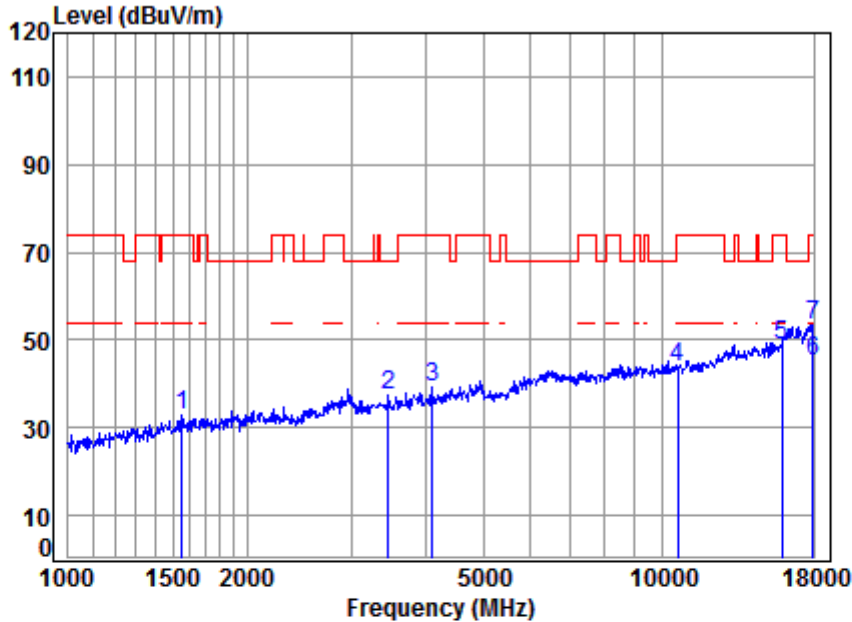


Site : chamber  
 Condition: 3m HORIZONTAL  
 Job No : 10002  
 Mode : 5270 TX RSE  
 Note : 5G WIFI 11N40

	Cable	Ant	Preamp	Read	Limit	Over		
Freq	Loss	Factor	Factor	Level	Level	Line	Limit	Remark
MHz	dB	dB/m	dB	dBuV	dBuV/m	dBuV/m	dB	
1	5.37	26.18	40.76	40.58	31.37	74.00	-42.63	peak
2	6.34	31.50	41.94	41.17	37.07	68.20	-31.13	peak
3	7.40	33.35	43.15	41.03	38.63	74.00	-35.37	peak
4	11.32	37.71	38.06	32.56	43.53	68.20	-24.67	peak
5	14.71	40.89	40.56	33.80	48.84	74.00	-25.16	peak
6	16.02	43.38	40.22	26.55	45.73	54.00	-8.27	Average
7	16.02	43.38	40.22	34.97	54.15	74.00	-19.85	peak



**4.3.2.1.55 11N40\_MIMO\_62\_Peak\_Vertical**

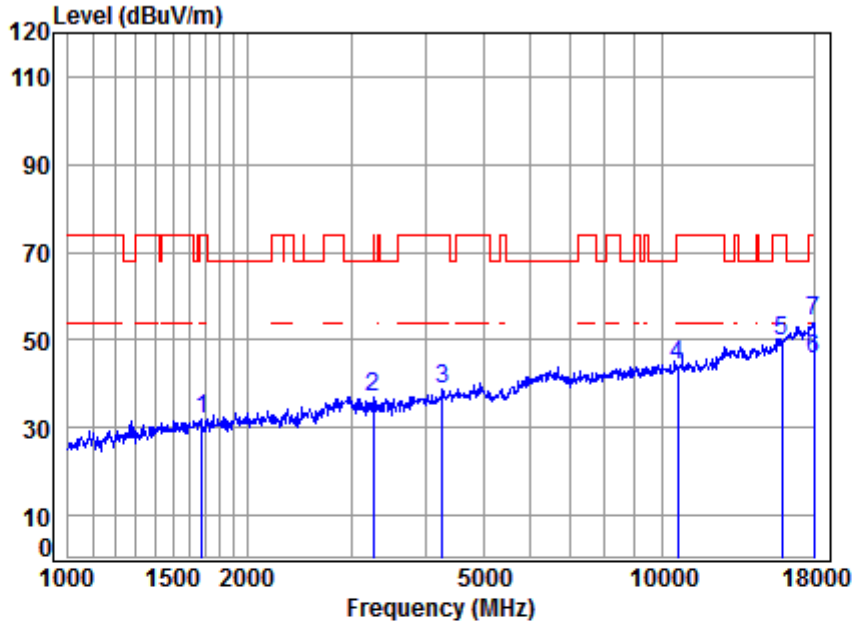


Site : chamber  
 Condition: 3m VERTICAL  
 Job No : 10002  
 Mode : 5310 TX RSE  
 Note : 5G WIFI 11N40

	Cable	Ant	Preamp	Read	Limit	Over		
Freq	Loss	Factor	Factor	Level	Level	Line	Limit	Remark
MHz	dB	dB/m	dB	dBuV	dBuV/m	dBuV/m	dB	
1	1556.169	5.41	26.06	40.74	42.14	32.87	74.00	-41.13 peak
2	3465.510	6.43	31.65	42.08	41.37	37.37	68.20	-30.83 peak
3	4109.872	7.11	32.91	42.88	42.13	39.27	74.00	-34.73 peak
4	10620.000	11.37	37.72	38.10	33.00	43.99	74.00	-30.01 peak
5	15930.000	14.89	40.96	40.54	33.66	48.97	74.00	-25.03 peak
6	17948.050	16.08	43.44	40.21	25.80	45.11	54.00	-8.89 Average
7	17948.050	16.08	43.44	40.21	34.27	53.58	74.00	-20.42 peak



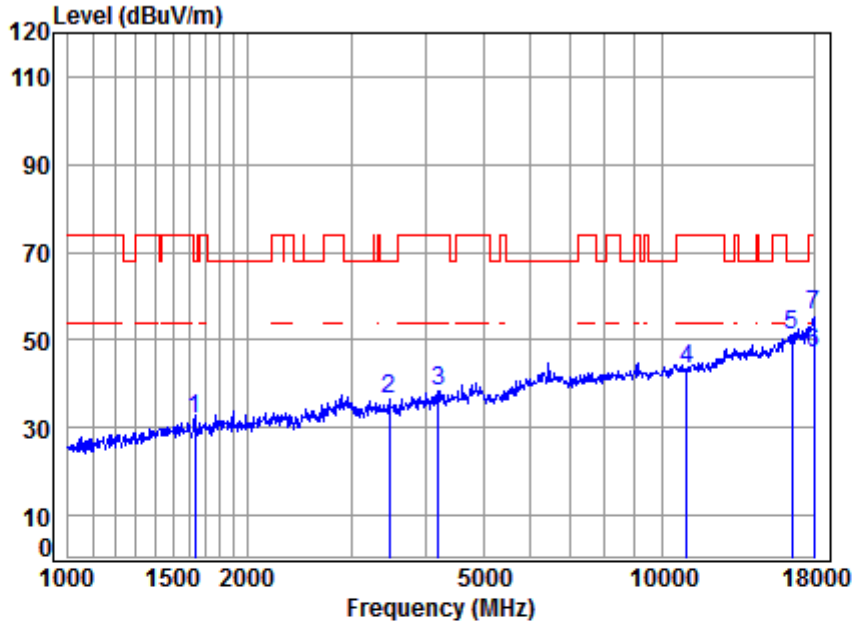
4.3.2.1.56 11N40\_MIMO\_62\_Horizontal



Site : chamber  
 Condition: 3m HORIZONTAL  
 Job No : 10002  
 Mode : 5310 TX RSE  
 Note : 5G WIFI 11N40

	Cable	Ant	Preamp	Read	Limit	Over		
Freq	Loss	Factor	Factor	Level	Level	Line	Limit	Remark
MHz	dB	dB/m	dB	dBuV	dBuV/m	dBuV/m	dB	
1	5.25	26.58	40.82	40.94	31.95	74.00	-42.05	peak
2	6.24	31.33	41.79	41.29	37.07	74.00	-36.93	peak
3	7.30	33.19	43.06	41.15	38.58	74.00	-35.42	peak
4	11.37	37.72	38.10	33.12	44.11	74.00	-29.89	peak
5	14.89	40.96	40.54	34.34	49.65	74.00	-24.35	peak
6	16.13	43.50	40.20	26.40	45.83	54.00	-8.17	Average
7	16.13	43.50	40.20	34.76	54.19	74.00	-19.81	peak

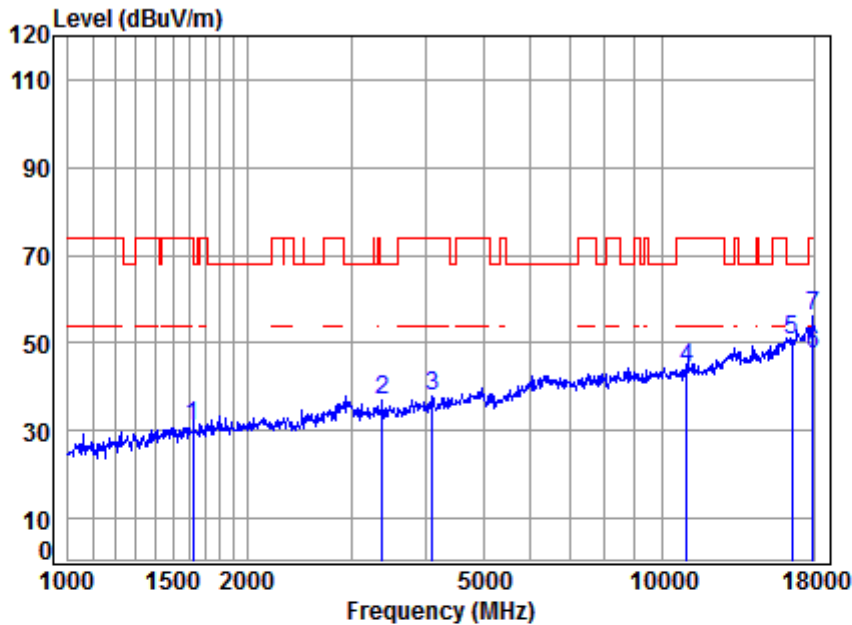
4.3.2.1.57 11N40\_MIMO\_102\_Peak\_Vertical



Site : chamber  
 Condition: 3m VERTICAL  
 Job No : 10002  
 Mode : 5510 TX RSE  
 Note : 5G WIFI 11N40

	Cable	Ant	Preamp	Read	Limit	Over		
Freq	Loss	Factor	Factor	Level	Level	Line	Limit	Remark
MHz	dB	dB/m	dB	dBuV	dBuV/m	dBuV/m	dB	
1	5.31	26.40	40.79	41.00	31.92	68.20	-36.28	peak
2	6.44	31.66	42.09	40.45	36.46	68.20	-31.74	peak
3	7.21	33.06	42.97	41.01	38.31	74.00	-35.69	peak
4	11.65	37.80	38.28	32.28	43.45	74.00	-30.55	peak
5	14.63	42.22	40.43	34.88	51.30	68.20	-16.90	peak
6	16.13	43.50	40.20	27.59	47.02	54.00	-6.98	Average
7	16.13	43.50	40.20	36.21	55.64	74.00	-18.36	peak

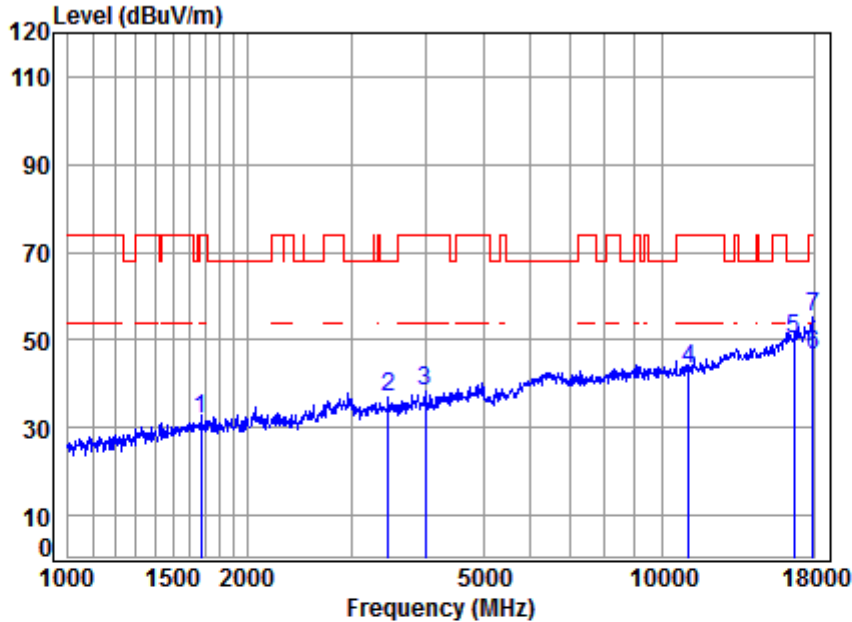
4.3.2.1.58 11N40\_MIMO\_102\_Horizontal



Site : chamber  
 Condition: 3m HORIZONTAL  
 Job No : 10002  
 Mode : 5510 TX RSE  
 Note : 5G WIFI 11N40

	Cable	Ant	Preamp	Read	Limit	Over		
Freq	Loss	Factor	Factor	Level	Level	Line	Limit	Remark
MHz	dB	dB/m	dB	dBuV	dBuV/m	dBuV/m	dB	
1	5.32	26.36	40.79	40.33	31.22	74.00	-42.78	peak
2	6.35	31.51	41.96	41.00	36.90	68.20	-31.30	peak
3	7.10	32.88	42.87	40.57	37.68	74.00	-36.32	peak
4	11.65	37.80	38.28	33.30	44.47	74.00	-29.53	peak
5	14.63	42.22	40.43	34.31	50.73	68.20	-17.47	peak
6	16.08	43.44	40.21	28.25	47.56	54.00	-6.44	Average
7	16.08	43.44	40.21	36.80	56.11	74.00	-17.89	peak

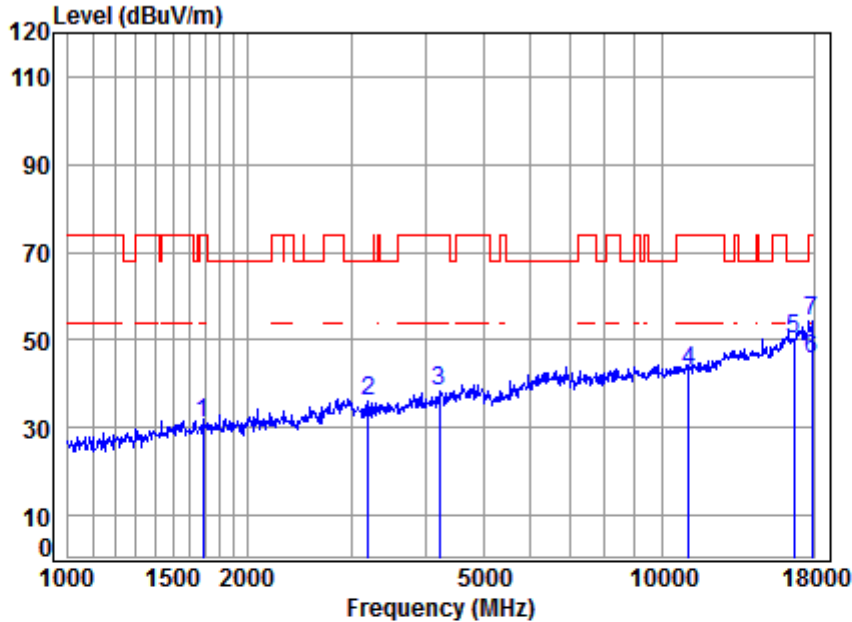
**4.3.2.1.59 11N40\_MIMO\_110\_Peak\_Vertical**



Site : chamber  
 Condition: 3m VERTICAL  
 Job No : 10002  
 Mode : 5550 TX RSE  
 Note : 5G WIFI 11N40

	Cable	Ant	Preamp	Read	Limit	Over		
Freq	Loss	Factor	Factor	Level	Level	Line	Limit	Remark
MHz	dB	dB/m	dB	dBuV	dBuV/m	dBuV/m	dB	
1	1672.779	5.26	26.56	40.82	40.79	31.79	74.00	-42.21 peak
2	3455.508	6.42	31.63	42.06	40.89	36.88	68.20	-31.32 peak
3	3992.781	6.97	32.69	42.74	41.29	38.21	74.00	-35.79 peak
4	11100.000	11.73	37.82	38.32	32.16	43.39	74.00	-30.61 peak
5	16650.000	15.17	42.32	40.41	33.03	50.11	68.20	-18.09 peak
6	17948.050	16.08	43.44	40.21	27.40	46.71	54.00	-7.29 Average
7	17948.050	16.08	43.44	40.21	35.76	55.07	74.00	-18.93 peak

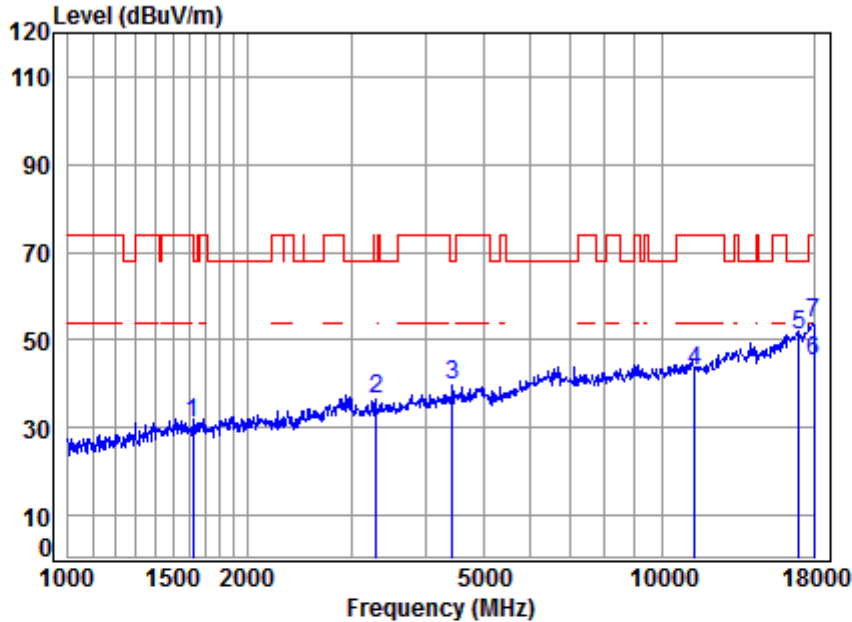
4.3.2.1.60 11N40\_MIMO\_110\_Horizontal



Site : chamber  
 Condition: 3m HORIZONTAL  
 Job No : 10002  
 Mode : 5550 TX RSE  
 Note : 5G WIFI 11N40

	Freq	Cable Loss	Ant Factor	Preamp Factor	Read Level	Limit Level	Limit Line	Over Limit	Remark
	MHz	dB	dB/m	dB	dBuV	dBuV/m	dBuV/m	dB	
1	1687.347	5.24	26.62	40.82	39.90	30.94	74.00	-43.06	peak
2	3205.345	6.19	31.24	41.71	40.19	35.91	68.20	-32.29	peak
3	4218.186	7.24	33.11	43.00	40.85	38.20	74.00	-35.80	peak
4	11100.000	11.73	37.82	38.32	31.78	43.01	74.00	-30.99	peak
5	16650.000	15.17	42.32	40.41	32.99	50.07	68.20	-18.13	peak
6	17896.250	16.02	43.38	40.22	26.37	45.55	54.00	-8.45	Average
7	17896.250	16.02	43.38	40.22	35.11	54.29	74.00	-19.71	peak

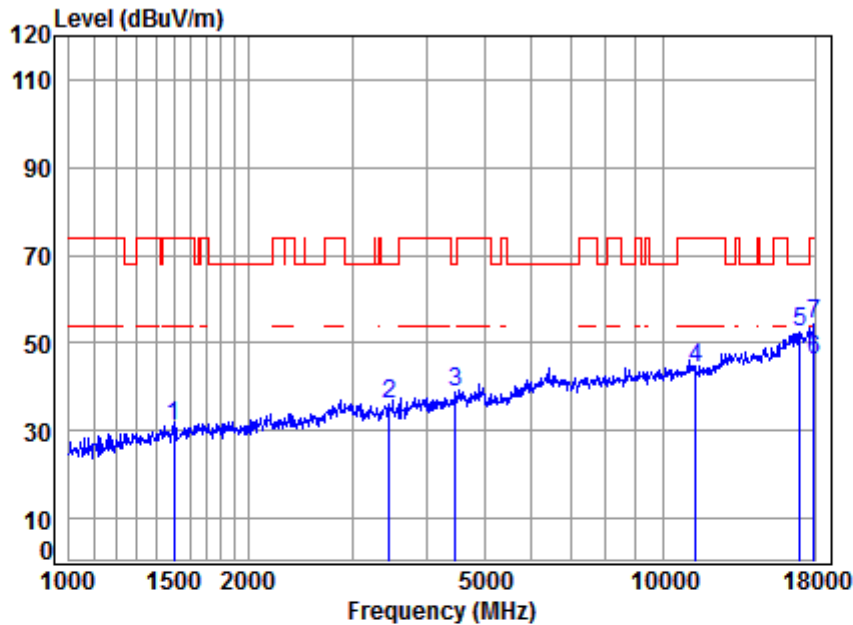
4.3.2.1.61 11N40\_MIMO\_134\_Peak\_Vertical



Site : chamber  
Condition: 3m VERTICAL  
Job No : 10002  
Mode : 5670 TX RSE  
Note : 5G WIFI 11N40

	Cable	Ant	Preamp	Read	Limit	Over		
Freq	Loss	Factor	Factor	Level	Level	Line	Limit	Remark
MHz	dB	dB/m	dB	dBuV	dBuV/m	dBuV/m	dB	
1	5.32	26.34	40.78	40.27	31.15	74.00	-42.85	peak
2	6.28	31.39	41.85	40.62	36.44	68.20	-31.76	peak
3	7.48	33.48	43.23	41.99	39.72	68.20	-28.48	peak
4	11.98	37.87	38.42	31.34	42.77	74.00	-31.23	peak
5	16.69	42.61	40.36	32.27	51.21	68.20	-16.99	peak
6	16.13	43.50	40.20	25.92	45.35	54.00	-8.65	Average
7	16.13	43.50	40.20	34.41	53.84	74.00	-20.16	peak

4.3.2.1.62 11N40\_MIMO\_134\_Horizontal

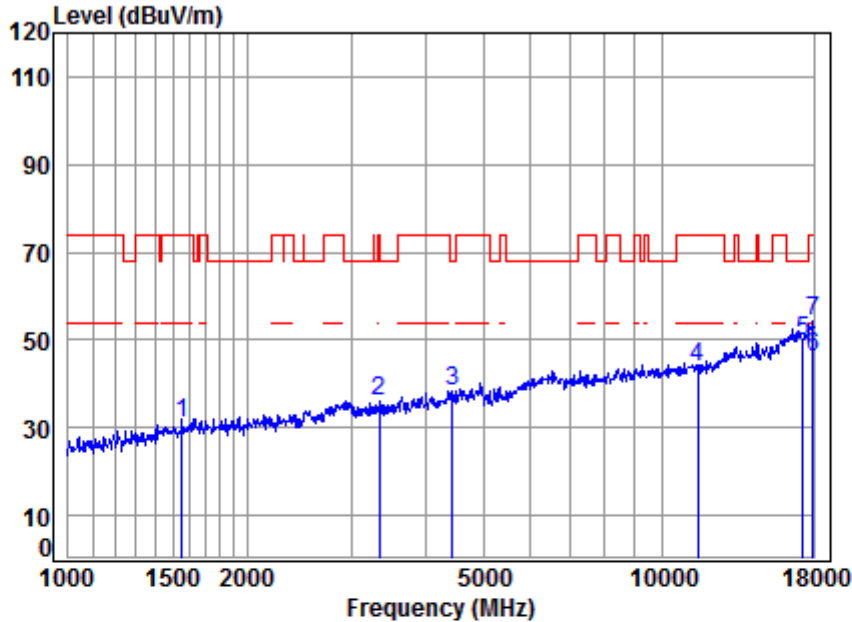


Site : chamber  
 Condition: 3m HORIZONTAL  
 Job No : 10002  
 Mode : 5670 TX RSE  
 Note : 5G WIFI 11N40

	Cable	Ant	Preamp	Read	Limit	Over		
Freq	Loss	Factor	Factor	Level	Level	Line	Limit	Remark
MHz	dB	dB/m	dB	dBuV	dBuV/m	dBuV/m	dB	
1	1498.781	5.48	25.80	40.71	40.36	30.93	74.00	-43.07 peak
2	3455.508	6.42	31.63	42.06	40.22	36.21	68.20	-31.99 peak
3	4469.214	7.53	33.55	43.27	40.98	38.79	68.20	-29.41 peak
4	11340.000	11.98	37.87	38.42	32.72	44.15	74.00	-29.85 peak
5	17010.000	16.69	42.61	40.36	33.36	52.30	68.20	-15.90 peak
6	17948.050	16.08	43.44	40.21	26.74	46.05	54.00	-7.95 Average
7	17948.050	16.08	43.44	40.21	34.88	54.19	74.00	-19.81 peak



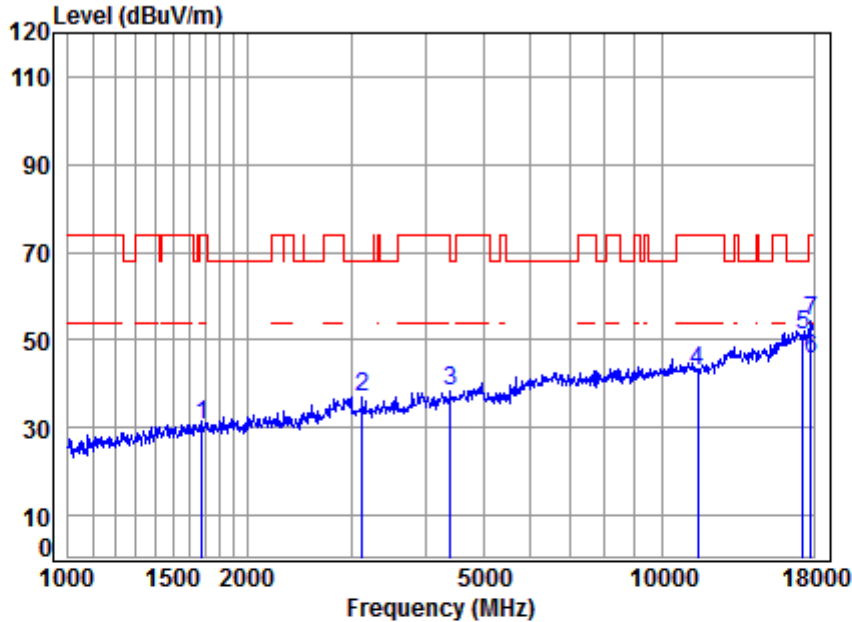
4.3.2.1.63 11N40\_MIMO\_151\_Peak\_Vertical



Site : chamber  
Condition: 3m VERTICAL  
Job No : 10002  
Mode : 5755 TX RSE  
Note : 5G WIFI 11N40

	Cable	Ant	Preamp	Read	Limit	Over		
Freq	Loss	Factor	Factor	Level	Level	Line	Limit	Remark
MHz	dB	dB/m	dB	dBuV	dBuV/m	dBuV/m	dB	
1	1556.169	5.41	26.06	40.74	40.10	30.83	74.00	-43.17 peak
2	3337.710	6.31	31.45	41.90	40.41	36.27	74.00	-37.73 peak
3	4430.628	7.48	33.48	43.23	40.49	38.22	68.20	-29.98 peak
4	11510.000	12.14	37.90	38.49	32.15	43.70	74.00	-30.30 peak
5	17265.000	16.12	42.76	40.31	31.18	49.75	68.20	-18.45 peak
6	17948.050	16.08	43.44	40.21	26.80	46.11	54.00	-7.89 Average
7	17948.050	16.08	43.44	40.21	35.14	54.45	74.00	-19.55 peak

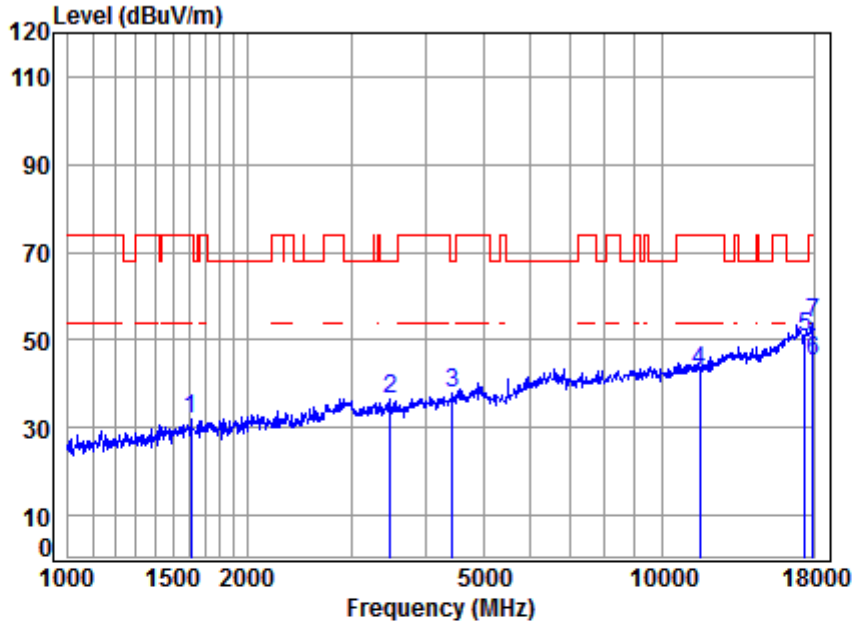
4.3.2.1.64 11N40\_MIMO\_151\_Horizontal



Site : chamber  
Condition: 3m HORIZONTAL  
Job No : 10002  
Mode : 5755 TX RSE  
Note : 5G WIFI 11N40

	Cable	Ant	Preamp	Read	Limit	Over		
Freq	Loss	Factor	Factor	Level	Level	Line	Limit	Remark
MHz	dB	dB/m	dB	dBuV	dBuV/m	dBuV/m	dB	
1	5.25	26.58	40.82	39.60	30.61	74.00	-43.39	peak
2	6.11	31.11	41.59	41.39	37.02	68.20	-31.18	peak
3	7.46	33.44	43.20	40.55	38.25	68.20	-29.95	peak
4	12.14	37.90	38.49	31.36	42.91	74.00	-31.09	peak
5	16.12	42.76	40.31	32.53	51.10	68.20	-17.10	peak
6	15.91	43.25	40.23	26.85	45.78	54.00	-8.22	Average
7	15.91	43.25	40.23	35.32	54.25	74.00	-19.75	peak

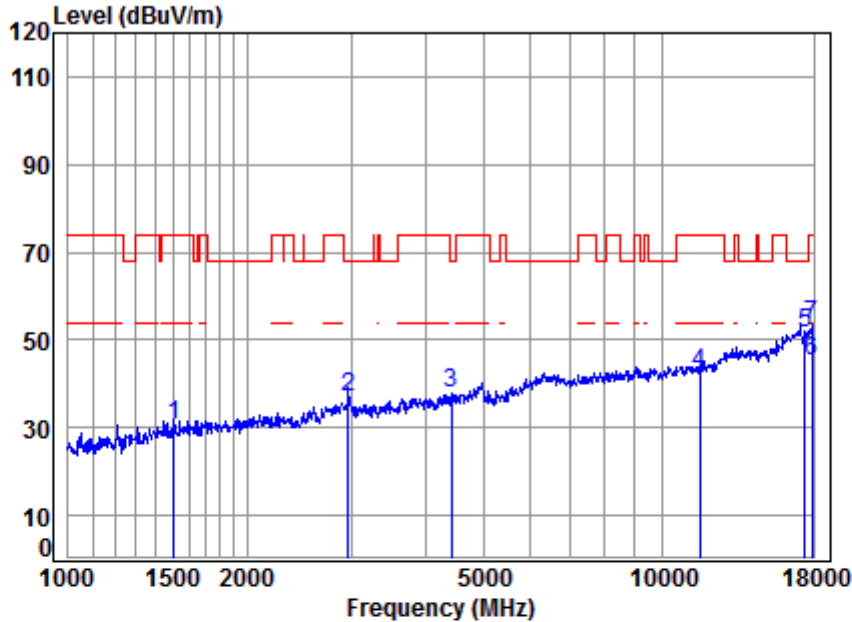
4.3.2.1.65 11N40\_MIMO\_159\_Peak\_Vertical



Site : chamber  
 Condition: 3m VERTICAL  
 Job No : 10002  
 Mode : 5795 TX RSE  
 Note : 5G WIFI 11N40

	Cable	Ant	Preamp	Read	Limit	Over		
Freq	Loss	Factor	Factor	Level	Level	Line	Limit	Remark
MHz	dB	dB/m	dB	dBuV	dBuV/m	dBuV/m	dB	
1	5.34	26.30	40.78	41.12	31.98	74.00	-42.02	peak
2	6.45	31.68	42.10	40.67	36.70	68.20	-31.50	peak
3	7.48	33.48	43.23	40.07	37.80	68.20	-30.40	peak
4	12.17	37.86	38.53	31.61	43.11	74.00	-30.89	peak
5	15.85	42.83	40.30	32.39	50.77	68.20	-17.43	peak
6	16.08	43.44	40.21	25.87	45.18	54.00	-8.82	Average
7	16.08	43.44	40.21	34.45	53.76	74.00	-20.24	peak

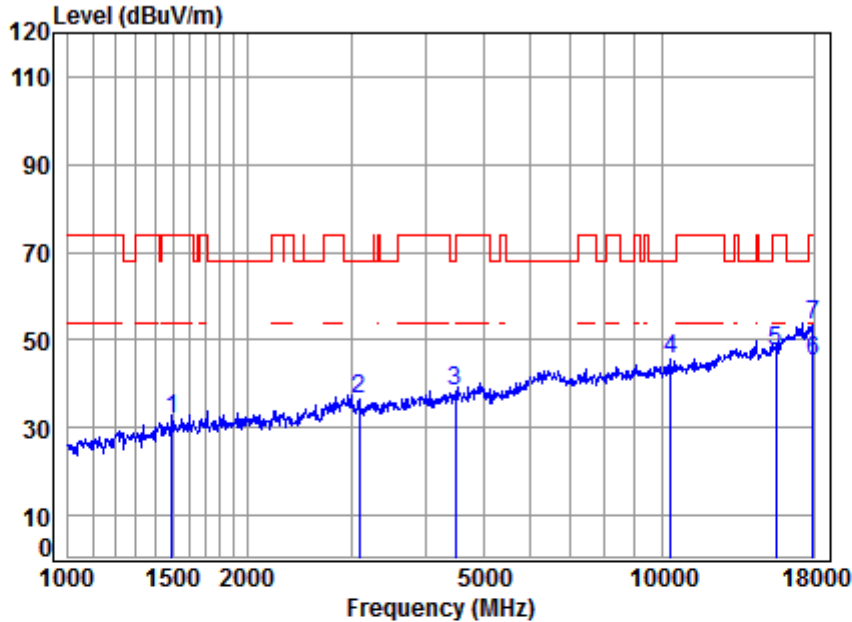
4.3.2.1.66 11N40\_MIMO\_159\_Horizontal



Site : chamber  
 Condition: 3m HORIZONTAL  
 Job No : 10002  
 Mode : 5795 TX RSE  
 Note : 5G WIFI 11N40

	Cable	Ant	Preamp	Read	Limit	Over		
Freq	Loss	Factor	Factor	Level	Level	Line	Limit	Remark
MHz	dB	dB/m	dB	dBuV	dBuV/m	dBuV/m	dB	
1	1507.470	5.47	25.83	40.71	40.20	30.79	74.00	-43.21 peak
2	2964.712	5.96	30.76	41.39	41.76	37.09	68.20	-31.11 peak
3	4417.841	7.47	33.46	43.22	40.28	37.99	68.20	-30.21 peak
4	11590.000	12.17	37.86	38.53	30.87	42.37	74.00	-31.63 peak
5	17385.000	15.85	42.83	40.30	33.03	51.41	68.20	-16.79 peak
6	17896.250	16.02	43.38	40.22	26.13	45.31	54.00	-8.69 Average
7	17896.250	16.02	43.38	40.22	34.39	53.57	74.00	-20.43 peak

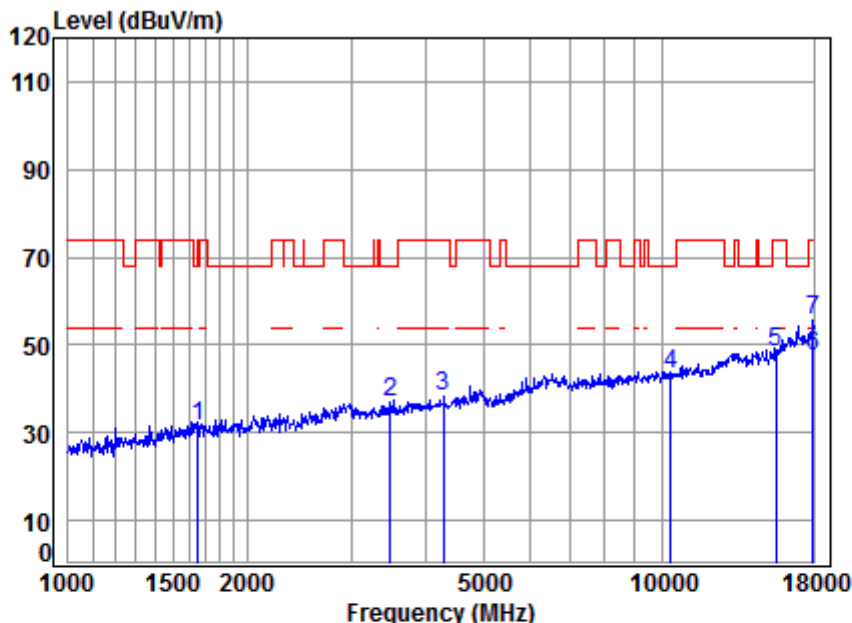
4.3.2.1.67 11AC20\_MIMO\_36\_Vertical



Site : chamber  
Condition: 3m VERTICAL  
Job No : 10002  
Mode : 5180 TX RSE  
Note : 5G WIFI 11AC20

	Cable	Ant	Preamp	Read	Limit	Over		
Freq	Loss	Factor	Factor	Level	Level	Line	Limit	Remark
MHz	dB	dB/m	dB	dBuV	dBuV/m	dBuV/m	dB	
1	1494.455	5.46	25.78	40.70	41.45	31.99	74.00	-42.01 peak
2	3087.140	6.07	31.05	41.53	40.84	36.43	68.20	-31.77 peak
3	4495.125	7.55	33.59	43.30	40.46	38.30	68.20	-29.90 peak
4	10360.000	11.19	37.76	37.97	34.86	45.84	68.20	-22.36 peak
5	15540.000	14.30	40.72	40.60	33.04	47.46	74.00	-26.54 peak
6	17948.050	16.08	43.44	40.21	25.95	45.26	54.00	-8.74 Average
7	17948.050	16.08	43.44	40.21	34.29	53.60	74.00	-20.40 peak

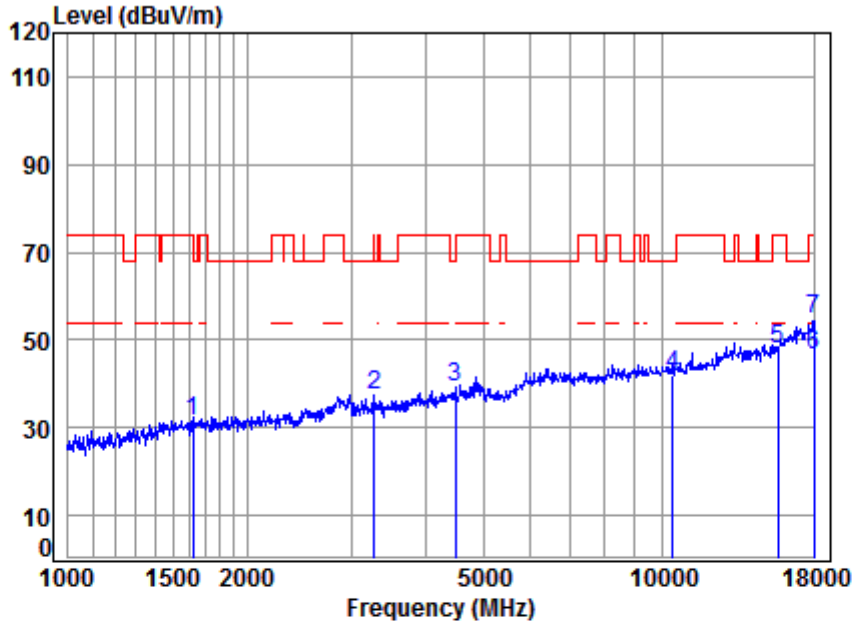
4.3.2.1.68 11AC20\_MIMO\_36\_Horizontal



Site : chamber  
 Condition: 3m HORIZONTAL  
 Job No : 10002  
 Mode : 5180 TX RSE  
 Note : 5G WIFI 11AC20

	Cable	Ant	Preamp	Read	Limit	Over		
Freq	Loss	Factor	Factor	Level	Level	Line	Limit	Remark
MHz	dB	dB/m	dB	dBuV	dBuV/m	dBuV/m	dB	
1	1653.550	5.28	26.48	40.80	40.58	31.54	68.20	-36.66 peak
2	3485.601	6.45	31.68	42.10	40.73	36.76	68.20	-31.44 peak
3	4291.977	7.33	33.24	43.08	40.67	38.16	74.00	-35.84 peak
4	10360.000	11.19	37.76	37.97	32.41	43.39	68.20	-24.81 peak
5	15540.000	14.30	40.72	40.60	34.05	48.47	74.00	-25.53 peak
6	17948.050	16.08	43.44	40.21	28.00	47.31	54.00	-6.69 Average
7	17948.050	16.08	43.44	40.21	36.15	55.46	74.00	-18.54 peak

4.3.2.1.69 11AC20\_MIMO\_44\_Vertical

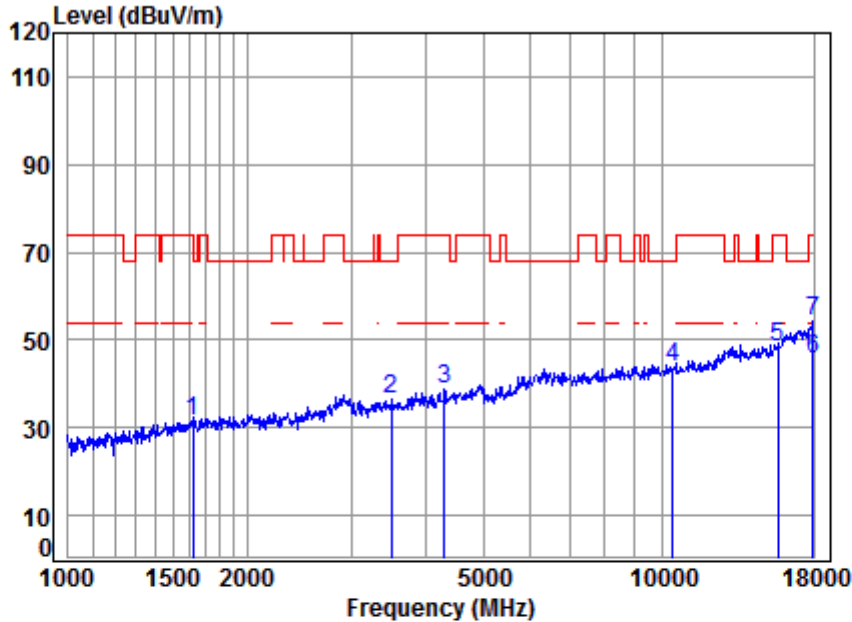


Site : chamber  
 Condition: 3m VERTICAL  
 Job No : 10002  
 Mode : 5220 TX RSE  
 Note : 5G WIFI 11AC20

	Cable	Ant	Preamp	Read	Limit	Over		
Freq	Loss	Factor	Factor	Level	Level	Line	Limit	Remark
MHz	dB	dB/m	dB	dBuV	dBuV/m	dBuV/m	dB	
1	5.32	26.34	40.78	40.42	31.30	74.00	-42.70	peak
2	6.26	31.36	41.82	41.64	37.44	68.20	-30.76	peak
3	7.54	33.57	43.29	41.27	39.09	68.20	-29.11	peak
4	11.25	37.72	38.01	31.20	42.16	68.20	-26.04	peak
5	14.48	40.80	40.58	33.18	47.88	74.00	-26.12	peak
6	16.13	43.50	40.20	27.18	46.61	54.00	-7.39	Average
7	16.13	43.50	40.20	35.37	54.80	74.00	-19.20	peak



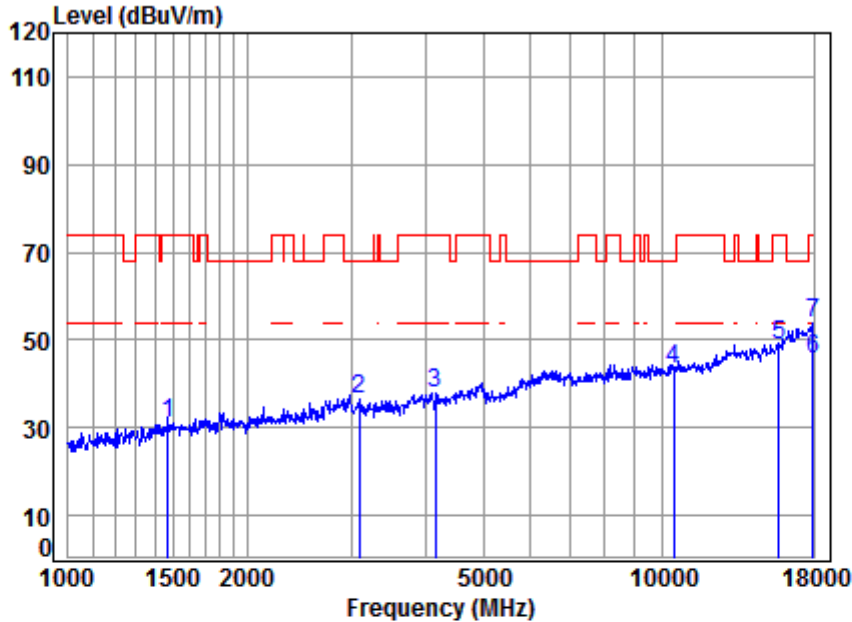
4.3.2.1.70 11AC20\_MIMO\_44\_Horizontal



Site : chamber  
Condition: 3m HORIZONTAL  
Job No : 10002  
Mode : 5220 TX RSE  
Note : 5G WIFI 11AC20

	Cable	Ant	Preamp	Read	Limit	Over		
Freq	Loss	Factor	Factor	Level	Level	Line	Limit	Remark
MHz	dB	dB/m	dB	dBuV	dBuV/m	dBuV/m	dB	
1	5.32	26.34	40.78	40.54	31.42	74.00	-42.58	peak
2	6.46	31.69	42.12	40.55	36.58	68.20	-31.62	peak
3	7.34	33.26	43.10	41.24	38.74	74.00	-35.26	peak
4	11.25	37.72	38.01	32.62	43.58	68.20	-24.62	peak
5	14.48	40.80	40.58	33.50	48.20	74.00	-25.80	peak
6	16.08	43.44	40.21	26.33	45.64	54.00	-8.36	Average
7	16.08	43.44	40.21	34.79	54.10	74.00	-19.90	peak

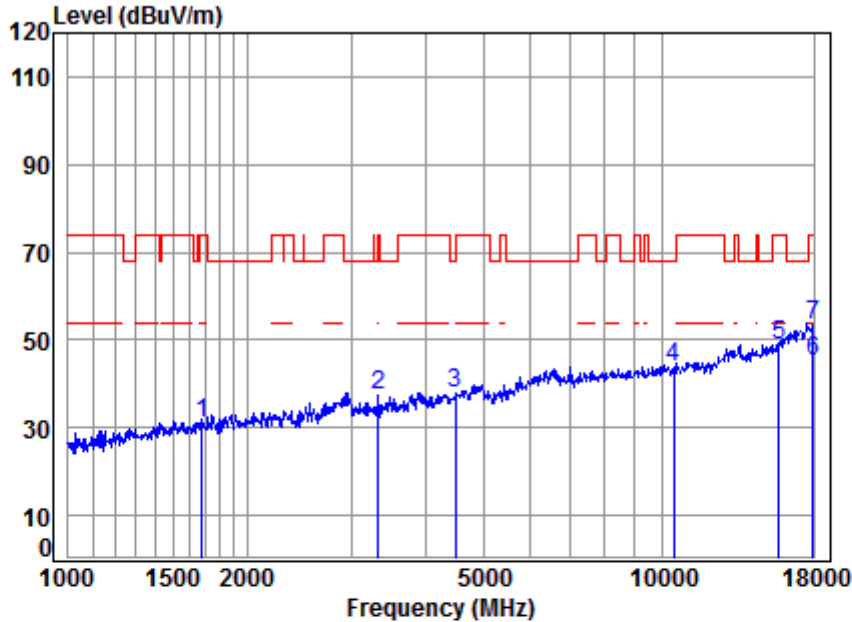
4.3.2.1.71 11AC20\_MIMO\_48\_Vertical



Site : chamber  
Condition: 3m VERTICAL  
Job No : 10002  
Mode : 5240 TX RSE  
Note : 5G WIFI 11AC20

	Cable	Ant	Preamp	Read	Limit	Over		
Freq	Loss	Factor	Factor	Level	Level	Line	Limit	Remark
MHz	dB	dB/m	dB	dBuV	dBuV/m	dBuV/m	dB	
1	1473.013	5.39	25.70	40.69	40.83	31.23	74.00	-42.77 peak
2	3096.075	6.08	31.06	41.55	41.01	36.60	68.20	-31.60 peak
3	4145.664	7.16	32.97	42.92	40.51	37.72	74.00	-36.28 peak
4	10480.000	11.28	37.71	38.03	32.60	43.56	68.20	-24.64 peak
5	15720.000	14.57	40.83	40.57	33.85	48.68	74.00	-25.32 peak
6	17948.050	16.08	43.44	40.21	26.11	45.42	54.00	-8.58 Average
7	17948.050	16.08	43.44	40.21	34.55	53.86	74.00	-20.14 peak

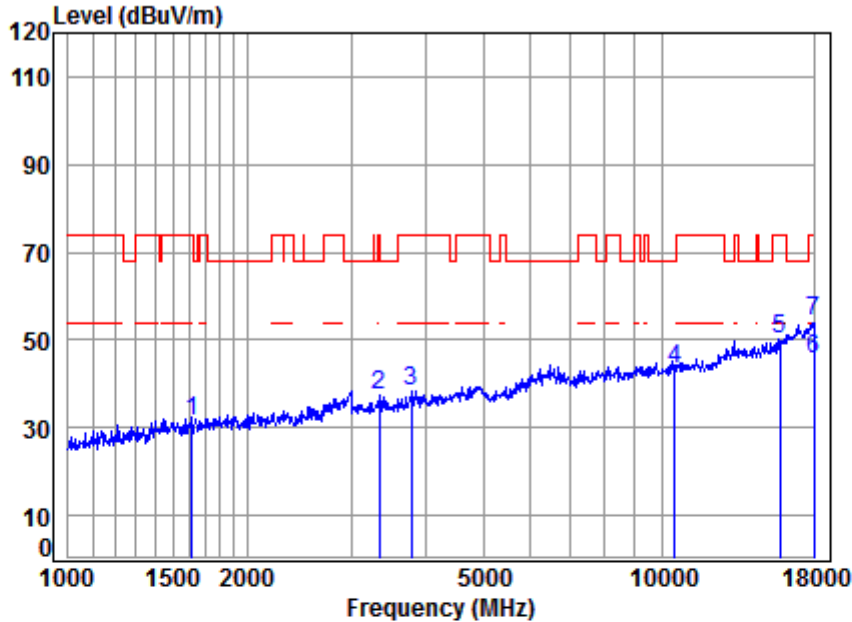
4.3.2.1.72 11AC20\_MIMO\_48\_Horizontal



Site : chamber  
 Condition: 3m HORIZONTAL  
 Job No : 10002  
 Mode : 5240 TX RSE  
 Note : 5G WIFI 11AC20

	Cable	Ant	Preamp	Read	Limit	Over		
Freq	Loss	Factor	Factor	Level	Level	Line	Limit	Remark
MHz	dB	dB/m	dB	dBuV	dBuV/m	dBuV/m	dB	
1	5.25	26.60	40.82	40.13	31.16	74.00	-42.84	peak
2	6.30	31.44	41.89	41.44	37.29	68.20	-30.91	peak
3	7.54	33.57	43.29	40.26	38.08	68.20	-30.12	peak
4	11.28	37.71	38.03	32.81	43.77	68.20	-24.43	peak
5	14.57	40.83	40.57	33.80	48.63	74.00	-25.37	peak
6	16.08	43.44	40.21	25.76	45.07	54.00	-8.93	Average
7	16.08	43.44	40.21	34.13	53.44	74.00	-20.56	peak

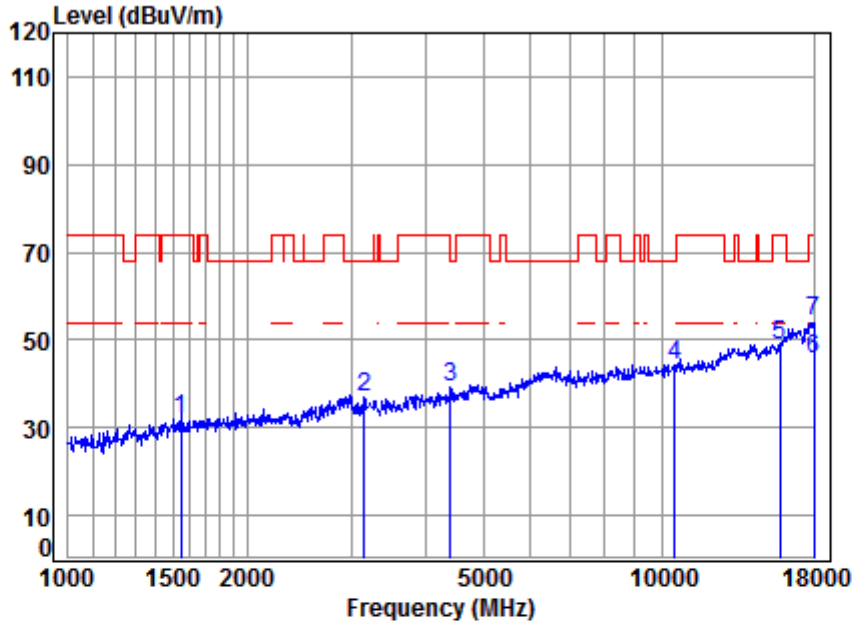
4.3.2.1.73 11AC20\_MIMO\_52\_Vertical



Site : chamber  
 Condition: 3m VERTICAL  
 Job No : 10002  
 Mode : 5260 TX RSE  
 Note : 5G WIFI 11AC20

	Cable	Ant	Preamp	Read	Limit	Over		
Freq	Loss	Factor	Factor	Level	Level	Line	Limit	Remark
MHz	dB	dB/m	dB	dBuV	dBuV/m	dBuV/m	dB	
1	5.33	26.32	40.78	40.68	31.55	74.00	-42.45	peak
2	6.31	31.45	41.90	41.50	37.36	74.00	-36.64	peak
3	6.77	32.30	42.50	41.89	38.46	74.00	-35.54	peak
4	11.30	37.70	38.05	32.41	43.36	68.20	-24.84	peak
5	14.66	40.87	40.56	35.18	50.15	74.00	-23.85	peak
6	16.13	43.50	40.20	26.18	45.61	54.00	-8.39	Average
7	16.13	43.50	40.20	34.66	54.09	74.00	-19.91	peak

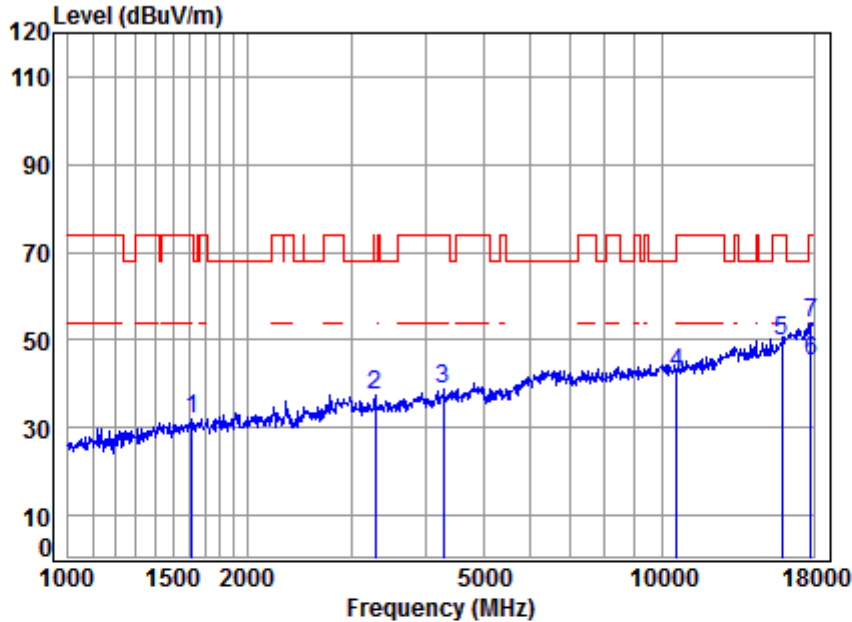
4.3.2.1.74 11AC20\_MIMO\_52\_Horizontal



Site : chamber  
 Condition: 3m HORIZONTAL  
 Job No : 10002  
 Mode : 5260 TX RSE  
 Note : 5G WIFI 11AC20

	Cable	Ant	Preamp	Read	Limit	Over		
Freq	Loss	Factor	Factor	Level	Level	Line	Limit	Remark
MHz	dB	dB/m	dB	dBuV	dBuV/m	dBuV/m	dB	
1	1547.199	5.42	26.02	40.74	41.39	32.09	74.00	-41.91 peak
2	3150.237	6.13	31.15	41.63	41.34	36.99	68.20	-31.21 peak
3	4405.090	7.46	33.44	43.20	41.32	39.02	68.20	-29.18 peak
4	10520.000	11.30	37.70	38.05	33.31	44.26	68.20	-23.94 peak
5	15780.000	14.66	40.87	40.56	33.68	48.65	74.00	-25.35 peak
6	18000.000	16.13	43.50	40.20	26.39	45.82	54.00	-8.18 Average
7	18000.000	16.13	43.50	40.20	34.68	54.11	74.00	-19.89 peak

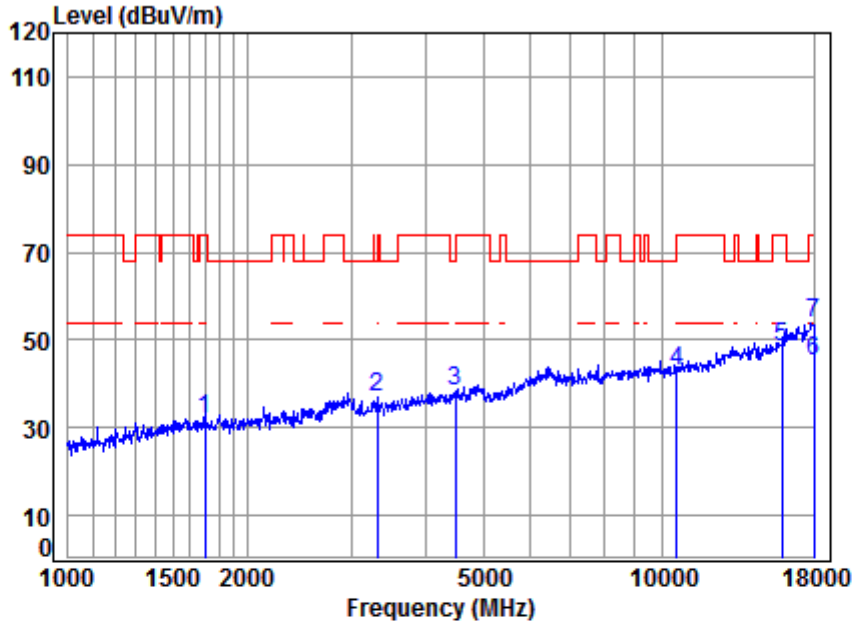
4.3.2.1.75 11AC20\_MIMO\_60\_Vertical



Site : chamber  
 Condition: 3m VERTICAL  
 Job No : 10002  
 Mode : 5300 TX RSE  
 Note : 5G WIFI 11AC20

	Cable	Ant	Preamp	Read	Limit	Over		
Freq	Loss	Factor	Factor	Level	Level	Line	Limit	Remark
MHz	dB	dB/m	dB	dBuV	dBuV/m	dBuV/m	dB	
1	5.33	26.32	40.78	41.01	31.88	74.00	-42.12	peak
2	6.27	31.38	41.83	41.56	37.38	68.20	-30.82	peak
3	7.33	33.24	43.08	41.23	38.72	74.00	-35.28	peak
4	11.36	37.72	38.09	31.58	42.57	68.20	-25.63	peak
5	14.84	40.94	40.54	34.66	49.90	74.00	-24.10	peak
6	15.97	43.32	40.22	26.19	45.26	54.00	-8.74	Average
7	15.97	43.32	40.22	34.81	53.88	74.00	-20.12	peak

4.3.2.1.76 11AC20\_MIMO\_60\_Horizontal

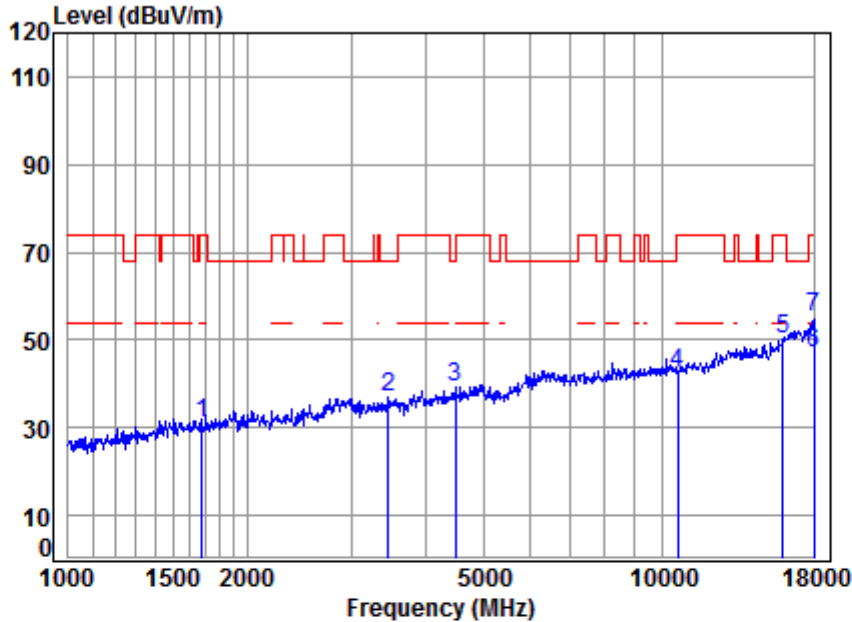


Site : chamber  
 Condition: 3m HORIZONTAL  
 Job No : 10002  
 Mode : 5300 TX RSE  
 Note : 5G WIFI 11AC20

	Cable	Ant	Preamp	Read	Limit	Over		
Freq	Loss	Factor	Factor	Level	Level	Line	Limit	Remark
MHz	dB	dB/m	dB	dBuV	dBuV/m	dBuV/m	dB	
1	1697.129	5.23	26.66	40.83	41.04	32.10	74.00	-41.90 peak
2	3318.471	6.29	31.42	41.87	41.11	36.95	68.20	-31.25 peak
3	4495.125	7.55	33.59	43.30	40.41	38.25	68.20	-29.95 peak
4	10600.000	11.36	37.72	38.09	32.03	43.02	68.20	-25.18 peak
5	15900.000	14.84	40.94	40.54	33.23	48.47	74.00	-25.53 peak
6	18000.000	16.13	43.50	40.20	25.91	45.34	54.00	-8.66 Average
7	18000.000	16.13	43.50	40.20	34.44	53.87	74.00	-20.13 peak



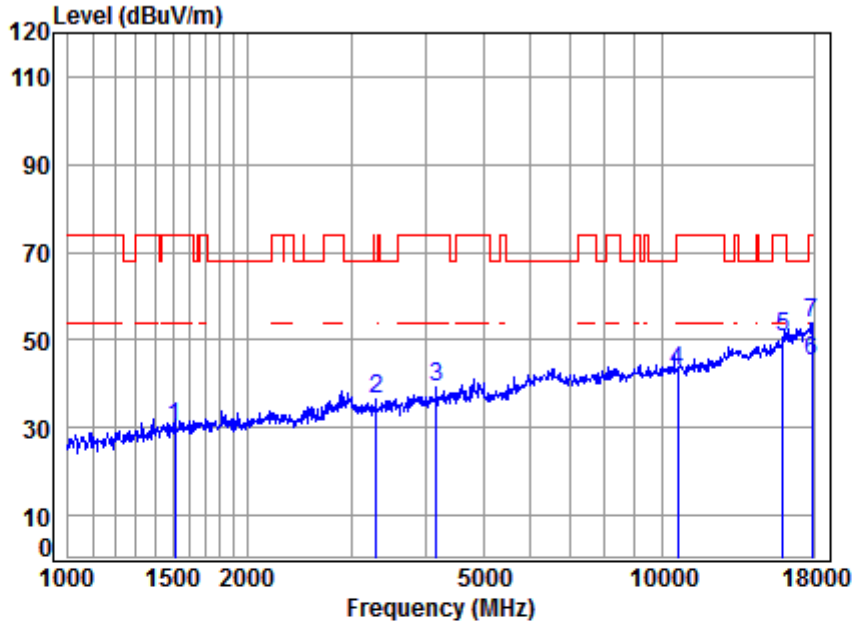
4.3.2.1.77 11AC20\_MIMO\_64\_Vertical



Site : chamber  
 Condition: 3m VERTICAL  
 Job No : 10002  
 Mode : 5320 TX RSE  
 Note : 5G WIFI 11AC20

	Cable	Ant	Preamp	Read	Limit	Over		
Freq	Loss	Factor	Factor	Level	Level	Line	Limit	Remark
MHz	dB	dB/m	dB	dBuV	dBuV/m	dBuV/m	dB	
1	1677.621	5.25	26.58	40.82	39.87	30.88	74.00	-43.12 peak
2	3465.510	6.43	31.65	42.08	40.90	36.90	68.20	-31.30 peak
3	4482.150	7.54	33.57	43.29	41.60	39.42	68.20	-28.78 peak
4	10640.000	11.39	37.73	38.11	31.59	42.60	74.00	-31.40 peak
5	15960.000	14.93	40.98	40.53	34.79	50.17	74.00	-23.83 peak
6	18000.000	16.13	43.50	40.20	27.71	47.14	54.00	-6.86 Average
7	18000.000	16.13	43.50	40.20	36.00	55.43	74.00	-18.57 peak

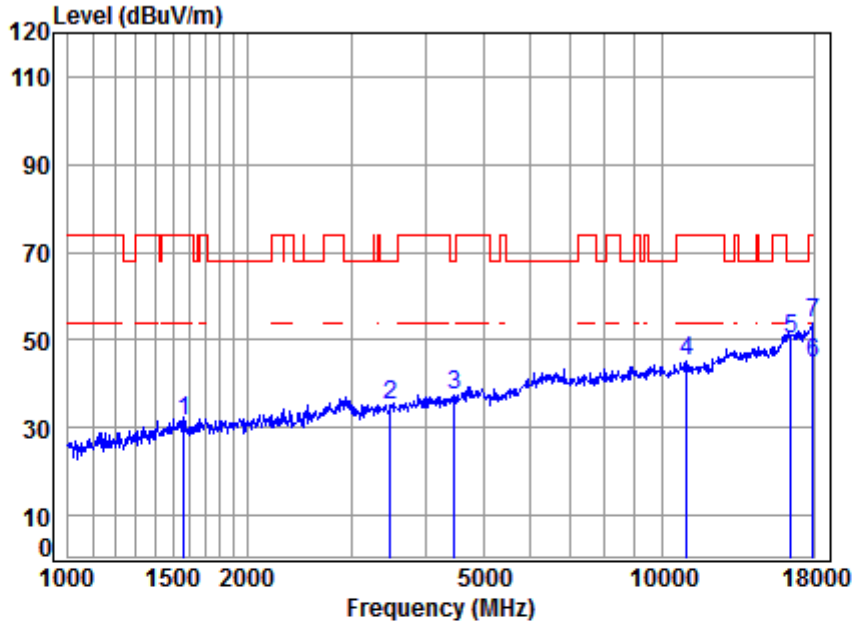
4.3.2.1.78 11AC20\_MIMO\_64\_Horizontal



Site : chamber  
 Condition: 3m HORIZONTAL  
 Job No : 10002  
 Mode : 5320 TX RSE  
 Note : 5G WIFI 11AC20

	Cable	Ant	Preamp	Read	Limit	Over		
Freq	Loss	Factor	Factor	Level	Level	Line	Limit	Remark
MHz	dB	dB/m	dB	dBuV	dBuV/m	dBuV/m	dB	
1	1511.833	5.46	25.85	40.71	39.50	30.10	74.00	-43.90 peak
2	3299.344	6.28	31.39	41.85	40.53	36.35	68.20	-31.85 peak
3	4169.698	7.18	33.02	42.95	41.83	39.08	74.00	-34.92 peak
4	10640.000	11.39	37.73	38.11	32.07	43.08	74.00	-30.92 peak
5	15960.000	14.93	40.98	40.53	35.36	50.74	74.00	-23.26 peak
6	17896.250	16.02	43.38	40.22	26.06	45.24	54.00	-8.76 Average
7	17896.250	16.02	43.38	40.22	34.77	53.95	74.00	-20.05 peak

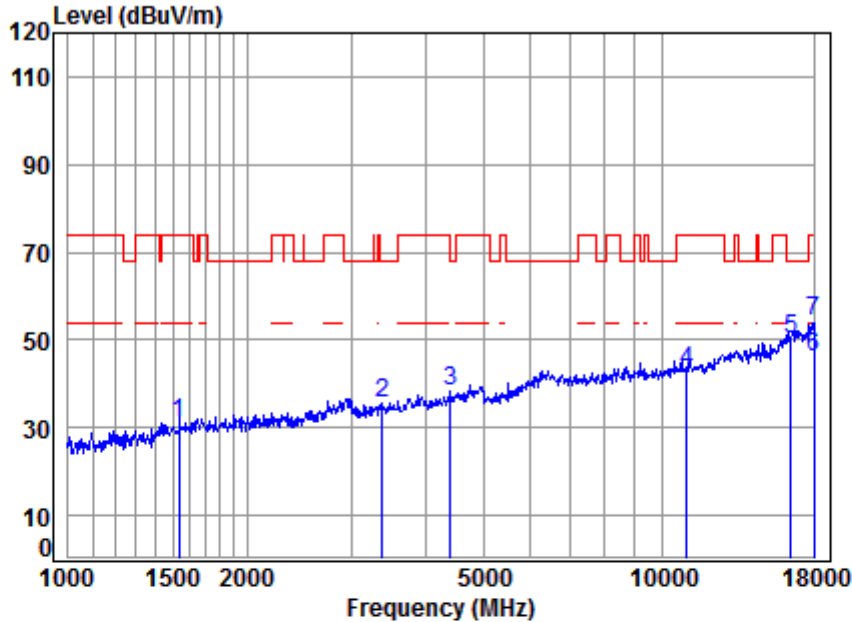
4.3.2.1.79 11AC20\_MIMO\_100\_Vertical



Site : chamber  
Condition: 3m VERTICAL  
Job No : 10002  
Mode : 5500 TX RSE  
Note : 5G WIFI 11AC20

	Cable	Ant	Preamp	Read	Limit	Over		
Freq	Loss	Factor	Factor	Level	Level	Line	Limit	Remark
MHz	dB	dB/m	dB	dBuV	dBuV/m	dBuV/m	dB	
1	5.39	26.10	40.75	40.65	31.39	74.00	-42.61	peak
2	6.45	31.68	42.10	39.30	35.33	68.20	-32.87	peak
3	7.53	33.55	43.27	39.64	37.45	68.20	-30.75	peak
4	11.63	37.80	38.27	34.15	45.31	74.00	-28.69	peak
5	14.50	42.20	40.44	33.86	50.12	68.20	-18.08	peak
6	16.08	43.44	40.21	25.56	44.87	54.00	-9.13	Average
7	16.08	43.44	40.21	34.37	53.68	74.00	-20.32	peak

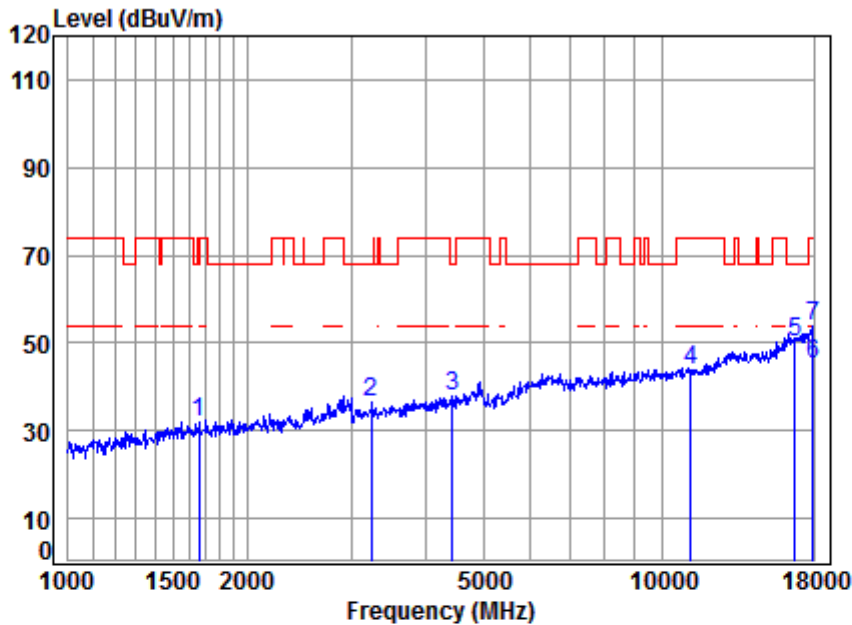
4.3.2.1.80 11AC20\_MIMO\_100\_Horizontal



Site : chamber  
Condition: 3m HORIZONTAL  
Job No : 10002  
Mode : 5500 TX RSE  
Note : 5G WIFI 11AC20

	Cable	Ant	Preamp	Read	Limit	Over		
Freq	Loss	Factor	Factor	Level	Level	Line	Limit	Remark
MHz	dB	dB/m	dB	dBuV	dBuV/m	dBuV/m	dB	
1	1538.281	5.43	25.98	40.73	40.54	31.22	74.00	-42.78 peak
2	3376.523	6.35	31.51	41.96	39.89	35.79	68.20	-32.41 peak
3	4405.090	7.46	33.44	43.20	40.53	38.23	68.20	-29.97 peak
4	11000.000	11.63	37.80	38.27	31.78	42.94	74.00	-31.06 peak
5	16500.000	14.50	42.20	40.44	33.98	50.24	68.20	-17.96 peak
6	18000.000	16.13	43.50	40.20	26.57	46.00	54.00	-8.00 Average
7	18000.000	16.13	43.50	40.20	34.89	54.32	74.00	-19.68 peak

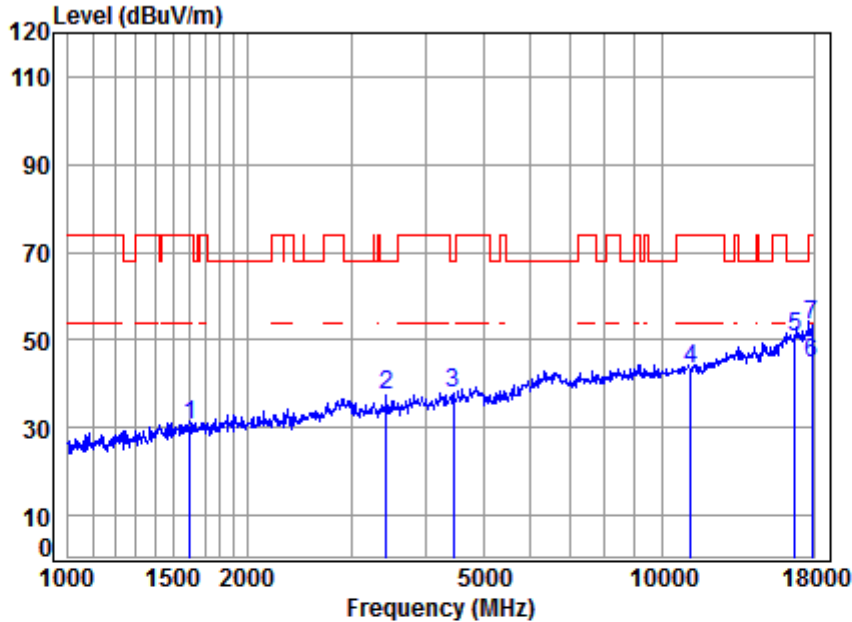
4.3.2.1.81 11AC20\_MIMO\_116\_Vertical



Site : chamber  
 Condition: 3m VERTICAL  
 Job No : 10002  
 Mode : 5580 TX RSE  
 Note : 5G WIFI 11AC20

	Cable	Ant	Preamp	Read	Limit	Over		
Freq	Loss	Factor	Factor	Level	Level	Line	Limit	Remark
MHz	dB	dB/m	dB	dBuV	dBuV/m	dBuV/m	dB	
1	1663.137	5.27	26.52	40.81	41.01	31.99	74.00	-42.01 peak
2	3242.619	6.22	31.30	41.77	40.79	36.54	68.20	-31.66 peak
3	4443.453	7.50	33.50	43.25	40.16	37.91	68.20	-30.29 peak
4	11160.000	11.80	37.83	38.34	32.66	43.95	74.00	-30.05 peak
5	16740.000	15.57	42.39	40.40	32.79	50.35	68.20	-17.85 peak
6	17948.050	16.08	43.44	40.21	25.73	45.04	54.00	-8.96 Average
7	17948.050	16.08	43.44	40.21	34.39	53.70	74.00	-20.30 peak

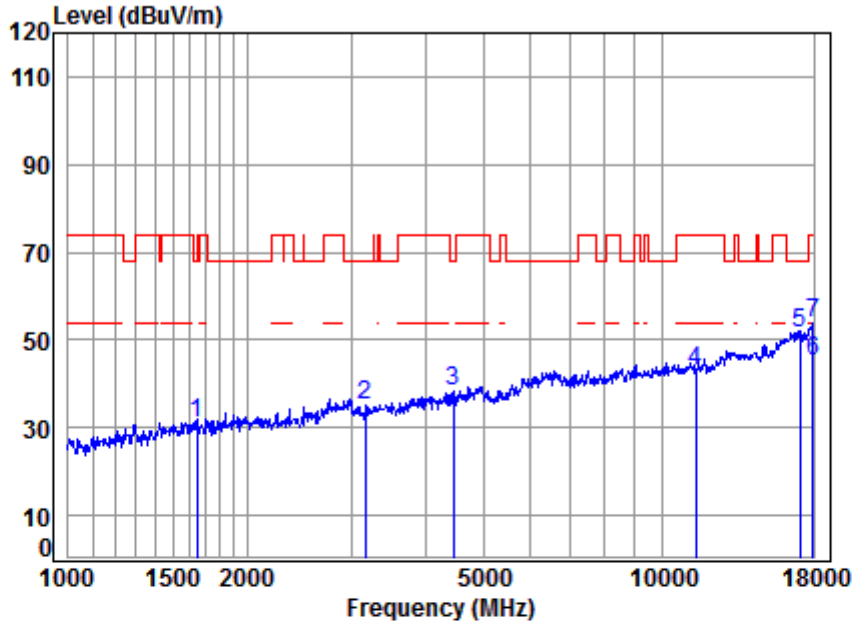
4.3.2.1.82 11AC20\_MIMO\_116\_Horizontal



Site : chamber  
 Condition: 3m HORIZONTAL  
 Job No : 10002  
 Mode : 5580 TX RSE  
 Note : 5G WIFI 11AC20

	Cable	Ant	Preamp	Read	Limit	Over		
Freq	Loss	Factor	Factor	Level	Level	Line	Limit	Remark
MHz	dB	dB/m	dB	dBuV	dBuV/m	dBuV/m	dB	
1	5.35	26.26	40.77	39.65	30.49	74.00	-43.51	peak
2	6.40	31.60	42.04	41.59	37.55	68.20	-30.65	peak
3	7.51	33.53	43.26	40.11	37.89	68.20	-30.31	peak
4	11.80	37.83	38.34	32.21	43.50	74.00	-30.50	peak
5	15.57	42.39	40.40	33.19	50.75	68.20	-17.45	peak
6	16.02	43.38	40.22	25.64	44.82	54.00	-9.18	Average
7	16.02	43.38	40.22	34.36	53.54	74.00	-20.46	peak

4.3.2.1.83 11AC20\_MIMO\_140\_Vertical

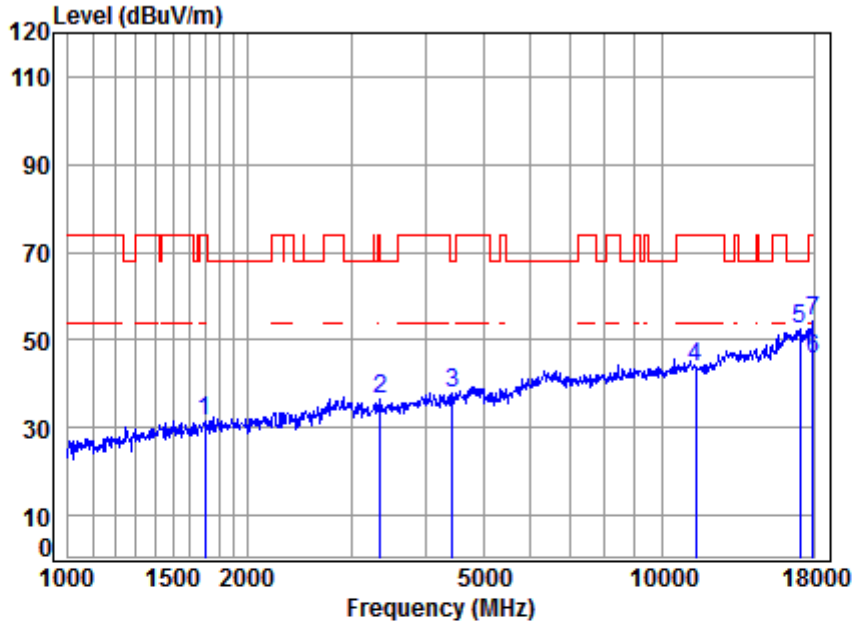


Site : chamber  
Condition: 3m VERTICAL  
Job No : 10002  
Mode : 5700 TX RSE  
Note : 5G WIFI 11AC20

	Cable	Ant	Preamp	Read	Limit	Over		
Freq	Loss	Factor	Factor	Level	Level	Line	Limit	Remark
MHz	dB	dB/m	dB	dBuV	dBuV/m	dBuV/m	dB	
1	1648.778	5.29	26.46	40.80	40.03	30.98	68.20	-37.22 peak
2	3168.500	6.15	31.18	41.66	39.65	35.32	68.20	-32.88 peak
3	4456.315	7.51	33.53	43.26	40.33	38.11	68.20	-30.09 peak
4	11400.000	12.04	37.88	38.45	31.30	42.77	74.00	-31.23 peak
5	17100.000	16.49	42.66	40.34	32.73	51.54	68.20	-16.66 peak
6	17948.050	16.08	43.44	40.21	25.93	45.24	54.00	-8.76 Average
7	17948.050	16.08	43.44	40.21	34.40	53.71	74.00	-20.29 peak



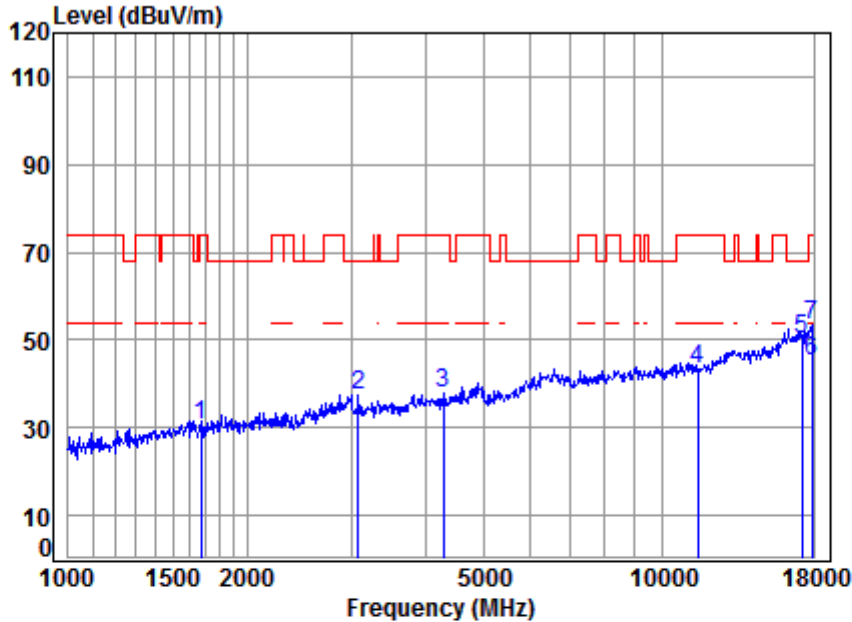
4.3.2.1.84 11AC20\_MIMO\_140\_Horizontal



Site : chamber  
Condition: 3m HORIZONTAL  
Job No : 10002  
Mode : 5700 TX RSE  
Note : 5G WIFI 11AC20

	Cable	Ant	Preamp	Read	Limit	Over		
Freq	Loss	Factor	Factor	Level	Level	Line	Limit	Remark
MHz	dB	dB/m	dB	dBuV	dBuV/m	dBuV/m	dB	
1	5.23	26.68	40.83	40.62	31.70	74.00	-42.30	peak
2	6.33	31.48	41.93	40.79	36.67	74.00	-37.33	peak
3	7.48	33.48	43.23	39.98	37.71	68.20	-30.49	peak
4	12.04	37.88	38.45	32.38	43.85	74.00	-30.15	peak
5	16.49	42.66	40.34	33.76	52.57	68.20	-15.63	peak
6	16.08	43.44	40.21	26.21	45.52	54.00	-8.48	Average
7	16.08	43.44	40.21	34.77	54.08	74.00	-19.92	peak

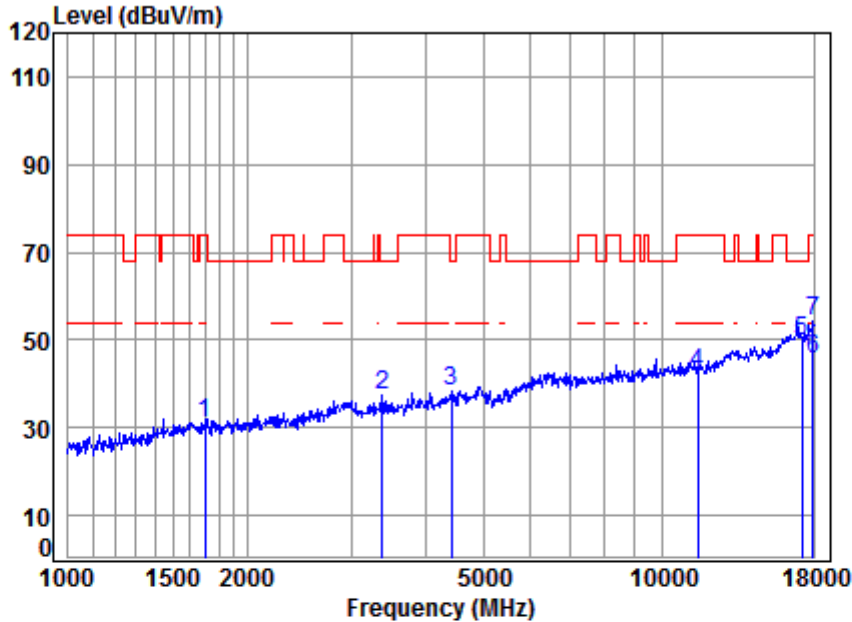
**4.3.2.1.85 11AC20\_MIMO\_149\_Vertical**



Site : chamber  
 Condition: 3m VERTICAL  
 Job No : 10002  
 Mode : 5745 TX RSE  
 Note : 5G WIFI 11AC20

	Cable	Ant	Preamp	Read	Limit	Over		
Freq	Loss	Factor	Factor	Level	Level	Line	Limit	Remark
MHz	dB	dB/m	dB	dBuV	dBuV/m	dBuV/m	dB	
1	1672.779	5.26	26.56	40.82	39.60	30.60	74.00	-43.40 peak
2	3078.229	6.06	31.03	41.52	41.87	37.44	68.20	-30.76 peak
3	4279.589	7.31	33.22	43.07	40.61	38.07	74.00	-35.93 peak
4	11490.000	12.13	37.90	38.49	31.64	43.18	74.00	-30.82 peak
5	17235.000	16.18	42.74	40.32	31.77	50.37	68.20	-17.83 peak
6	17896.250	16.02	43.38	40.22	25.99	45.17	54.00	-8.83 Average
7	17896.250	16.02	43.38	40.22	34.32	53.50	74.00	-20.50 peak

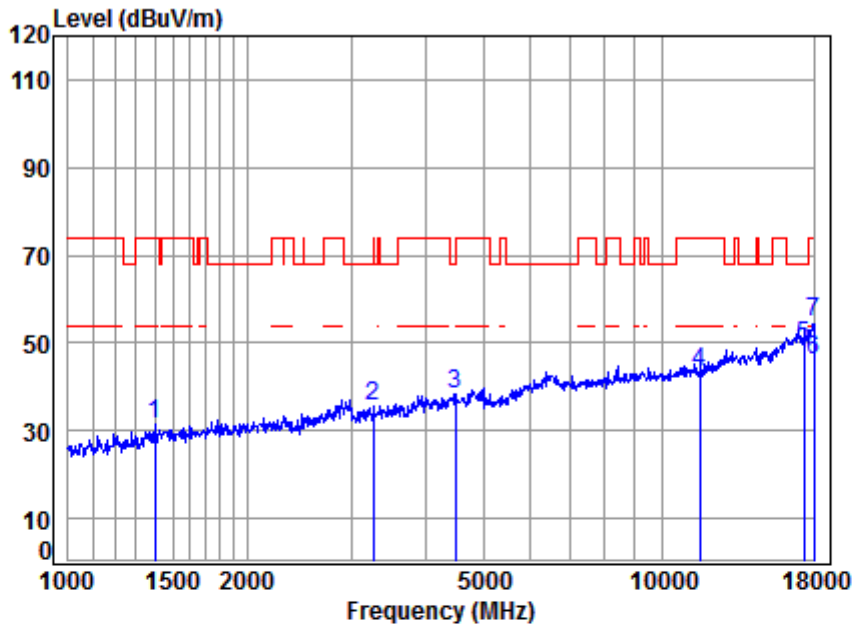
4.3.2.1.86 11AC20\_MIMO\_149\_Horizontal



Site : chamber  
 Condition: 3m HORIZONTAL  
 Job No : 10002  
 Mode : 5745 TX RSE  
 Note : 5G WIFI 11AC20

	Cable	Ant	Preamp	Read	Limit	Over		
Freq	Loss	Factor	Factor	Level	Level	Line	Limit	Remark
MHz	dB	dB/m	dB	dBuV	dBuV/m	dBuV/m	dB	
1	5.23	26.66	40.83	39.76	30.82	74.00	-43.18	peak
2	6.36	31.53	41.97	41.70	37.62	68.20	-30.58	peak
3	7.47	33.46	43.22	40.54	38.25	68.20	-29.95	peak
4	12.13	37.90	38.49	31.10	42.64	74.00	-31.36	peak
5	16.18	42.74	40.32	31.36	49.96	68.20	-18.24	peak
6	16.08	43.44	40.21	26.42	45.73	54.00	-8.27	Average
7	16.08	43.44	40.21	35.12	54.43	74.00	-19.57	peak

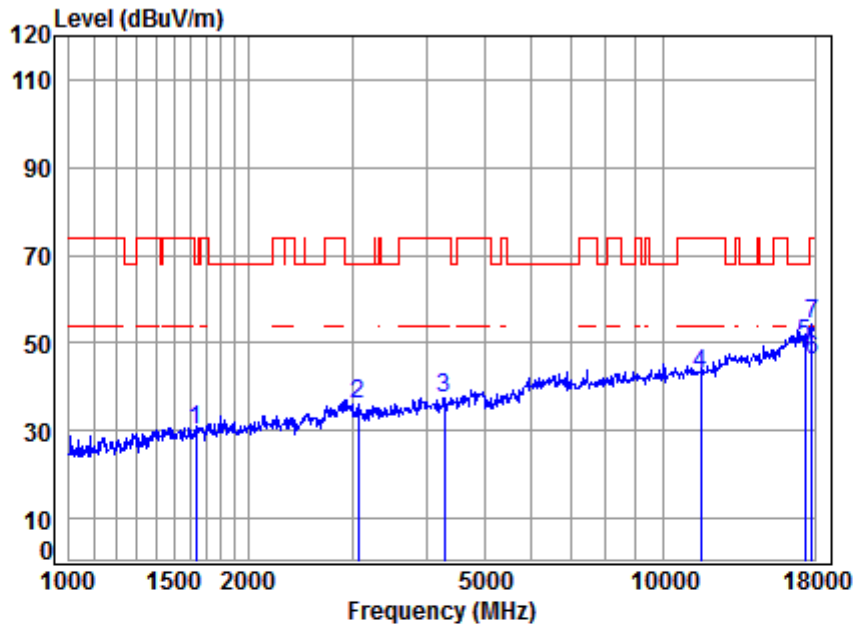
4.3.2.1.87 11AC20\_MIMO\_157\_Vertical



Site : chamber  
 Condition: 3m VERTICAL  
 Job No : 10002  
 Mode : 5785 TX RSE  
 Note : 5G WIFI 11AC20

	Cable	Ant	Preamp	Read	Limit	Over		
Freq	Loss	Factor	Factor	Level	Level	Line	Limit	Remark
MHz	dB	dB/m	dB	dBuV	dBuV/m	dBuV/m	dB	
1	1402.384	5.16	25.43	40.64	41.66	31.61	74.00	-42.39 peak
2	3261.418	6.24	31.33	41.79	39.91	35.69	74.00	-38.31 peak
3	4482.150	7.54	33.57	43.29	40.73	38.55	68.20	-29.65 peak
4	11570.000	12.17	37.87	38.52	31.73	43.25	74.00	-30.75 peak
5	17355.000	15.92	42.81	40.30	31.00	49.43	68.20	-18.77 peak
6	18000.000	16.13	43.50	40.20	26.82	46.25	54.00	-7.75 Average
7	18000.000	16.13	43.50	40.20	35.27	54.70	74.00	-19.30 peak

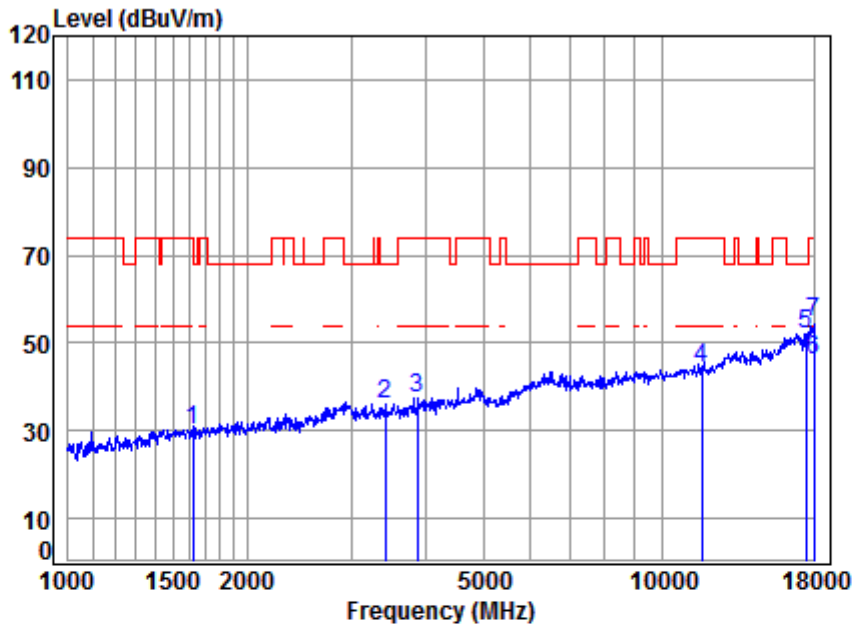
4.3.2.1.88 11AC20\_MIMO\_157\_Horizontal



Site : chamber  
 Condition: 3m HORIZONTAL  
 Job No : 10002  
 Mode : 5785 TX RSE  
 Note : 5G WIFI 11AC20

	Cable	Ant	Preamp	Read	Limit	Over		
Freq	Loss	Factor	Factor	Level	Level	Line	Limit	Remark
MHz	dB	dB/m	dB	dBuV	dBuV/m	dBuV/m	dB	
1	1634.543	5.31	26.40	40.79	39.25	30.17	68.20	-38.03 peak
2	3069.345	6.05	31.02	41.51	40.47	36.03	68.20	-32.17 peak
3	4279.589	7.31	33.22	43.07	40.14	37.60	74.00	-36.40 peak
4	11570.000	12.17	37.87	38.52	31.56	43.08	74.00	-30.92 peak
5	17355.000	15.92	42.81	40.30	31.15	49.58	68.20	-18.62 peak
6	17793.090	15.91	43.25	40.23	27.01	45.94	54.00	-8.06 Average
7	17793.090	15.91	43.25	40.23	35.39	54.32	74.00	-19.68 peak

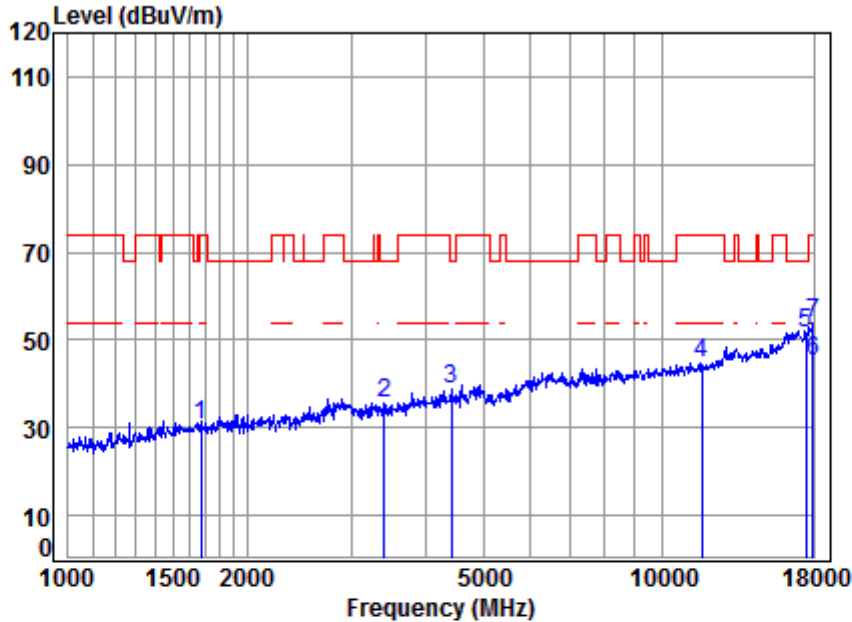
4.3.2.1.89 11AC20\_MIMO\_165\_Vertical



Site : chamber  
 Condition: 3m VERTICAL  
 Job No : 10002  
 Mode : 5825 TX RSE  
 Note : 5G WIFI 11AC20

	Cable	Ant	Preamp	Read	Limit	Over		
Freq	Loss	Factor	Factor	Level	Level	Line	Limit	Remark
MHz	dB	dB/m	dB	dBuV	dBuV/m	dBuV/m	dB	
1	5.32	26.34	40.78	39.17	30.05	74.00	-43.95	peak
2	6.38	31.57	42.01	40.21	36.15	68.20	-32.05	peak
3	6.86	32.47	42.61	40.85	37.57	74.00	-36.43	peak
4	12.20	37.84	38.55	32.87	44.36	74.00	-29.64	peak
5	15.65	42.89	40.28	33.83	52.09	68.20	-16.11	peak
6	16.13	43.50	40.20	26.85	46.28	54.00	-7.72	Average
7	16.13	43.50	40.20	35.14	54.57	74.00	-19.43	peak

4.3.2.1.90 11AC20\_MIMO\_165\_Horizontal

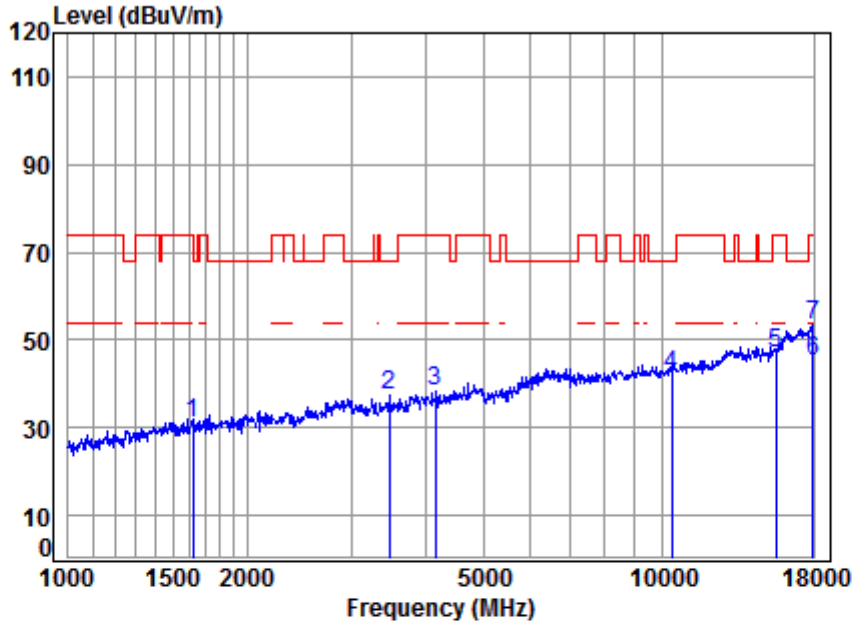


Site : chamber  
 Condition: 3m HORIZONTAL  
 Job No : 10002  
 Mode : 5825 TX RSE  
 Note : 5G WIFI 11AC20

	Cable	Ant	Preamp	Read	Limit	Over		
Freq	Loss	Factor	Factor	Level	Level	Line	Limit	Remark
MHz	dB	dB/m	dB	dBuV	dBuV/m	dBuV/m	dB	
1	1672.779	5.26	26.56	40.82	39.55	30.55	74.00	-43.45 peak
2	3405.929	6.38	31.56	42.00	39.83	35.77	68.20	-32.43 peak
3	4417.841	7.47	33.46	43.22	41.17	38.88	68.20	-29.32 peak
4	11650.000	12.20	37.84	38.55	33.19	44.68	74.00	-29.32 peak
5	17475.000	15.65	42.89	40.28	33.21	51.47	68.20	-16.73 peak
6	17948.050	16.08	43.44	40.21	25.98	45.29	54.00	-8.71 Average
7	17948.050	16.08	43.44	40.21	34.40	53.71	74.00	-20.29 peak



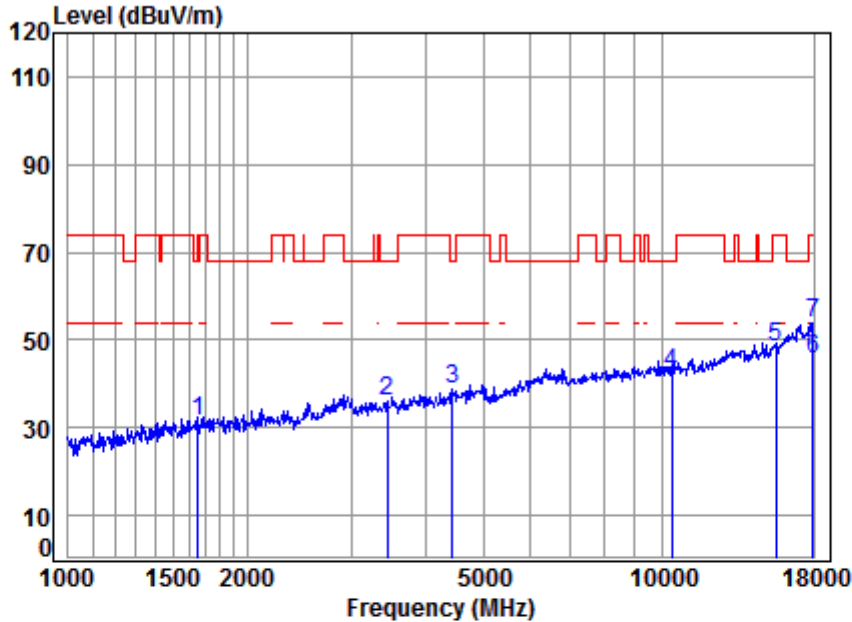
**4.3.2.1.91 11AC40\_MIMO\_38\_Peak\_Vertical**



Site : chamber  
 Condition: 3m VERTICAL  
 Job No : 10002  
 Mode : 5190 TX RSE  
 Note : 5G WIFI 11AC40

	Cable	Ant	Preamp	Read	Limit	Over		
Freq	Loss	Factor	Factor	Level	Level	Line	Limit	Remark
MHz	dB	dB/m	dB	dBuV	dBuV/m	dBuV/m	dB	
1	5.32	26.34	40.78	40.14	31.02	74.00	-42.98	peak
2	6.44	31.66	42.09	41.47	37.48	68.20	-30.72	peak
3	7.17	33.00	42.93	41.17	38.41	74.00	-35.59	peak
4	11.21	37.75	37.98	31.02	42.00	68.20	-26.20	peak
5	14.35	40.74	40.60	32.68	47.17	74.00	-26.83	peak
6	16.08	43.44	40.21	25.86	45.17	54.00	-8.83	Average
7	16.08	43.44	40.21	34.24	53.55	74.00	-20.45	peak

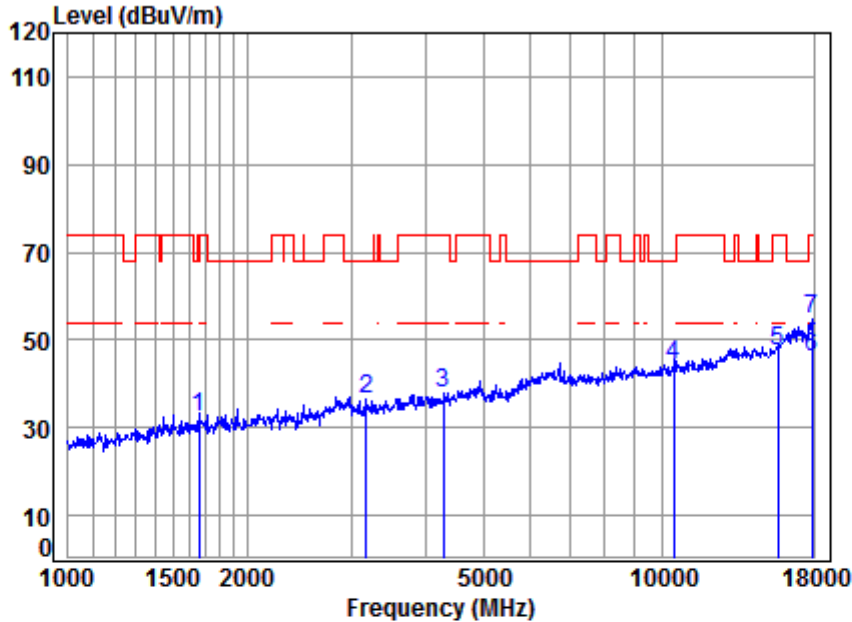
4.3.2.1.92 11AC40\_MIMO\_38\_Horizontal



Site : chamber  
 Condition: 3m HORIZONTAL  
 Job No : 10002  
 Mode : 5190 TX RSE  
 Note : 5G WIFI 11AC40

	Cable	Ant	Preamp	Read	Limit	Over		
Freq	Loss	Factor	Factor	Level	Level	Line	Limit	Remark
MHz	dB	dB/m	dB	dBuV	dBuV/m	dBuV/m	dB	
1	1653.550	5.28	26.48	40.80	40.65	31.61	68.20	-36.59 peak
2	3445.535	6.41	31.62	42.05	40.25	36.23	68.20	-31.97 peak
3	4443.453	7.50	33.50	43.25	40.82	38.57	68.20	-29.63 peak
4	10380.000	11.21	37.75	37.98	31.36	42.34	68.20	-25.86 peak
5	15570.000	14.35	40.74	40.60	33.75	48.24	74.00	-25.76 peak
6	17948.050	16.08	43.44	40.21	26.34	45.65	54.00	-8.35 Average
7	17948.050	16.08	43.44	40.21	34.59	53.90	74.00	-20.10 peak

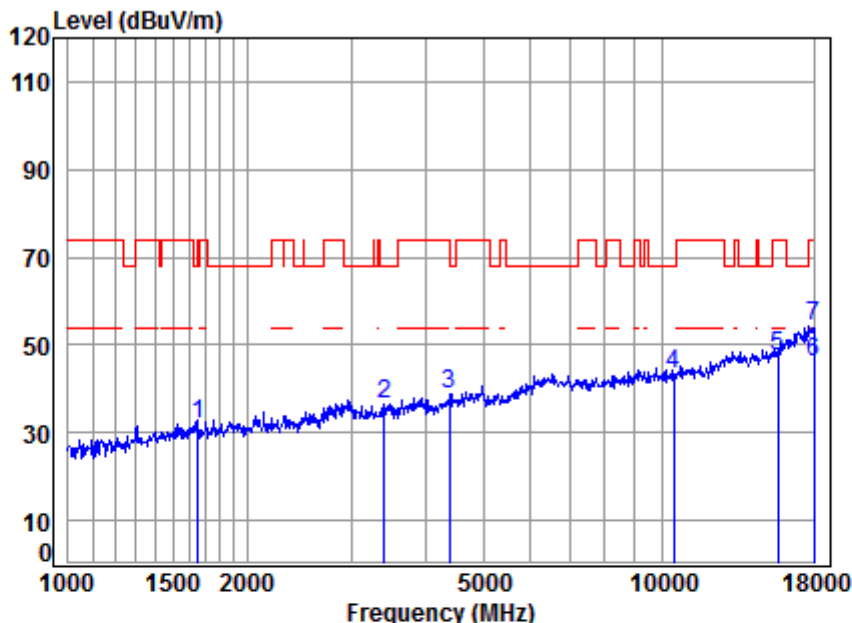
**4.3.2.1.93 11AC40\_MIMO\_46\_Peak\_Vertical**



Site : chamber  
Condition: 3m VERTICAL  
Job No : 10002  
Mode : 5230 TX RSE  
Note : 5G WIFI 11AC40

	Cable	Ant	Preamp	Read	Limit	Over		
Freq	Loss	Factor	Factor	Level	Level	Line	Limit	Remark
MHz	dB	dB/m	dB	dBuV	dBuV/m	dBuV/m	dB	
1	5.28	26.50	40.81	41.23	32.20	68.20	-36.00	peak
2	6.16	31.20	41.67	40.86	36.55	68.20	-31.65	peak
3	7.33	33.24	43.08	40.29	37.78	74.00	-36.22	peak
4	11.26	37.72	38.02	33.12	44.08	68.20	-24.12	peak
5	14.53	40.82	40.58	32.85	47.62	74.00	-26.38	peak
6	16.02	43.38	40.22	27.08	46.26	54.00	-7.74	Average
7	16.02	43.38	40.22	35.72	54.90	74.00	-19.10	peak

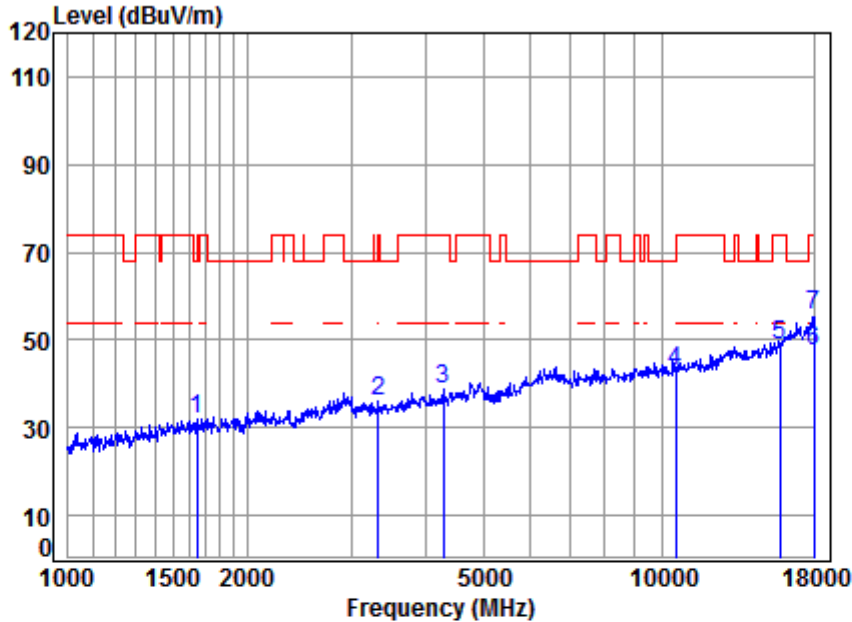
4.3.2.1.94 11AC40\_MIMO\_46\_Horizontal



Site : chamber  
 Condition: 3m HORIZONTAL  
 Job No : 10002  
 Mode : 5230 TX RSE  
 Note : 5G WIFI 11AC40

	Cable	Ant	Preamp	Read	Limit	Over		
Freq	Loss	Factor	Factor	Level	Level	Line	Limit	Remark
MHz	dB	dB/m	dB	dBuV	dBuV/m	dBuV/m	dB	
1	1653.550	5.28	26.48	40.80	40.83	31.79	68.20	-36.41 peak
2	3405.929	6.38	31.56	42.00	40.61	36.55	68.20	-31.65 peak
3	4379.699	7.43	33.39	43.18	41.27	38.91	74.00	-35.09 peak
4	10460.000	11.26	37.72	38.02	32.30	43.26	68.20	-24.94 peak
5	15690.000	14.53	40.82	40.58	32.61	47.38	74.00	-26.62 peak
6	18000.000	16.13	43.50	40.20	26.49	45.92	54.00	-8.08 Average
7	18000.000	16.13	43.50	40.20	34.76	54.19	74.00	-19.81 peak

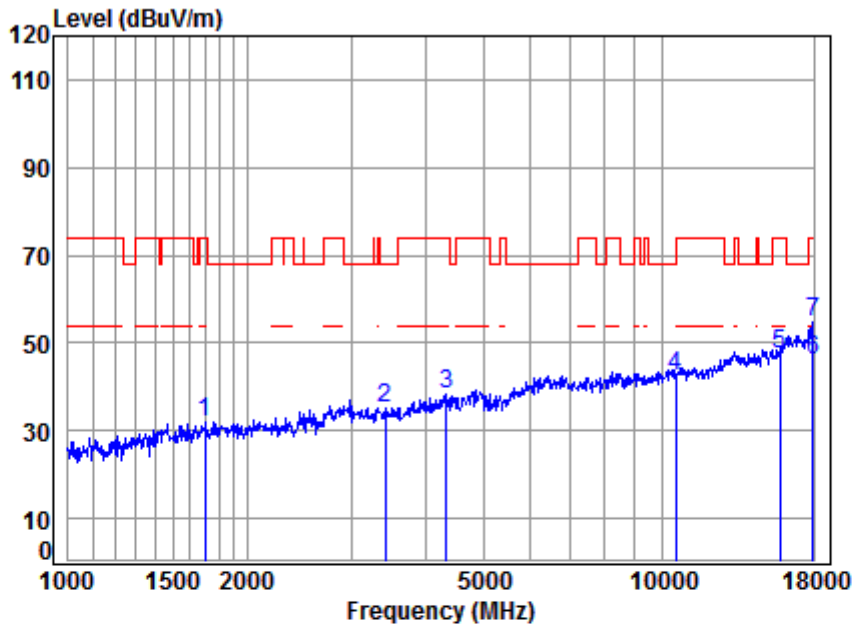
4.3.2.1.95 11AC40\_MIMO\_54\_Vertical



Site : chamber  
 Condition: 3m VERTICAL  
 Job No : 10002  
 Mode : 5270 TX RSE  
 Note : 5G WIFI 11AC40

	Cable	Ant	Preamp	Read	Limit	Over		
Freq	Loss	Factor	Factor	Level	Level	Line	Limit	Remark
MHz	dB	dB/m	dB	dBuV	dBuV/m	dBuV/m	dB	
1	1648.778	5.29	26.46	40.80	41.19	32.14	68.20	-36.06 peak
2	3328.077	6.30	31.44	41.89	40.35	36.20	68.20	-32.00 peak
3	4279.589	7.31	33.22	43.07	41.46	38.92	74.00	-35.08 peak
4	10540.000	11.32	37.71	38.06	32.13	43.10	68.20	-25.10 peak
5	15810.000	14.71	40.89	40.56	33.78	48.82	74.00	-25.18 peak
6	18000.000	16.13	43.50	40.20	28.18	47.61	54.00	-6.39 Average
7	18000.000	16.13	43.50	40.20	36.42	55.85	74.00	-18.15 peak

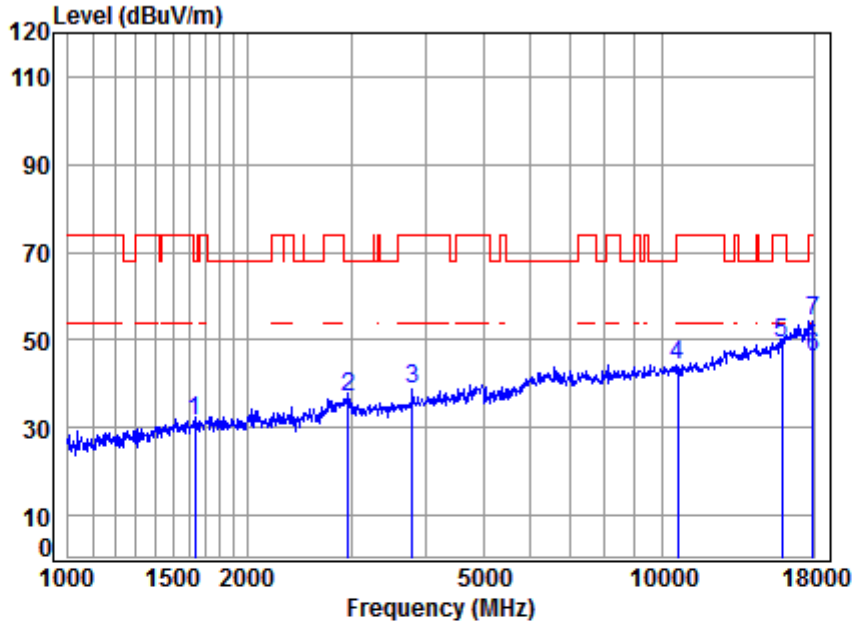
4.3.2.1.96 11AC40\_MIMO\_54\_Horizontal



Site : chamber  
 Condition: 3m HORIZONTAL  
 Job No : 10002  
 Mode : 5270 TX RSE  
 Note : 5G WIFI 11AC40

	Cable	Ant	Preamp	Read	Limit	Over		
Freq	Loss	Factor	Factor	Level	Level	Line	Limit	Remark
MHz	dB	dB/m	dB	dBuV	dBuV/m	dBuV/m	dB	
1	1702.042	5.23	26.68	40.83	40.94	32.02	74.00	-41.98 peak
2	3415.787	6.38	31.57	42.01	39.41	35.35	68.20	-32.85 peak
3	4341.886	7.38	33.33	43.14	40.75	38.32	74.00	-35.68 peak
4	10540.000	11.32	37.71	38.06	31.38	42.35	68.20	-25.85 peak
5	15810.000	14.71	40.89	40.56	32.47	47.51	74.00	-26.49 peak
6	17948.050	16.08	43.44	40.21	26.90	46.21	54.00	-7.79 Average
7	17948.050	16.08	43.44	40.21	35.41	54.72	74.00	-19.28 peak

4.3.2.1.97 11AC40\_MIMO\_62\_Vertical

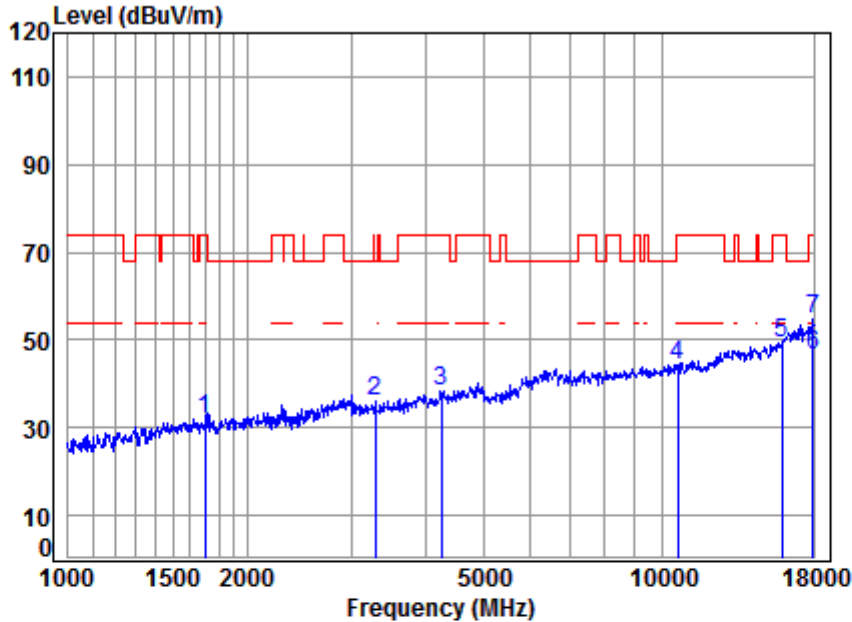


Site : chamber  
Condition: 3m VERTICAL  
Job No : 10002  
Mode : 5310 TX RSE  
Note : 5G WIFI 11AC40

	Cable	Ant	Preamp	Read	Limit	Over		
Freq	Loss	Factor	Factor	Level	Level	Line	Limit	Remark
MHz	dB	dB/m	dB	dBuV	dBuV/m	dBuV/m	dB	
1	5.31	26.40	40.79	40.50	31.42	68.20	-36.78	peak
2	5.96	30.76	41.39	41.71	37.04	68.20	-31.16	peak
3	6.78	32.32	42.51	42.15	38.74	74.00	-35.26	peak
4	11.37	37.72	38.10	33.33	44.32	74.00	-29.68	peak
5	14.89	40.96	40.54	33.86	49.17	74.00	-24.83	peak
6	16.08	43.44	40.21	26.90	46.21	54.00	-7.79	Average
7	16.08	43.44	40.21	35.12	54.43	74.00	-19.57	peak



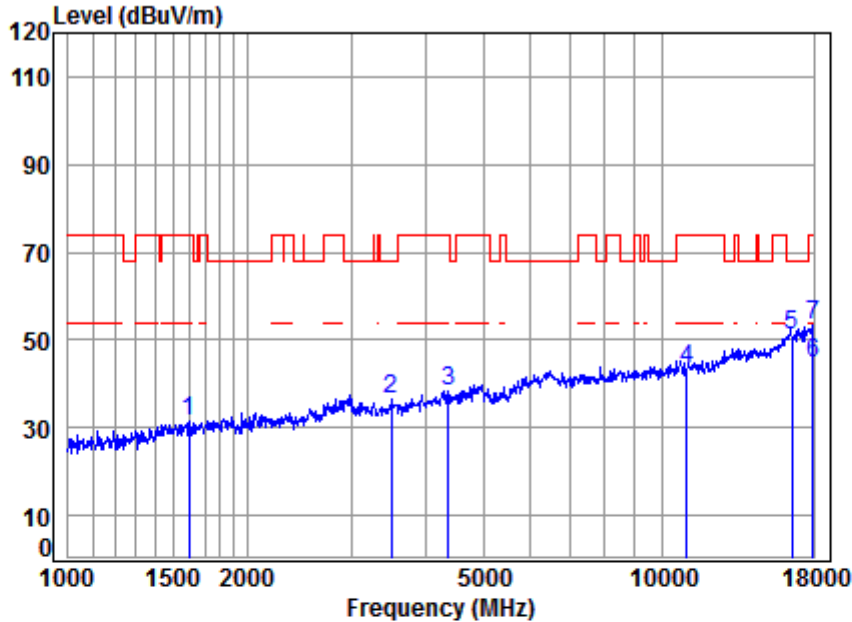
4.3.2.1.98 11AC40\_MIMO\_62\_Horizontal



Site : chamber  
Condition: 3m HORIZONTAL  
Job No : 10002  
Mode : 5310 TX RSE  
Note : 5G WIFI 11AC40

	Cable	Ant	Preamp	Read	Limit	Over		
Freq	Loss	Factor	Factor	Level	Level	Line	Limit	Remark
MHz	dB	dB/m	dB	dBuV	dBuV/m	dBuV/m	dB	
1	1697.129	5.23	26.66	40.83	40.98	32.04	74.00	-41.96 peak
2	3289.821	6.27	31.38	41.83	40.28	36.10	68.20	-32.10 peak
3	4242.641	7.27	33.15	43.03	41.01	38.40	74.00	-35.60 peak
4	10620.000	11.37	37.72	38.10	33.47	44.46	74.00	-29.54 peak
5	15930.000	14.89	40.96	40.54	33.79	49.10	74.00	-24.90 peak
6	17948.050	16.08	43.44	40.21	27.11	46.42	54.00	-7.58 Average
7	17948.050	16.08	43.44	40.21	35.46	54.77	74.00	-19.23 peak

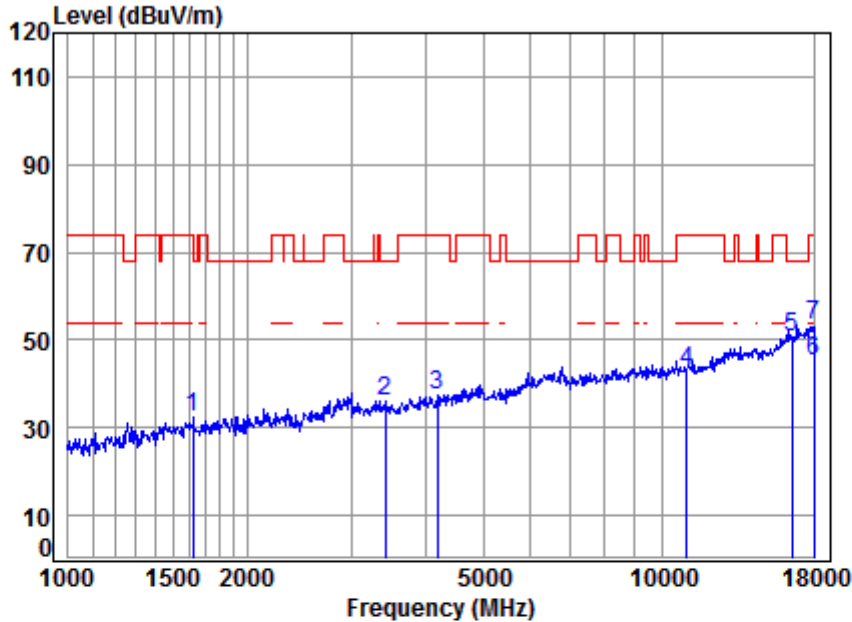
4.3.2.1.99 11AC40\_MIMO\_102\_Vertical



Site : chamber  
 Condition: 3m VERTICAL  
 Job No : 10002  
 Mode : 5510 TX RSE  
 Note : 5G WIFI 11AC40

	Cable	Ant	Preamp	Read	Limit	Over		
Freq	Loss	Factor	Factor	Level	Level	Line	Limit	Remark
MHz	dB	dB/m	dB	dBuV	dBuV/m	dBuV/m	dB	
1	5.35	26.24	40.77	40.79	31.61	74.00	-42.39	peak
2	6.46	31.69	42.12	40.43	36.46	68.20	-31.74	peak
3	7.41	33.37	43.16	40.61	38.23	74.00	-35.77	peak
4	11.65	37.80	38.28	31.99	43.16	74.00	-30.84	peak
5	14.63	42.22	40.43	34.52	50.94	68.20	-17.26	peak
6	16.08	43.44	40.21	25.49	44.80	54.00	-9.20	Average
7	16.08	43.44	40.21	34.00	53.31	74.00	-20.69	peak

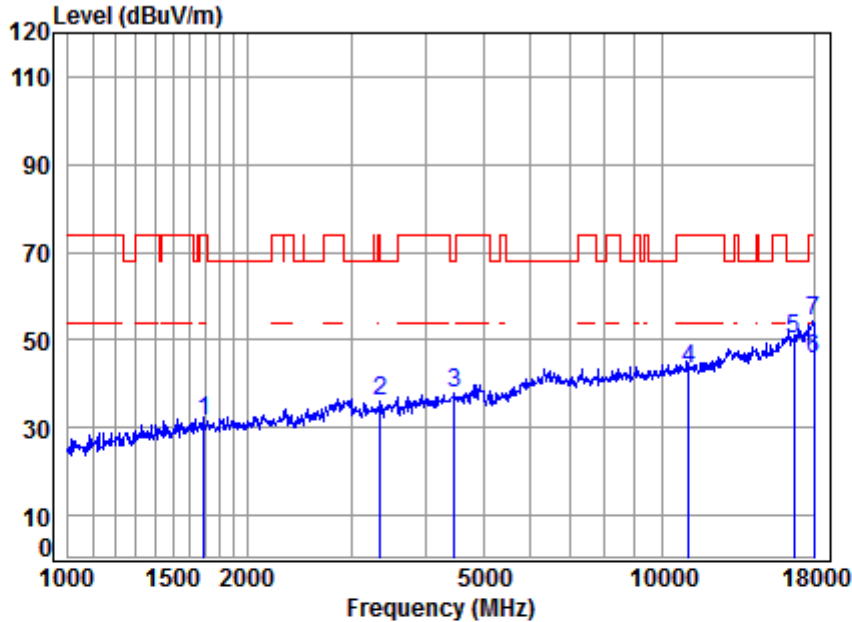
4.3.2.1.100 11AC40\_MIMO\_102\_Horizontal



Site : chamber  
 Condition: 3m HORIZONTAL  
 Job No : 10002  
 Mode : 5510 TX RSE  
 Note : 5G WIFI 11AC40

	Cable	Ant	Preamp	Read	Limit	Over		
Freq	Loss	Factor	Factor	Level	Level	Line	Limit	Remark
MHz	dB	dB/m	dB	dBuV	dBuV/m	dBuV/m	dB	
1	5.32	26.36	40.79	41.63	32.52	74.00	-41.48	peak
2	6.38	31.57	42.01	40.27	36.21	68.20	-31.99	peak
3	7.20	33.04	42.96	40.28	37.56	74.00	-36.44	peak
4	11.65	37.80	38.28	31.67	42.84	74.00	-31.16	peak
5	14.63	42.22	40.43	34.05	50.47	68.20	-17.73	peak
6	16.13	43.50	40.20	25.63	45.06	54.00	-8.94	Average
7	16.13	43.50	40.20	34.02	53.45	74.00	-20.55	peak

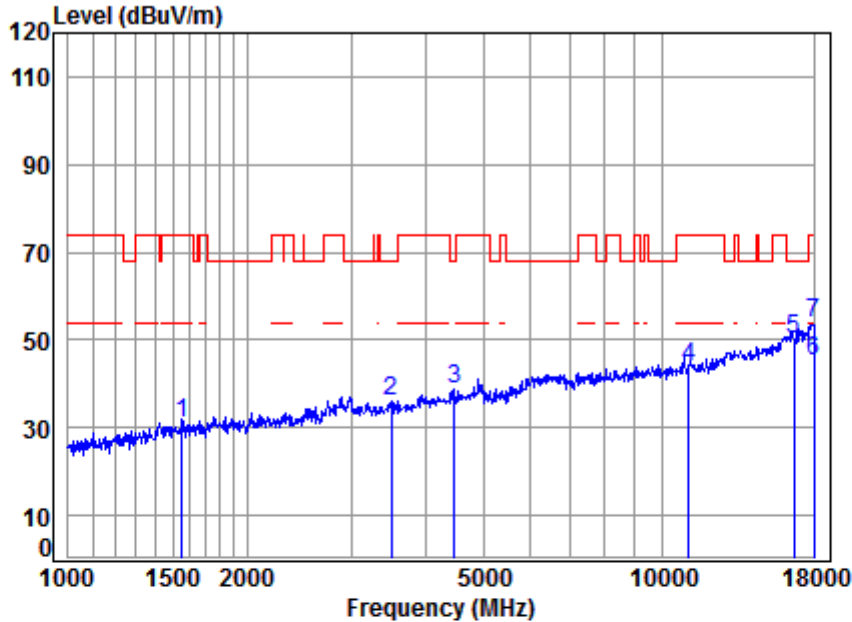
4.3.2.1.101 11AC40\_MIMO\_110\_Vertical



Site : chamber  
 Condition: 3m VERTICAL  
 Job No : 10002  
 Mode : 5550 TX RSE  
 Note : 5G WIFI 11AC40

	Cable	Ant	Preamp	Read	Limit	Over		
Freq	Loss	Factor	Factor	Level	Level	Line	Limit	Remark
MHz	dB	dB/m	dB	dBuV	dBuV/m	dBuV/m	dB	
1	1692.231	5.24	26.64	40.83	40.35	31.40	74.00	-42.60 peak
2	3357.061	6.33	31.48	41.93	40.06	35.94	74.00	-38.06 peak
3	4469.214	7.53	33.55	43.27	39.98	37.79	68.20	-30.41 peak
4	11100.000	11.73	37.82	38.32	32.00	43.23	74.00	-30.77 peak
5	16650.000	15.17	42.32	40.41	33.02	50.10	68.20	-18.10 peak
6	18000.000	16.13	43.50	40.20	26.01	45.44	54.00	-8.56 Average
7	18000.000	16.13	43.50	40.20	34.75	54.18	74.00	-19.82 peak

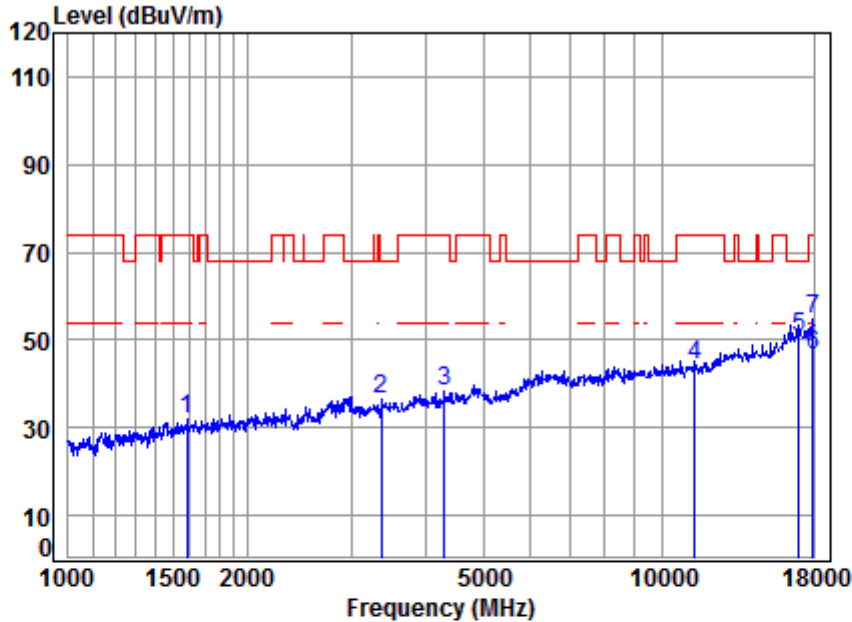
4.3.2.1.102 11AC40\_MIMO\_110\_Horizontal



Site : chamber  
Condition: 3m HORIZONTAL  
Job No : 10002  
Mode : 5550 TX RSE  
Note : 5G WIFI 11AC40

	Cable	Ant	Preamp	Read	Limit	Over		
Freq	Loss	Factor	Factor	Level	Level	Line	Limit	Remark
MHz	dB	dB/m	dB	dBuV	dBuV/m	dBuV/m	dB	
1	1551.677	5.41	26.04	40.74	40.21	30.92	74.00	-43.08 peak
2	3495.691	6.46	31.69	42.12	39.90	35.93	68.20	-32.27 peak
3	4469.214	7.53	33.55	43.27	41.19	39.00	68.20	-29.20 peak
4	11100.000	11.73	37.82	38.32	32.54	43.77	74.00	-30.23 peak
5	16650.000	15.17	42.32	40.41	33.29	50.37	68.20	-17.83 peak
6	18000.000	16.13	43.50	40.20	25.69	45.12	54.00	-8.88 Average
7	18000.000	16.13	43.50	40.20	34.35	53.78	74.00	-20.22 peak

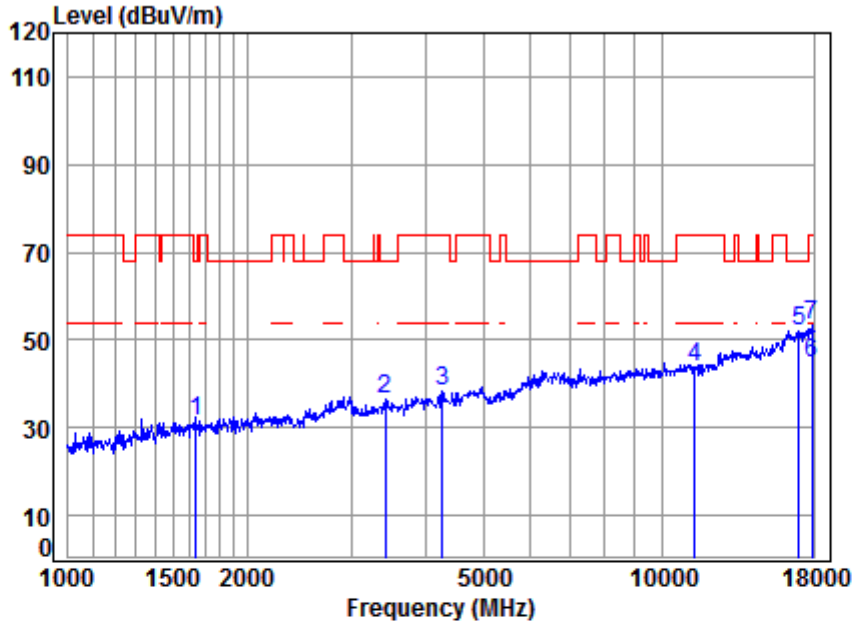
4.3.2.1.103 11AC40\_MIMO\_134\_Vertical



Site : chamber  
Condition: 3m VERTICAL  
Job No : 10002  
Mode : 5670 TX RSE  
Note : 5G WIFI 11AC40

	Cable	Ant	Preamp	Read	Limit	Over		
Freq	Loss	Factor	Factor	Level	Level	Line	Limit	Remark
MHz	dB	dB/m	dB	dBuV	dBuV/m	dBuV/m	dB	
1	5.37	26.18	40.76	41.02	31.81	74.00	-42.19	peak
2	6.34	31.50	41.94	40.59	36.49	68.20	-31.71	peak
3	7.34	33.26	43.10	40.78	38.28	74.00	-35.72	peak
4	11.98	37.87	38.42	32.78	44.21	74.00	-29.79	peak
5	16.69	42.61	40.36	31.60	50.54	68.20	-17.66	peak
6	16.08	43.44	40.21	27.26	46.57	54.00	-7.43	Average
7	16.08	43.44	40.21	35.61	54.92	74.00	-19.08	peak

4.3.2.1.104 11AC40\_MIMO\_134\_Horizontal

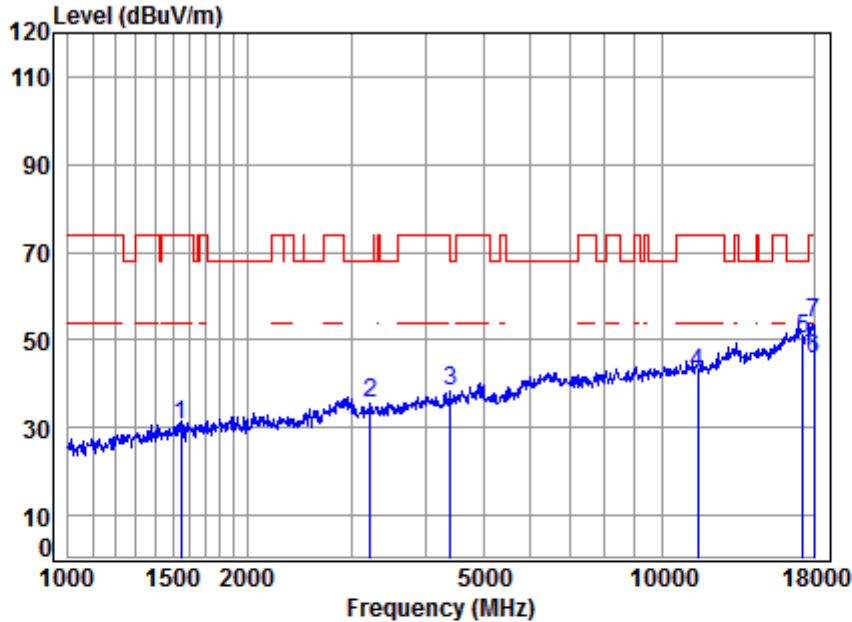


Site : chamber  
 Condition: 3m HORIZONTAL  
 Job No : 10002  
 Mode : 5670 TX RSE  
 Note : 5G WIFI 11AC40

	Cable	Ant	Preamp	Read	Limit	Over		
Freq	Loss	Factor	Factor	Level	Level	Line	Limit	Remark
MHz	dB	dB/m	dB	dBuV	dBuV/m	dBuV/m	dB	
1	5.30	26.42	40.79	40.38	31.31	68.20	-36.89	peak
2	6.39	31.59	42.02	40.43	36.39	68.20	-31.81	peak
3	7.30	33.19	43.06	40.84	38.27	74.00	-35.73	peak
4	11.98	37.87	38.42	32.23	43.66	74.00	-30.34	peak
5	16.69	42.61	40.36	32.91	51.85	68.20	-16.35	peak
6	16.02	43.38	40.22	25.59	44.77	54.00	-9.23	Average
7	16.02	43.38	40.22	34.07	53.25	74.00	-20.75	peak



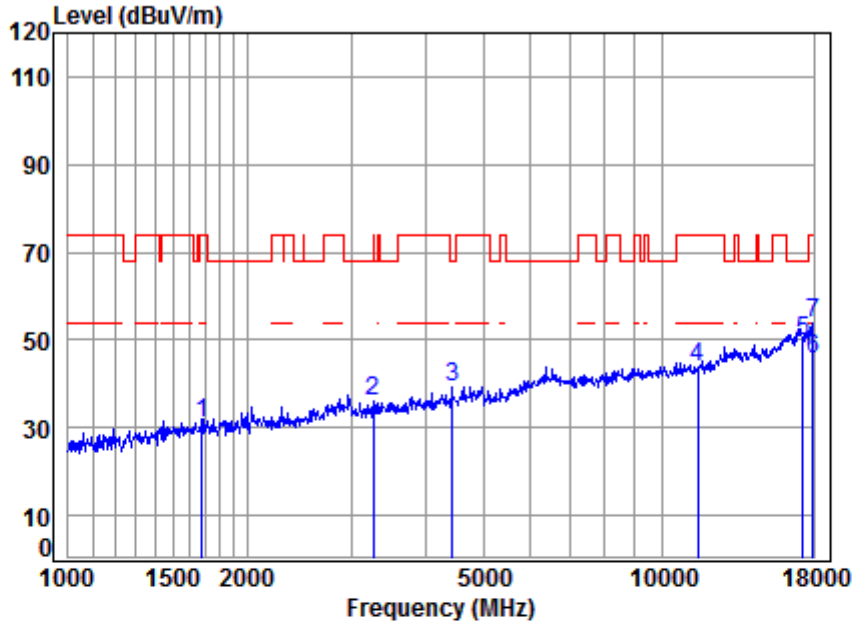
4.3.2.1.105 11AC40\_MIMO\_151\_Vertical



Site : chamber  
 Condition: 3m VERTICAL  
 Job No : 10002  
 Mode : 5755 TX RSE  
 Note : 5G WIFI 11AC40

	Cable	Ant	Preamp	Read	Limit	Over		
Freq	Loss	Factor	Factor	Level	Level	Line	Limit	Remark
MHz	dB	dB/m	dB	dBuV	dBuV/m	dBuV/m	dB	
1	1547.199	5.42	26.02	40.74	39.98	30.68	74.00	-43.32 peak
2	3223.928	6.20	31.27	41.74	40.06	35.79	68.20	-32.41 peak
3	4405.090	7.46	33.44	43.20	40.44	38.14	68.20	-30.06 peak
4	11510.000	12.14	37.90	38.49	31.05	42.60	74.00	-31.40 peak
5	17265.000	16.12	42.76	40.31	31.64	50.21	68.20	-17.99 peak
6	18000.000	16.13	43.50	40.20	26.14	45.57	54.00	-8.43 Average
7	18000.000	16.13	43.50	40.20	34.25	53.68	74.00	-20.32 peak

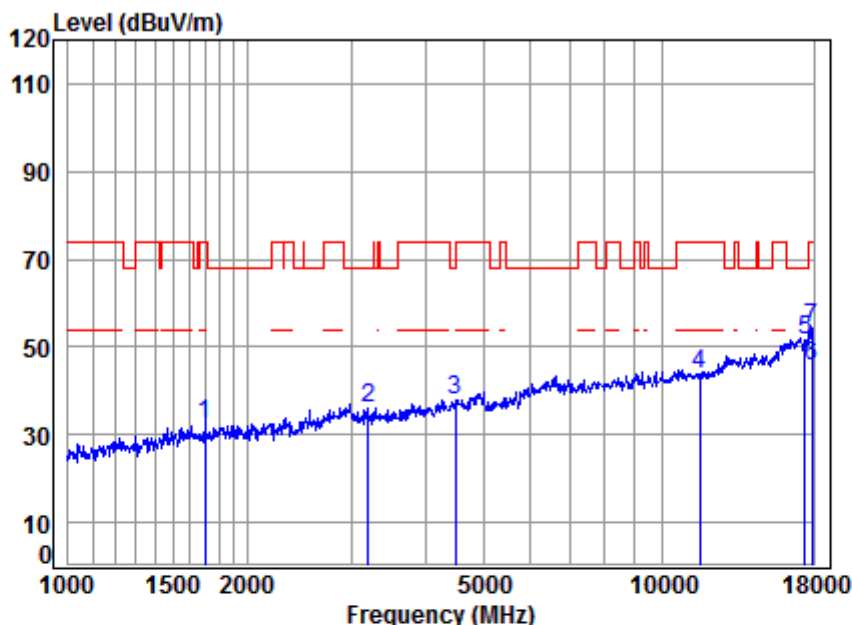
4.3.2.1.106 11AC40\_MIMO\_151\_Horizontal



Site : chamber  
 Condition: 3m HORIZONTAL  
 Job No : 10002  
 Mode : 5755 TX RSE  
 Note : 5G WIFI 11AC40

	Cable	Ant	Preamp	Read	Limit	Over		
Freq	Loss	Factor	Factor	Level	Level	Line	Limit	Remark
MHz	dB	dB/m	dB	dBuV	dBuV/m	dBuV/m	dB	
1	1677.621	5.25	26.58	40.82	40.15	31.16	74.00	-42.84 peak
2	3261.418	6.24	31.33	41.79	40.06	35.84	74.00	-38.16 peak
3	4430.628	7.48	33.48	43.23	41.39	39.12	68.20	-29.08 peak
4	11510.000	12.14	37.90	38.49	32.20	43.75	74.00	-30.25 peak
5	17265.000	16.12	42.76	40.31	31.24	49.81	68.20	-18.39 peak
6	17948.050	16.08	43.44	40.21	26.11	45.42	54.00	-8.58 Average
7	17948.050	16.08	43.44	40.21	34.35	53.66	74.00	-20.34 peak

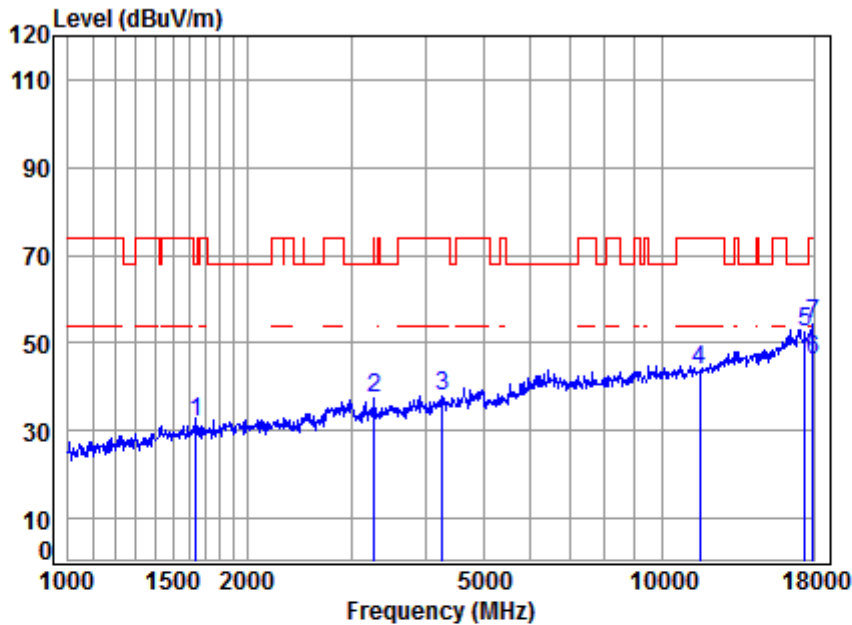
4.3.2.1.107 11AC40\_MIMO\_159\_Vertical



Site : chamber  
 Condition: 3m VERTICAL  
 Job No : 10002  
 Mode : 5795 TX RSE  
 Note : 5G WIFI 11AC40

	Cable	Ant	Preamp	Read	Limit	Over		
Freq	Loss	Factor	Factor	Level	Level	Line	Limit	Remark
MHz	dB	dB/m	dB	dBuV	dBuV/m	dBuV/m	dB	
1	5.23	26.68	40.83	41.54	32.62	74.00	-41.38	peak
2	6.19	31.24	41.71	40.39	36.11	68.20	-32.09	peak
3	7.54	33.57	43.29	40.06	37.88	68.20	-30.32	peak
4	12.17	37.86	38.53	32.44	43.94	74.00	-30.06	peak
5	15.85	42.83	40.30	33.13	51.51	68.20	-16.69	peak
6	16.02	43.38	40.22	26.54	45.72	54.00	-8.28	Average
7	16.02	43.38	40.22	34.90	54.08	74.00	-19.92	peak

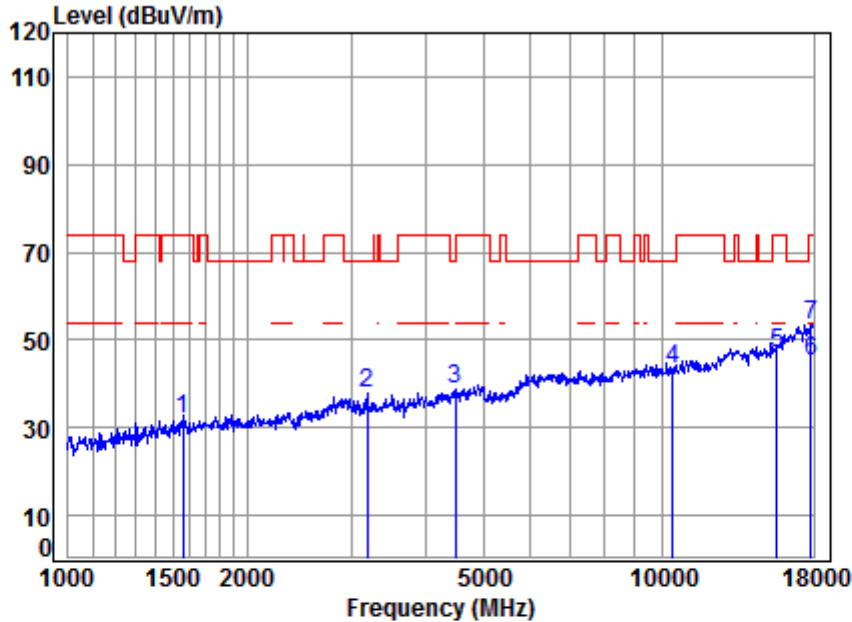
4.3.2.1.108 11AC40\_MIMO\_159\_Horizontal



Site : chamber  
 Condition: 3m HORIZONTAL  
 Job No : 10002  
 Mode : 5795 TX RSE  
 Note : 5G WIFI 11AC40

	Cable	Ant	Preamp	Read	Limit	Over		
Freq	Loss	Factor	Factor	Level	Level	Line	Limit	Remark
MHz	dB	dB/m	dB	dBuV	dBuV/m	dBuV/m	dB	
1	5.30	26.44	40.80	40.80	31.74	68.20	-36.46	peak
2	6.26	31.36	41.82	41.39	37.19	68.20	-31.01	peak
3	7.30	33.19	43.06	40.23	37.66	74.00	-36.34	peak
4	12.17	37.86	38.53	32.35	43.85	74.00	-30.15	peak
5	15.85	42.83	40.30	34.28	52.66	68.20	-15.54	peak
6	16.08	43.44	40.21	26.94	46.25	54.00	-7.75	Average
7	16.08	43.44	40.21	35.02	54.33	74.00	-19.67	peak

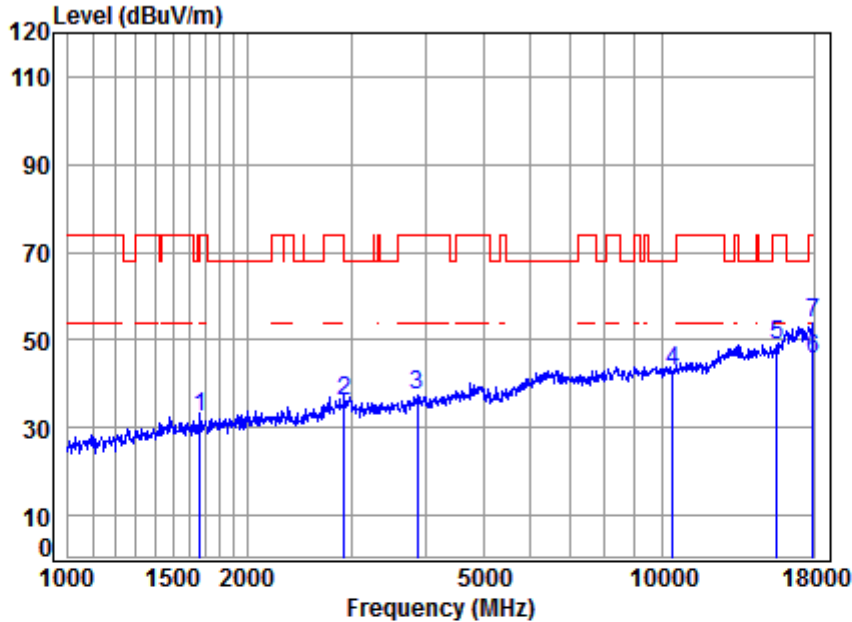
4.3.2.1.109 11AC80\_MIMO\_42\_Vertical



Site : chamber  
Condition: 3m VERTICAL  
Job No : 10002  
Mode : 5210 TX RSE  
Note : 5G WIFI 11AC80

	Cable	Ant	Preamp	Read	Limit	Over		
Freq	Loss	Factor	Factor	Level	Level	Line	Limit	Remark
MHz	dB	dB/m	dB	dBuV	dBuV/m	dBuV/m	dB	
1	5.40	26.08	40.75	41.21	31.94	74.00	-42.06	peak
2	6.17	31.21	41.68	42.00	37.70	68.20	-30.50	peak
3	7.55	33.59	43.30	40.83	38.67	68.20	-29.53	peak
4	11.24	37.73	38.00	32.24	43.21	68.20	-24.99	peak
5	14.44	40.78	40.59	32.49	47.12	74.00	-26.88	peak
6	15.97	43.32	40.22	25.91	44.98	54.00	-9.02	Average
7	15.97	43.32	40.22	34.40	53.47	74.00	-20.53	peak

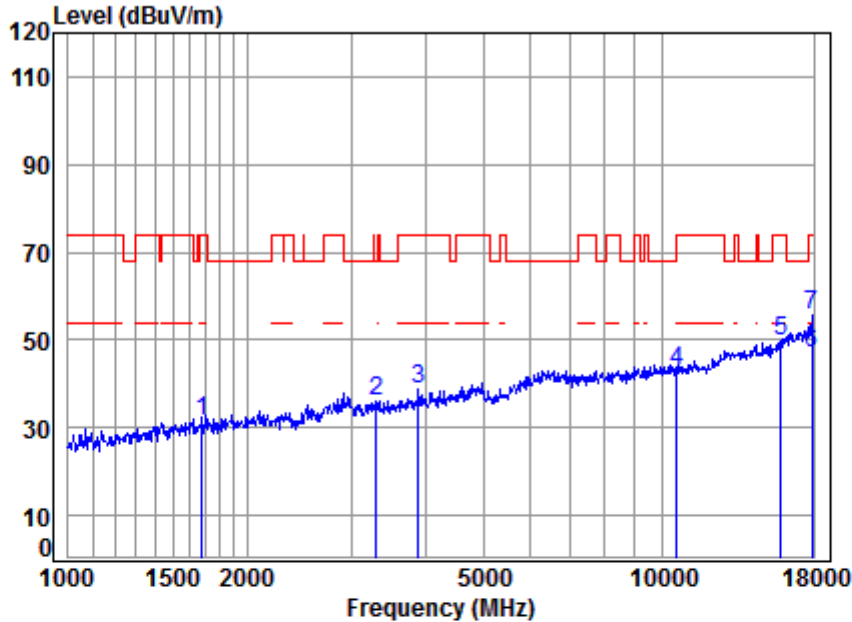
4.3.2.1.110 11AC80\_MIMO\_42\_Horizontal



Site : chamber  
 Condition: 3m HORIZONTAL  
 Job No : 10002  
 Mode : 5210 TX RSE  
 Note : 5G WIFI 11AC80

	Cable	Ant	Preamp	Read	Limit	Over		
Freq	Loss	Factor	Factor	Level	Level	Line	Limit	Remark
MHz	dB	dB/m	dB	dBuV	dBuV/m	dBuV/m	dB	
1	1667.951	5.27	26.54	40.81	41.21	32.21	74.00	-41.79 peak
2	2922.174	5.93	30.58	41.37	40.72	35.86	68.20	-32.34 peak
3	3867.831	6.85	32.45	42.59	40.70	37.41	74.00	-36.59 peak
4	10420.000	11.24	37.73	38.00	31.93	42.90	68.20	-25.30 peak
5	15630.000	14.44	40.78	40.59	34.19	48.82	74.00	-25.18 peak
6	17948.050	16.08	43.44	40.21	26.15	45.46	54.00	-8.54 Average
7	17948.050	16.08	43.44	40.21	34.67	53.98	74.00	-20.02 peak

4.3.2.1.111 11AC80\_MIMO\_58\_Vertical

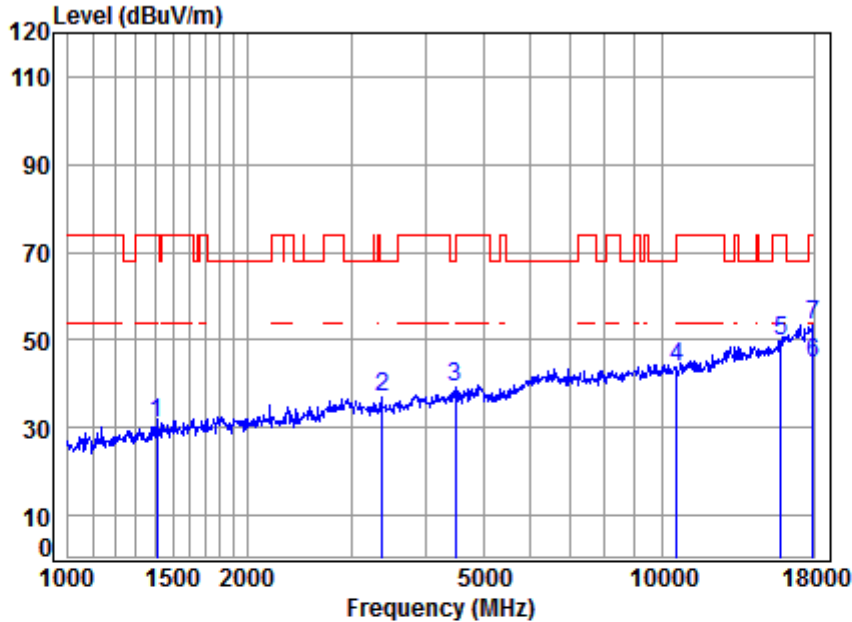


Site : chamber  
Condition: 3m VERTICAL  
Job No : 10002  
Mode : 5290 TX RSE  
Note : 5G WIFI 11AC80

	Cable	Ant	Preamp	Read	Limit	Over		
Freq	Loss	Factor	Factor	Level	Level	Line	Limit	Remark
MHz	dB	dB/m	dB	dBuV	dBuV/m	dBuV/m	dB	
1	1677.621	5.25	26.58	40.82	40.30	31.31	74.00	-42.69 peak
2	3308.894	6.29	31.41	41.86	40.25	36.09	68.20	-32.11 peak
3	3890.255	6.87	32.49	42.62	42.00	38.74	74.00	-35.26 peak
4	10580.000	11.35	37.72	38.08	31.74	42.73	68.20	-25.47 peak
5	15870.000	14.80	40.92	40.55	34.45	49.62	74.00	-24.38 peak
6	17896.250	16.02	43.38	40.22	28.03	47.21	54.00	-6.79 Average
7	17896.250	16.02	43.38	40.22	36.34	55.52	74.00	-18.48 peak



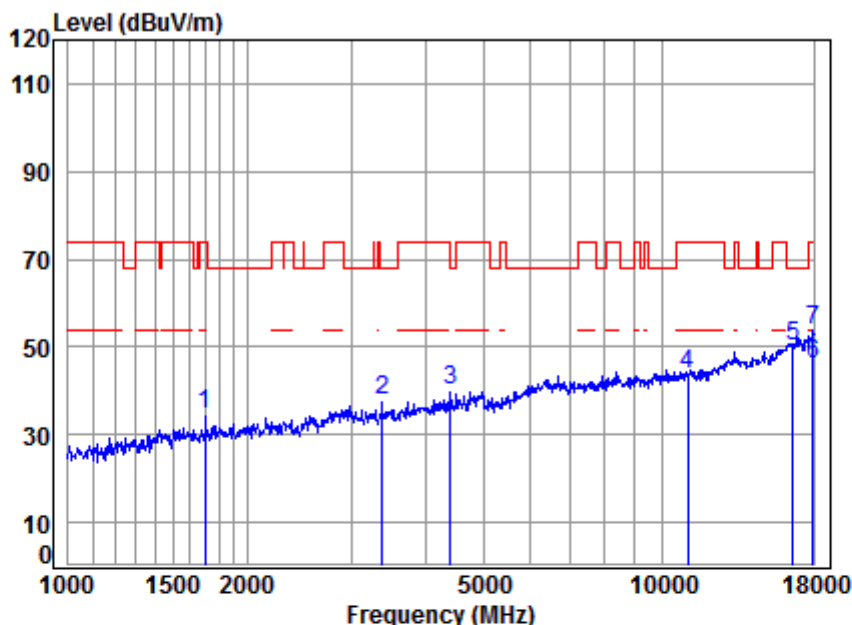
4.3.2.1.112 11AC80\_MIMO\_58\_Horizontal



Site : chamber  
Condition: 3m HORIZONTAL  
Job No : 10002  
Mode : 5290 TX RSE  
Note : 5G WIFI 11AC80

	Cable	Ant	Preamp	Read	Limit	Over		
Freq	Loss	Factor	Factor	Level	Level	Line	Limit	Remark
MHz	dB	dB/m	dB	dBuV	dBuV/m	dBuV/m	dB	
1	5.19	25.47	40.64	41.09	31.11	74.00	-42.89	peak
2	6.35	31.51	41.96	40.94	36.84	68.20	-31.36	peak
3	7.54	33.57	43.29	41.25	39.07	68.20	-29.13	peak
4	11.35	37.72	38.08	32.62	43.61	68.20	-24.59	peak
5	14.80	40.92	40.55	34.69	49.86	74.00	-24.14	peak
6	16.08	43.44	40.21	25.59	44.90	54.00	-9.10	Average
7	16.08	43.44	40.21	34.08	53.39	74.00	-20.61	peak

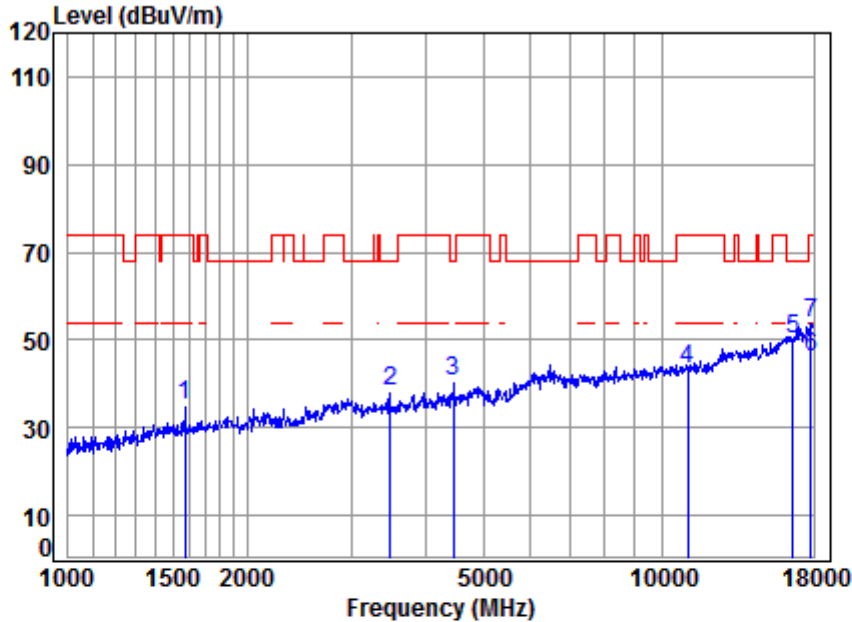
4.3.2.1.113 11AC80\_MIMO\_106\_Vertical



Site : chamber  
 Condition: 3m VERTICAL  
 Job No : 10002  
 Mode : 5530 TX RSE  
 Note : 5G WIFI 11AC80

	Cable	Ant	Preamp	Read	Limit	Over		
Freq	Loss	Factor	Factor	Level	Level	Line	Limit	Remark
MHz	dB	dB/m	dB	dBuV	dBuV/m	dBuV/m	dB	
1	1697.129	5.23	26.66	40.83	43.62	34.68	74.00	-39.32 peak
2	3376.523	6.35	31.51	41.96	41.97	37.87	68.20	-30.33 peak
3	4405.090	7.46	33.44	43.20	42.56	40.26	68.20	-27.94 peak
4	11060.000	11.69	37.81	38.30	32.43	43.63	74.00	-30.37 peak
5	16590.000	14.90	42.27	40.42	33.53	50.28	68.20	-17.92 peak
6	17948.050	16.08	43.44	40.21	26.83	46.14	54.00	-7.86 Average
7	17948.050	16.08	43.44	40.21	34.69	54.00	74.00	-20.00 peak

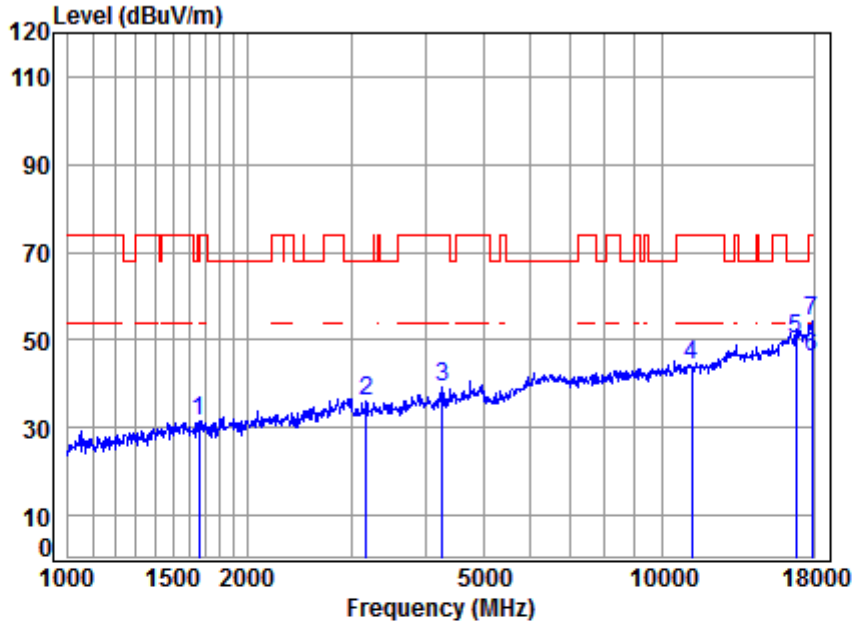
4.3.2.1.114 11AC80\_MIMO\_106\_Horizontal



Site : chamber  
Condition: 3m HORIZONTAL  
Job No : 10002  
Mode : 5530 TX RSE  
Note : 5G WIFI 11AC80

	Cable	Ant	Preamp	Read	Limit	Over		
Freq	Loss	Factor	Factor	Level	Level	Line	Limit	Remark
MHz	dB	dB/m	dB	dBuV	dBuV/m	dBuV/m	dB	
1	1574.265	5.38	26.14	40.75	44.50	35.27	74.00	-38.73 peak
2	3485.601	6.45	31.68	42.10	42.39	38.42	68.20	-29.78 peak
3	4456.315	7.51	33.53	43.26	42.91	40.69	68.20	-27.51 peak
4	11060.000	11.69	37.81	38.30	32.23	43.43	74.00	-30.57 peak
5	16590.000	14.90	42.27	40.42	33.25	50.00	68.20	-18.20 peak
6	17793.090	15.91	43.25	40.23	27.00	45.93	54.00	-8.07 Average
7	17793.090	15.91	43.25	40.23	34.98	53.91	74.00	-20.09 peak

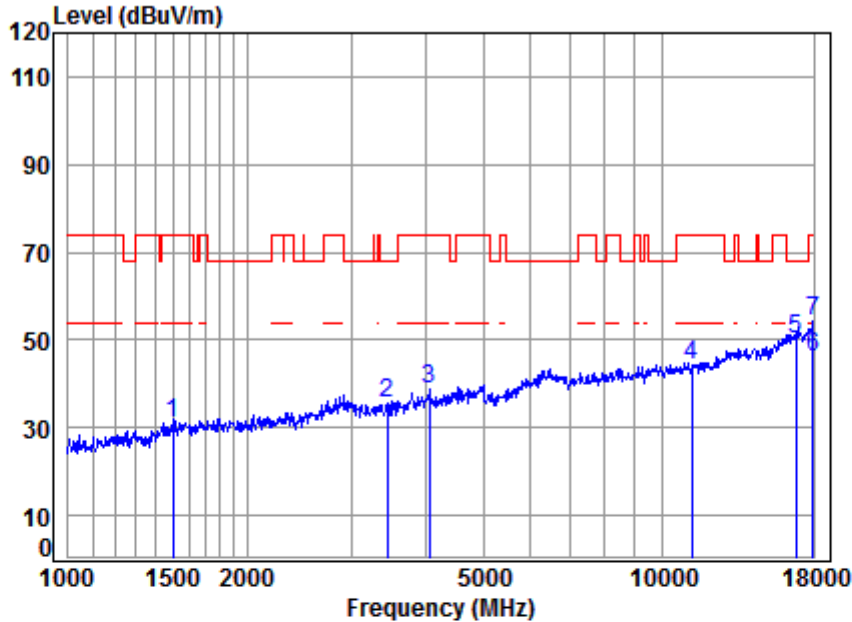
4.3.2.1.115 11AC80\_MIMO\_122\_Vertical



Site : chamber  
 Condition: 3m VERTICAL  
 Job No : 10002  
 Mode : 5610 TX RSE  
 Note : 5G WIFI 11AC80

	Cable	Ant	Preamp	Read	Limit	Over		
Freq	Loss	Factor	Factor	Level	Level	Line	Limit	Remark
MHz	dB	dB/m	dB	dBuV	dBuV/m	dBuV/m	dB	
1	5.27	26.52	40.81	40.67	31.65	74.00	-42.35	peak
2	6.16	31.20	41.67	40.30	35.99	68.20	-32.21	peak
3	7.30	33.19	43.06	41.67	39.10	74.00	-34.90	peak
4	11.86	37.84	38.37	32.75	44.08	74.00	-29.92	peak
5	15.97	42.47	40.38	32.30	50.36	68.20	-17.84	peak
6	16.02	43.38	40.22	26.96	46.14	54.00	-7.86	Average
7	16.02	43.38	40.22	35.15	54.33	74.00	-19.67	peak

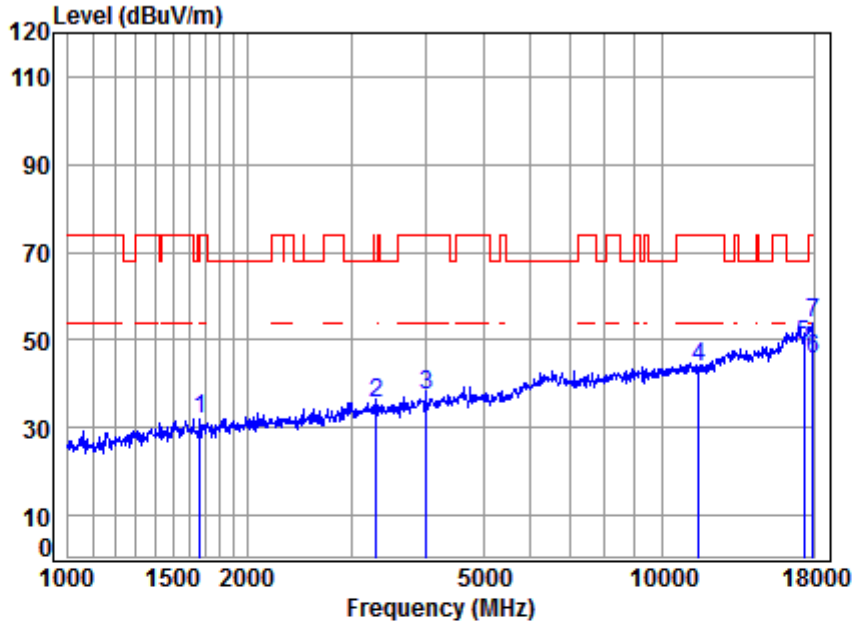
4.3.2.1.116 11AC80\_MIMO\_122\_Horizontal



Site : chamber  
Condition: 3m HORIZONTAL  
Job No : 10002  
Mode : 5610 TX RSE  
Note : 5G WIFI 11AC80

	Cable	Ant	Preamp	Read	Limit	Over		
Freq	Loss	Factor	Factor	Level	Level	Line	Limit	Remark
MHz	dB	dB/m	dB	dBuV	dBuV/m	dBuV/m	dB	
1	1498.781	5.48	25.80	40.71	40.53	31.10	74.00	-42.90 peak
2	3445.535	6.41	31.62	42.05	39.64	35.62	68.20	-32.58 peak
3	4062.629	7.06	32.82	42.82	41.84	38.90	74.00	-35.10 peak
4	11220.000	11.86	37.84	38.37	33.08	44.41	74.00	-29.59 peak
5	16830.000	15.97	42.47	40.38	31.99	50.05	68.20	-18.15 peak
6	17948.050	16.08	43.44	40.21	26.91	46.22	54.00	-7.78 Average
7	17948.050	16.08	43.44	40.21	35.15	54.46	74.00	-19.54 peak

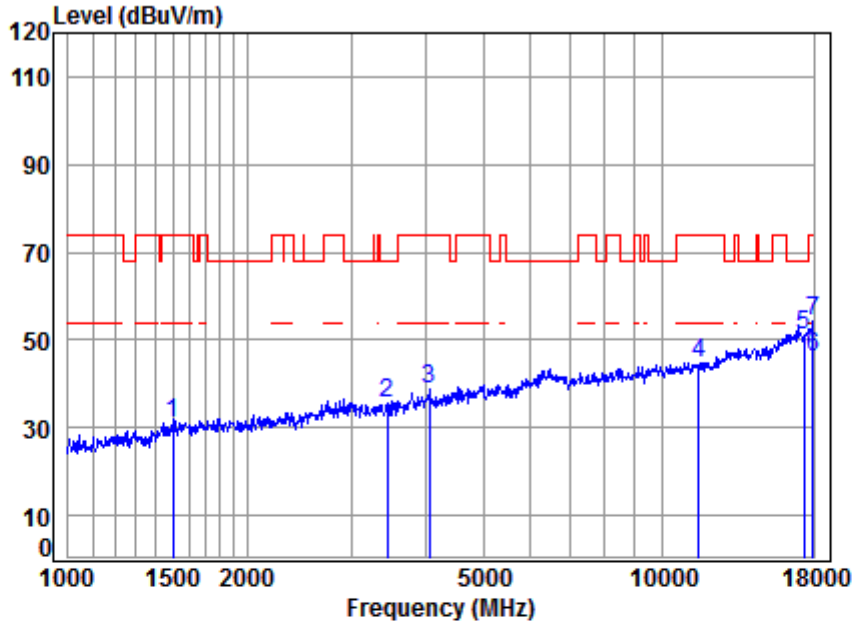
4.3.2.1.117 11AC80\_MIMO\_155\_Vertical



Site : chamber  
Condition: 3m VERTICAL  
Job No : 10002  
Mode : 5775 TX RSE  
Note : 5G WIFI 11AC80

	Cable	Ant	Preamp	Read	Limit	Over		
Freq	Loss	Factor	Factor	Level	Level	Line	Limit	Remark
MHz	dB	dB/m	dB	dBuV	dBuV/m	dBuV/m	dB	
1	1667.951	5.27	26.54	40.81	40.97	31.97	74.00	-42.03 peak
2	3299.344	6.28	31.39	41.85	39.75	35.57	68.20	-32.63 peak
3	4004.339	6.99	32.71	42.76	40.47	37.41	74.00	-36.59 peak
4	11550.000	12.16	37.88	38.51	32.19	43.72	74.00	-30.28 peak
5	17325.000	15.98	42.80	40.30	30.44	48.92	68.20	-19.28 peak
6	17948.050	16.08	43.44	40.21	26.30	45.61	54.00	-8.39 Average
7	17948.050	16.08	43.44	40.21	34.35	53.66	74.00	-20.34 peak

4.3.2.1.118 11AC80\_MIMO\_155\_Horizontal

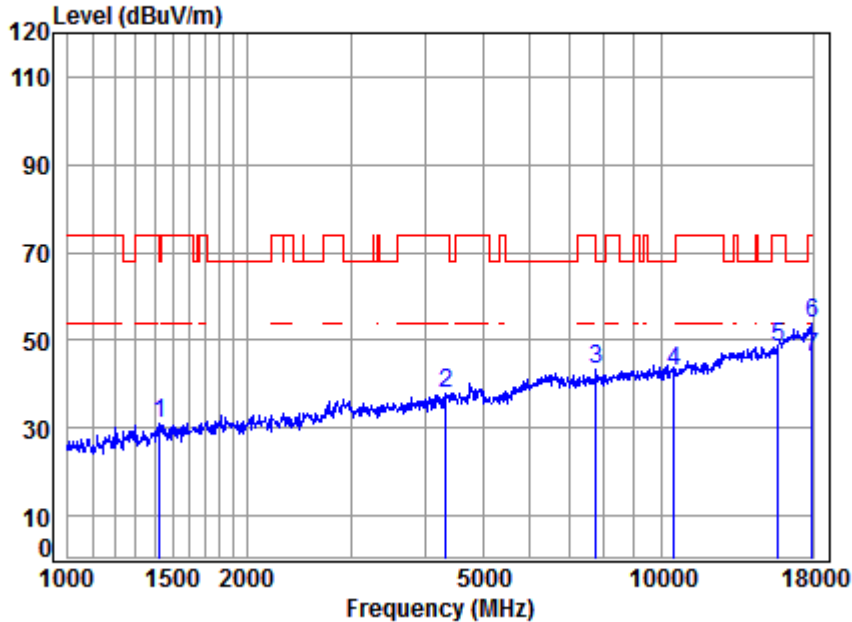


Site : chamber  
 Condition: 3m HORIZONTAL  
 Job No : 10002  
 Mode : 5775 TX RSE  
 Note : 5G WIFI 11AC80

	Cable	Ant	Preamp	Read	Limit	Over		
Freq	Loss	Factor	Factor	Level	Level	Line	Limit	Remark
MHz	dB	dB/m	dB	dBuV	dBuV/m	dBuV/m	dB	
1	1498.781	5.48	25.80	40.71	40.53	31.10	74.00	-42.90 peak
2	3445.535	6.41	31.62	42.05	39.64	35.62	68.20	-32.58 peak
3	4062.629	7.06	32.82	42.82	41.84	38.90	74.00	-35.10 peak
4	11550.000	12.16	37.88	38.51	33.06	44.59	74.00	-29.41 peak
5	17325.000	15.98	42.80	40.30	32.61	51.09	68.20	-17.11 peak
6	17948.050	16.08	43.44	40.21	26.67	45.98	54.00	-8.02 Average
7	17948.050	16.08	43.44	40.21	35.15	54.46	74.00	-19.54 peak



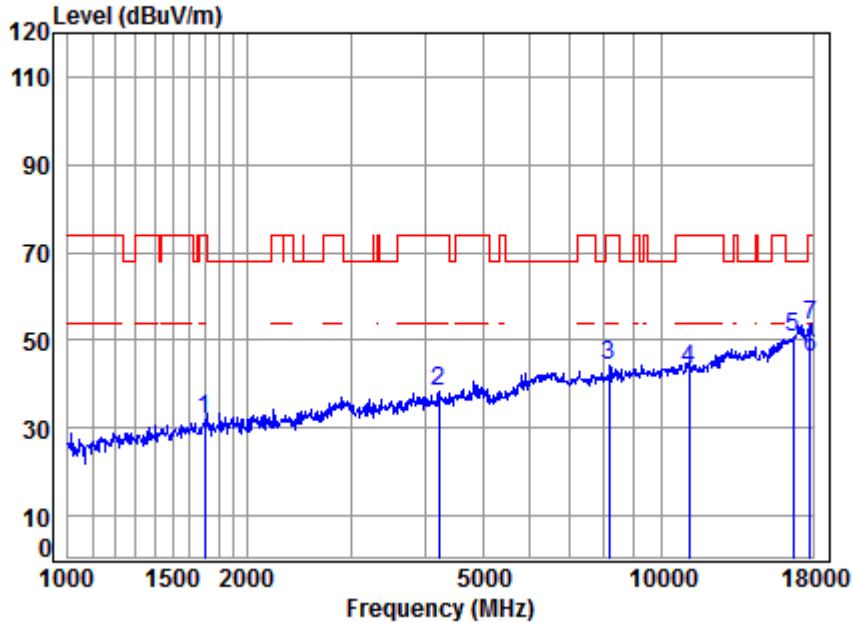
4.3.2.1.119 11AC160\_MIMO\_50\_Vertical



Site : chamber  
Condition: 3m VERTICAL  
Job No : 10002  
Mode : 5250 TX RSE  
Note : 5G WIFI 11AC160

	Cable	Ant	Preamp	Read	Limit	Over		
Freq	Loss	Factor	Factor	Level	Level	Line	Limit	Remark
MHz	dB	dB/m	dB	dBuV	dBuV/m	dBuV/m	dB	
1	1426.916	5.24	25.53	40.66	41.03	31.14	74.00	-42.86 peak
2	4341.886	7.38	33.33	43.14	40.30	37.87	74.00	-36.13 peak
3	7762.260	9.97	36.51	41.46	38.14	43.16	68.20	-25.04 peak
4	10500.000	11.29	37.70	38.04	32.10	43.05	68.20	-25.15 peak
5	15750.000	14.62	40.85	40.57	33.49	48.39	74.00	-25.61 peak
6	17948.050	16.08	43.44	40.21	34.71	54.02	74.00	-19.98 Peak
7	17948.050	16.08	43.44	40.21	26.97	46.28	54.00	-7.72 Average

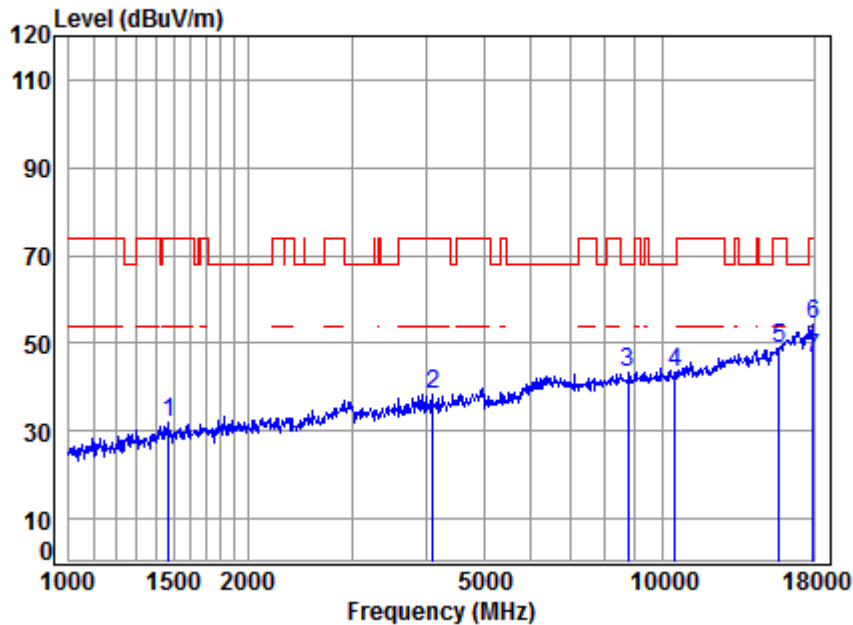
4.3.2.1.120 11AC160\_MIMO\_114\_Vertical



Site : chamber  
 Condition: 3m VERTICAL  
 Job No : 10002  
 Mode : 5570 TX RSE  
 Note : 5G WIFI 11AC160

	Cable	Ant	Preamp	Read	Limit	Over		
Freq	Loss	Factor	Factor	Level	Level	Line	Limit	Remark
MHz	dB	dB/m	dB	dBuV	dBuV/m	dBuV/m	dB	
1	1697.129	5.23	26.66	40.83	40.86	31.92	74.00	-42.08 peak
2	4218.186	7.24	33.11	43.00	40.86	38.21	74.00	-35.79 peak
3	8176.795	10.07	36.81	40.96	38.26	44.18	74.00	-29.82 peak
4	11140.000	11.78	37.83	38.33	31.99	43.27	74.00	-30.73 peak
5	16710.000	15.44	42.37	40.40	33.21	50.62	68.20	-17.58 peak
6	17844.590	15.97	43.32	40.22	26.82	45.89	54.00	-8.11 Average
7	17844.590	15.97	43.32	40.22	34.43	53.50	74.00	-20.50 Peak

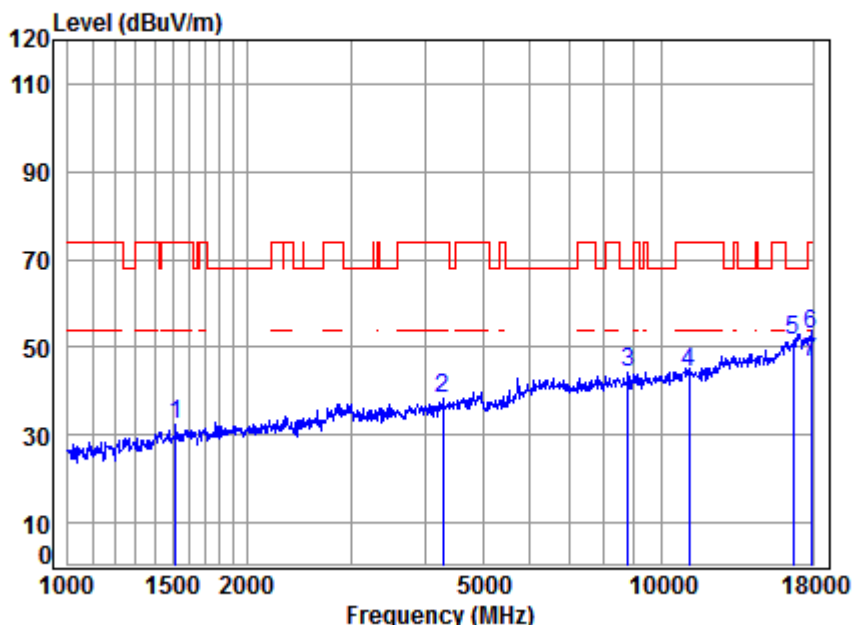
4.3.2.1.121 11AC160\_MIMO\_50\_Horizontal



Site : chamber  
 Condition: 3m HORIZONTAL  
 Job No : 10002  
 Mode : 5250 TX RSE  
 Note : 5G WIFI 11AC160

	Cable	Ant	Preamp	Read	Limit	Over		
Freq	Loss	Factor	Factor	Level	Level	Line	Limit	Remark
MHz	dB	dB/m	dB	dBuV	dBuV/m	dBuV/m	dB	
1	1473.013	5.39	25.70	40.69	41.76	32.16	74.00	-41.84 peak
2	4098.010	7.10	32.88	42.87	41.28	38.39	74.00	-35.61 peak
3	8764.146	10.34	37.11	39.87	35.67	43.25	68.20	-24.95 peak
4	10500.000	11.29	37.70	38.04	32.52	43.47	68.20	-24.73 peak
5	15750.000	14.62	40.85	40.57	33.84	48.74	74.00	-25.26 peak
6	17948.050	16.08	43.44	40.21	35.01	54.32	74.00	-19.68 Peak
7	17948.050	16.08	43.44	40.21	27.25	46.56	54.00	-7.44 Average

4.3.2.1.122 11AC160\_MIMO\_114\_Horizontal



Site : chamber  
 Condition: 3m HORIZONTAL  
 Job No : 10002  
 Mode : 5570 TX RSE  
 Note : 5G WIFI 11AC160

	Cable	Ant	Preamp	Read	Limit	Over		
Freq	Loss	Factor	Factor	Level	Level	Line	Limit	Remark
MHz	dB	dB/m	dB	dBuV	dBuV/m	dBuV/m	dB	
1	5.45	25.89	40.72	41.78	32.40	74.00	-41.60	peak
2	7.33	33.24	43.08	40.85	38.34	74.00	-35.66	peak
3	10.35	37.12	39.82	36.48	44.13	68.20	-24.07	peak
4	11.78	37.83	38.33	33.06	44.34	74.00	-29.66	peak
5	15.44	42.37	40.40	33.94	51.35	68.20	-16.85	peak
6	16.02	43.38	40.22	33.86	53.04	74.00	-20.96	Peak
7	16.02	43.38	40.22	27.23	46.41	54.00	-7.59	Average



Remark:

1) The field strength is calculated by adding the Antenna Factor, Cable Factor & Preamplifier. The basic equation with a sample calculation is as follows:

Final Test Level = Receiver Reading + Antenna Factor + Cable Factor – Preamplifier Factor

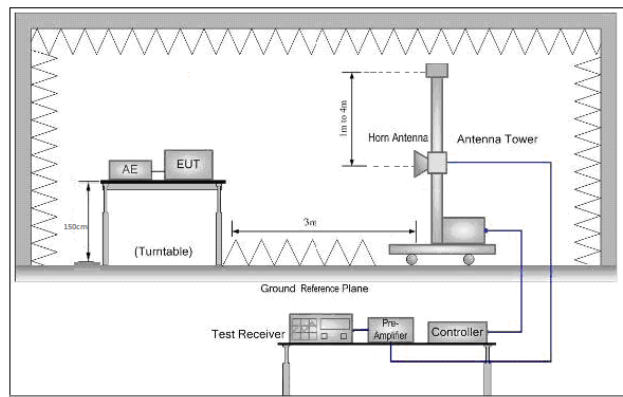
2) Scan from 9kHz to 40GHz, The disturbance between 9KHz to 30MHz and 18GHz to 40GHz was very low, and the above harmonics were the highest point could be found when testing, so only the above harmonics had been displayed. The amplitude of spurious emissions from the radiator which are attenuated more than 20dB below the limit need not be reported .

3) As shown in this section, for frequencies above 1GHz, the field strength limits are based on average limits. However, the peak field strength of any emission shall not exceed the maximum permitted average limits specified above by more than 20 dB under any condition of modulation. So, only the peak measurements were shown in the report.

4) All modes have been tested, but only the worst case data displayed in this report.

### 4.4 Restricted bands around fundamental frequency

Test Requirement:	47 CFR Part 15 Section 15.407(b)		
Test Method:	ANSI C63.10: 2013		
Test Site:	Measurement Distance: 3m (Semi-Anechoic Chamber)		
Limit:	Frequency	Limit (dBuV/m @3m)	Remark
	30MHz-88MHz	40.0	Quasi-peak Value
	88MHz-216MHz	43.5	Quasi-peak Value
	216MHz-960MHz	46.0	Quasi-peak Value
	960MHz-1GHz	54.0	Quasi-peak Value
	Above 1GHz	54.0	Average Value
		74.0	Peak Value
Test Setup:			



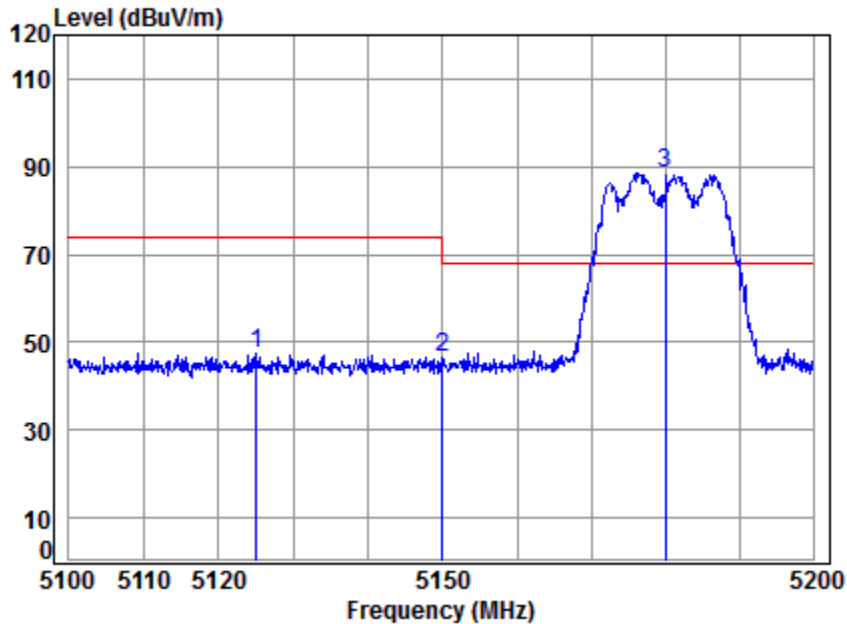


Test Procedure:	<ul style="list-style-type: none"> <li>a. The EUT was placed on the top of a rotating table 1.5 meters above the ground at a 3 meter semi-anechoic chamber. The table was rotated 360 degrees to determine the position of the highest radiation.</li> <li>b. The EUT was set 3 meters away from the interference-receiving antenna, which was mounted on the top of a variable-height antenna tower.</li> <li>c. The antenna height is varied from one meter to four meters above the ground to determine the maximum value of the field strength. Both horizontal and vertical polarizations of the antenna are set to make the measurement.</li> <li>d. For each suspected emission, the EUT was arranged to its worst case and then the antenna was tuned to heights from 1 meter to 4 meters and the rotatable table was turned from 0 degrees to 360 degrees to find the maximum reading.</li> <li>e. The test-receiver system was set to Peak Detect Function and Specified Bandwidth with Maximum Hold Mode.</li> <li>f. Place a marker at the end of the restricted band closest to the transmit frequency to show compliance. Also measure any emissions in the restricted bands. Save the spectrum analyzer plot. Repeat for each power and modulation for lowest and highest channel</li> <li>g. Test the EUT in the outermost channels.</li> <li>h. The radiation measurements are performed in X, Y, Z axis positioning for Transmitting mode, And found the X axis positioning which it is worse case.</li> <li>i. Repeat above procedures until all frequencies measured was complete.</li> </ul>
Exploratory Test Mode:	Transmitting with all kind of modulations, data rates.
Final Test Mode:	<p>Through Pre-scan, find the</p> <p>6Mbps of rate is the worst case of 802.11a;</p> <p>MCS0 of rate is the worst case of 802.11n(HT20);</p> <p>MCS0 of rate is the worst case of 802.11n(HT40);</p> <p>MCSAC0 of rate is the worst case of 802.11ac(HT20);</p> <p>MCSAC0 of rate is the worst case of 802.11ac(HT40);</p> <p>MCSAC0 of rate is the worst case of 802.11ac(HT80);</p> <p>MCSAC0 of rate is the worst case of 802.11ac(HT160);</p> <p>Only the worst case is recorded in the report.</p>
Instruments Used:	Refer to section 5.10 for details
Test Results:	Pass



4.4.1 CDD & MIMO

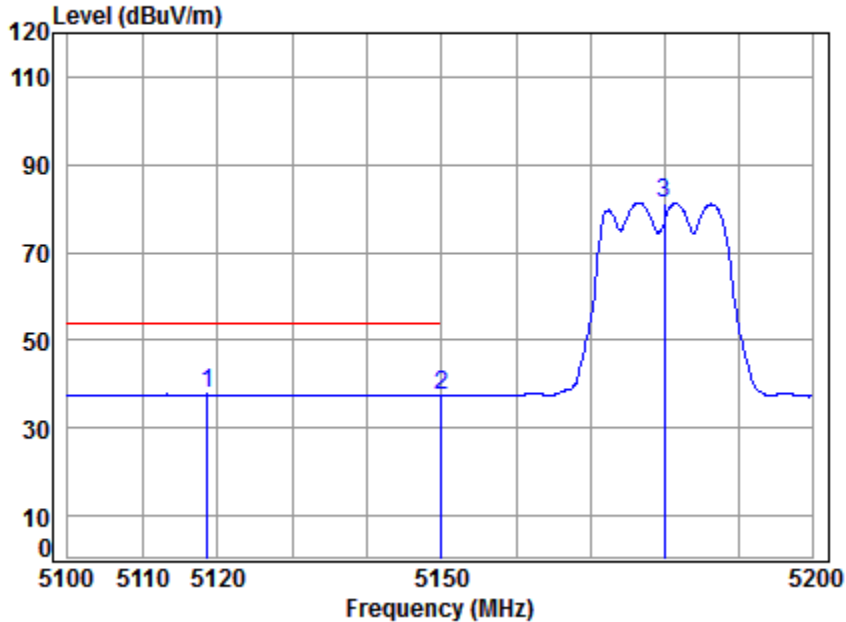
4.4.1.1 11A20\_CDD\_36\_Peak\_Vertical



Site : chamber  
 Condition: 3m VERTICAL  
 Job No : 10002  
 Mode : 5180 Band edge  
 : 5G WIFI 11A  
 : CDD

	Freq	Cable Loss	Ant Factor	Preamp Factor	Read Level	Level	Limit Line	Over Limit	Remark
	MHz	dB	dB/m	dB	dBuV	dBuV/m	dBuV/m	dB	
1	5125.017	8.29	34.30	43.67	48.71	47.63	74.00	-26.37	peak
2	5149.980	8.33	34.32	43.64	47.47	46.48	74.00	-27.52	peak
3 *	5180.000	8.37	34.35	43.61	89.47	88.58	68.20	20.38	peak

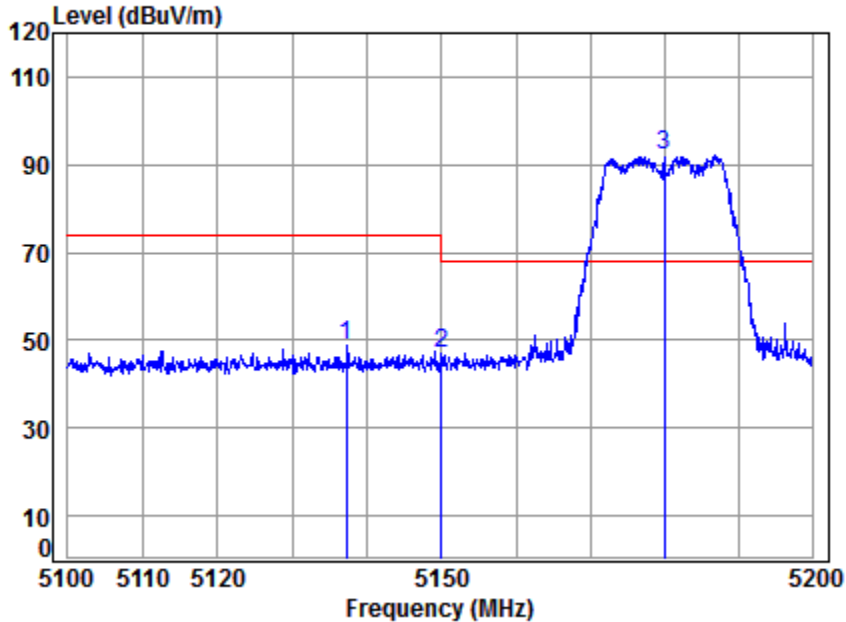
4.4.1.2 11A20\_CDD\_36\_Average\_Vertical



Site : chamber  
 Condition: 3m VERTICAL  
 Job No : 10002  
 Mode : 5180 Band edge  
 : 5G WIFI 11A  
 : CDD

	Freq	Cable Loss	Ant Factor	Preamp Factor	Read Level	Limit Level	Over Limit	Remark
	MHz	dB	dB/m	dB	dBuV	dBuV/m	dBuV/m	dB
1	5118.652	8.28	34.30	43.68	38.77	37.67	54.00	-16.33 Average
2	5149.980	8.33	34.32	43.64	38.56	37.57	54.00	-16.43 Average
3	5180.000	8.37	34.35	43.61	82.27	81.38	-----	----- Average

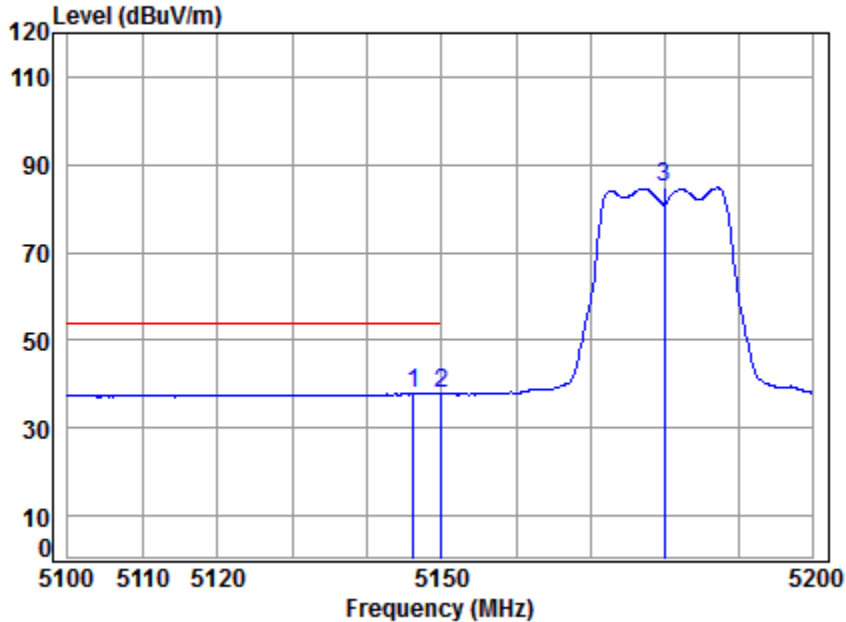
4.4.1.3 11A20\_CDD\_36\_Peak\_Horizontal



Site : chamber  
 Condition: 3m HORIZONTAL  
 Job No : 10002  
 Mode : 5180 Band edge  
 : 5G WIFI 11A  
 : CDD

	Freq	Cable Loss	Ant Factor	Preamp Factor	Read Level	Level	Limit Line	Over Limit	Remark
	MHz	dB	dB/m	dB	dBuV	dBuV/m	dBuV/m	dB	
1	5137.272	8.31	34.31	43.66	49.79	48.75	74.00	-25.25	peak
2	5149.980	8.33	34.32	43.64	47.89	46.90	74.00	-27.10	peak
3 *	5180.000	8.37	34.35	43.61	93.02	92.13	68.20	23.93	peak

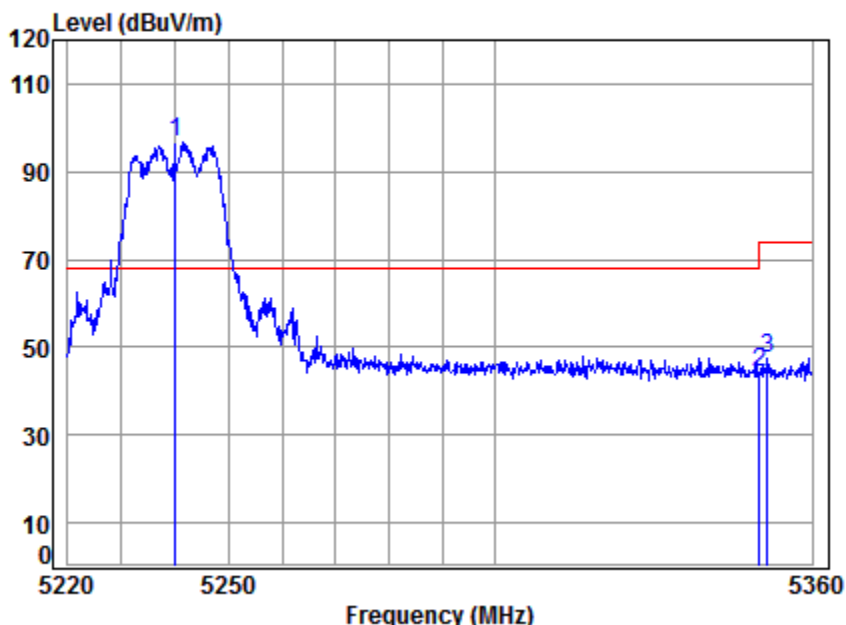
4.4.1.4 11A20\_CDD\_36\_Average\_Horizontal



Site : chamber  
 Condition: 3m HORIZONTAL  
 Job No : 10002  
 Mode : 5180 Band edge  
 : 5G WIFI 11A  
 : CDD

	Freq	Cable Loss	Ant Factor	Preamp Factor	Read Level	Limit Level	Over Limit	Remark
	MHz	dB	dB/m	dB	dBuV	dBuV/m	dBuV/m	dB
1	5146.258	8.32	34.32	43.65	38.92	37.91	54.00	-16.09 Average
2	5149.980	8.33	34.32	43.64	38.83	37.84	54.00	-16.16 Average
3	5180.000	8.37	34.35	43.61	85.61	84.72	-----	----- Average

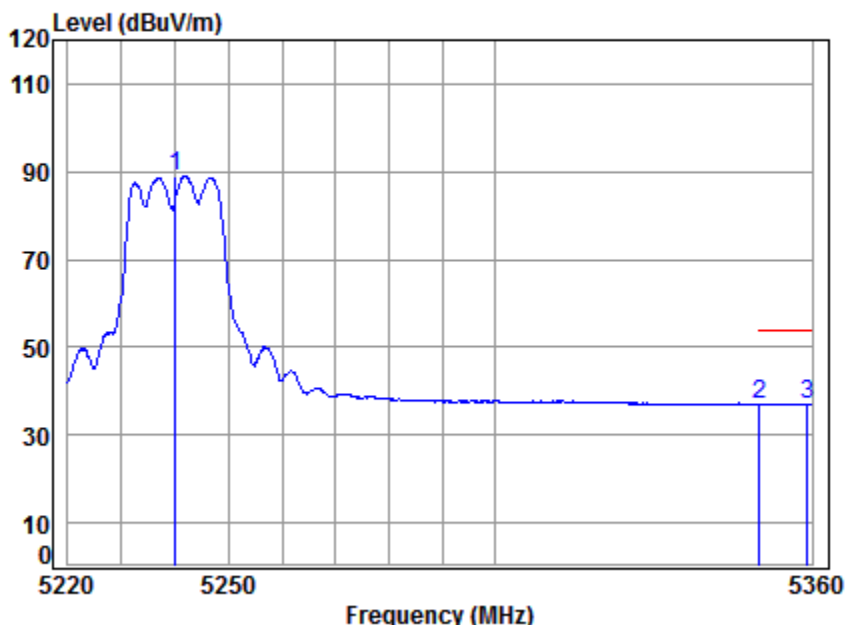
4.4.1.5 11A20\_CDD\_48\_Peak\_Vertical



Site : chamber  
 Condition: 3m VERTICAL  
 Job No : 10002  
 Mode : 5240 Band edge  
 : 5G WIFI 11A  
 : CDD

	Cable	Ant	Preamp	Read	Limit	Over		
Freq	Loss	Factor	Factor	Level	Level	Line	Limit	Remark
MHz	dB	dB/m	dB	dBuV	dBuV/m	dBuV/m	dB	
1 *	8.46	34.40	43.55	97.19	96.50	68.20	28.30	peak
2	8.63	34.48	43.44	44.78	44.45	74.00	-29.55	peak
3	8.63	34.49	43.44	47.93	47.61	74.00	-26.39	peak

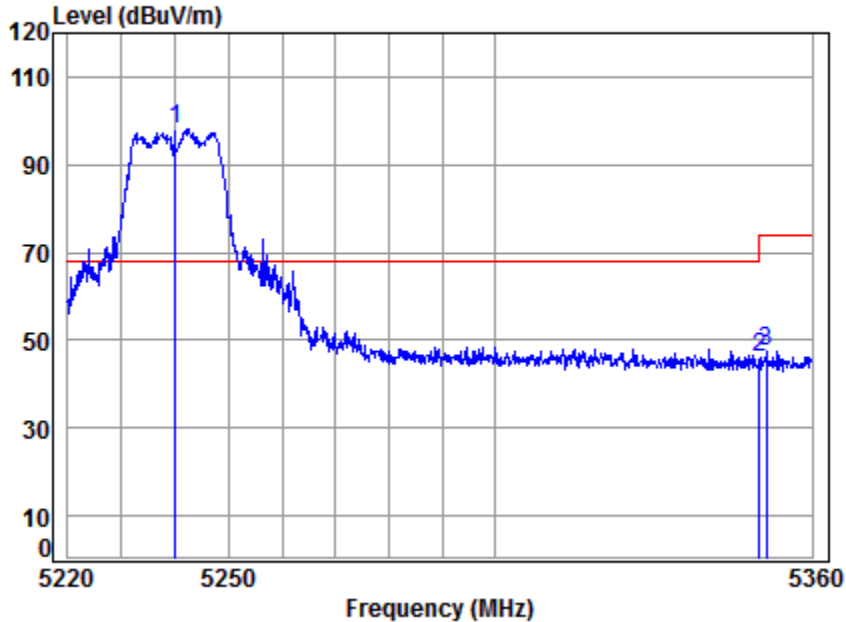
4.4.1.6 11A20\_CDD\_48\_Average\_Vertical



Site : chamber  
 Condition: 3m VERTICAL  
 Job No : 10002  
 Mode : 5240 Band edge  
 : 5G WIFI 11A  
 : CDD

	Freq	Cable Loss	Ant Factor	Preamp Factor	Read Level	Level	Limit Line	Over Limit	Remark
	MHz	dB	dB/m	dB	dBuV	dBuV/m	dBuV/m	dB	
1	5240.000	8.46	34.40	43.55	89.54	88.85	-----	-----	Average
2	5350.020	8.63	34.48	43.44	37.34	37.01	54.00	-16.99	Average
3	5359.149	8.64	34.49	43.43	37.34	37.04	54.00	-16.96	Average

4.4.1.7 11A20\_CDD\_48\_Peak\_Horizontal

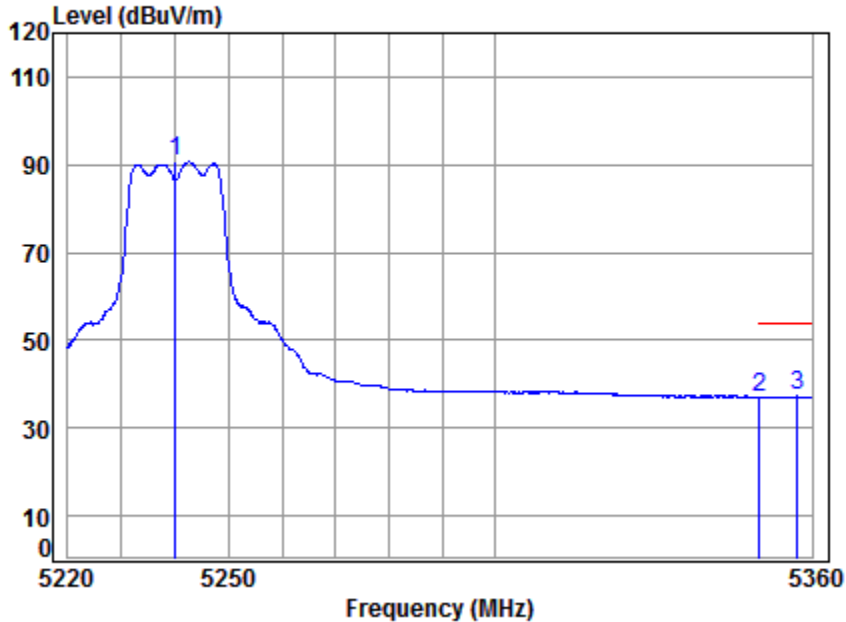


Site : chamber  
Condition: 3m HORIZONTAL  
Job No : 10002  
Mode : 5240 Band edge  
: 5G WIFI 11A  
: CDD

	Cable	Ant	Preamp	Read	Limit	Over		
Freq	Loss	Factor	Factor	Level	Level	Line	Limit	Remark
MHz	dB	dB/m	dB	dBuV	dBuV/m	dBuV/m	dB	
1 *	8.46	34.40	43.55	98.85	98.16	68.20	29.96	peak
2	8.63	34.48	43.44	46.60	46.27	74.00	-27.73	peak
3	8.63	34.49	43.44	47.73	47.41	74.00	-26.59	peak



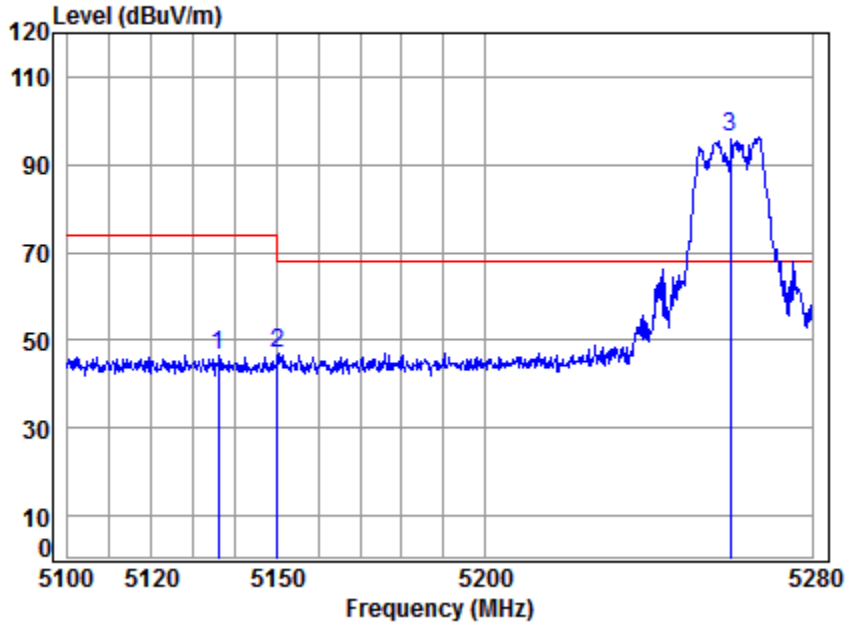
4.4.1.8 11A20\_CDD\_48\_Average\_Horizontal



Site : chamber  
Condition: 3m HORIZONTAL  
Job No : 10002  
Mode : 5240 Band edge  
: 5G WIFI 11A  
: CDD

	Freq	Cable Loss	Ant Factor	Preamp Factor	Read Level	Level	Limit Line	Over Limit	Remark
	MHz	dB	dB/m	dB	dBuV	dBuV/m	dBuV/m	dB	
1	5240.000	8.46	34.40	43.55	91.29	90.60	-----	-----	Average
2	5350.020	8.63	34.48	43.44	37.48	37.15	54.00	-16.85	Average
3	5357.305	8.64	34.49	43.43	37.51	37.21	54.00	-16.79	Average

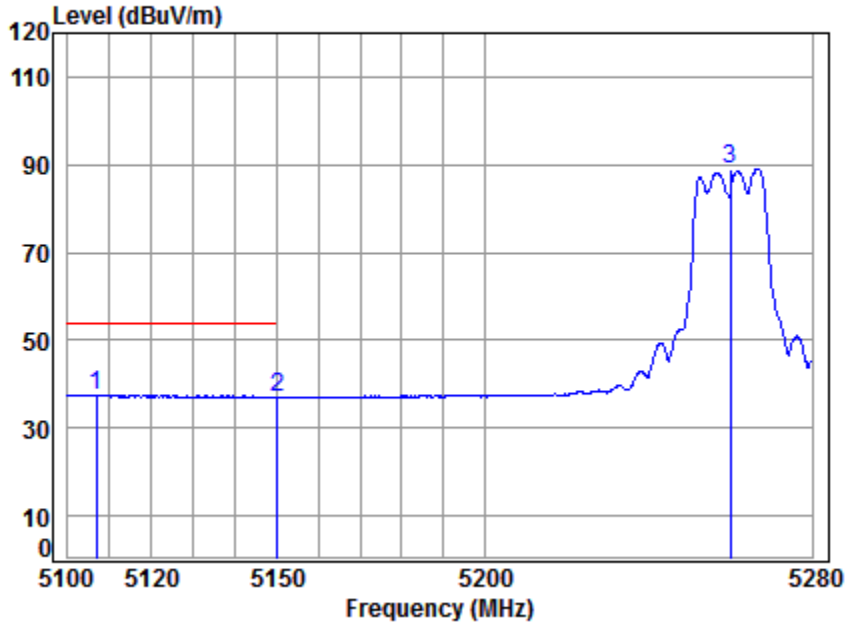
4.4.1.9 11A20\_CDD\_52\_Peak\_Vertical



Site : chamber  
Condition: 3m VERTICAL  
Job No : 10002  
Mode : 5260 Band edge  
: 5G WIFI 11A  
: CDD

	Freq	Cable Loss	Ant Factor	Preamp Factor	Read Level	Limit Level	Over Limit	Remark
	MHz	dB	dB/m	dB	dBuV	dBuV/m	dBuV/m	dB
1	5136.037	8.30	34.31	43.66	47.59	46.54	74.00	-27.46 peak
2	5149.980	8.33	34.32	43.64	47.90	46.91	74.00	-27.09 peak
3 *	5260.000	8.49	34.41	43.53	96.88	96.25	68.20	28.05 peak

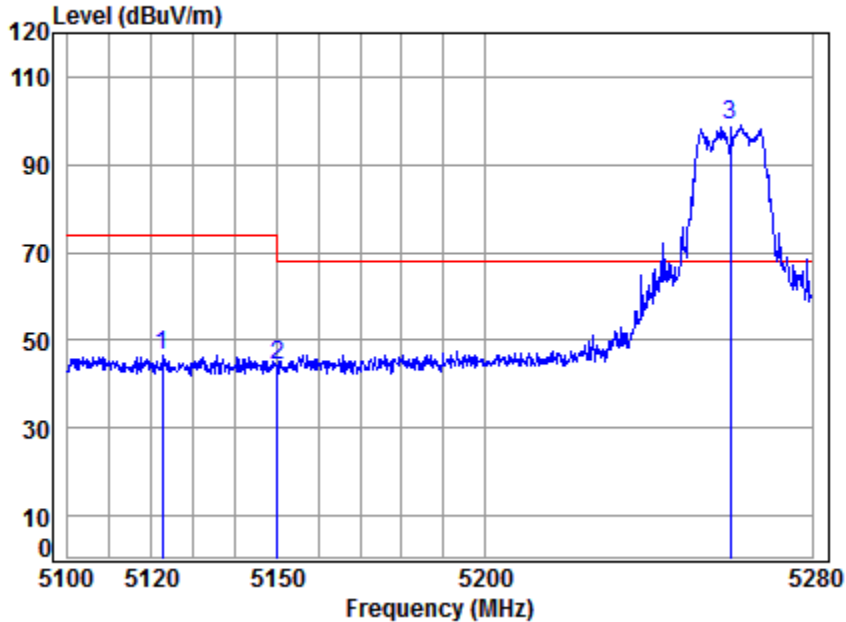
4.4.1.10 11A20\_CDD\_52\_Average\_Vertical



Site : chamber  
Condition: 3m VERTICAL  
Job No : 10002  
Mode : 5260 Band edge  
: 5G WIFI 11A  
: CDD

	Freq	Cable Loss	Ant Factor	Preamp Factor	Read Level	Limit Level	Over Limit	Remark
	MHz	dB	dB/m	dB	dBuV	dBuV/m	dBuV/m	dB
1	5106.904	8.26	34.29	43.69	38.76	37.62	54.00	-16.38 Average
2	5149.980	8.33	34.32	43.64	38.09	37.10	54.00	-16.90 Average
3	5260.000	8.49	34.41	43.53	89.70	89.07	-----	----- Average

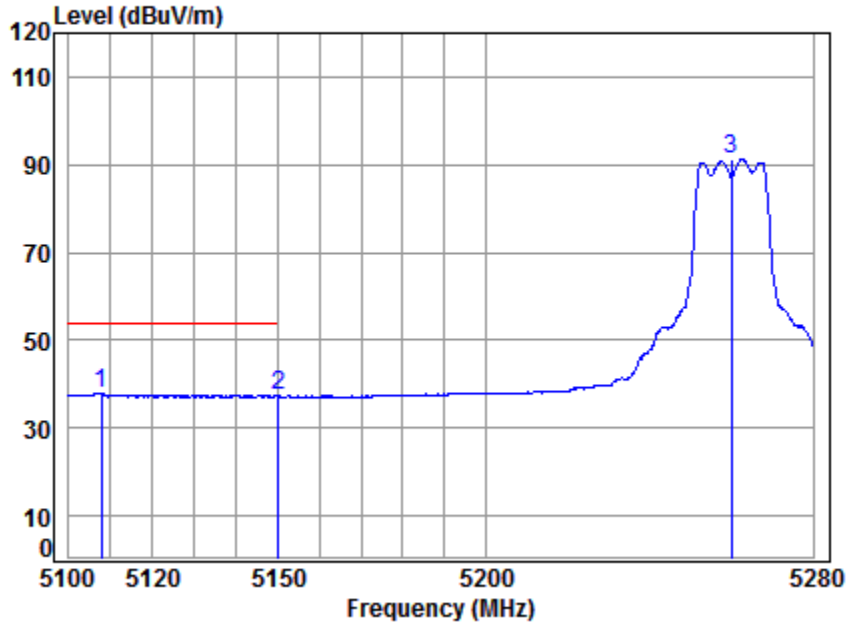
4.4.1.11 11A20\_CDD\_52\_Peak\_Horizontal



Site : chamber  
 Condition: 3m HORIZONTAL  
 Job No : 10002  
 Mode : 5260 Band edge  
 : 5G WIFI 11A  
 : CDD

	Freq	Cable Loss	Ant Factor	Preamp Factor	Read Level	Level	Limit Line	Over Limit	Remark
	MHz	dB	dB/m	dB	dBuV	dBuV/m	dBuV/m	dB	
1	5122.516	8.28	34.30	43.67	47.67	46.58	74.00	-27.42	peak
2	5149.980	8.33	34.32	43.64	45.06	44.07	74.00	-29.93	peak
3 *	5260.000	8.49	34.41	43.53	99.53	98.90	68.20	30.70	peak

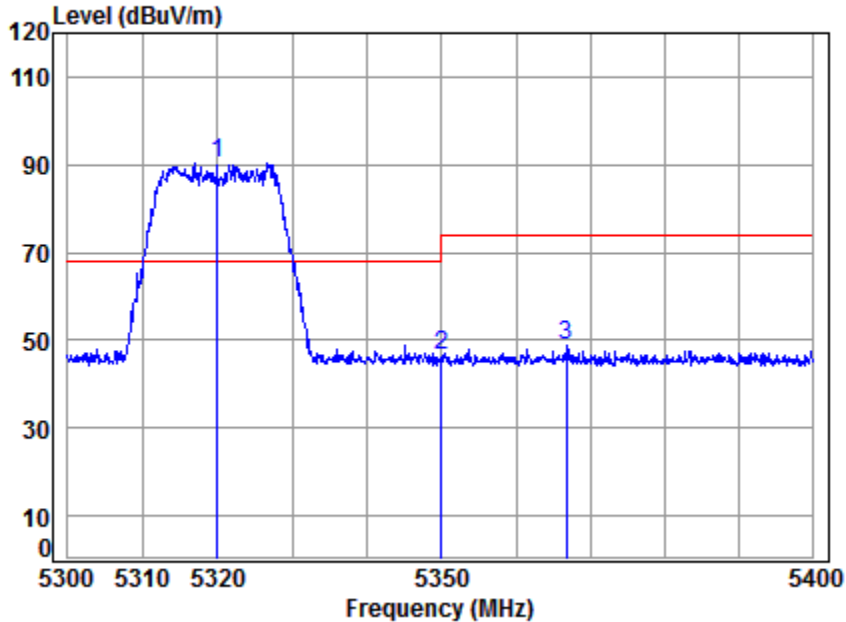
4.4.1.12 11A20\_CDD\_52\_Average\_Horizontal



Site : chamber  
 Condition: 3m HORIZONTAL  
 Job No : 10002  
 Mode : 5260 Band edge  
 : 5G WIFI 11A  
 : CDD

	Freq	Cable Loss	Ant Factor	Preamp Factor	Read Level	Limit Level	Over Limit	Remark
	MHz	dB	dB/m	dB	dBuV	dBuV/m	dBuV/m	dB
1	5107.790	8.26	34.29	43.69	39.12	37.98	54.00	-16.02 Average
2	5149.980	8.33	34.32	43.64	38.24	37.25	54.00	-16.75 Average
3	5260.000	8.49	34.41	43.53	91.79	91.16	-----	----- Average

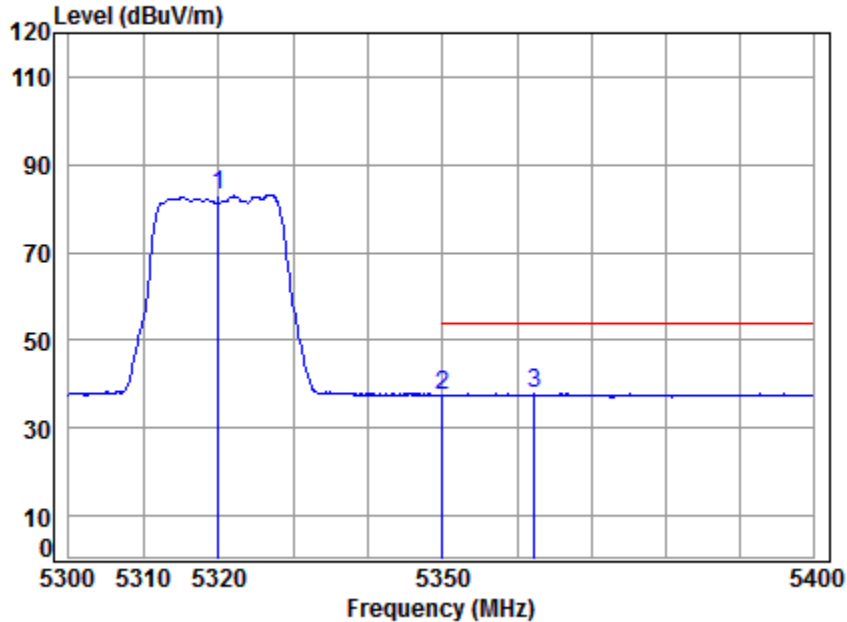
4.4.1.13 11A20\_CDD\_64\_Peak\_Vertical



Site : chamber  
 Condition: 3m VERTICAL  
 Job No : 10002  
 Mode : 5320 Band edge  
 : 5G WIFI 11A  
 : CDD

	Cable	Ant	Preamp	Read	Limit	Over		
Freq	Loss	Factor	Factor	Level	Level	Line	Limit	Remark
MHz	dB	dB/m	dB	dBuV	dBuV/m	dBuV/m	dB	
1 *	8.58	34.46	43.47	90.93	90.50	68.20	22.30	Peak
2	8.63	34.48	43.44	46.88	46.55	74.00	-27.45	Peak
3	8.65	34.50	43.42	49.16	48.89	74.00	-25.11	Peak

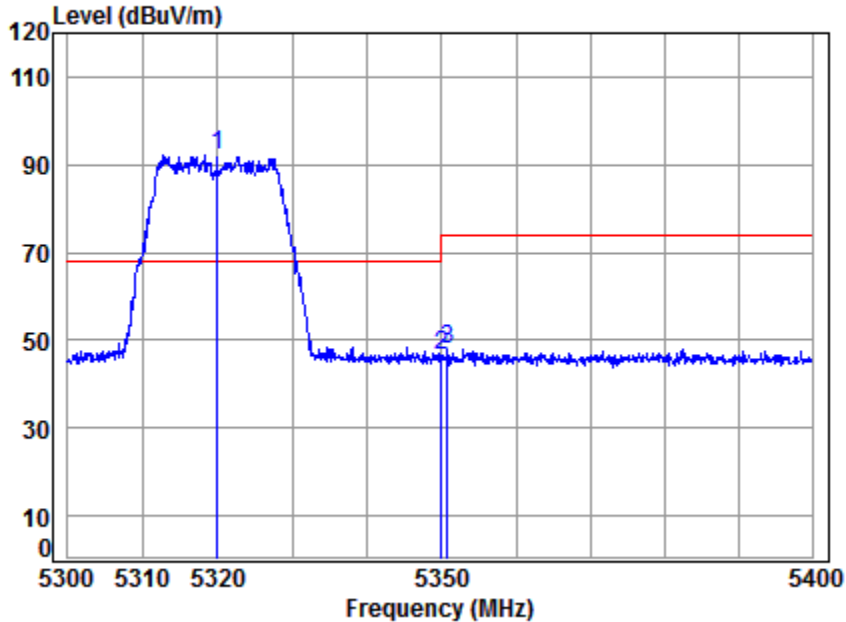
4.4.1.14 11A20\_CDD\_64\_Average\_Vertical



Site : chamber  
 Condition: 3m VERTICAL  
 Job No : 10002  
 Mode : 5320 Band edge  
 : 5G WIFI 11A  
 : CDD

	Freq	Cable Loss	Ant Factor	Preamp Factor	Read Level	Level	Limit Line	Over Limit	Remark
	MHz	dB	dB/m	dB	dBuV	dBuV/m	dBuV/m	dB	
1	5320.000	8.58	34.46	43.47	83.57	83.14	-----	-----	Average
2	5350.020	8.63	34.48	43.44	37.90	37.57	54.00	-16.43	Average
3	5362.381	8.65	34.49	43.43	38.07	37.78	54.00	-16.22	Average

4.4.1.15 11A20\_CDD\_64\_Peak\_Horizontal

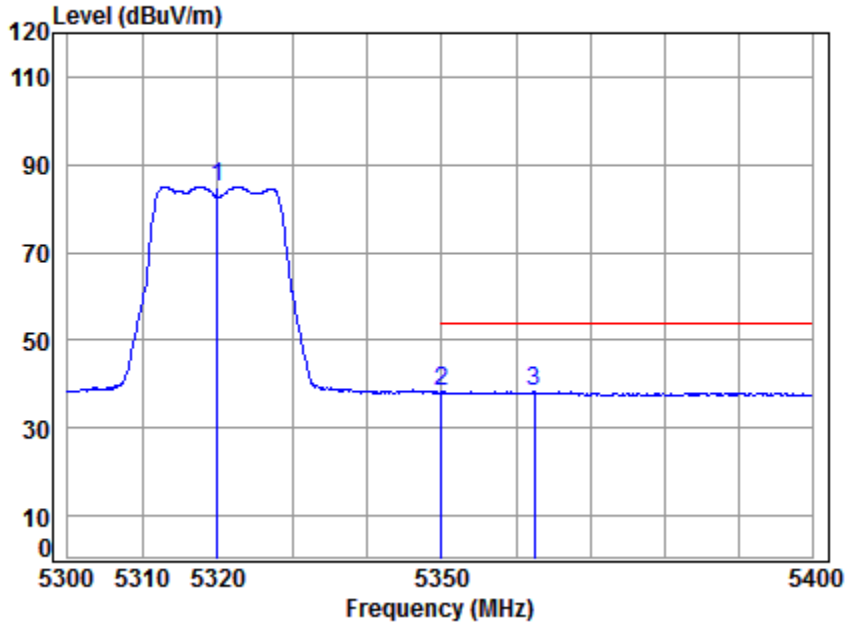


Site : chamber  
 Condition: 3m HORIZONTAL  
 Job No : 10002  
 Mode : 5320 Band edge  
 : 5G WIFI 11A  
 : CDD

	Cable	Ant	Preamp	Read	Limit	Over		
Freq	Loss	Factor	Factor	Level	Level	Line	Limit	Remark
MHz	dB	dB/m	dB	dBuV	dBuV/m	dBuV/m	dB	
1 *	8.58	34.46	43.47	92.68	92.25	68.20	24.05	peak
2	8.63	34.48	43.44	46.89	46.56	74.00	-27.44	peak
3	8.63	34.48	43.44	48.08	47.75	74.00	-26.25	peak



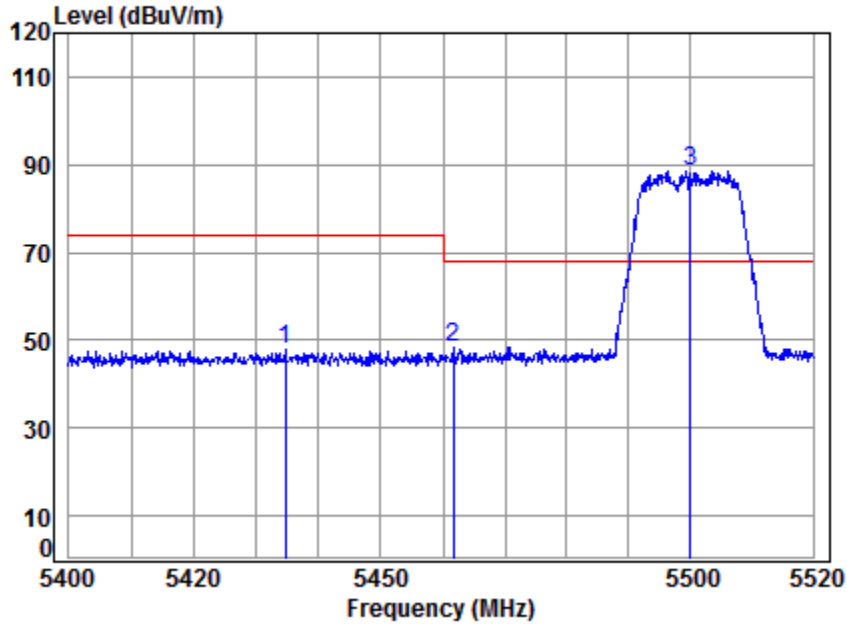
4.4.1.16 11A20\_CDD\_64\_Average\_Horizontal



Site : chamber  
 Condition: 3m HORIZONTAL  
 Job No : 10002  
 Mode : 5320 Band edge  
 : 5G WIFI 11A  
 : CDD

	Freq	Cable Loss	Ant Factor	Preamp Factor	Read Level	Level	Limit Line	Over Limit	Remark
	MHz	dB	dB/m	dB	dBuV	dBuV/m	dBuV/m	dB	
1	5320.000	8.58	34.46	43.47	85.47	85.04	-----	-----	Average
2	5350.020	8.63	34.48	43.44	38.48	38.15	54.00	-15.85	Average
3	5362.481	8.65	34.49	43.43	38.63	38.34	54.00	-15.66	Average

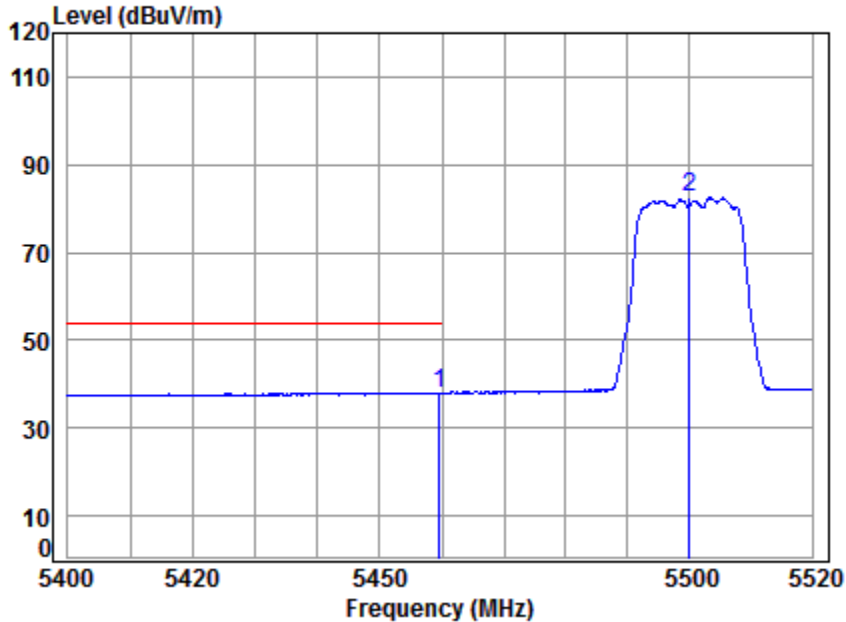
4.4.1.17 11A20\_CDD\_100\_Peak\_Vertical



Site : chamber  
 Condition: 3m VERTICAL  
 Job No : 10002  
 Mode : 5500 Band edge  
       : 5G WIFI 11A  
       : CDD

	Freq	Cable Loss	Ant Factor	Preamp Factor	Read Level	Limit Level	Over Limit	Remark
	MHz	dB	dB/m	dB	dBuV	dBuV/m	dBuV/m	dB
1	5434.648	8.75	34.55	43.36	48.08	48.02	74.00	-25.98 Peak
2	5461.710	8.79	34.57	43.33	48.50	48.53	68.20	-19.67 peak
3 *	5500.000	8.85	34.60	43.29	88.40	88.56	68.20	20.36 Peak

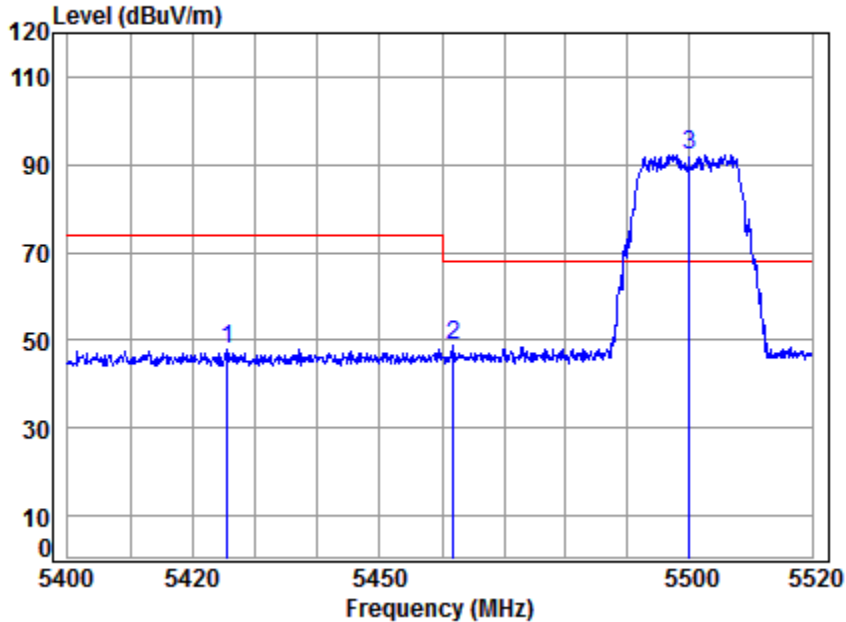
4.4.1.18 11A20\_CDD\_100\_Average\_Vertical



Site : chamber  
 Condition: 3m VERTICAL  
 Job No : 10002  
 Mode : 5500 Band edge  
 : 5G WIFI 11A  
 : CDD

	Freq	Cable Loss	Ant Factor	Preamp Factor	Read Level	Limit Level	Over Limit	Remark
	MHz	dB	dB/m	dB	dBuV	dBuV/m	dBuV/m	dB
1	5459.670	8.79	34.57	43.33	38.01	38.04	54.00	-15.96 Average
2	5500.000	8.85	34.60	43.29	82.31	82.47	-----	----- Average

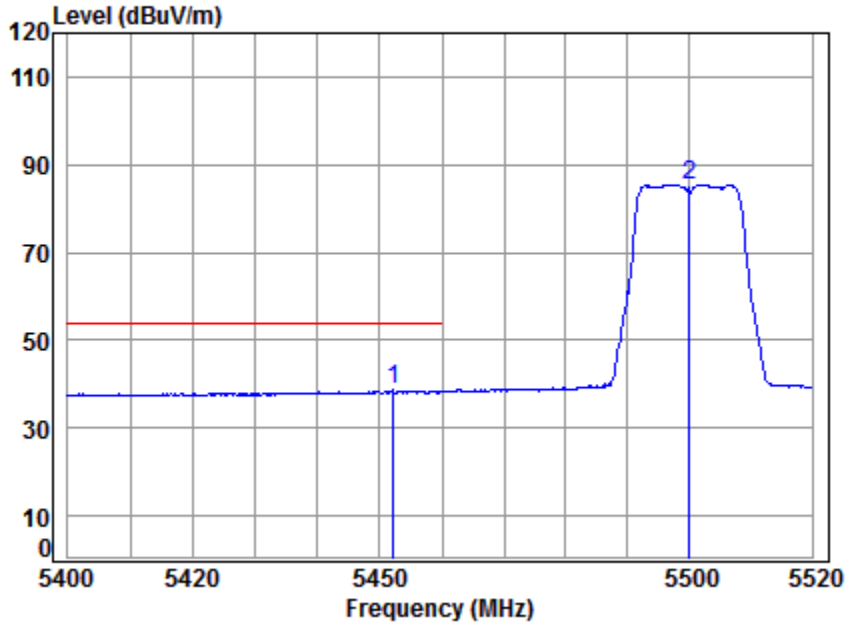
4.4.1.19 11A20\_CDD\_100\_Peak\_Horizontal



Site : chamber  
 Condition: 3m HORIZONTAL  
 Job No : 10002  
 Mode : 5500 Band edge  
 : 5G WIFI 11A  
 : CDD

	Freq	Cable Loss	Ant Factor	Preamp Factor	Read Level	Level	Limit Line	Over Limit	Remark
	MHz	dB	dB/m	dB	dBuV	dBuV/m	dBuV/m	dB	
1	5425.578	8.74	34.54	43.37	47.86	47.77	74.00	-26.23	peak
2	5461.831	8.79	34.57	43.33	48.75	48.78	68.20	-19.42	peak
3 *	5500.000	8.85	34.60	43.29	92.18	92.34	68.20	24.14	peak

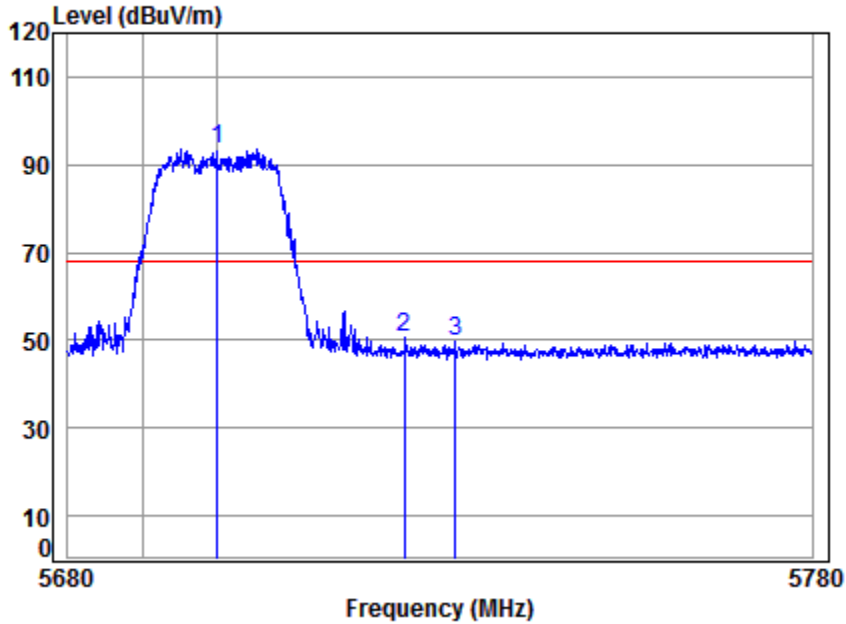
4.4.1.20 11A20\_CDD\_100\_Average\_Horizontal



Site : chamber  
 Condition: 3m HORIZONTAL  
 Job No : 10002  
 Mode : 5500 Band edge  
 : 5G WIFI 11A  
 : CDD

	Freq	Cable Loss	Ant Factor	Preamp Factor	Read Level	Level	Limit	Over	Remark
	MHz	dB	dB/m	dB	dBuV	dBuV/m	dBuV/m	dB	
1	5452.116	8.78	34.56	43.34	38.64	38.64	54.00	-15.36	Average
2	5500.000	8.85	34.60	43.29	85.35	85.51	-----	-----	Average

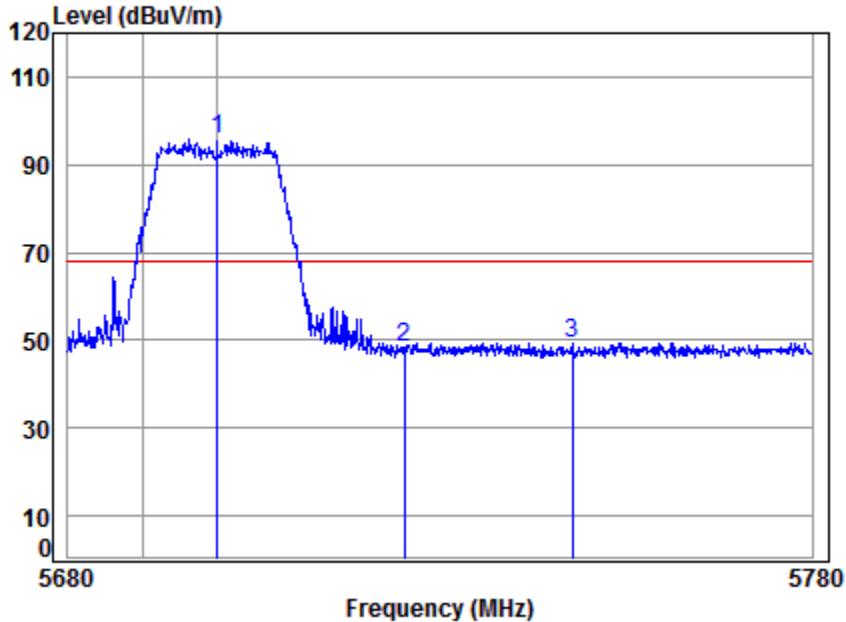
4.4.1.21 11A20\_CDD\_140\_Peak\_Vertical



Site : chamber  
Condition: 3m VERTICAL  
Job No : 10002  
Mode : 5700 Band edge  
: 5G WIFI 11A  
: CDD

	Cable	Ant	Preamp	Read	Limit	Over		
Freq	Loss	Factor	Factor	Level	Level	Line	Limit	Remark
MHz	dB	dB/m	dB	dBuV	dBuV/m	dBuV/m	dB	
1 *	9.56	34.81	43.10	92.16	93.43	68.20	25.23	Peak
2	9.64	34.83	43.08	49.12	50.51	68.20	-17.69	Peak
3	9.67	34.84	43.07	48.23	49.67	68.20	-18.53	Peak

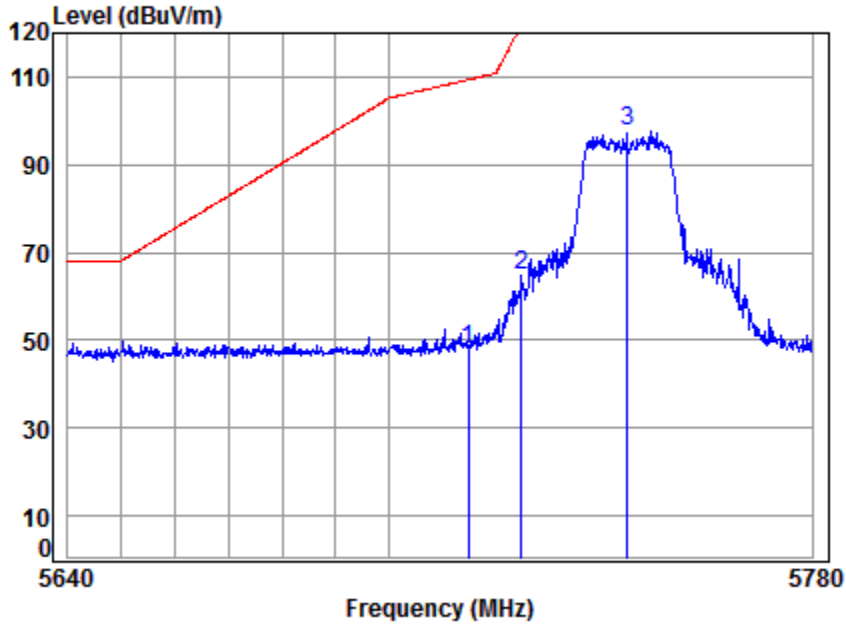
4.4.1.22 11A20\_CDD\_140\_Peak\_Horizontal



Site : chamber  
Condition: 3m HORIZONTAL  
Job No : 10002  
Mode : 5700 Band edge  
: 5G WIFI 11A  
: CDD

	Cable	Ant	Preamp	Read	Limit	Over		
Freq	Loss	Factor	Factor	Level	Line	Limit	Remark	
MHz	dB	dB/m	dB	dBuV	dBuV/m	dBuV/m	dB	
1 *	9.56	34.81	43.10	94.36	95.63	68.20	27.43	peak
2	9.64	34.83	43.08	47.04	48.43	68.20	-19.77	peak
3	9.72	34.85	43.06	47.95	49.46	68.20	-18.74	peak

**4.4.1.23 11A20\_CDD\_149\_Peak\_Vertical**

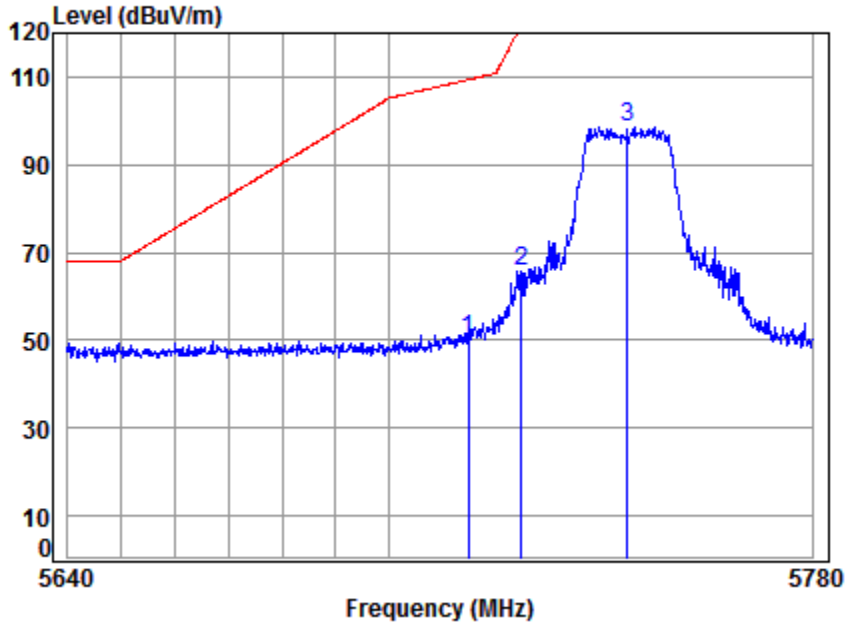


Site : chamber  
 Condition: 3m VERTICAL  
 Job No : 10002  
 Mode : 5745 Band edge  
       : 5G WIFI 11A  
       : CDD

	Freq	Cable Loss	Ant Factor	Preamp Factor	Read Level	Limit Level	Over Limit	Remark
	MHz	dB	dB/m	dB	dBuV	dBuV/m	dBuV/m	dB
1	5715.000	9.61	34.82	43.09	46.50	47.84	109.40	-61.56 peak
2	5725.000	9.64	34.83	43.08	63.26	64.65	122.20	-57.55 peak
3	5745.000	9.71	34.85	43.06	95.93	97.43	125.20	-27.77 peak



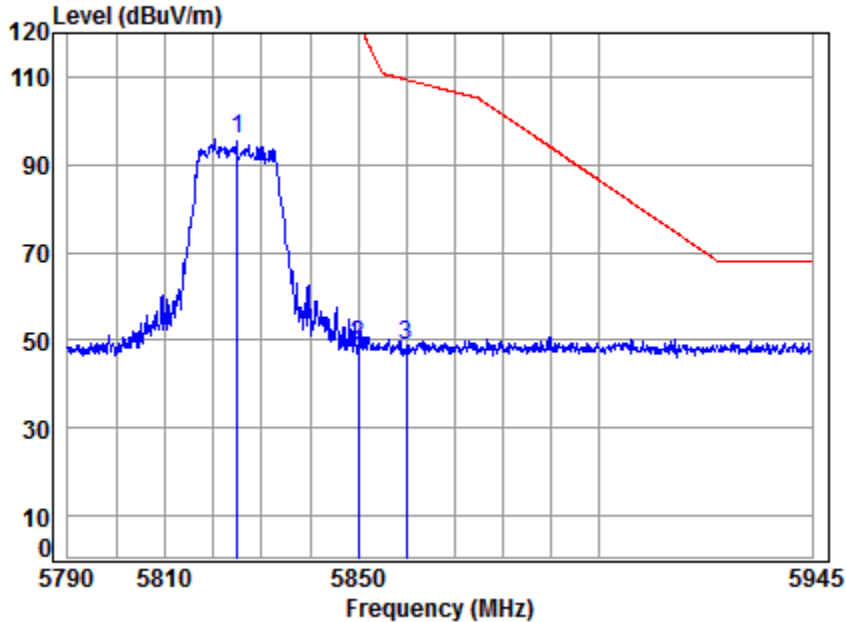
4.4.1.24 11A20\_CDD\_149\_Peak\_Horizontal



Site : chamber  
 Condition: 3m HORIZONTAL  
 Job No : 10002  
 Mode : 5745 Band edge  
 : 5G WIFI 11A  
 : CDD

	Cable	Ant	Preamp	Read	Limit	Over		
Freq	Loss	Factor	Factor	Level	Level	Line	Limit	Remark
MHz	dB	dB/m	dB	dBuV	dBuV/m	dBuV/m	dB	
1	5715.000	9.61	34.82	43.09	48.89	50.23	109.40	-59.17 peak
2	5725.000	9.64	34.83	43.08	64.27	65.66	122.20	-56.54 peak
3	5745.000	9.71	34.85	43.06	97.12	98.62	125.20	-26.58 peak

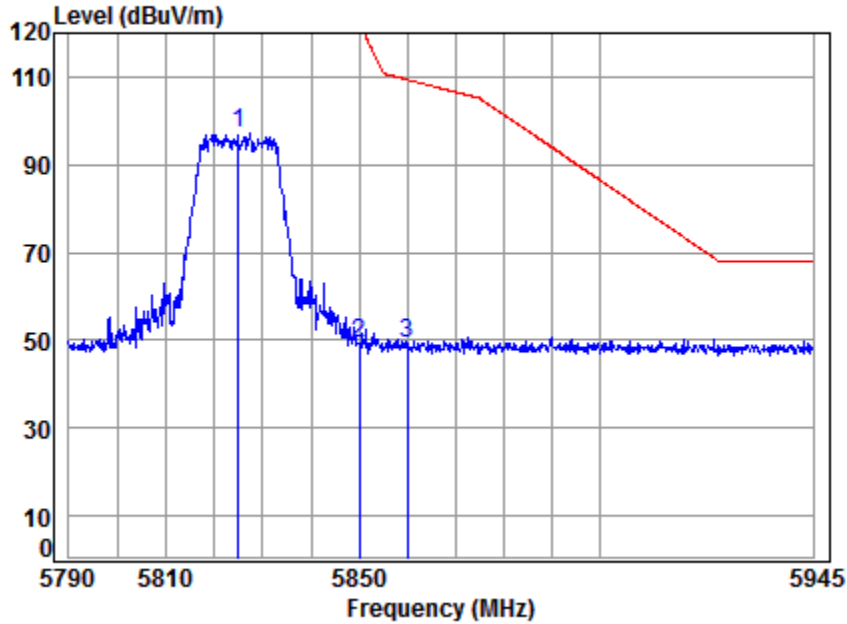
4.4.1.25 11A20\_CDD\_165\_Peak\_Vertical



Site : chamber  
 Condition: 3m VERTICAL  
 Job No : 10002  
 Mode : 5825 Band edge  
 : 5G WIFI 11A  
 : CDD

	Freq	Cable Loss	Ant Factor	Preamp Factor	Read Level	Limit Level	Limit Line	Over Limit	Remark
	MHz	dB	dB/m	dB	dBuV	dBuV/m	dBuV/m	dB	
1	5825.000	9.98	34.93	42.99	94.01	95.93	125.20	-29.27	peak
2	5850.000	10.07	34.95	42.96	46.70	48.76	122.20	-73.44	peak
3	5860.000	10.10	34.96	42.96	46.82	48.92	109.40	-60.48	peak

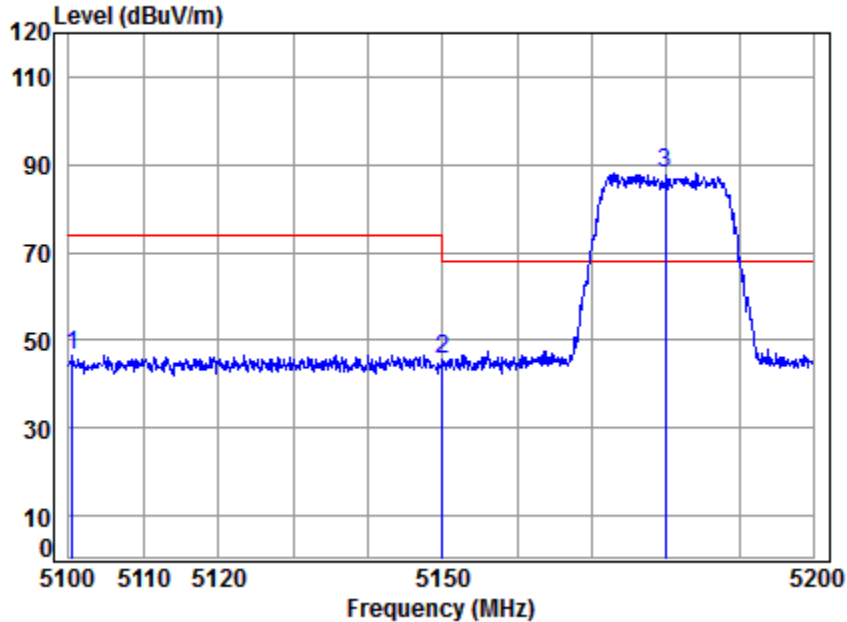
4.4.1.26 11A20\_CDD\_165\_Peak\_Horizontal



Site : chamber  
Condition: 3m HORIZONTAL  
Job No : 10002  
Mode : 5825 Band edge  
: 5G WIFI 11A  
: CDD

	Freq	Cable Loss	Ant Factor	Preamp Factor	Read Level	Limit Level	Limit Line	Over Limit	Remark
	MHz	dB	dB/m	dB	dBuV	dBuV/m	dBuV/m	dB	
1	5825.000	9.98	34.93	42.99	95.05	96.97	125.20	-28.23	peak
2	5850.000	10.07	34.95	42.96	47.43	49.49	122.20	-72.71	peak
3	5860.000	10.10	34.96	42.96	47.13	49.23	109.40	-60.17	peak

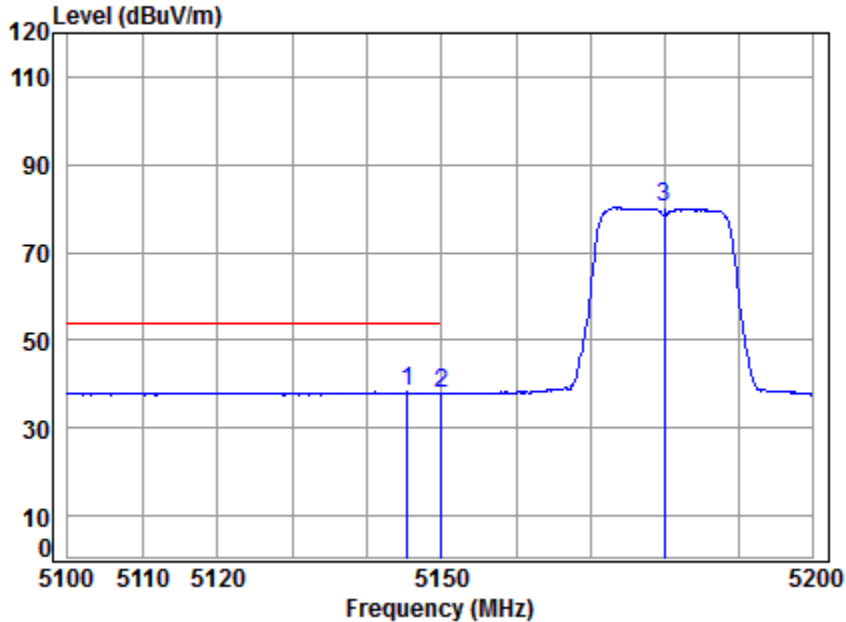
4.4.1.27 11N20\_MIMO\_36\_Peak\_Vertical



Site : chamber  
 Condition: 3m VERTICAL  
 Job No : 10002  
 Mode : 5180 Band edge  
 : 5G WIFI 11N20  
 : MIMO

	Freq	Cable Loss	Ant Factor	Preamp Factor	Read Level	Level	Limit Line	Over Limit	Remark
	MHz	dB	dB/m	dB	dBuV	dBuV/m	dBuV/m	dB	
1	5100.495	8.25	34.28	43.69	47.75	46.59	74.00	-27.41	peak
2	5149.980	8.33	34.32	43.64	46.49	45.50	74.00	-28.50	peak
3 *	5180.000	8.37	34.35	43.61	88.87	87.98	68.20	19.78	peak

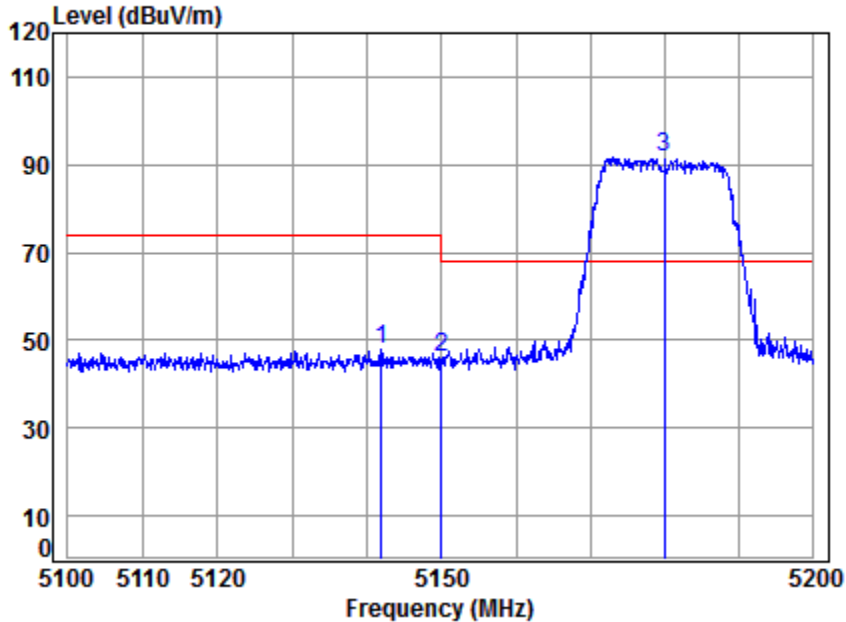
4.4.1.28 11N20\_MIMO\_36\_Average\_Vertical



Site : chamber  
 Condition: 3m VERTICAL  
 Job No : 10002  
 Mode : 5180 Band edge  
 : 5G WIFI 11N20  
 : MIMO

	Freq	Cable Loss	Ant Factor	Preamp Factor	Read Level	Level	Limit Line	Over Limit	Remark
	MHz	dB	dB/m	dB	dBuV	dBuV/m	dBuV/m	dB	
1	5145.359	8.32	34.32	43.65	39.15	38.14	54.00	-15.86	Average
2	5149.980	8.33	34.32	43.64	38.94	37.95	54.00	-16.05	Average
3	5180.000	8.37	34.35	43.61	81.18	80.29	-----	-----	Average

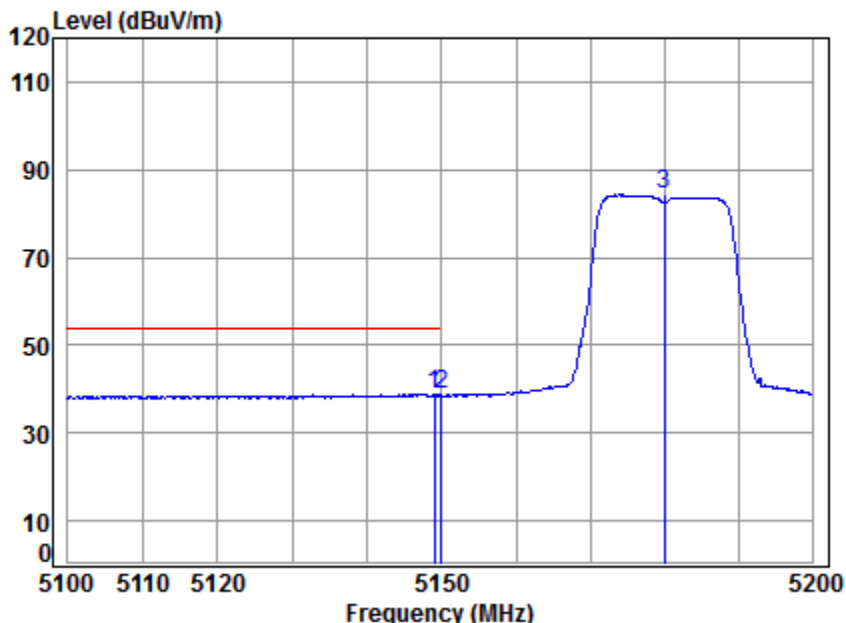
4.4.1.29 11N20\_MIMO\_36\_Peak\_Horizontal



Site : chamber  
 Condition: 3m HORIZONTAL  
 Job No : 10002  
 Mode : 5180 Band edge  
 : 5G WIFI 11N20  
 : MIMO

	Freq	Cable Loss	Ant Factor	Preamp Factor	Read Level	Limit Level	Over Limit	Remark
	MHz	dB	dB/m	dB	dBuV	dBuV/m	dBuV/m	dB
1	5141.863	8.31	34.32	43.65	48.89	47.87	74.00	-26.13 peak
2	5149.980	8.33	34.32	43.64	47.13	46.14	74.00	-27.86 peak
3 *	5180.000	8.37	34.35	43.61	92.46	91.57	68.20	23.37 peak

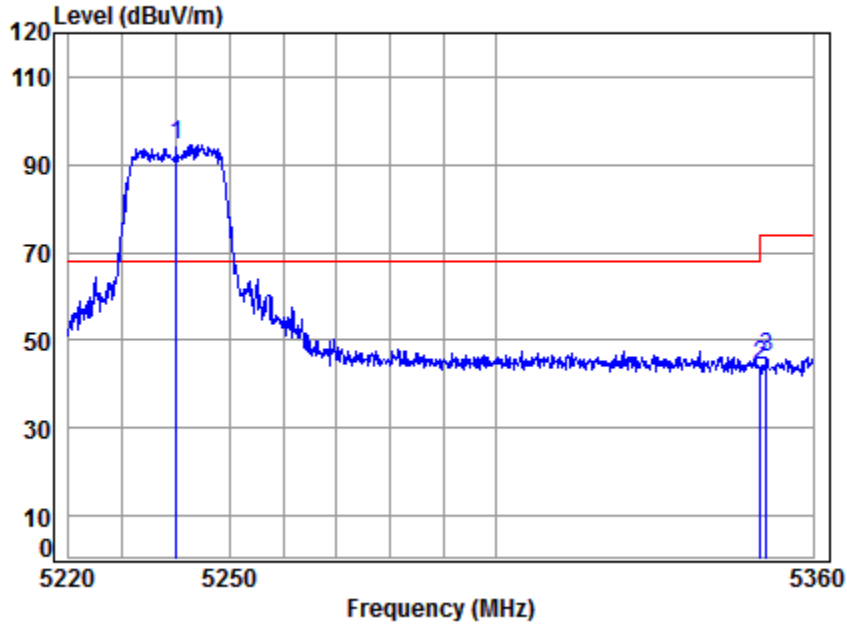
4.4.1.30 11N20\_MIMO\_36\_Average\_Horizontal



Site : chamber  
 Condition: 3m HORIZONTAL  
 Job No : 10002  
 Mode : 5180 Band edge  
 : 5G WIFI 11N20  
 : MIMO

	Freq	Cable Loss	Ant Factor	Preamp Factor	Read Level	Level	Limit	Over	Remark
	MHz	dB	dB/m	dB	dBuV	dBuV/m	dBuV/m	dB	
1	5148.958	8.32	34.32	43.64	39.80	38.80	54.00	-15.20	Average
2	5149.980	8.33	34.32	43.64	39.75	38.76	54.00	-15.24	Average
3	5180.000	8.37	34.35	43.61	85.11	84.22	-----	-----	Average

4.4.1.31 11N20\_MIMO\_48\_Peak\_Vertical

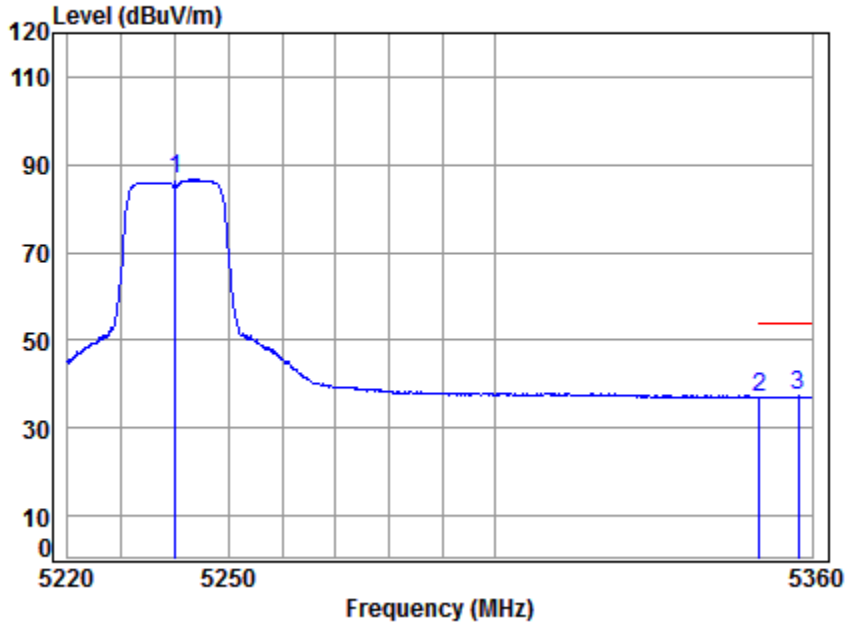


Site : chamber  
 Condition: 3m VERTICAL  
 Job No : 10002  
 Mode : 5240 Band edge  
 : 5G WIFI 11N20  
 : MIMO

	Cable	Ant	Preamp	Read	Limit	Over		
Freq	Loss	Factor	Factor	Level	Level	Line	Limit	Remark
MHz	dB	dB/m	dB	dBuV	dBuV/m	dBuV/m	dB	
1 *	8.46	34.40	43.55	95.23	94.54	68.20	26.34	peak
2	8.63	34.48	43.44	44.70	44.37	74.00	-29.63	peak
3	8.63	34.48	43.44	46.44	46.11	74.00	-27.89	peak



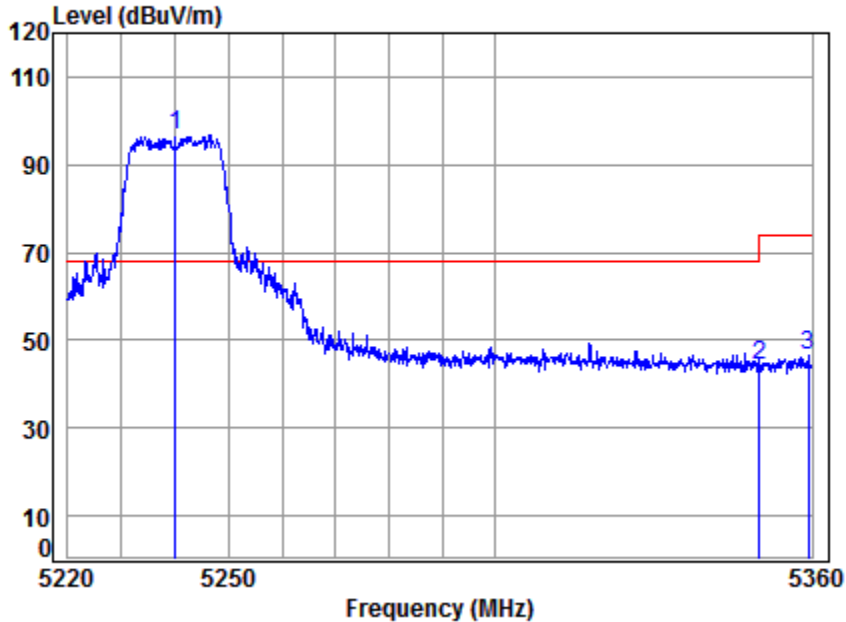
4.4.1.32 11N20\_MIMO\_48\_Average\_Vertical



Site : chamber  
Condition: 3m VERTICAL  
Job No : 10002  
Mode : 5240 Band edge  
: 5G WIFI 11N20  
: MIMO

	Freq	Cable Loss	Ant Factor	Preamp Factor	Read Level	Limit Level	Limit Line	Over Limit	Remark
	MHz	dB	dB/m	dB	dBuV	dBuV/m	dBuV/m	dB	
1	5240.000	8.46	34.40	43.55	87.25	86.56	-----	-----	Average
2	5350.020	8.63	34.48	43.44	37.51	37.18	54.00	-16.82	Average
3	5357.447	8.64	34.49	43.43	37.50	37.20	54.00	-16.80	Average

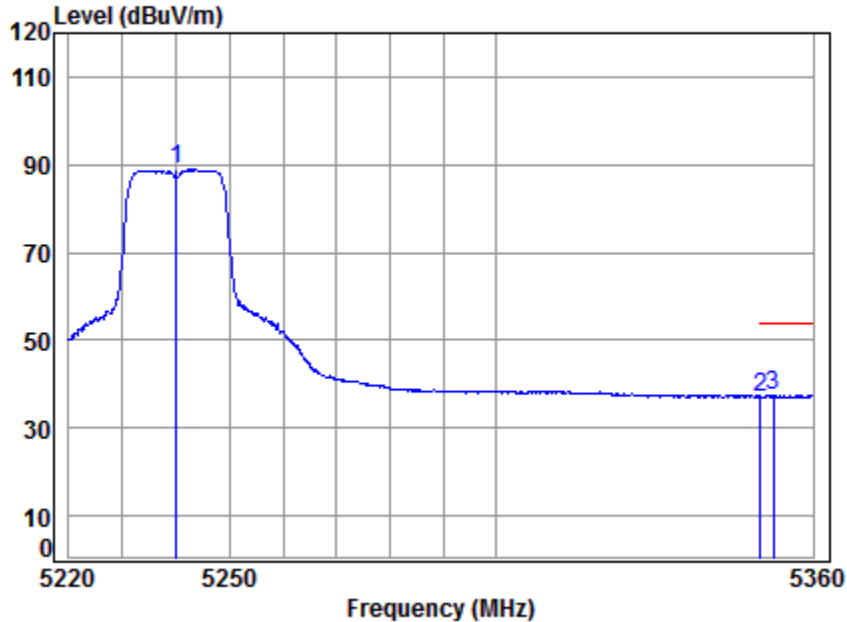
4.4.1.33 11N20\_MIMO\_48\_Peak\_Horizontal



Site : chamber  
Condition: 3m HORIZONTAL  
Job No : 10002  
Mode : 5240 Band edge  
: 5G WIFI 11N20  
: MIMO

	Cable	Ant	Preamp	Read	Limit	Over		
Freq	Loss	Factor	Factor	Level	Level	Line	Limit	Remark
MHz	dB	dB/m	dB	dBuV	dBuV/m	dBuV/m	dB	
1 *	8.46	34.40	43.55	97.24	96.55	68.20	28.35	peak
2	8.63	34.48	43.44	44.78	44.45	74.00	-29.55	peak
3	8.64	34.49	43.43	46.68	46.38	74.00	-27.62	peak

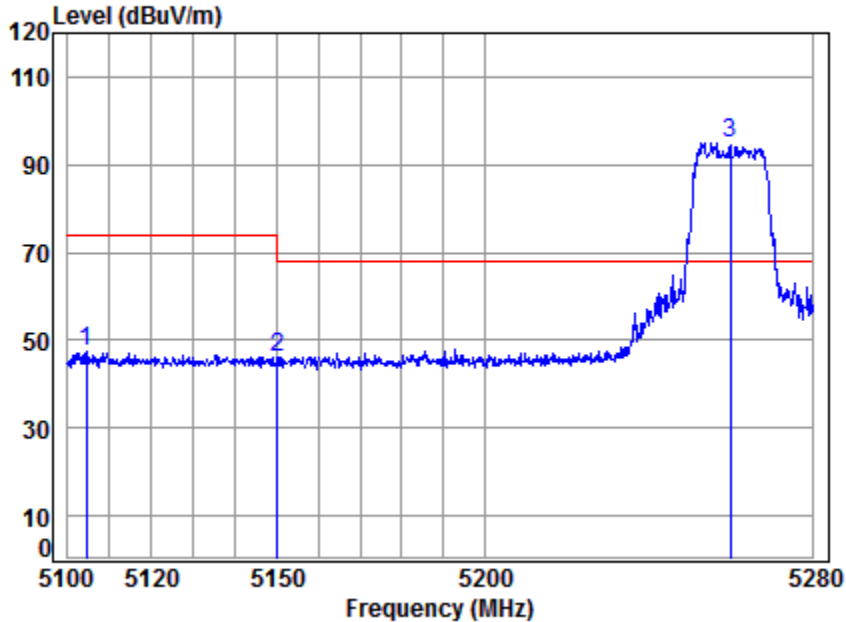
4.4.1.34 11N20\_MIMO\_48\_Average\_Horizontal



Site : chamber  
Condition: 3m HORIZONTAL  
Job No : 10002  
Mode : 5240 Band edge  
: 5G WIFI 11N20  
: MIMO

	Freq	Cable Loss	Ant Factor	Preamp Factor	Read Level	Limit Level	Over Limit	Remark
	MHz	dB	dB/m	dB	dBuV	dBuV/m	dBuV/m	dB
1	5240.000	8.46	34.40	43.55	89.53	88.84	-----	Average
2	5350.020	8.63	34.48	43.44	37.49	37.16	54.00	-16.84 Average
3	5352.487	8.63	34.49	43.44	37.87	37.55	54.00	-16.45 Average

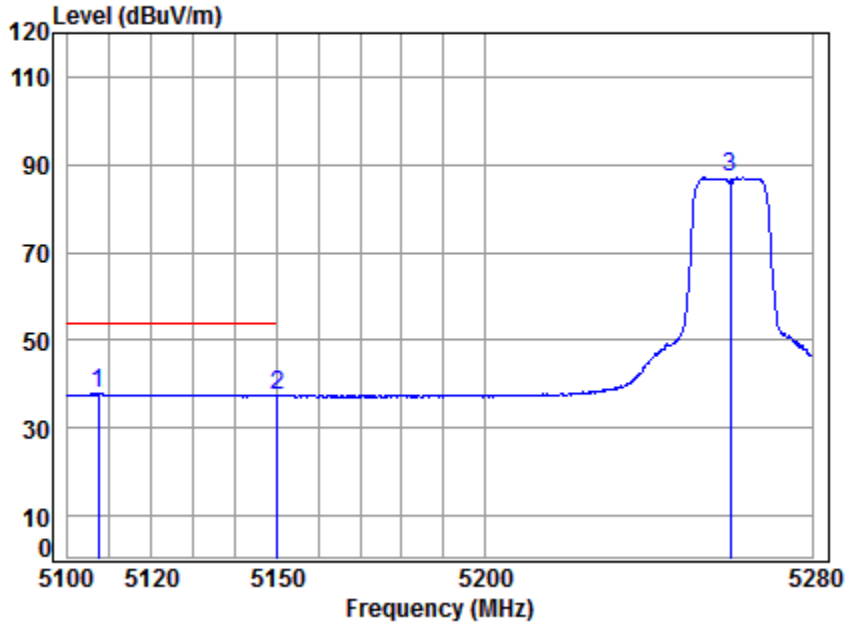
4.4.1.35 11N20\_MIMO\_52\_Peak\_Vertical



Site : chamber  
Condition: 3m VERTICAL  
Job No : 10002  
Mode : 5260 Band edge  
: 5G WIFI 11N20  
: MIMO

	Freq	Cable Loss	Ant Factor	Preamp Factor	Read Level	Limit Level	Over Limit	Remark
	MHz	dB	dB/m	dB	dBuV	dBuV/m	dBuV/m	dB
1	5104.424	8.25	34.29	43.69	48.66	47.51	74.00	-26.49 Peak
2	5149.980	8.33	34.32	43.64	46.98	45.99	74.00	-28.01 Peak
3 *	5260.000	8.49	34.41	43.53	95.53	94.90	68.20	26.70 Peak

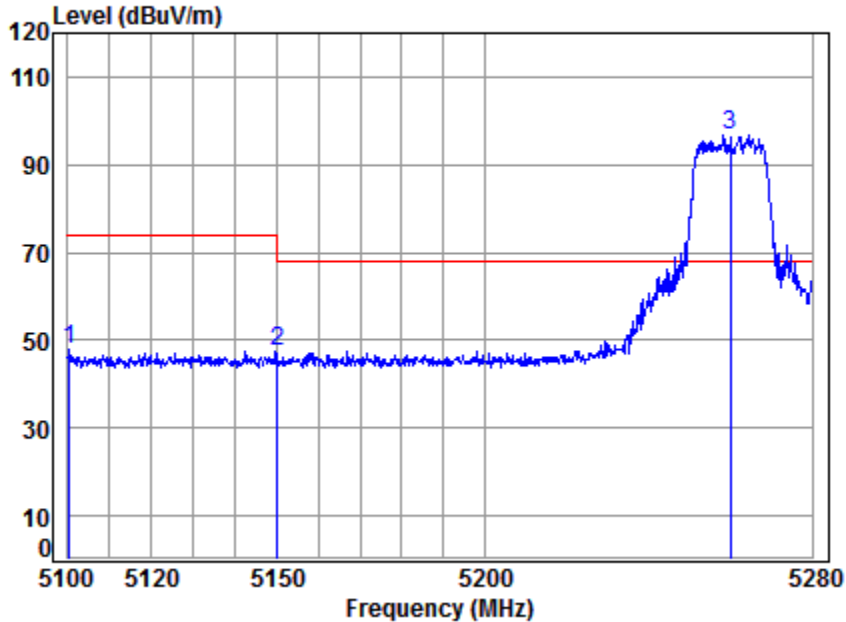
4.4.1.36 11N20\_MIMO\_52\_Average\_Vertical



Site : chamber  
Condition: 3m VERTICAL  
Job No : 10002  
Mode : 5260 Band edge  
: 5G WIFI 11N20  
: MIMO

	Freq	Cable Loss	Ant Factor	Preamp Factor	Read Level	Level	Limit Line	Over Limit	Remark
	MHz	dB	dB/m	dB	dBuV	dBuV/m	dBuV/m	dB	
1	5107.258	8.26	34.29	43.69	38.95	37.81	54.00	-16.19	Average
2	5149.980	8.33	34.32	43.64	38.34	37.35	54.00	-16.65	Average
3	5260.000	8.49	34.41	43.53	87.85	87.22	-----	-----	Average

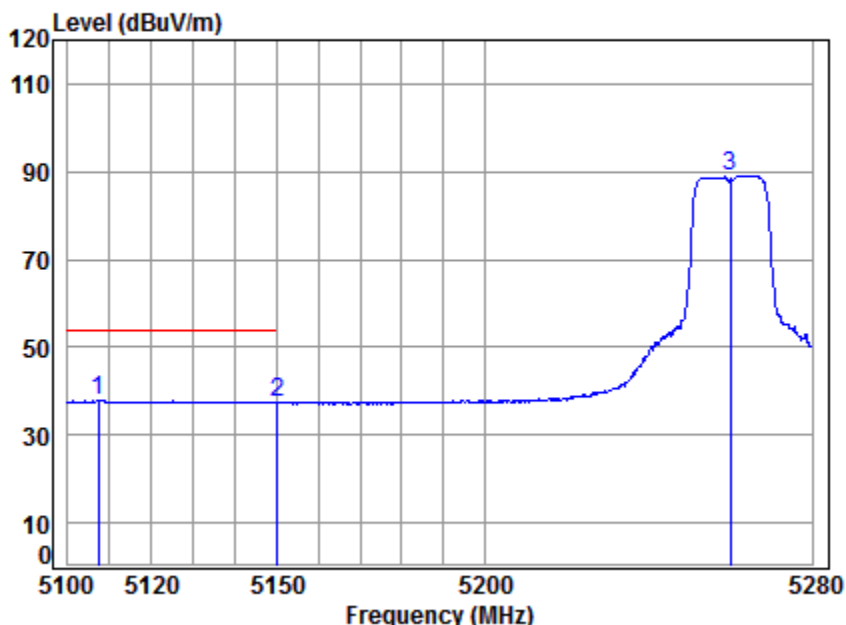
4.4.1.37 11N20\_MIMO\_52\_Peak\_Horizontal



Site : chamber  
Condition: 3m HORIZONTAL  
Job No : 10002  
Mode : 5260 Band edge  
: 5G WIFI 11N20  
: MIMO

	Freq	Cable Loss	Ant Factor	Preamp Factor	Read Level	Limit Level	Over Limit	Remark
	MHz	dB	dB/m	dB	dBuV	dBuV/m	dBuV/m	dB
1	5100.354	8.25	34.28	43.69	49.05	47.89	74.00	-26.11 peak
2	5149.980	8.33	34.32	43.64	48.39	47.40	74.00	-26.60 peak
3 *	5260.000	8.49	34.41	43.53	97.30	96.67	68.20	28.47 peak

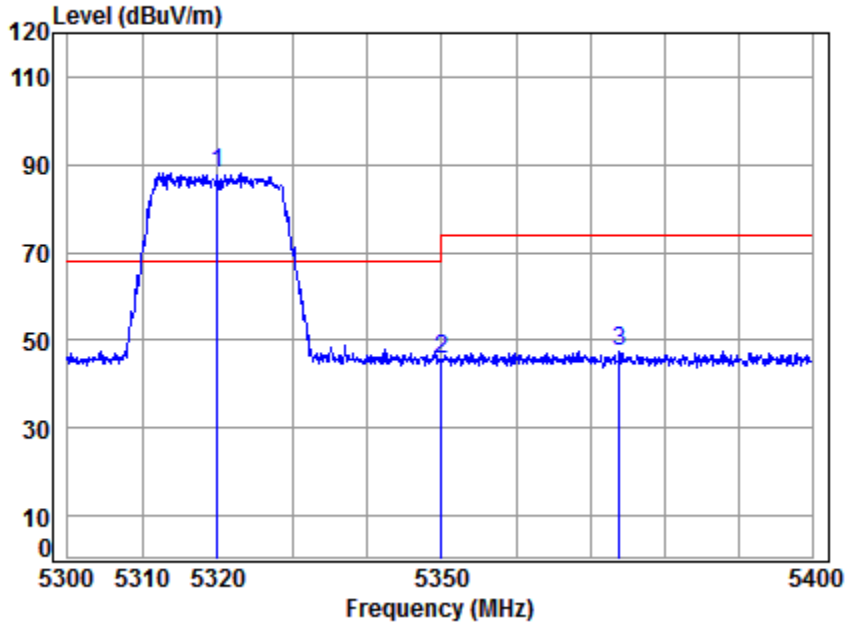
4.4.1.38 11N20\_MIMO\_52\_Average\_Horizontal



Site : chamber  
 Condition: 3m HORIZONTAL  
 Job No : 10002  
 Mode : 5260 Band edge  
 : 5G WIFI 11N20  
 : MIMO

	Freq	Cable Loss	Ant Factor	Preamp Factor	Read Level	Limit Level	Over Limit	Remark
	MHz	dB	dB/m	dB	dBuV	dBuV/m	dBuV/m	dB
1	5107.258	8.26	34.29	43.69	39.01	37.87	54.00	-16.13 Average
2	5149.980	8.33	34.32	43.64	38.35	37.36	54.00	-16.64 Average
3	5260.000	8.49	34.41	43.53	89.79	89.16	-----	----- Average

4.4.1.39 11N20\_MIMO\_64\_Peak\_Vertical

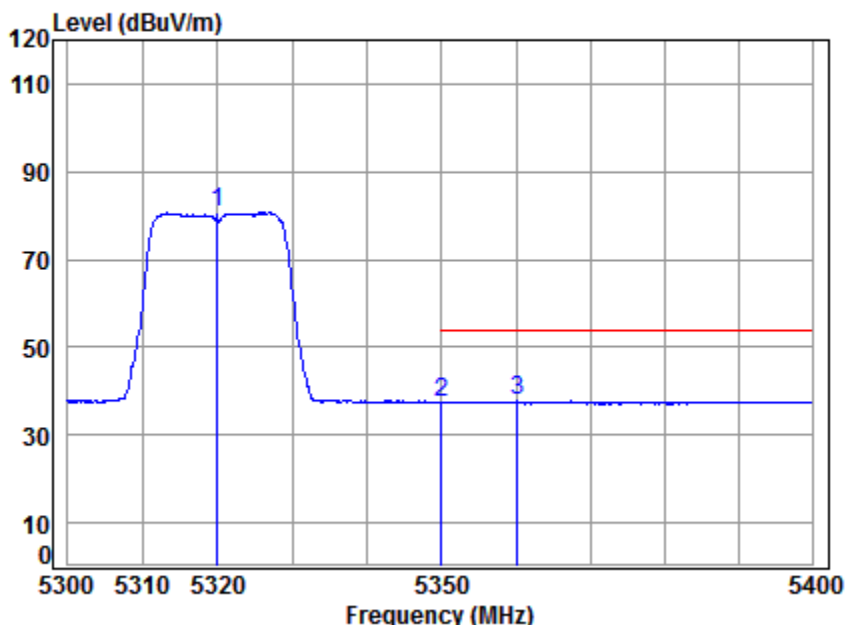


Site : chamber  
 Condition: 3m VERTICAL  
 Job No : 10002  
 Mode : 5320 Band edge  
 : 5G WIFI 11N20  
 : MIMO

	Cable	Ant	Preamp	Read	Limit	Over		
Freq	Loss	Factor	Factor	Level	Level	Line	Limit	Remark
MHz	dB	dB/m	dB	dBuV	dBuV/m	dBuV/m	dB	
1 *	8.58	34.46	43.47	88.58	88.15	68.20	19.95	Peak
2	8.63	34.48	43.44	45.87	45.54	74.00	-28.46	Peak
3	8.67	34.50	43.42	47.77	47.52	74.00	-26.48	Peak



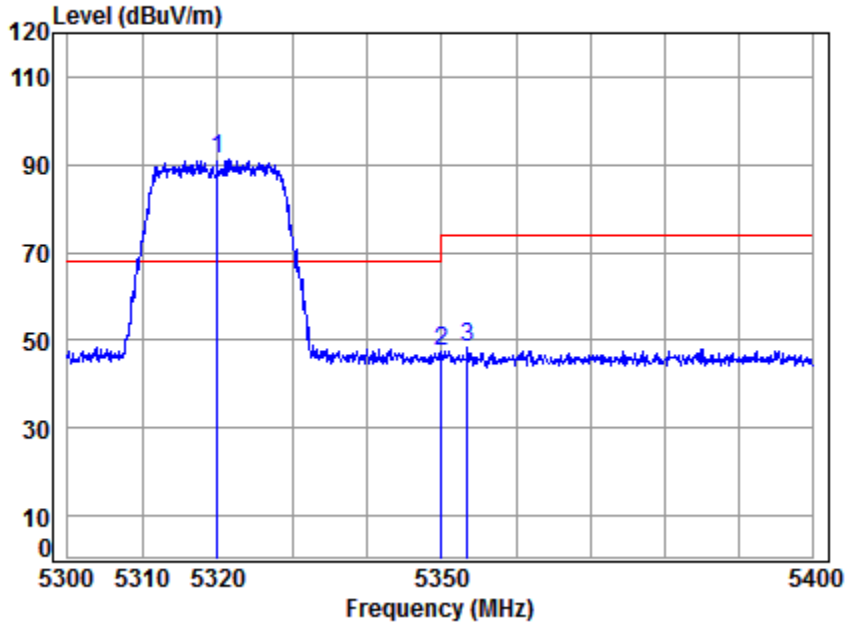
4.4.1.40 11N20\_MIMO\_64\_Average\_Vertical



Site : chamber  
 Condition: 3m VERTICAL  
 Job No : 10002  
 Mode : 5320 Band edge  
 : 5G WIFI 11N20  
 : MIMO

	Freq	Cable Loss	Ant Factor	Preamp Factor	Read Level	Level	Limit Line	Over Limit	Remark
	MHz	dB	dB/m	dB	dBuV	dBuV/m	dBuV/m	dB	
1	5320.000	8.58	34.46	43.47	81.11	80.68	-----	-----	Average
2	5350.020	8.63	34.48	43.44	37.89	37.56	54.00	-16.44	Average
3	5360.176	8.64	34.49	43.43	38.03	37.73	54.00	-16.27	Average

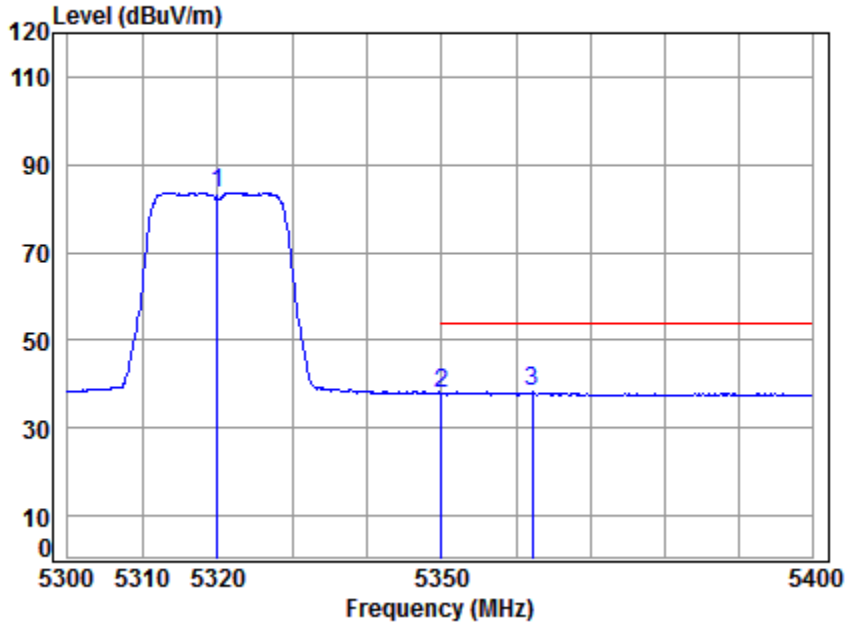
4.4.1.41 11N20\_MIMO\_64\_Peak\_Horizontal



Site : chamber  
 Condition: 3m HORIZONTAL  
 Job No : 10002  
 Mode : 5320 Band edge  
 : 5G WIFI 11N20  
 : MIMO

	Cable	Ant	Preamp	Read	Limit	Over		
Freq	Loss	Factor	Factor	Level	Level	Line	Limit	Remark
MHz	dB	dB/m	dB	dBuV	dBuV/m	dBuV/m	dB	
1 *	8.58	34.46	43.47	91.79	91.36	68.20	23.16	peak
2	8.63	34.48	43.44	47.70	47.37	74.00	-26.63	peak
3	8.63	34.49	43.44	48.52	48.20	74.00	-25.80	peak

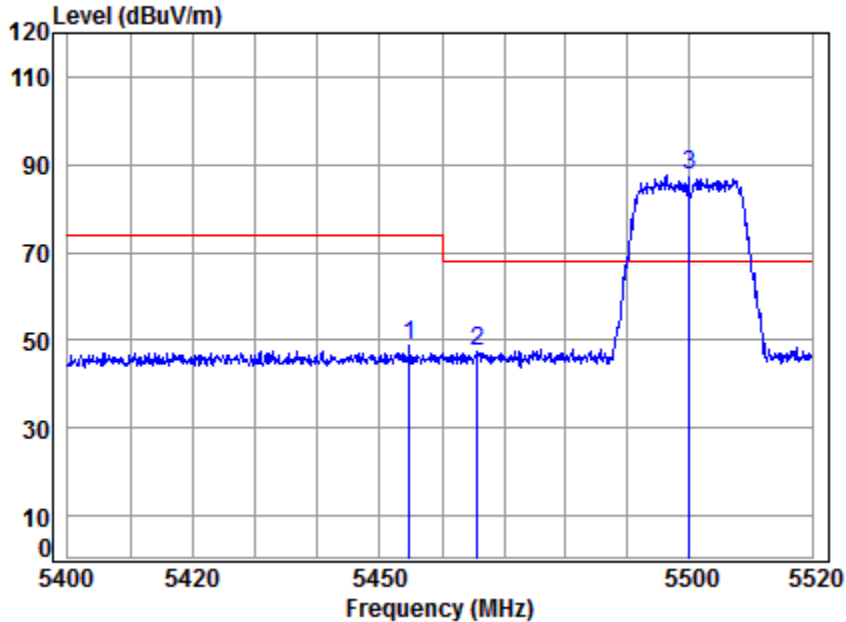
4.4.1.42 11N20\_MIMO\_64\_Average\_Horizontal



Site : chamber  
Condition: 3m HORIZONTAL  
Job No : 10002  
Mode : 5320 Band edge  
: 5G WIFI 11N20  
: MIMO

	Freq	Cable Loss	Ant Factor	Preamp Factor	Read Level	Level	Limit Line	Over Limit	Remark
	MHz	dB	dB/m	dB	dBuV	dBuV/m	dBuV/m	dB	
1	5320.000	8.58	34.46	43.47	84.00	83.57	-----	-----	Average
2	5350.020	8.63	34.48	43.44	38.14	37.81	54.00	-16.19	Average
3	5362.181	8.65	34.49	43.43	38.52	38.23	54.00	-15.77	Average

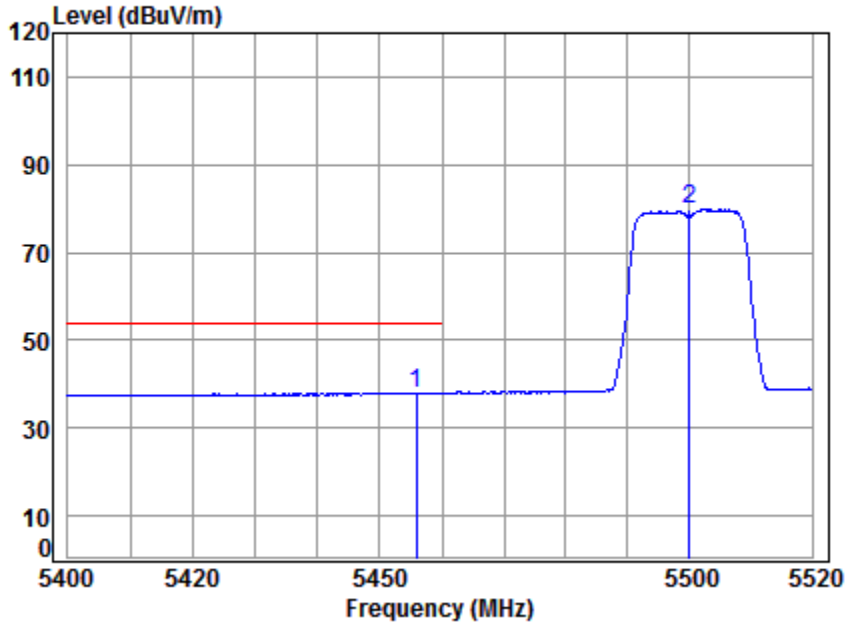
4.4.1.43 11N20\_MIMO\_100\_Peak\_Vertical



Site : chamber  
 Condition: 3m VERTICAL  
 Job No : 10002  
 Mode : 5500 Band edge  
 : 5G WIFI 11N20  
 : MIMO

	Cable	Ant	Preamp	Read	Limit	Over		
Freq	Loss	Factor	Factor	Level	Level	Line	Limit	Remark
MHz	dB	dB/m	dB	dBuV	dBuV/m	dBuV/m	dB	
1	8.78	34.57	43.34	48.69	48.70	74.00	-25.30	Peak
2	8.80	34.57	43.33	47.54	47.58	68.20	-20.62	peak
3 *	8.85	34.60	43.29	87.35	87.51	68.20	19.31	Peak

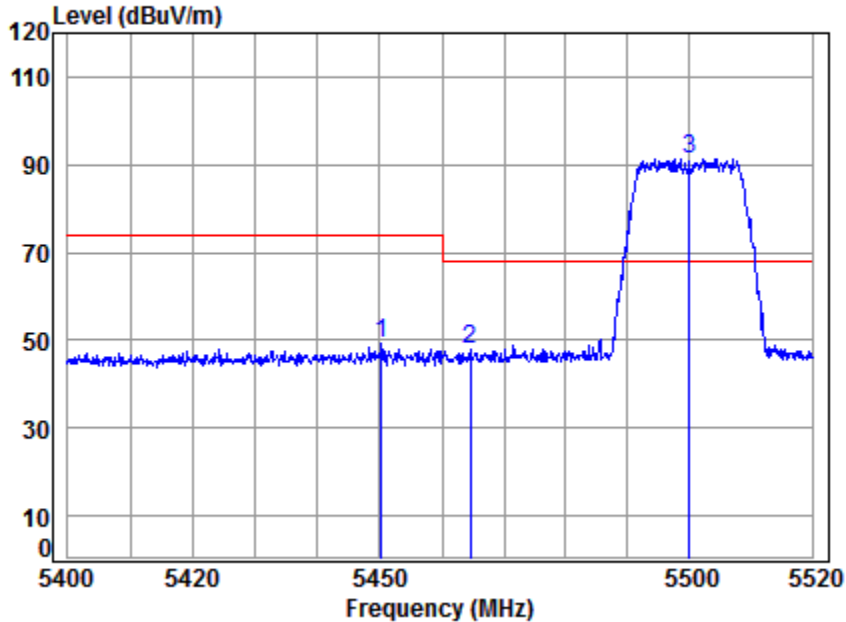
4.4.1.44 11N20\_MIMO\_100\_Average\_Vertical



Site : chamber  
 Condition: 3m VERTICAL  
 Job No : 10002  
 Mode : 5500 Band edge  
 : 5G WIFI 11N20  
 : MIMO

	Freq	Cable Loss	Ant Factor	Preamp Factor	Read Level	Level	Limit	Over	Remark
	MHz	dB	dB/m	dB	dBuV	dBuV/m	dBuV/m	dB	
1	5455.832	8.79	34.57	43.34	38.04	38.06	54.00	-15.94	Average
2	5500.000	8.85	34.60	43.29	79.67	79.83	-----	-----	Average

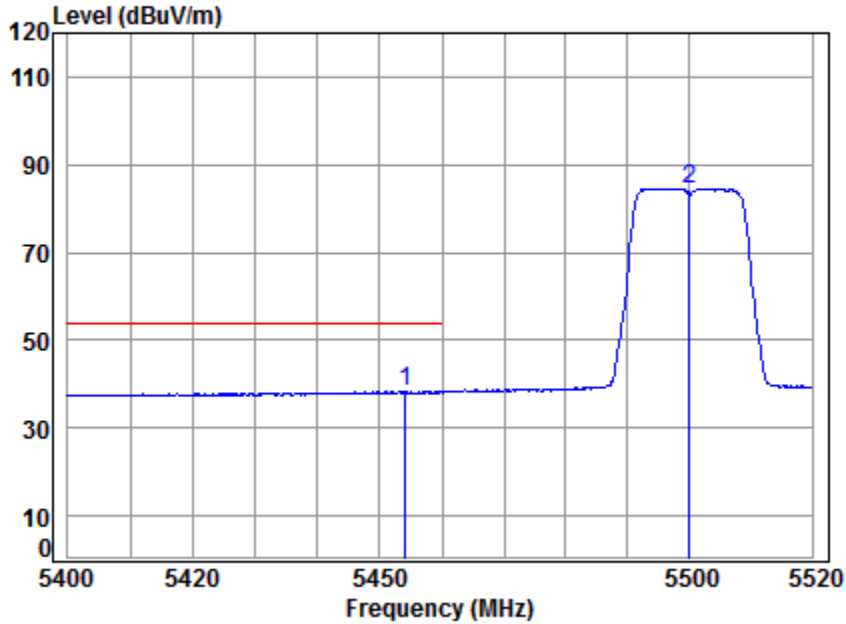
4.4.1.45 11N20\_MIMO\_100\_Peak\_Horizontal



Site : chamber  
 Condition: 3m HORIZONTAL  
 Job No : 10002  
 Mode : 5500 Band edge  
 : 5G WIFI 11N20  
 : MIMO

	Freq	Cable Loss	Ant Factor	Preamp Factor	Read Level	Limit Level	Limit Line	Over Limit	Remark
	MHz	dB	dB/m	dB	dBuV	dBuV/m	dBuV/m	dB	
1	5450.318	8.78	34.56	43.34	49.31	49.31	74.00	-24.69	peak
2	5464.592	8.80	34.57	43.33	48.02	48.06	68.20	-20.14	peak
3 *	5500.000	8.85	34.60	43.29	91.31	91.47	68.20	23.27	peak

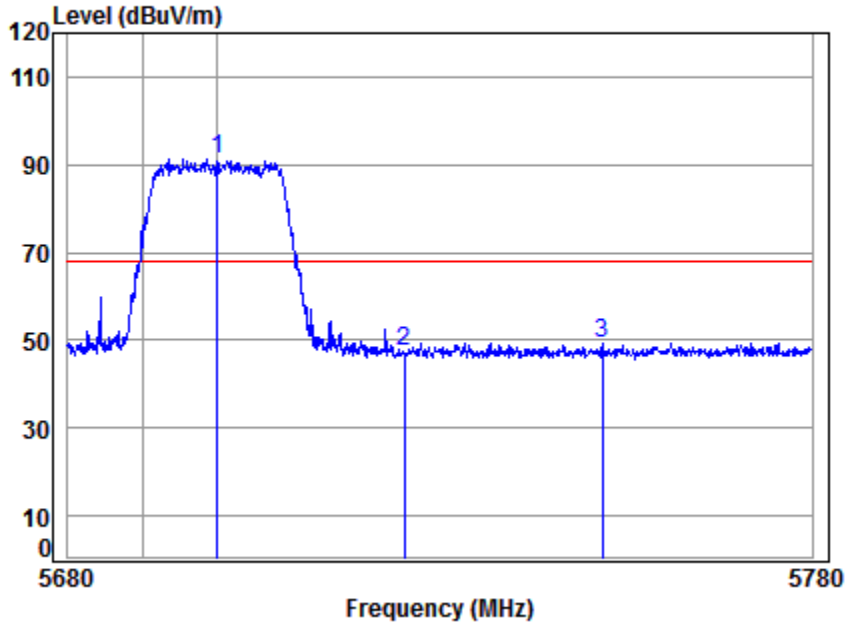
4.4.1.46 11N20\_MIMO\_100\_Average\_Horizontal



Site : chamber  
Condition: 3m HORIZONTAL  
Job No : 10002  
Mode : 5500 Band edge  
: 5G WIFI 11N20  
: MIMO

	Freq	Cable Loss	Ant Factor	Preamp Factor	Read Level	Limit Level	Over Limit	Remark
	MHz	dB	dB/m	dB	dBuV	dBuV/m	dBuV/m	dB
1	5454.153	8.78	34.56	43.34	38.38	38.38	54.00	-15.62 Average
2	5500.000	8.85	34.60	43.29	84.41	84.57	-----	----- Average

4.4.1.47 11N20\_MIMO\_140\_Peak\_Vertical

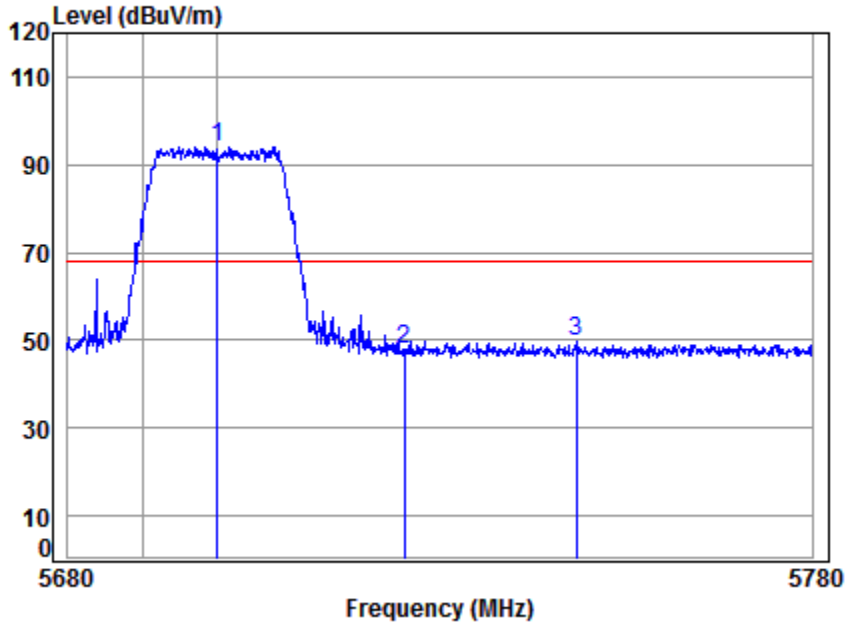


Site : chamber  
Condition: 3m VERTICAL  
Job No : 10002  
Mode : 5700 Band edge  
: 5G WIFI 11N20  
: MIMO

	Cable	Ant	Preamp	Read	Limit	Over		
Freq	Loss	Factor	Factor	Level	Level	Line	Limit	Remark
MHz	dB	dB/m	dB	dBuV	dBuV/m	dBuV/m	dB	
1 *	9.56	34.81	43.10	89.92	91.19	68.20	22.99	Peak
2	9.64	34.83	43.08	45.98	47.37	68.20	-20.83	Peak
3	9.73	34.86	43.06	47.96	49.49	68.20	-18.71	Peak



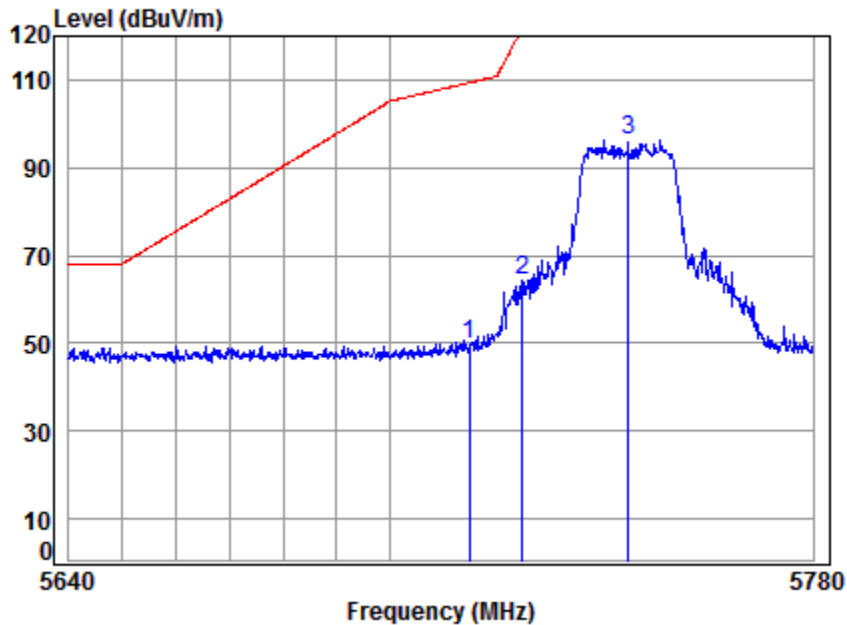
4.4.1.48 11N20\_MIMO\_140\_Peak\_Horizontal



Site : chamber  
 Condition: 3m HORIZONTAL  
 Job No : 10002  
 Mode : 5700 Band edge  
 : 5G WIFI 11N20  
 : MIMO

	Cable	Ant	Preamp	Read	Limit	Over		
Freq	Loss	Factor	Factor	Level	Level	Line	Limit	Remark
MHz	dB	dB/m	dB	dBuV	dBuV/m	dBuV/m	dB	
1 *	9.56	34.81	43.10	92.72	93.99	68.20	25.79	peak
2	9.64	34.83	43.08	46.74	48.13	68.20	-20.07	peak
3	9.72	34.85	43.06	48.22	49.73	68.20	-18.47	peak

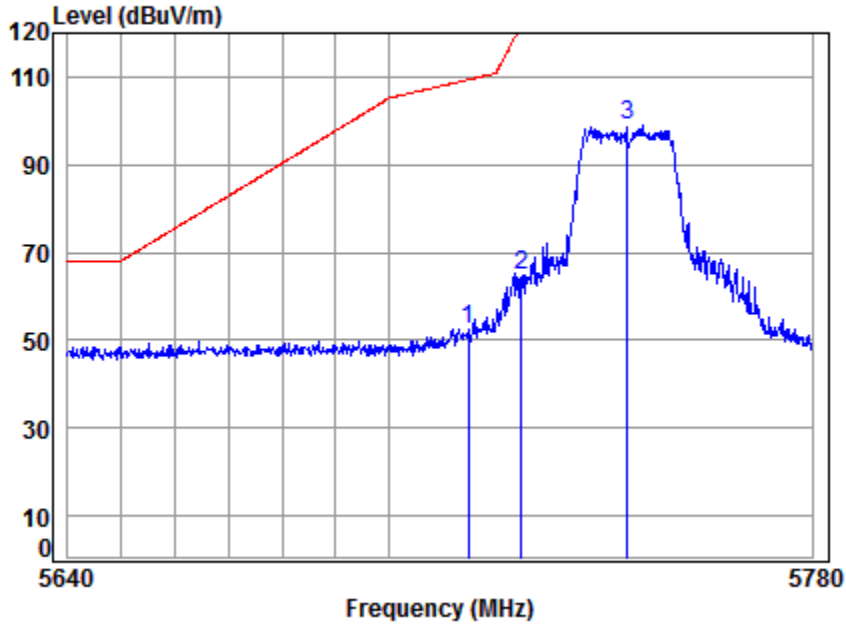
**4.4.1.49 11N20\_MIMO\_149\_Peak\_Vertical**



Site : chamber  
 Condition: 3m VERTICAL  
 Job No : 10002  
 Mode : 5745 Band edge  
 : 5G WIFI 11N20  
 : MIMO

	Freq	Cable Loss	Ant Factor	Preamp Factor	Read Level	Level	Limit Line	Over Limit	Remark
	MHz	dB	dB/m	dB	dBuV	dBuV/m	dBuV/m	dB	
1	5715.000	9.61	34.82	43.09	48.42	49.76	109.40	-59.64	peak
2	5725.000	9.64	34.83	43.08	63.06	64.45	122.20	-57.75	peak
3	5745.000	9.71	34.85	43.06	94.81	96.31	125.20	-28.89	peak

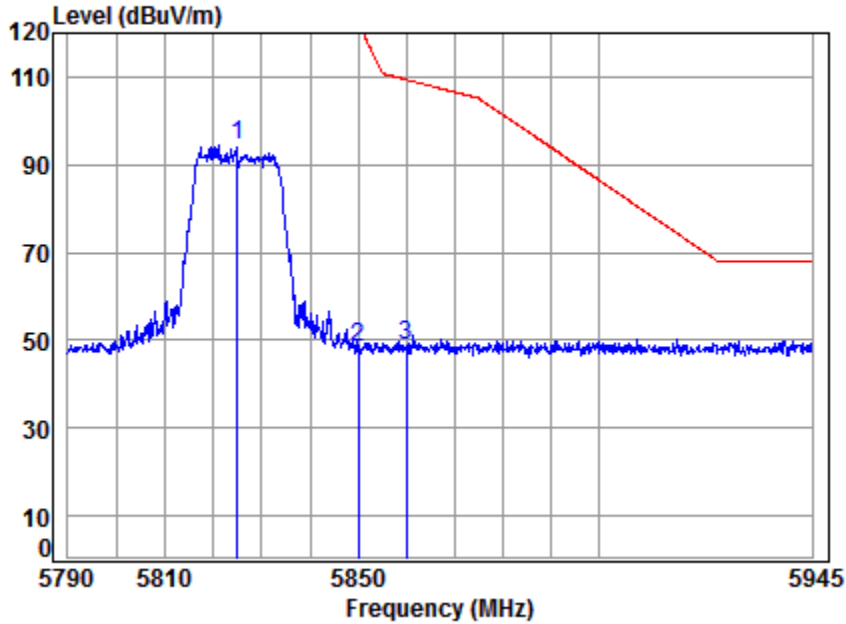
4.4.1.50 11N20\_MIMO\_149\_Peak\_Horizontal



Site : chamber  
 Condition: 3m HORIZONTAL  
 Job No : 10002  
 Mode : 5745 Band edge  
 : 5G WIFI 11N20  
 : MIMO

	Freq	Cable Loss	Ant Factor	Preamp Factor	Read Level	Limit Level	Over Limit	Remark
	MHz	dB	dB/m	dB	dBuV	dBuV/m	dBuV/m	dB
1	5715.000	9.61	34.82	43.09	51.11	52.45	109.40	-56.95 peak
2	5725.000	9.64	34.83	43.08	63.50	64.89	122.20	-57.31 peak
3	5745.000	9.71	34.85	43.06	97.36	98.86	125.20	-26.34 peak

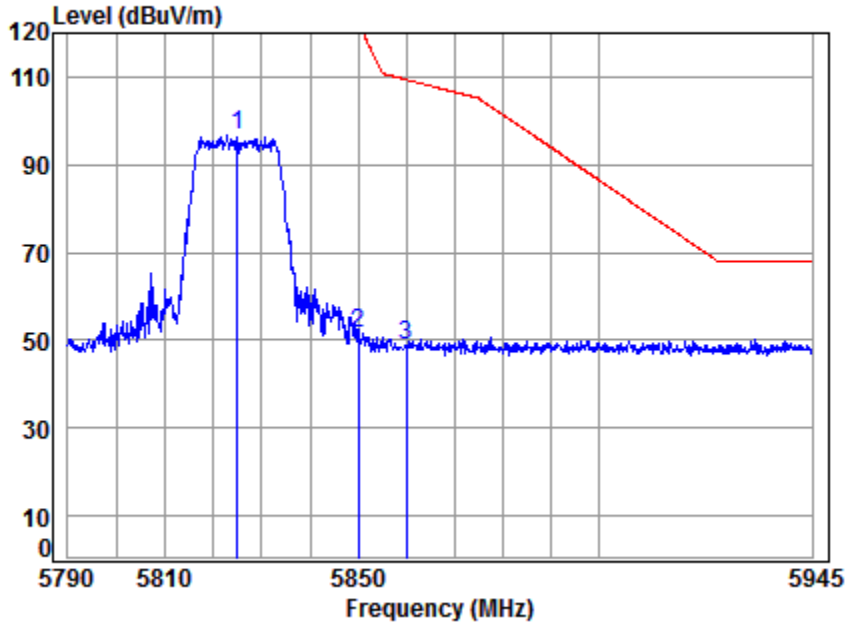
4.4.1.51 11N20\_MIMO\_165\_Peak\_Vertical



Site : chamber  
Condition: 3m VERTICAL  
Job No : 10002  
Mode : 5825 Band edge  
: 5G WIFI 11N20  
: MIMO

	Freq	Cable Loss	Ant Factor	Preamp Factor	Read Level	Limit Level	Limit Line	Over Limit	Remark
	MHz	dB	dB/m	dB	dBuV	dBuV/m	dBuV/m	dB	
1	5825.000	9.98	34.93	42.99	92.44	94.36	125.20	-30.84	peak
2	5850.000	10.07	34.95	42.96	46.27	48.33	122.20	-73.87	peak
3	5860.000	10.10	34.96	42.96	46.59	48.69	109.40	-60.71	peak

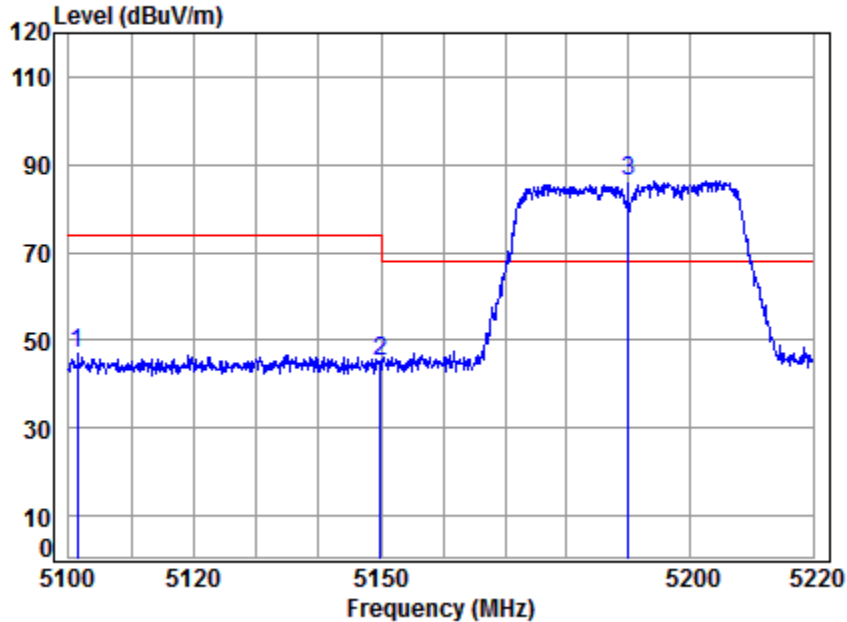
4.4.1.52 11N20\_MIMO\_165\_Peak\_Horizontal



Site : chamber  
 Condition: 3m HORIZONTAL  
 Job No : 10002  
 Mode : 5825 Band edge  
 : 5G WIFI 11N20  
 : MIMO

	Freq	Cable Loss	Ant Factor	Preamp Factor	Read Level	Limit Level	Limit Line	Over Limit	Remark
	MHz	dB	dB/m	dB	dBuV	dBuV/m	dBuV/m	dB	
1	5825.000	9.98	34.93	42.99	94.64	96.56	125.20	-28.64	peak
2	5850.000	10.07	34.95	42.96	49.72	51.78	122.20	-70.42	peak
3	5860.000	10.10	34.96	42.96	46.85	48.95	109.40	-60.45	peak

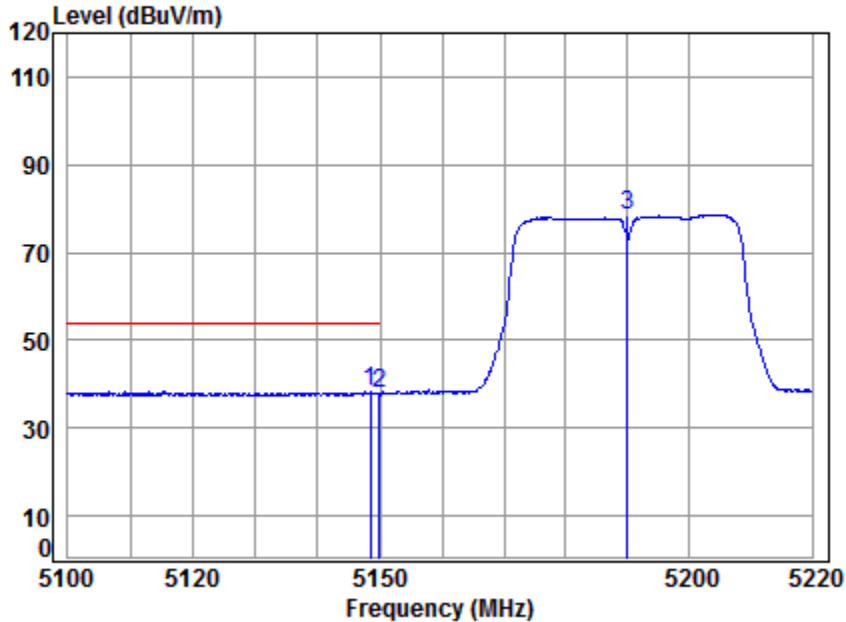
4.4.1.53 11N40\_MIMO\_38\_Peak\_Vertical



Site : chamber  
 Condition: 3m VERTICAL  
 Job No : 10002  
 Mode : 5190 Band edge  
 : 5G WIFI 11N40  
 : MIMO

	Freq	Cable Loss	Ant Factor	Preamp Factor	Read Level	Level	Limit Line	Over Limit	Remark
	MHz	dB	dB/m	dB	dBuV	dBuV/m	dBuV/m	dB	
1	5101.423	8.25	34.28	43.69	48.17	47.01	74.00	-26.99	peak
2	5149.980	8.33	34.32	43.64	46.30	45.31	74.00	-28.69	peak
3 *	5190.000	8.39	34.36	43.60	87.03	86.18	68.20	17.98	peak

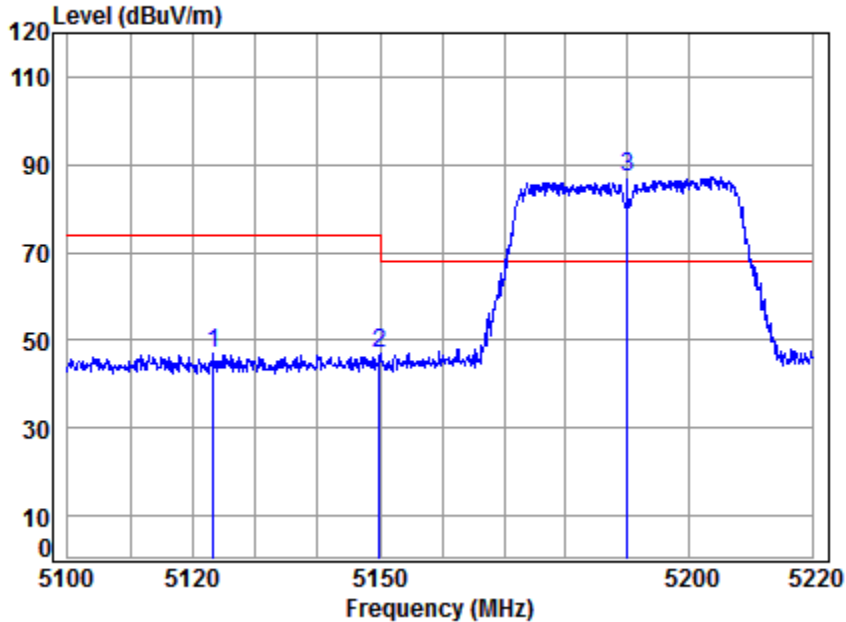
4.4.1.54 11N40\_MIMO\_38\_Average\_Vertical



Site : chamber  
 Condition: 3m VERTICAL  
 Job No : 10002  
 Mode : 5190 Band edge  
 : 5G WIFI 11N40  
 : MIMO

	Freq	Cable Loss	Ant Factor	Preamp Factor	Read Level	Level	Limit Line	Over Limit	Remark
	MHz	dB	dB/m	dB	dBuV	dBuV/m	dBuV/m	dB	
1	5148.503	8.32	34.32	43.64	39.25	38.25	54.00	-15.75	Average
2	5149.980	8.33	34.32	43.64	38.80	37.81	54.00	-16.19	Average
3	5190.000	8.39	34.36	43.60	79.50	78.65	-----	-----	Average

4.4.1.55 11N40\_MIMO\_38\_Peak\_Horizontal

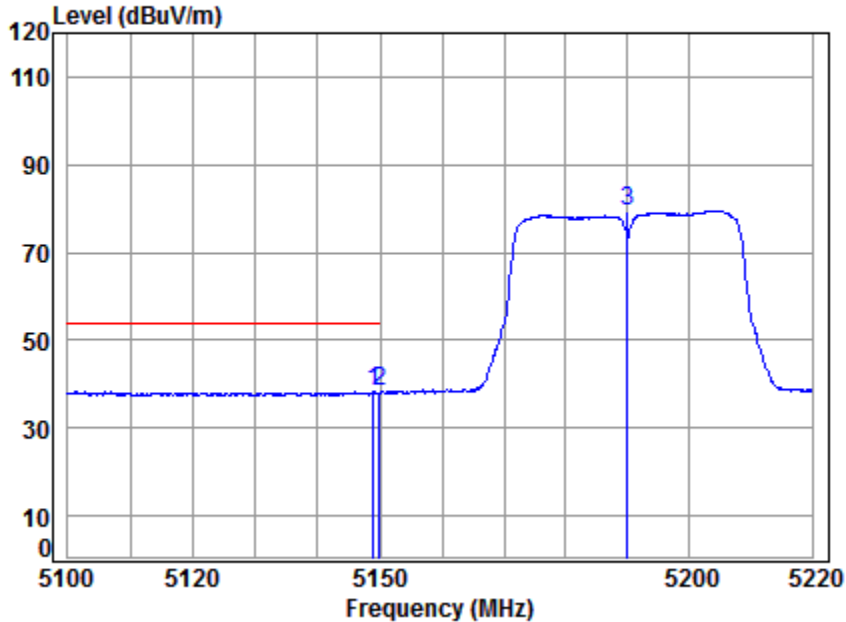


Site : chamber  
Condition: 3m HORIZONTAL  
Job No : 10002  
Mode : 5190 Band edge  
: 5G WIFI 11N40  
: MIMO

	Freq	Cable Loss	Ant Factor	Preamp Factor	Read Level	Level	Limit Line	Over Limit	Remark
	MHz	dB	dB/m	dB	dBuV	dBuV/m	dBuV/m	dB	
1	5123.301	8.28	34.30	43.67	47.98	46.89	74.00	-27.11	peak
2	5149.980	8.33	34.32	43.64	47.91	46.92	74.00	-27.08	peak
3 *	5190.000	8.39	34.36	43.60	88.01	87.16	68.20	18.96	peak



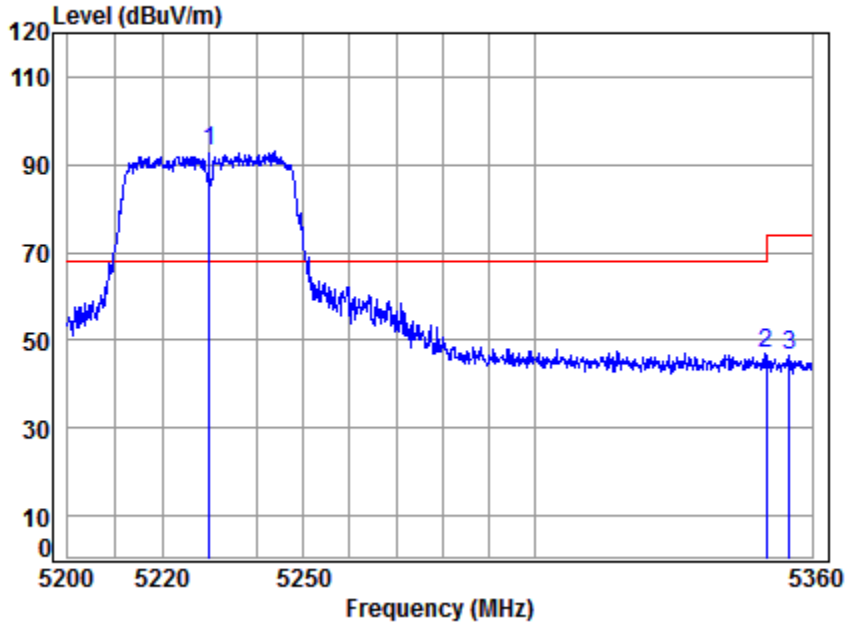
4.4.1.56 11N40\_MIMO\_38\_Average\_Horizontal



Site : chamber  
Condition: 3m HORIZONTAL  
Job No : 10002  
Mode : 5190 Band edge  
: 5G WIFI 11N40  
: MIMO

	Freq	Cable Loss	Ant Factor	Preamp Factor	Read Level	Level	Limit Line	Over Limit	Remark
	MHz	dB	dB/m	dB	dBuV	dBuV/m	dBuV/m	dB	
1	5148.863	8.32	34.32	43.64	39.45	38.45	54.00	-15.55	Average
2	5149.980	8.33	34.32	43.64	39.18	38.19	54.00	-15.81	Average
3	5190.000	8.39	34.36	43.60	80.39	79.54	-----	-----	Average

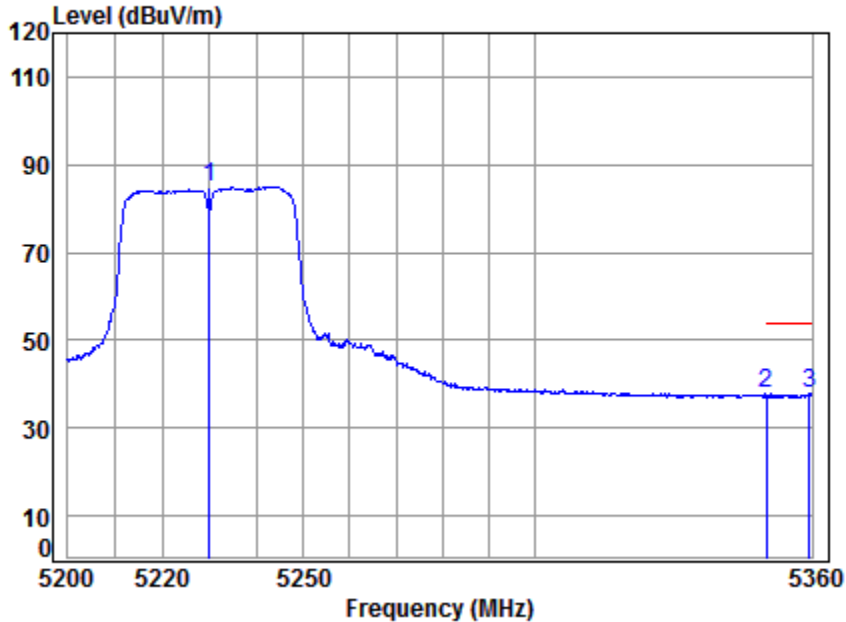
4.4.1.57 11N40\_MIMO\_46\_Peak\_Vertical



Site : chamber  
Condition: 3m VERTICAL  
Job No : 10002  
Mode : 5230 Band edge  
: 5G WIFI 11N40  
: MIMO

	Cable	Ant	Preamp	Read	Limit	Over		
Freq	Loss	Factor	Factor	Level	Level	Line	Limit	Remark
MHz	dB	dB/m	dB	dBuV	dBuV/m	dBuV/m	dB	
1 *	8.45	34.39	43.56	93.61	92.89	68.20	24.69	peak
2	8.63	34.48	43.44	47.41	47.08	74.00	-26.92	peak
3	8.64	34.49	43.44	46.76	46.45	74.00	-27.55	peak

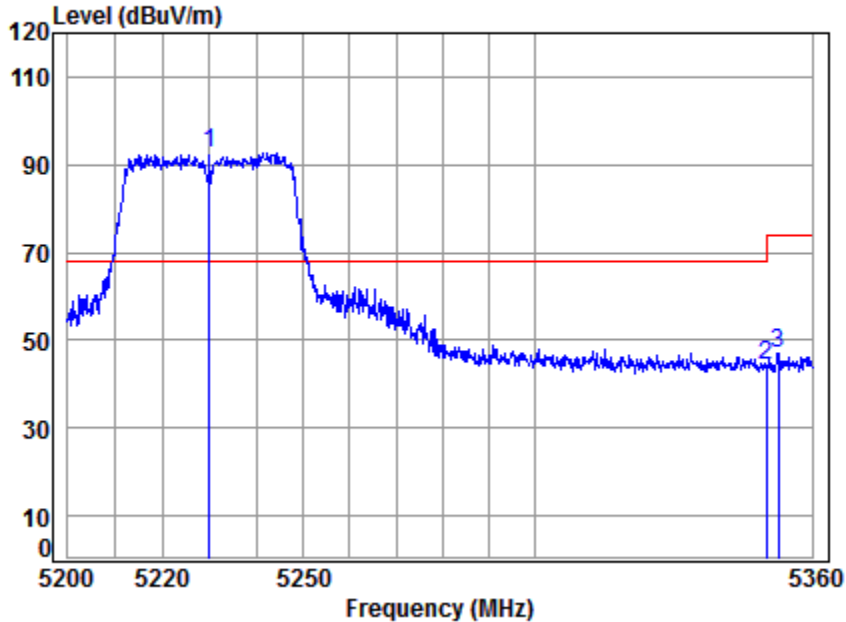
4.4.1.58 11N40\_MIMO\_46\_Average\_Vertical



Site : chamber  
Condition: 3m VERTICAL  
Job No : 10002  
Mode : 5230 Band edge  
: 5G WIFI 11N40  
: MIMO

	Freq	Cable Loss	Ant Factor	Preamp Factor	Read Level	Level	Limit Line	Over Limit	Remark
	MHz	dB	dB/m	dB	dBuV	dBuV/m	dBuV/m	dB	
1	5230.000	8.45	34.39	43.56	85.63	84.91	-----	-----	Average
2	5350.020	8.63	34.48	43.44	37.98	37.65	54.00	-16.35	Average
3	5359.513	8.64	34.49	43.43	38.27	37.97	54.00	-16.03	Average

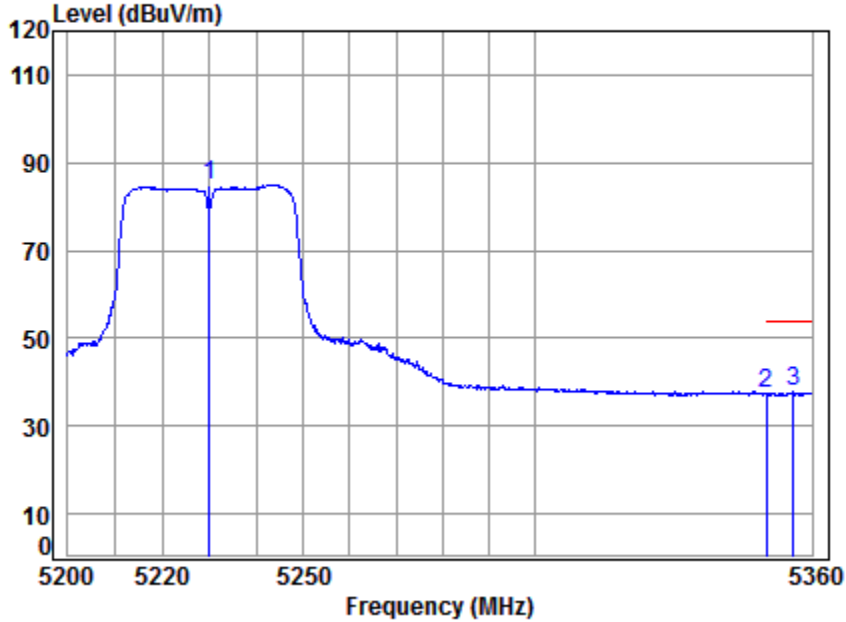
4.4.1.59 11N40\_MIMO\_46\_Peak\_Horizontal



Site : chamber  
Condition: 3m HORIZONTAL  
Job No : 10002  
Mode : 5230 Band edge  
: 5G WIFI 11N40  
: MIMO

	Cable	Ant	Preamp	Read	Limit	Over		
Freq	Loss	Factor	Factor	Level	Level	Line	Limit	Remark
MHz	dB	dB/m	dB	dBuV	dBuV/m	dBuV/m	dB	
1 *	8.45	34.39	43.56	93.28	92.56	68.20	24.36	peak
2	8.63	34.48	43.44	44.40	44.07	74.00	-29.93	peak
3	8.63	34.49	43.44	47.42	47.10	74.00	-26.90	peak

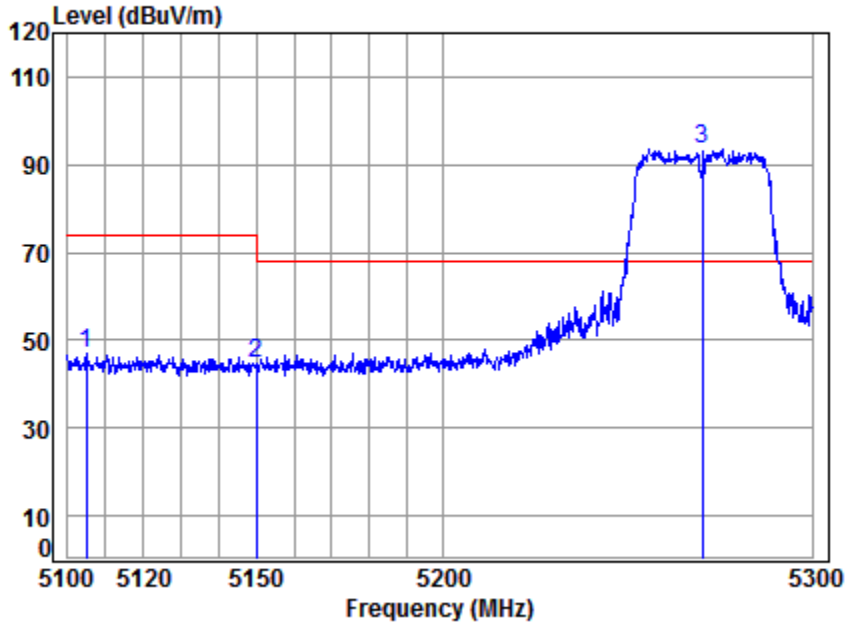
4.4.1.60 11N40\_MIMO\_46\_Average\_Horizontal



Site : chamber  
Condition: 3m HORIZONTAL  
Job No : 10002  
Mode : 5230 Band edge  
: 5G WIFI 11N40  
: MIMO

	Freq	Cable Loss	Ant Factor	Preamp Factor	Read Level	Level	Limit Line	Over Limit	Remark
	MHz	dB	dB/m	dB	dBuV	dBuV/m	dBuV/m	dB	
1	5230.000	8.45	34.39	43.56	85.70	84.98	-----	-----	Average
2	5350.020	8.63	34.48	43.44	37.69	37.36	54.00	-16.64	Average
3	5355.940	8.64	34.49	43.43	38.05	37.75	54.00	-16.25	Average

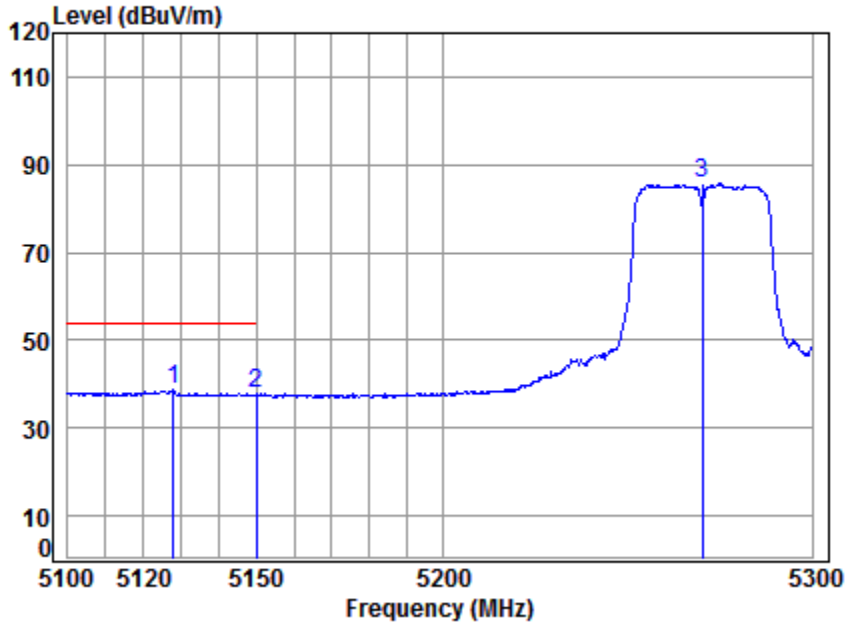
4.4.1.61 11N40\_MIMO\_54\_Peak\_Vertical



Site : chamber  
Condition: 3m VERTICAL  
Job No : 10002  
Mode : 5270 Band edge  
: 5G WIFI 11N40  
: MIMO

	Freq	Cable Loss	Ant Factor	Preamp Factor	Read Level	Level	Limit Line	Over Limit	Remark
	MHz	dB	dB/m	dB	dBuV	dBuV/m	dBuV/m	dB	
1	5104.907	8.26	34.29	43.69	48.30	47.16	74.00	-26.84	peak
2	5149.980	8.33	34.32	43.64	45.52	44.53	74.00	-29.47	peak
3 *	5270.000	8.51	34.42	43.52	94.15	93.56	68.20	25.36	peak

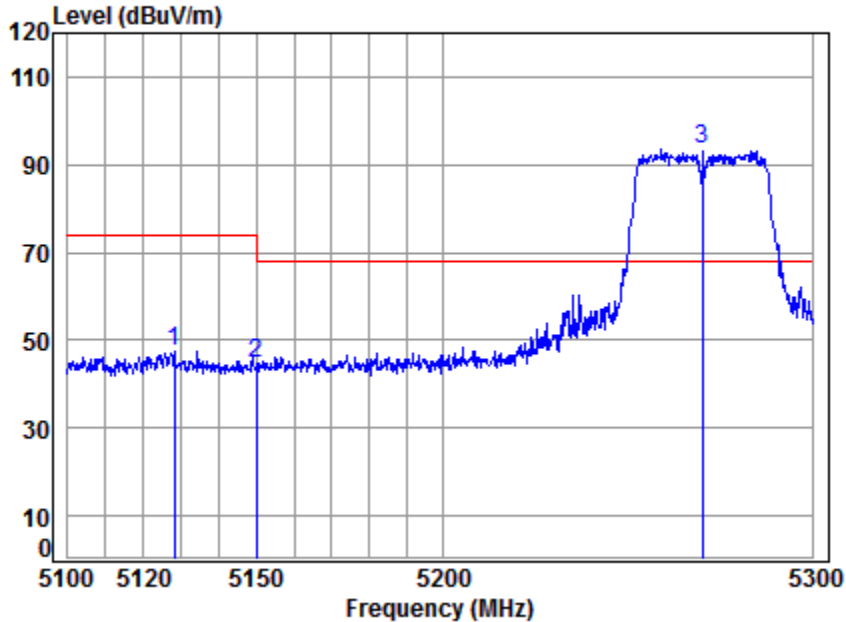
4.4.1.62 11N40\_MIMO\_54\_Average\_Vertical



Site : chamber  
Condition: 3m VERTICAL  
Job No : 10002  
Mode : 5270 Band edge  
: 5G WIFI 11N40  
: MIMO

	Freq	Cable Loss	Ant Factor	Preamp Factor	Read Level	Level	Limit Line	Over Limit	Remark
	MHz	dB	dB/m	dB	dBuV	dBuV/m	dBuV/m	dB	
1	5127.934	8.29	34.31	43.67	39.64	38.57	54.00	-15.43	Average
2	5149.980	8.33	34.32	43.64	38.71	37.72	54.00	-16.28	Average
3	5270.000	8.51	34.42	43.52	86.20	85.61	-----	-----	Average

4.4.1.63 11N40\_MIMO\_54\_Peak\_Horizontal

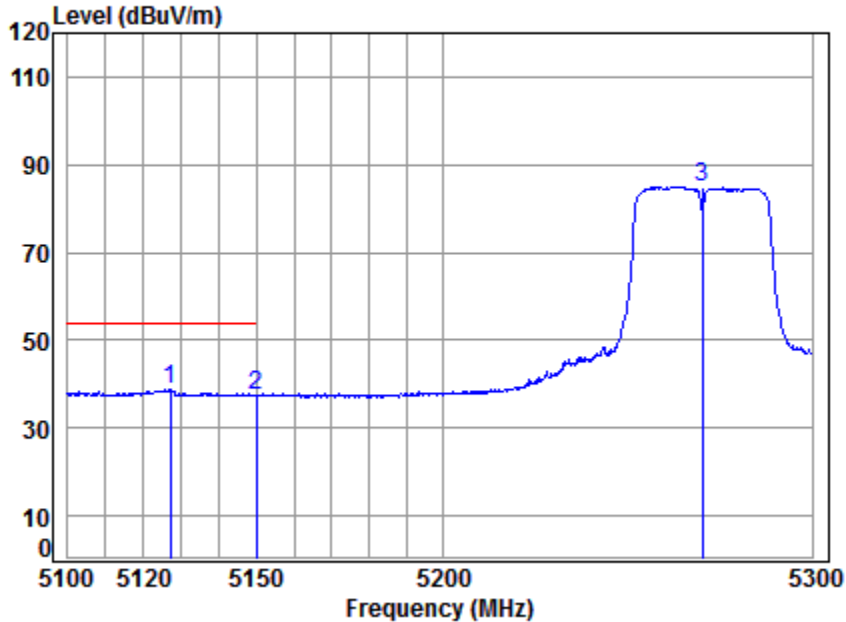


Site : chamber  
 Condition: 3m HORIZONTAL  
 Job No : 10002  
 Mode : 5270 Band edge  
 : 5G WIFI 11N40  
 : MIMO

	Freq	Cable Loss	Ant Factor	Preamp Factor	Read Level	Level	Limit Line	Over Limit	Remark
	MHz	dB	dB/m	dB	dBuV	dBuV/m	dBuV/m	dB	
1	5128.131	8.29	34.31	43.67	48.37	47.30	74.00	-26.70	peak
2	5149.980	8.33	34.32	43.64	45.56	44.57	74.00	-29.43	peak
3 *	5270.000	8.51	34.42	43.52	94.19	93.60	68.20	25.40	peak



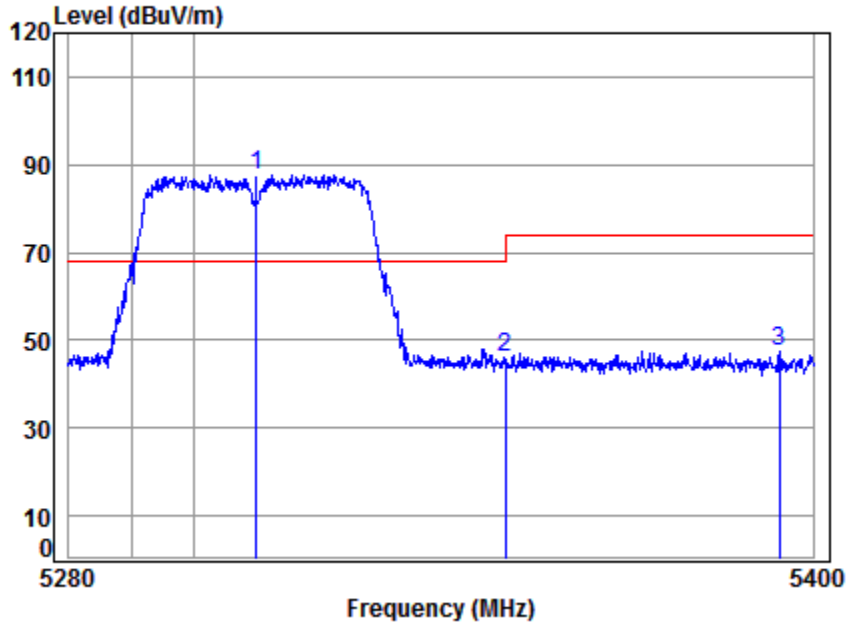
4.4.1.64 11N40\_MIMO\_54\_Average\_Horizontal



Site : chamber  
 Condition: 3m HORIZONTAL  
 Job No : 10002  
 Mode : 5270 Band edge  
 : 5G WIFI 11N40  
 : MIMO

	Freq	Cable Loss	Ant Factor	Preamp Factor	Read Level	Level	Limit Line	Over Limit	Remark
	MHz	dB	dB/m	dB	dBuV	dBuV/m	dBuV/m	dB	
1	5127.145	8.29	34.31	43.67	39.92	38.85	54.00	-15.15	Average
2	5149.980	8.33	34.32	43.64	38.57	37.58	54.00	-16.42	Average
3	5270.000	8.51	34.42	43.52	85.58	84.99	-----	-----	Average

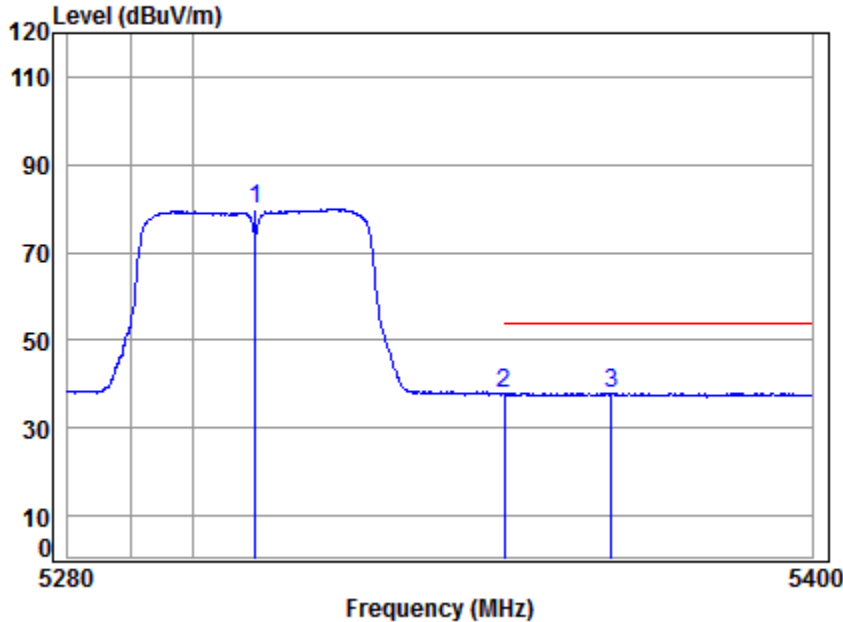
4.4.1.65 11N40\_MIMO\_62\_Peak\_Vertical



Site : chamber  
 Condition: 3m VERTICAL  
 Job No : 10002  
 Mode : 5310 Band edge  
 : 5G WIFI 11N40  
 : MIMO

	Cable	Ant	Preamp	Read	Limit	Over		
Freq	Loss	Factor	Factor	Level	Level	Line	Limit	Remark
MHz	dB	dB/m	dB	dBuV	dBuV/m	dBuV/m	dB	
1 *	8.57	34.45	43.48	88.13	87.67	68.20	19.47	peak
2	8.63	34.48	43.44	46.29	45.96	74.00	-28.04	peak
3	8.70	34.52	43.40	47.48	47.30	74.00	-26.70	peak

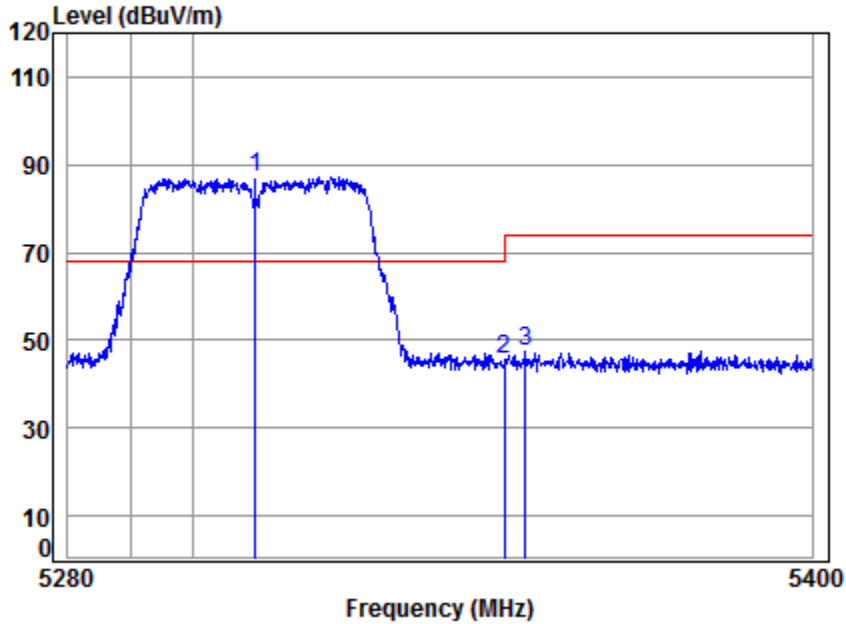
4.4.1.66 11N40\_MIMO\_62\_Average\_Vertical



Site : chamber  
 Condition: 3m VERTICAL  
 Job No : 10002  
 Mode : 5310 Band edge  
 : 5G WIFI 11N40  
 : MIMO

	Freq	Cable Loss	Ant Factor	Preamp Factor	Read Level	Level	Limit Line	Over Limit	Remark
	MHz	dB	dB/m	dB	dBuV	dBuV/m	dBuV/m	dB	
1	5310.000	8.57	34.45	43.48	80.53	80.07	-----	-----	Average
2	5350.020	8.63	34.48	43.44	38.23	37.90	54.00	-16.10	Average
3	5367.334	8.66	34.50	43.42	38.20	37.94	54.00	-16.06	Average

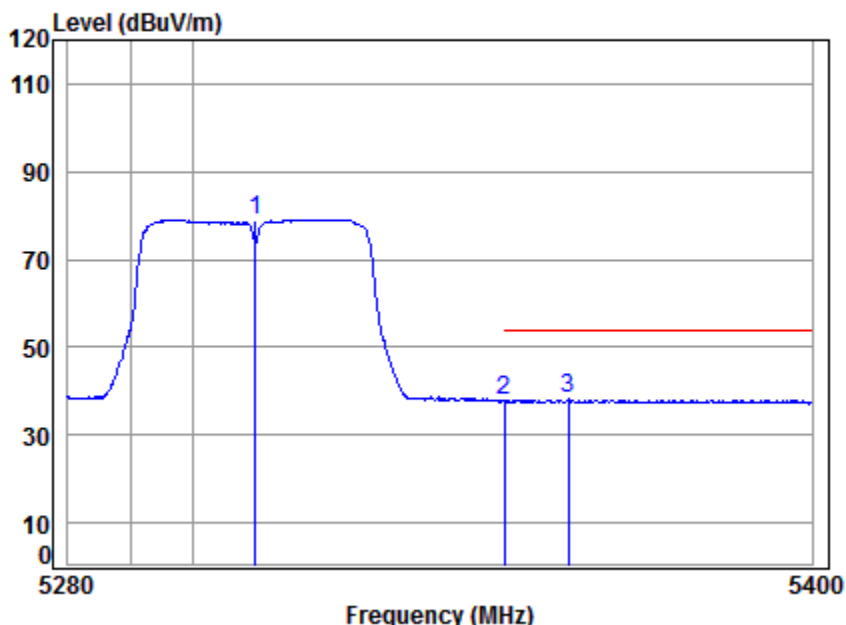
4.4.1.67 11N40\_MIMO\_62\_Peak\_Horizontal



Site : chamber  
Condition: 3m HORIZONTAL  
Job No : 10002  
Mode : 5310 Band edge  
: 5G WIFI 11N40  
: MIMO

	Cable	Ant	Preamp	Read	Limit	Over		
Freq	Loss	Factor	Factor	Level	Level	Line	Limit	Remark
MHz	dB	dB/m	dB	dBuV	dBuV/m	dBuV/m	dB	
1 *	8.57	34.45	43.48	87.60	87.14	68.20	18.94	peak
2	8.63	34.48	43.44	46.12	45.79	74.00	-28.21	peak
3	8.63	34.49	43.44	47.95	47.63	74.00	-26.37	peak

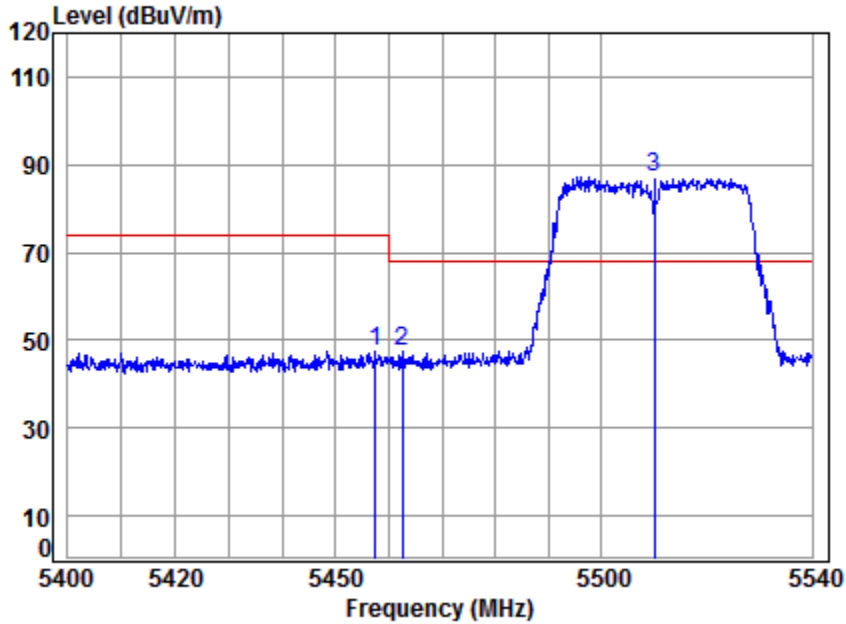
4.4.1.68 11N40\_MIMO\_62\_Average\_Horizontal



Site : chamber  
 Condition: 3m HORIZONTAL  
 Job No : 10002  
 Mode : 5310 Band edge  
 : 5G WIFI 11N40  
 : MIMO

	Freq	Cable Loss	Ant Factor	Preamp Factor	Read Level	Level	Limit Line	Over Limit	Remark
	MHz	dB	dB/m	dB	dBuV	dBuV/m	dBuV/m	dB	
1	5310.000	8.57	34.45	43.48	79.59	79.13	-----	-----	Average
2	5350.020	8.63	34.48	43.44	38.08	37.75	54.00	-16.25	Average
3	5360.342	8.64	34.49	43.43	38.50	38.20	54.00	-15.80	Average

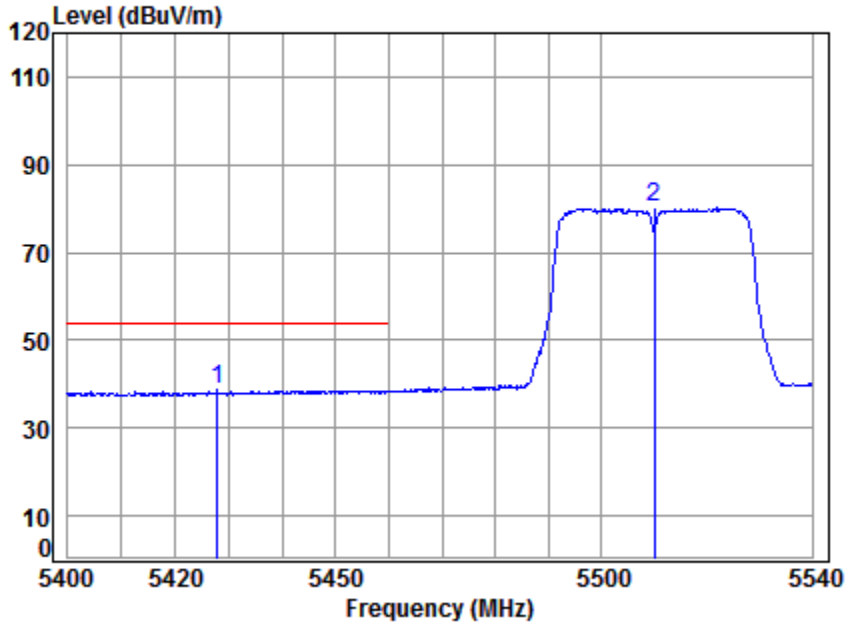
4.4.1.69 11N40\_MIMO\_102\_Peak\_Vertical



Site : chamber  
 Condition: 3m VERTICAL  
 Job No : 10002  
 Mode : 5510 Band edge  
       : 5G WIFI 11N40  
       : MIMO

	Freq	Cable Loss	Ant Factor	Preamp Factor	Read Level	Level	Limit Line	Over Limit	Remark
	MHz	dB	dB/m	dB	dBuV	dBuV/m	dBuV/m	dB	
1	5457.386	8.79	34.57	43.33	47.63	47.66	74.00	-26.34	peak
2	5462.417	8.80	34.57	43.33	47.64	47.68	68.20	-20.52	peak
3 *	5510.000	8.89	34.61	43.28	86.97	87.19	68.20	18.99	peak

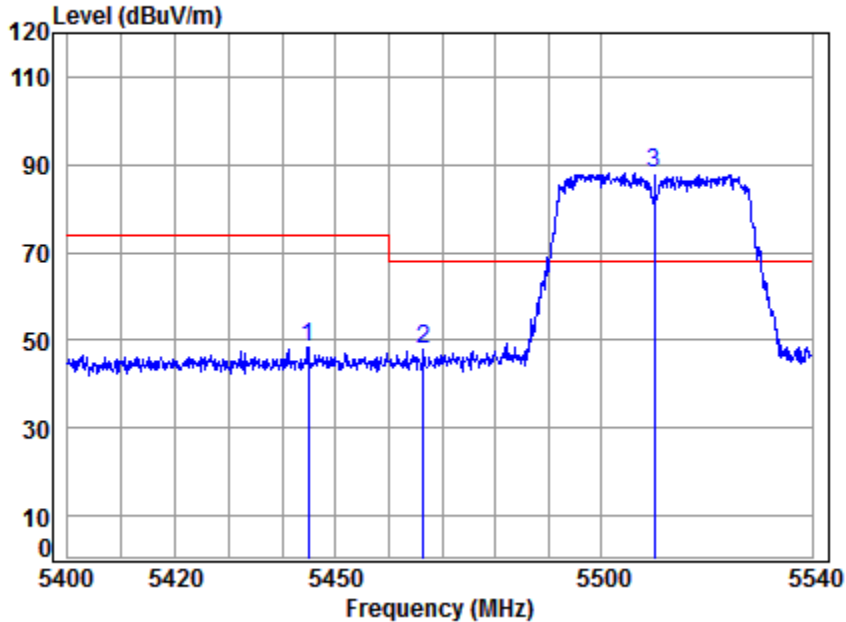
4.4.1.70 11N40\_MIMO\_102\_Average\_Vertical



Site : chamber  
 Condition: 3m VERTICAL  
 Job No : 10002  
 Mode : 5510 Band edge  
 : 5G WIFI 11N40  
 : MIMO

	Freq	Cable Loss	Ant Factor	Preamp Factor	Read Level	Limit Level	Over Limit	Remark
	MHz	dB	dB/m	dB	dBuV	dBuV/m	dBuV/m	dB
1	5427.853	8.74	34.54	43.36	38.65	38.57	54.00	-15.43 Average
2	5510.000	8.89	34.61	43.28	79.89	80.11	-----	----- Average

4.4.1.71 11N40\_MIMO\_102\_Peak\_Horizontal

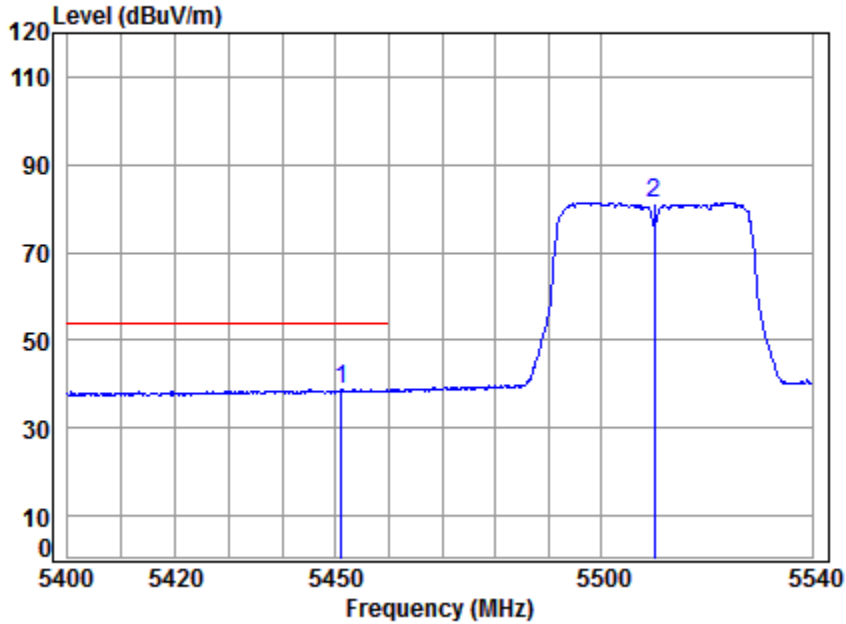


Site : chamber  
 Condition: 3m HORIZONTAL  
 Job No : 10002  
 Mode : 5510 Band edge  
 : 5G WIFI 11N40  
 : MIMO

	Cable	Ant	Preamp	Read	Limit	Over		
Freq	Loss	Factor	Factor	Level	Level	Line	Limit	Remark
MHz	dB	dB/m	dB	dBuV	dBuV/m	dBuV/m	dB	
1	8.77	34.56	43.35	48.45	48.43	74.00	-25.57	peak
2	8.80	34.57	43.33	47.89	47.93	68.20	-20.27	peak
3 *	8.89	34.61	43.28	87.96	88.18	68.20	19.98	peak



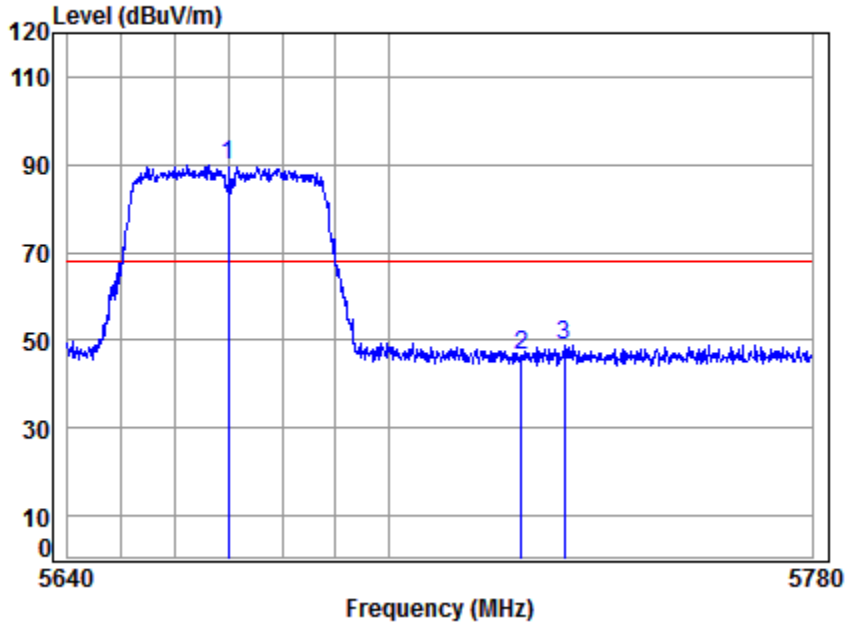
4.4.1.72 11N40\_MIMO\_102\_Average\_Horizontal



Site : chamber  
Condition: 3m HORIZONTAL  
Job No : 10002  
Mode : 5510 Band edge  
: 5G WIFI 11N40  
: MIMO

	Freq	Cable Loss	Ant Factor	Preamp Factor	Read Level	Level	Limit	Over	Remark
	MHz	dB	dB/m	dB	dBuV	dBuV/m	dBuV/m	dB	
1	5450.964	8.78	34.56	43.34	38.69	38.69	54.00	-15.31	Average
2	5510.000	8.89	34.61	43.28	81.17	81.39	-----	-----	Average

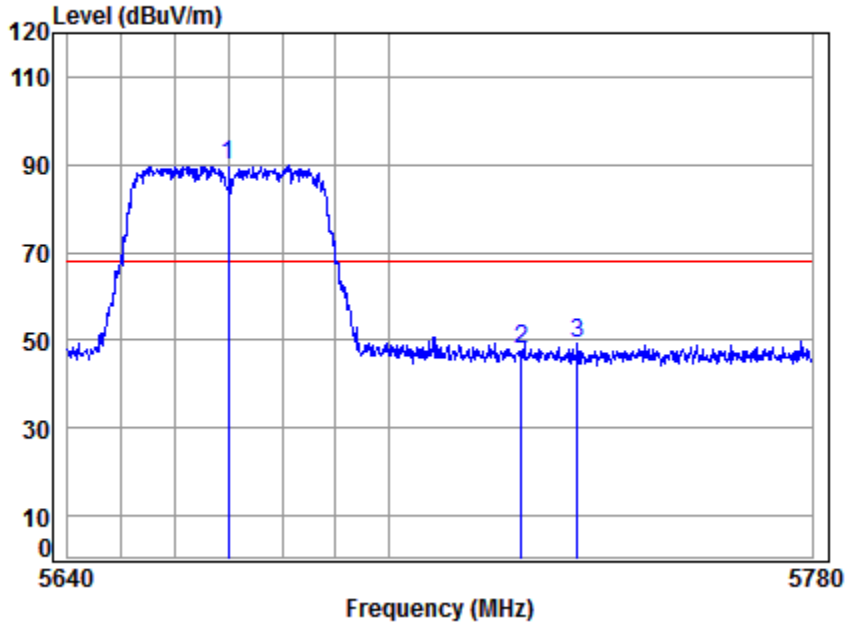
4.4.1.73 11N40\_MIMO\_134\_Peak\_Vertical



Site : chamber  
Condition: 3m VERTICAL  
Job No : 10002  
Mode : 5670 Band edge  
: 5G WIFI 11N40  
: MIMO

	Cable	Ant	Preamp	Read	Limit	Over		
Freq	Loss	Factor	Factor	Level	Line	Limit	Remark	
MHz	dB	dB/m	dB	dBuV	dBuV/m	dBuV/m	dB	
1 *	9.45	34.77	43.13	88.64	89.73	68.20	21.53	peak
2	9.64	34.83	43.08	45.30	46.69	68.20	-21.51	peak
3	9.67	34.84	43.07	47.54	48.98	68.20	-19.22	peak

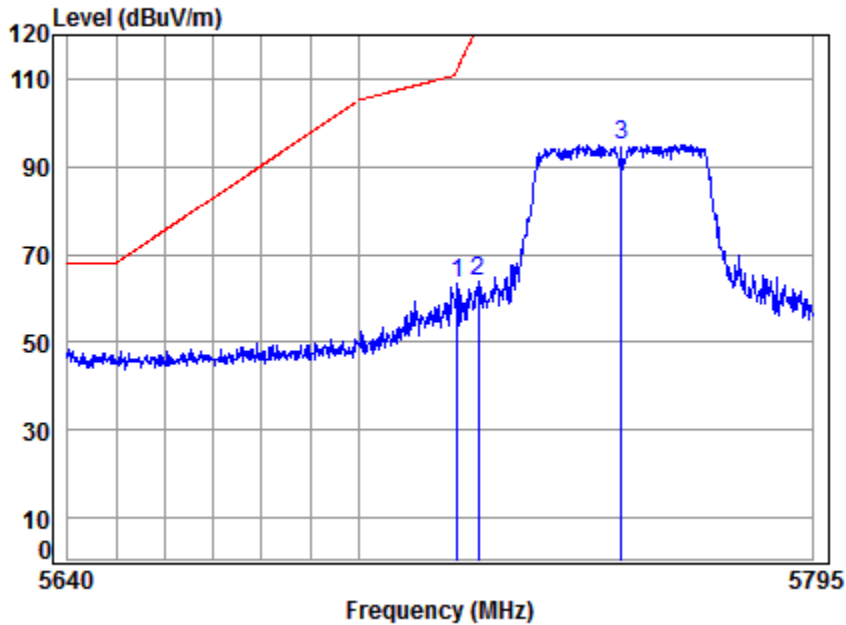
4.4.1.74 11N40\_MIMO\_134\_Peak\_Horizontal



Site : chamber  
 Condition: 3m HORIZONTAL  
 Job No : 10002  
 Mode : 5670 Band edge  
 : 5G WIFI 11N40  
 : MIMO

	Cable	Ant	Preamp	Read	Limit	Over		
Freq	Loss	Factor	Factor	Level	Level	Line	Limit	Remark
MHz	dB	dB/m	dB	dBuV	dBuV/m	dBuV/m	dB	
1 *	9.45	34.77	43.13	88.67	89.76	68.20	21.56	peak
2	9.64	34.83	43.08	46.38	47.77	68.20	-20.43	peak
3	9.68	34.84	43.07	47.66	49.11	68.20	-19.09	peak

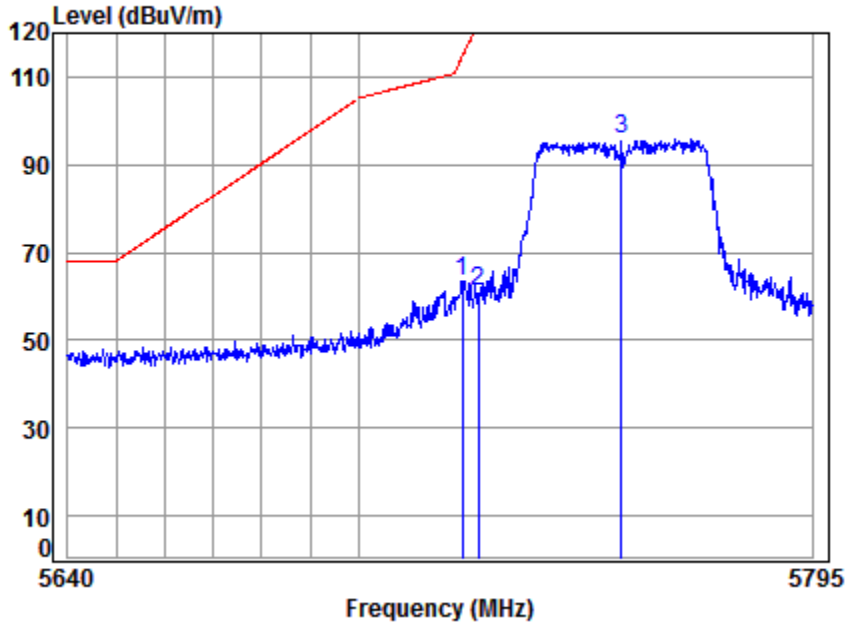
4.4.1.75 11N40\_MIMO\_151\_Peak\_Vertical



Site : chamber  
 Condition: 3m VERTICAL  
 Job No : 10002  
 Mode : 5755 Band edge  
 : 5G WIFI 11N40  
 : MIMO

	Freq	Cable Loss	Ant Factor	Preamp Factor	Read Level	Level	Limit Line	Over Limit	Remark
	MHz	dB	dB/m	dB	dBuV	dBuV/m	dBuV/m	dB	
1	5720.696	9.63	34.83	43.08	62.04	63.42	112.39	-48.97	peak
2	5725.000	9.64	34.83	43.08	62.29	63.68	122.20	-58.52	peak
3	5755.000	9.75	34.86	43.05	93.55	95.11	125.20	-30.09	peak

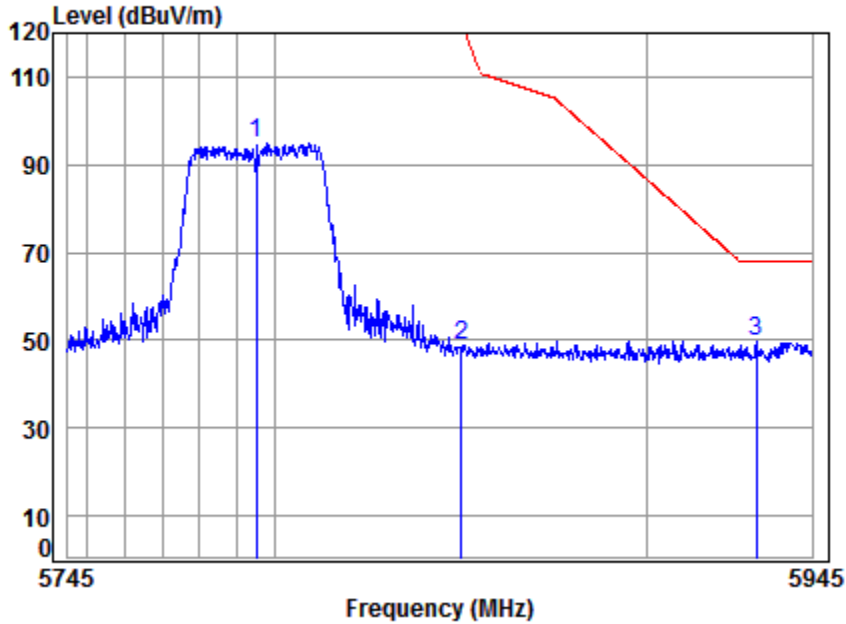
4.4.1.76 11N40\_MIMO\_151\_Peak\_Horizontal



Site : chamber  
Condition: 3m HORIZONTAL  
Job No : 10002  
Mode : 5755 Band edge  
: 5G WIFI 11N40  
: MIMO

	Freq	Cable Loss	Ant Factor	Preamp Factor	Read Level	Limit Level	Limit Line	Over Limit	Remark
	MHz	dB	dB/m	dB	dBuV	dBuV/m	dBuV/m	dB	
1	5721.626	9.63	34.83	43.08	62.11	63.49	114.51	-51.02	peak
2	5725.000	9.64	34.83	43.08	59.76	61.15	122.20	-61.05	peak
3	5755.000	9.75	34.86	43.05	94.11	95.67	125.20	-29.53	peak

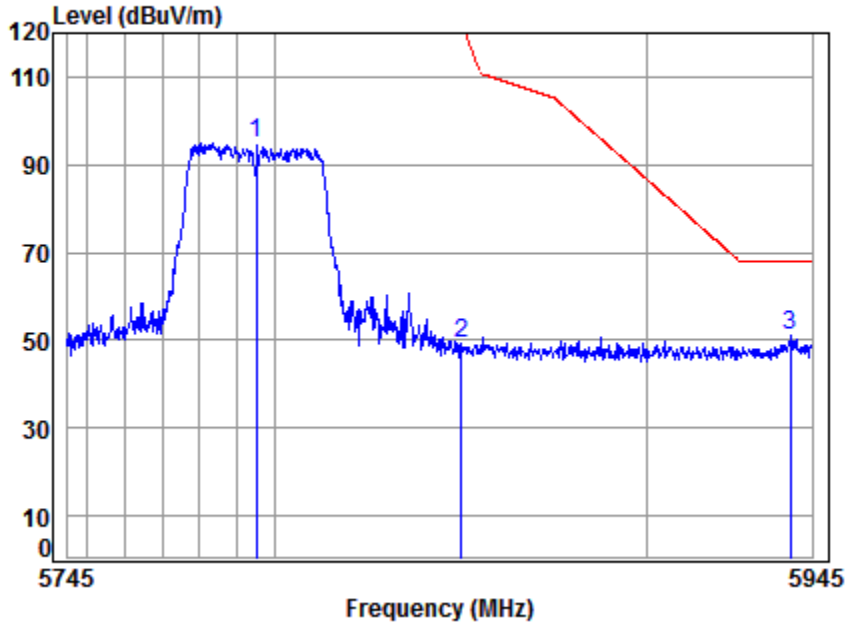
4.4.1.77 11N40\_MIMO\_159\_Peak\_Vertical



Site : chamber  
Condition: 3m VERTICAL  
Job No : 10002  
Mode : 5795 Band edge  
: 5G WIFI 11N40  
: MIMO

	Cable	Ant	Preamp	Read	Limit	Over		
Freq	Loss	Factor	Factor	Level	Level	Line	Limit	Remark
MHz	dB	dB/m	dB	dBuV	dBuV/m	dBuV/m	dB	
1	5795.000	9.88	34.90	43.02	92.98	94.74	125.20	-30.46 peak
2	5850.000	10.07	34.95	42.96	46.87	48.93	122.20	-73.27 peak
3	5929.761	10.34	35.03	42.89	47.36	49.84	68.20	-18.36 peak

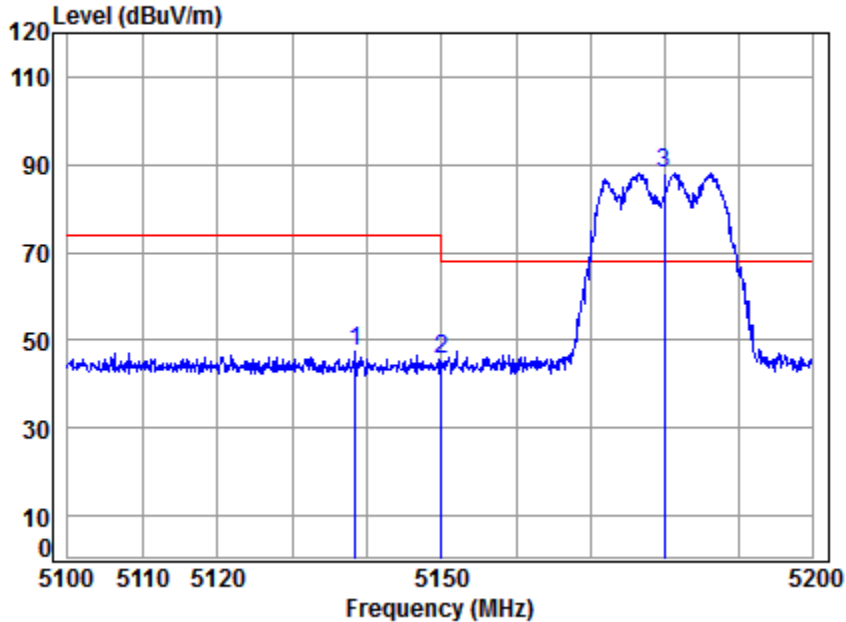
4.4.1.78 11N40\_MIMO\_159\_Peak\_Horizontal



Site : chamber  
 Condition: 3m HORIZONTAL  
 Job No : 10002  
 Mode : 5795 Band edge  
 : 5G WIFI 11N40  
 : MIMO

	Freq	Cable Loss	Ant Factor	Preamp Factor	Read Level	Limit Level	Limit Line	Over Limit	Remark
	MHz	dB	dB/m	dB	dBuV	dBuV/m	dBuV/m	dB	
1	5795.000	9.88	34.90	43.02	93.27	95.03	125.20	-30.17	peak
2	5850.000	10.07	34.95	42.96	47.28	49.34	122.20	-72.86	peak
3	5939.103	10.37	35.04	42.88	48.38	50.91	68.20	-17.29	peak

4.4.1.79 11AC20\_MIMO\_36\_Peak\_Vertical

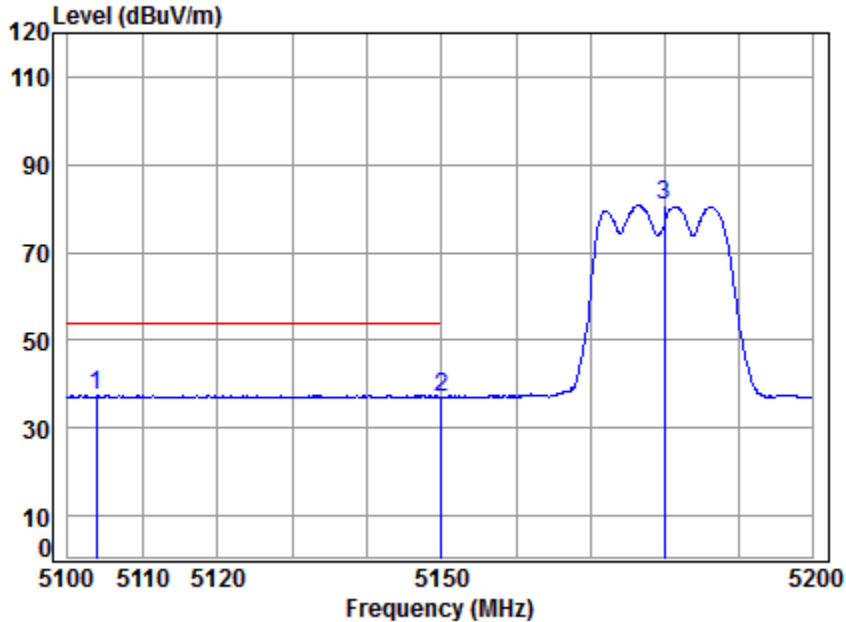


Site : chamber  
Condition: 3m VERTICAL  
Job No : 10002  
Mode : 5180 Band edge  
: 5G WIFI 11AC20  
: MIMO

	Freq	Cable Loss	Ant Factor	Preamp Factor	Read Level	Level	Limit Line	Over Limit	Remark
	MHz	dB	dB/m	dB	dBuV	dBuV/m	dBuV/m	dB	
1	5138.370	8.31	34.31	43.65	48.33	47.30	74.00	-26.70	peak
2	5149.980	8.33	34.32	43.64	46.39	45.40	74.00	-28.60	peak
3 *	5180.000	8.37	34.35	43.61	88.79	87.90	68.20	19.70	peak



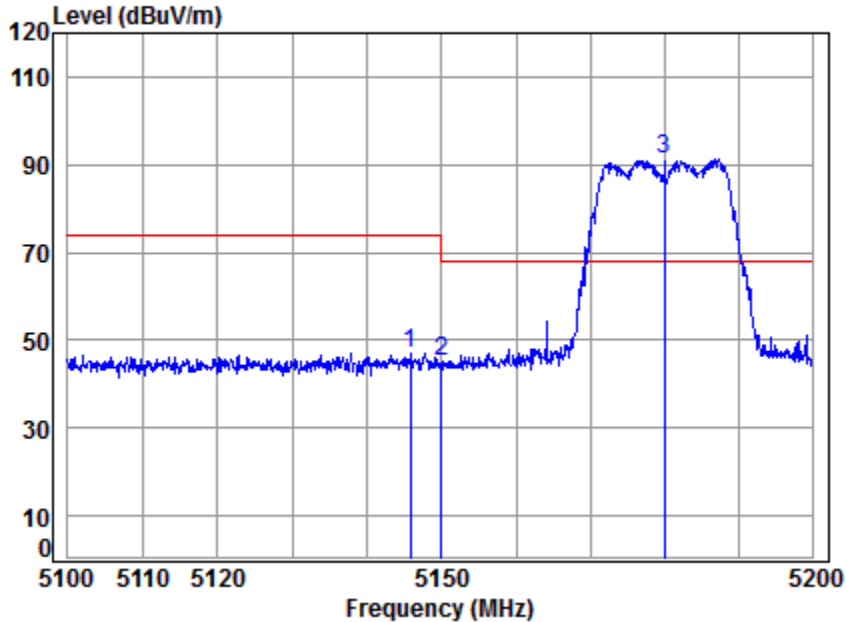
4.4.1.80 11AC20\_MIMO\_36\_Average\_Vertical



Site : chamber  
 Condition: 3m VERTICAL  
 Job No : 10002  
 Mode : 5180 Band edge  
 : 5G WIFI 11AC20  
 : MIMO

	Freq	Cable Loss	Ant Factor	Preamp Factor	Read Level	Level	Limit Line	Over Limit	Remark
	MHz	dB	dB/m	dB	dBuV	dBuV/m	dBuV/m	dB	
1	5103.864	8.25	34.29	43.69	38.50	37.35	54.00	-16.65	Average
2	5149.980	8.33	34.32	43.64	38.15	37.16	54.00	-16.84	Average
3	5180.000	8.37	34.35	43.61	81.55	80.66	-----	-----	Average

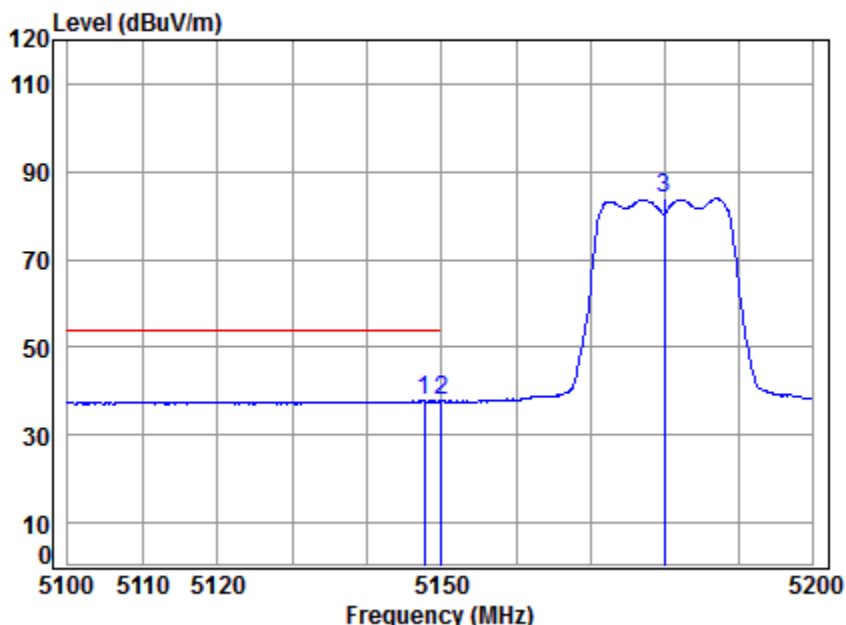
4.4.1.81 11AC20\_MIMO\_36\_Peak\_Horizontal



Site : chamber  
 Condition: 3m HORIZONTAL  
 Job No : 10002  
 Mode : 5180 Band edge  
 : 5G WIFI 11AC20  
 : MIMO

	Cable	Ant	Preamp	Read	Limit	Over		
Freq	Loss	Factor	Factor	Level	Level	Line	Limit	Remark
MHz	dB	dB/m	dB	dBuV	dBuV/m	dBuV/m	dB	
1	5145.759	8.32	34.32	43.65	48.03	47.02	74.00	-26.98 peak
2	5149.980	8.33	34.32	43.64	46.01	45.02	74.00	-28.98 peak
3 *	5180.000	8.37	34.35	43.61	91.93	91.04	68.20	22.84 peak

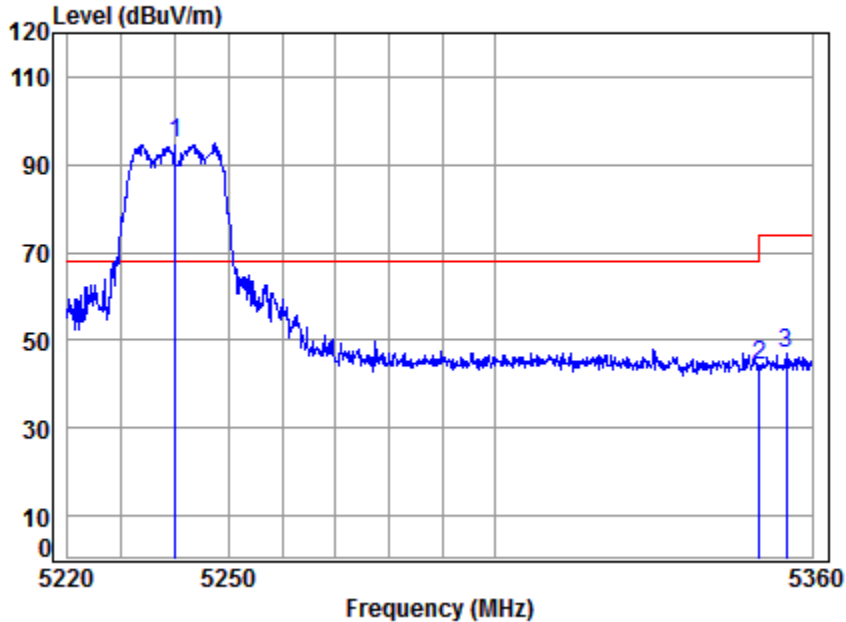
4.4.1.82 11AC20\_MIMO\_36\_Average\_Horizontal



Site : chamber  
 Condition: 3m HORIZONTAL  
 Job No : 10002  
 Mode : 5180 Band edge  
 : 5G WIFI 11AC20  
 : MIMO

	Freq	Cable Loss	Ant Factor	Preamp Factor	Read Level	Limit Level	Over Limit	Remark
	MHz	dB	dB/m	dB	dBuV	dBuV/m	dBuV/m	dB
1	5147.658	8.32	34.32	43.65	38.80	37.79	54.00	-16.21 Average
2	5149.980	8.33	34.32	43.64	38.71	37.72	54.00	-16.28 Average
3	5180.000	8.37	34.35	43.61	84.72	83.83	-----	----- Average

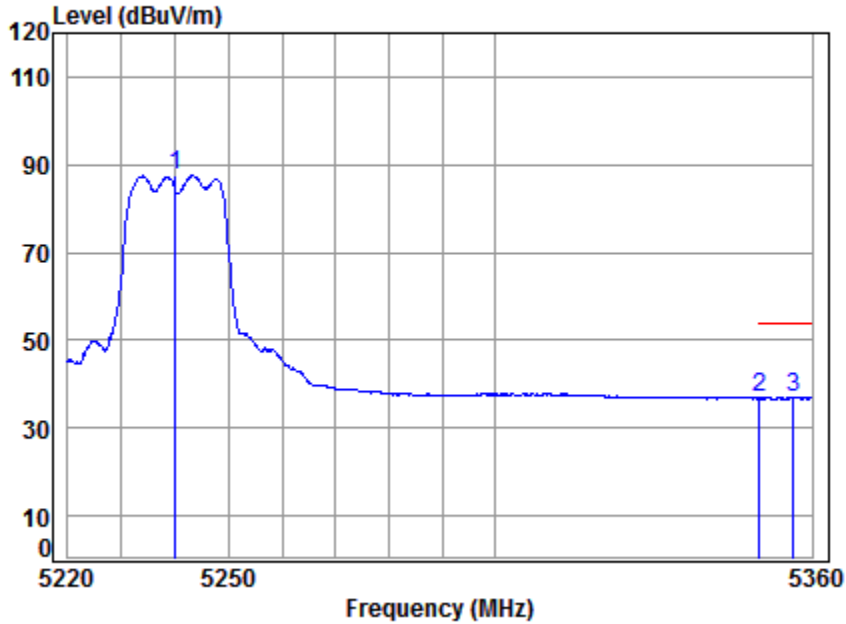
4.4.1.83 11AC20\_MIMO\_48\_Peak\_Vertical



Site : chamber  
Condition: 3m VERTICAL  
Job No : 10002  
Mode : 5240 Band edge  
: 5G WIFI 11AC20  
: MIMO

	Cable	Ant	Preamp	Read	Limit	Over		
Freq	Loss	Factor	Factor	Level	Level	Line	Limit	Remark
MHz	dB	dB/m	dB	dBuV	dBuV/m	dBuV/m	dB	
1 *	8.46	34.40	43.55	95.52	94.83	68.20	26.63	peak
2	8.63	34.48	43.44	44.75	44.42	74.00	-29.58	peak
3	8.64	34.49	43.44	47.28	46.97	74.00	-27.03	peak

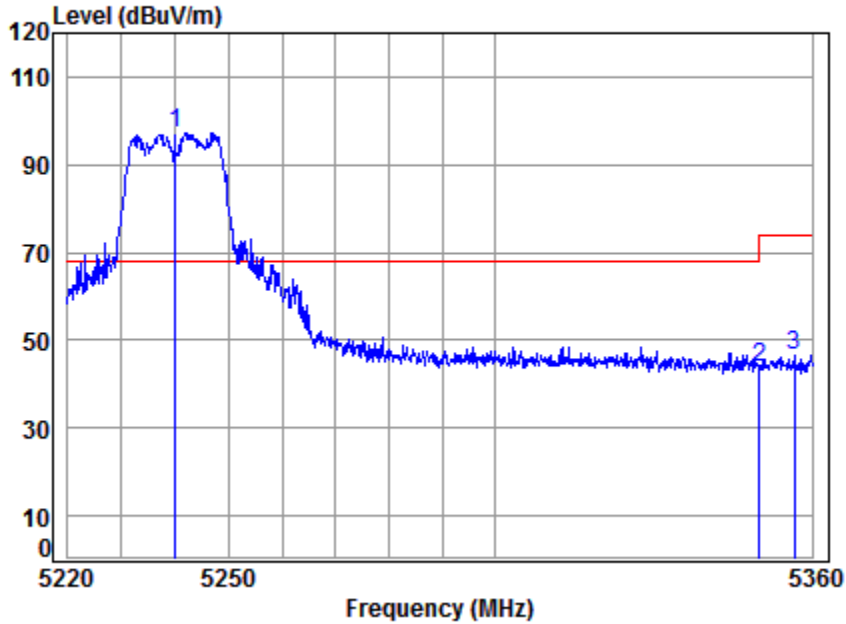
4.4.1.84 11AC20\_MIMO\_48\_Average\_Vertical



Site : chamber  
Condition: 3m VERTICAL  
Job No : 10002  
Mode : 5240 Band edge  
: 5G WIFI 11AC20  
: MIMO

	Freq	Cable Loss	Ant Factor	Preamp Factor	Read Level	Level	Limit Line	Over Limit	Remark
	MHz	dB	dB/m	dB	dBuV	dBuV/m	dBuV/m	dB	
1	5240.000	8.46	34.40	43.55	88.12	87.43	-----	-----	Average
2	5350.020	8.63	34.48	43.44	37.13	36.80	54.00	-17.20	Average
3	5356.455	8.64	34.49	43.43	37.26	36.96	54.00	-17.04	Average

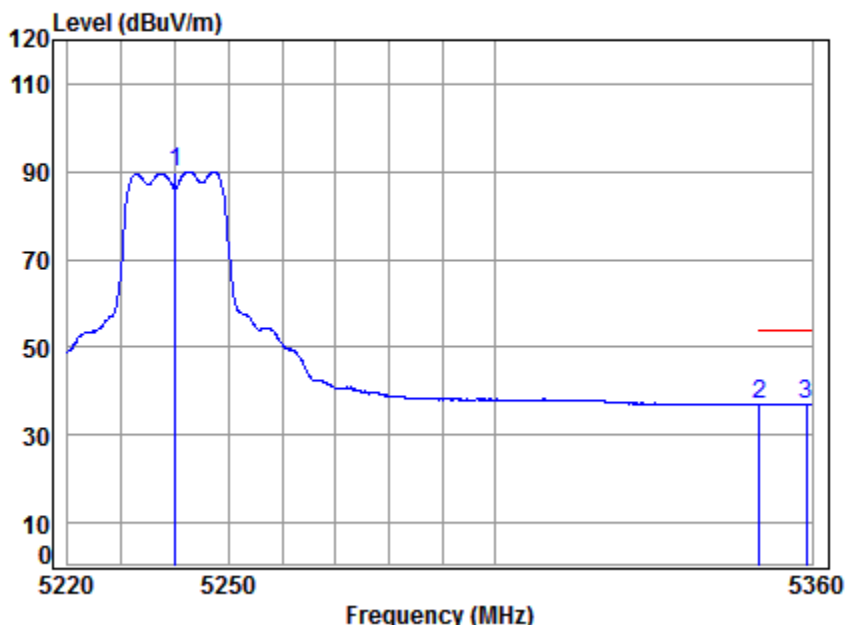
4.4.1.85 11AC20\_MIMO\_48\_Peak\_Horizontal



Site : chamber  
Condition: 3m HORIZONTAL  
Job No : 10002  
Mode : 5240 Band edge  
: 5G WIFI 11AC20  
: MIMO

	Cable	Ant	Preamp	Read	Limit	Over		
Freq	Loss	Factor	Factor	Level	Level	Line	Limit	Remark
MHz	dB	dB/m	dB	dBuV	dBuV/m	dBuV/m	dB	
1 *	8.46	34.40	43.55	97.95	97.26	68.20	29.06	peak
2	8.63	34.48	43.44	44.25	43.92	74.00	-30.08	peak
3	8.64	34.49	43.43	46.72	46.42	74.00	-27.58	peak

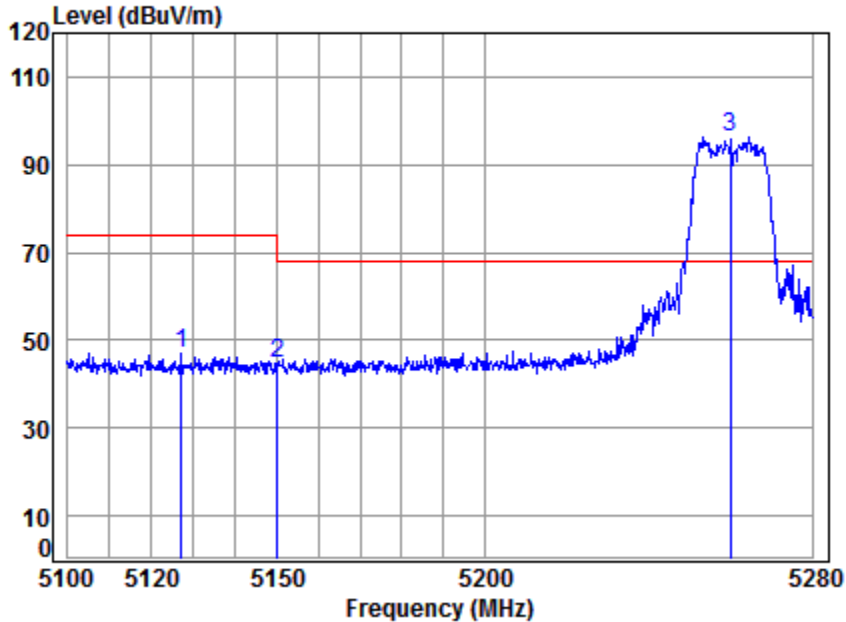
**4.4.1.86 11AC20\_MIMO\_48\_Average\_Horizontal**



Site : chamber  
 Condition: 3m HORIZONTAL  
 Job No : 10002  
 Mode : 5240 Band edge  
       : 5G WIFI 11AC20  
       : MIMO

	Freq	Cable Loss	Ant Factor	Preamp Factor	Read Level	Level	Limit Line	Over Limit	Remark
	MHz	dB	dB/m	dB	dBuV	dBuV/m	dBuV/m	dB	
1	5240.000	8.46	34.40	43.55	90.77	90.08	-----	-----	Average
2	5350.020	8.63	34.48	43.44	37.34	37.01	54.00	-16.99	Average
3	5359.007	8.64	34.49	43.43	37.32	37.02	54.00	-16.98	Average

4.4.1.87 11AC20\_MIMO\_52\_Peak\_Vertical

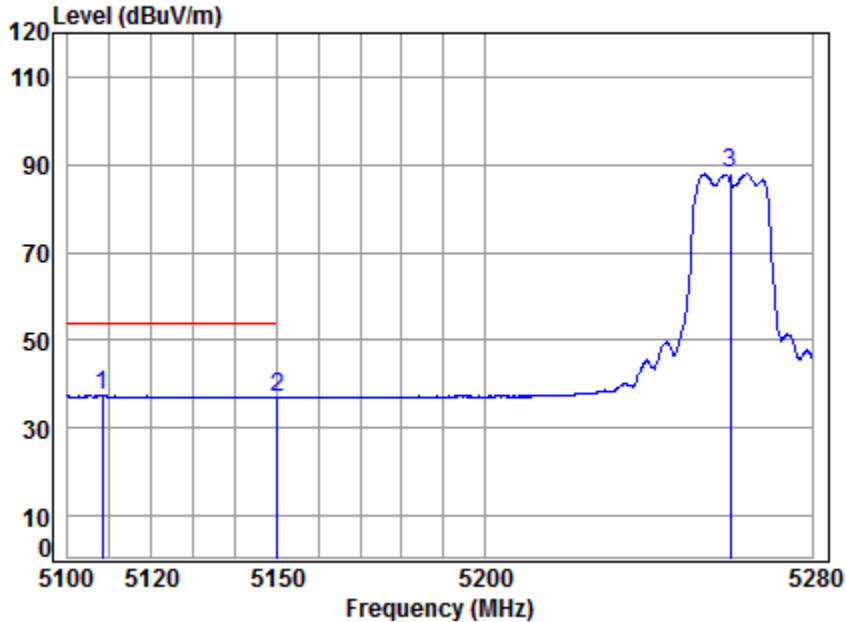


Site : chamber  
Condition: 3m VERTICAL  
Job No : 10002  
Mode : 5260 Band edge  
: 5G WIFI 11AC20  
: MIMO

	Freq	Cable Loss	Ant Factor	Preamp Factor	Read Level	Level	Limit Line	Over Limit	Remark
	MHz	dB	dB/m	dB	dBuV	dBuV/m	dBuV/m	dB	
1	5126.959	8.29	34.31	43.67	47.87	46.80	74.00	-27.20	peak
2	5149.980	8.33	34.32	43.64	45.77	44.78	74.00	-29.22	peak
3 *	5260.000	8.49	34.41	43.53	96.88	96.25	68.20	28.05	peak



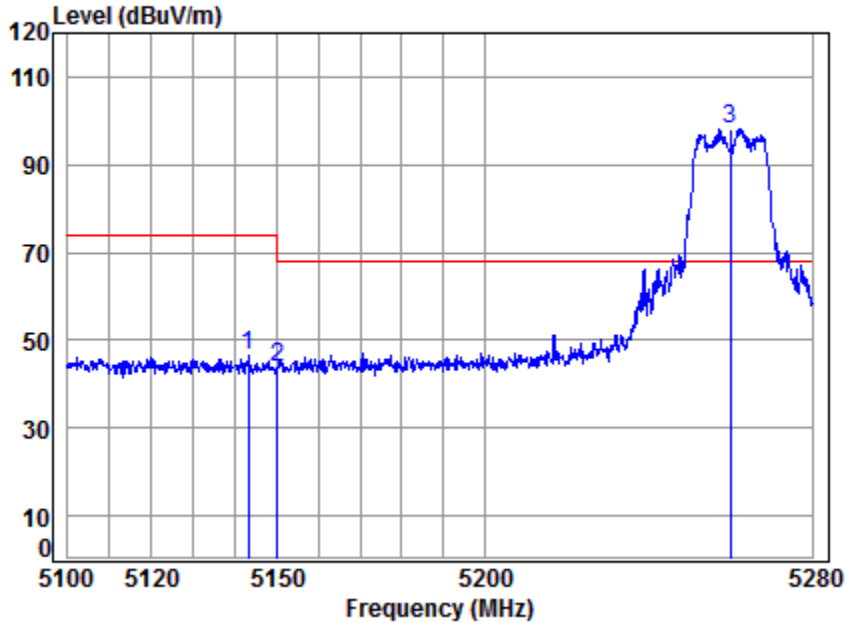
4.4.1.88 11AC20\_MIMO\_52\_Average\_Vertical



Site : chamber  
Condition: 3m VERTICAL  
Job No : 10002  
Mode : 5260 Band edge  
: 5G WIFI 11AC20  
: MIMO

	Freq	Cable Loss	Ant Factor	Preamp Factor	Read Level	Limit Level	Over Limit	Remark
	MHz	dB	dB/m	dB	dBuV	dBuV/m	dBuV/m	dB
1	5108.321	8.26	34.29	43.69	38.61	37.47	54.00	-16.53 Average
2	5149.980	8.33	34.32	43.64	37.98	36.99	54.00	-17.01 Average
3	5260.000	8.49	34.41	43.53	88.50	87.87	-----	----- Average

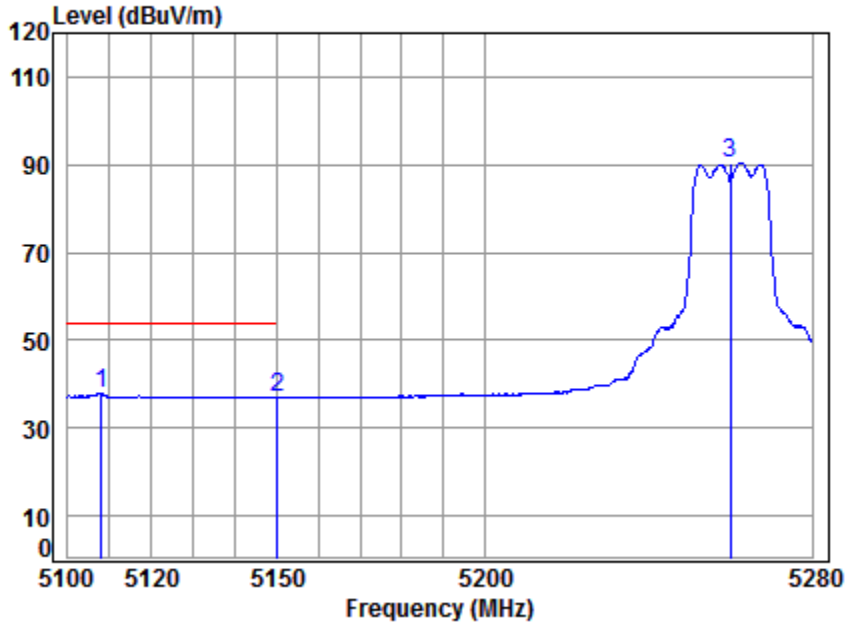
4.4.1.89 11AC20\_MIMO\_52\_Peak\_Horizontal



Site : chamber  
 Condition: 3m HORIZONTAL  
 Job No : 10002  
 Mode : 5260 Band edge  
 : 5G WIFI 11AC20  
 : MIMO

	Cable	Ant	Preamp	Read	Limit	Over		
Freq	Loss	Factor	Factor	Level	Level	Line	Limit	Remark
MHz	dB	dB/m	dB	dBuV	dBuV/m	dBuV/m	dB	
1	8.32	34.32	43.65	47.51	46.50	74.00	-27.50	peak
2	8.33	34.32	43.64	44.96	43.97	74.00	-30.03	peak
3 *	8.49	34.41	43.53	98.76	98.13	68.20	29.93	peak

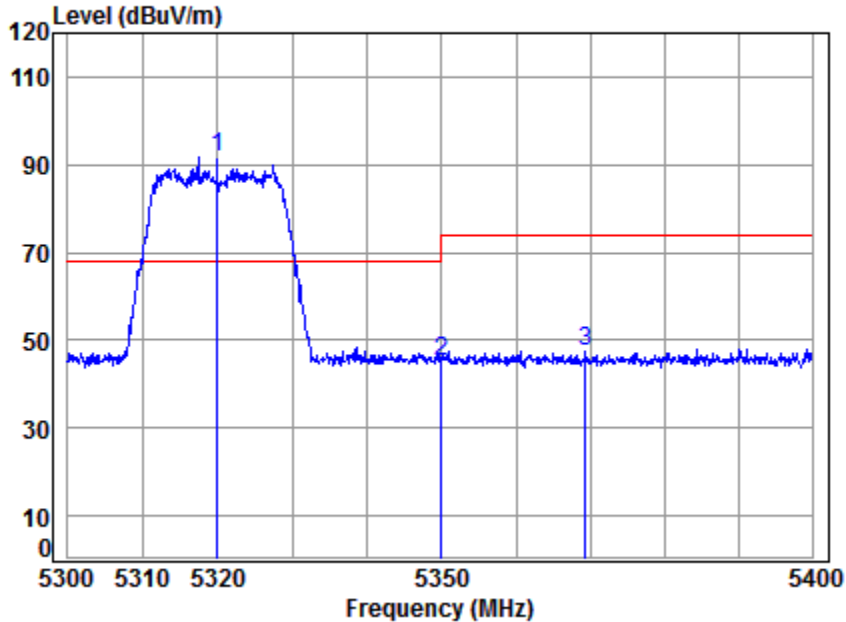
**4.4.1.90 11AC20\_MIMO\_52\_Average\_Horizontal**



Site : chamber  
 Condition: 3m HORIZONTAL  
 Job No : 10002  
 Mode : 5260 Band edge  
       : 5G WIFI 11AC20  
       : MIMO

	Freq	Cable Loss	Ant Factor	Preamp Factor	Read Level	Limit Level	Over Limit	Remark
	MHz	dB	dB/m	dB	dBuV	dBuV/m	dBuV/m	dB
1	5107.966	8.26	34.29	43.69	38.93	37.79	54.00	-16.21 Average
2	5149.980	8.33	34.32	43.64	38.03	37.04	54.00	-16.96 Average
3	5260.000	8.49	34.41	43.53	91.15	90.52	-----	----- Average

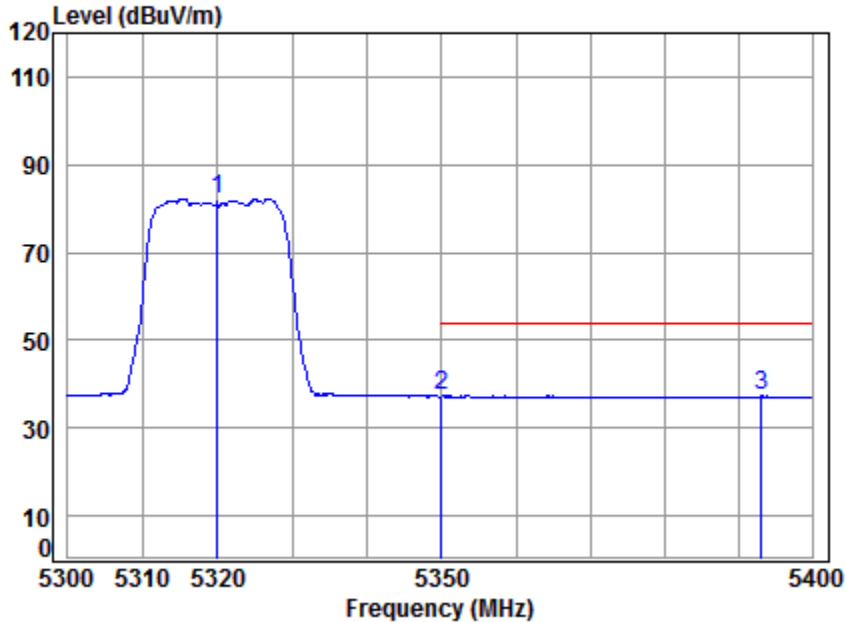
4.4.1.91 11AC20\_MIMO\_64\_Peak\_Vertical



Site : chamber  
Condition: 3m VERTICAL  
Job No : 10002  
Mode : 5320 Band edge  
: 5G WIFI 11AC20  
: MIMO

	Cable	Ant	Preamp	Read	Limit	Over		
Freq	Loss	Factor	Factor	Level	Level	Line	Limit	Remark
MHz	dB	dB/m	dB	dBuV	dBuV/m	dBuV/m	dB	
1 *	8.58	34.46	43.47	91.97	91.54	68.20	23.34	Peak
2	8.63	34.48	43.44	45.43	45.10	68.20	-23.10	Peak
3	8.66	34.50	43.42	47.92	47.66	74.00	-26.34	Peak

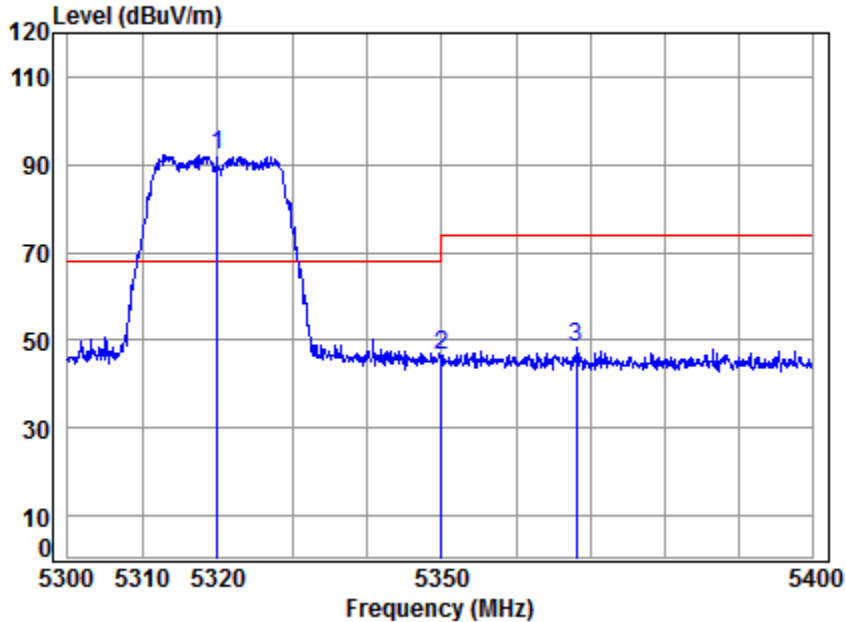
4.4.1.92 11AC20\_MIMO\_64\_Average\_Vertical



Site : chamber  
Condition: 3m VERTICAL  
Job No : 10002  
Mode : 5320 Band edge  
: 5G WIFI 11AC20  
: MIMO

	Freq	Cable Loss	Ant Factor	Preamp Factor	Read Level	Level	Limit Line	Over Limit	Remark
	MHz	dB	dB/m	dB	dBuV	dBuV/m	dBuV/m	dB	
1	5320.000	8.59	34.47	43.46	82.59	82.19	-----	-----	Average
2	5350.000	8.63	34.48	43.44	37.75	37.42	54.00	-16.58	Average
3	5393.141	8.69	34.52	43.40	37.44	37.25	54.00	-16.75	Average

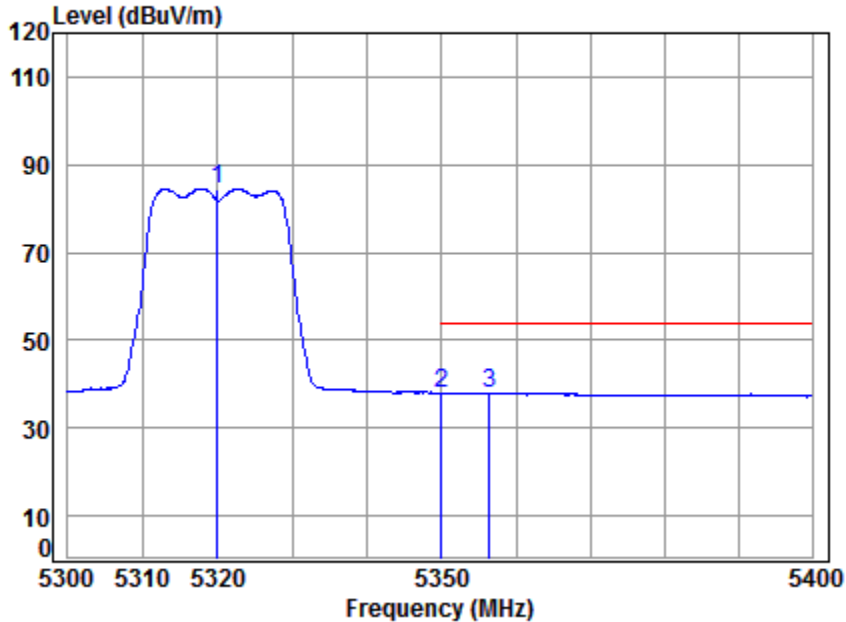
4.4.1.93 11AC20\_MIMO\_64\_Peak\_Horizontal



Site : chamber  
 Condition: 3m HORIZONTAL  
 Job No : 10002  
 Mode : 5320 Band edge  
 : 5G WIFI 11AC20  
 : MIMO

	Cable	Ant	Preamp	Read	Limit	Over		
Freq	Loss	Factor	Factor	Level	Level	Line	Limit	Remark
MHz	dB	dB/m	dB	dBuV	dBuV/m	dBuV/m	dB	
1 *	8.58	34.46	43.47	92.50	92.07	68.20	23.87	peak
2	8.63	34.48	43.44	47.05	46.72	74.00	-27.28	peak
3	8.66	34.50	43.42	48.49	48.23	74.00	-25.77	peak

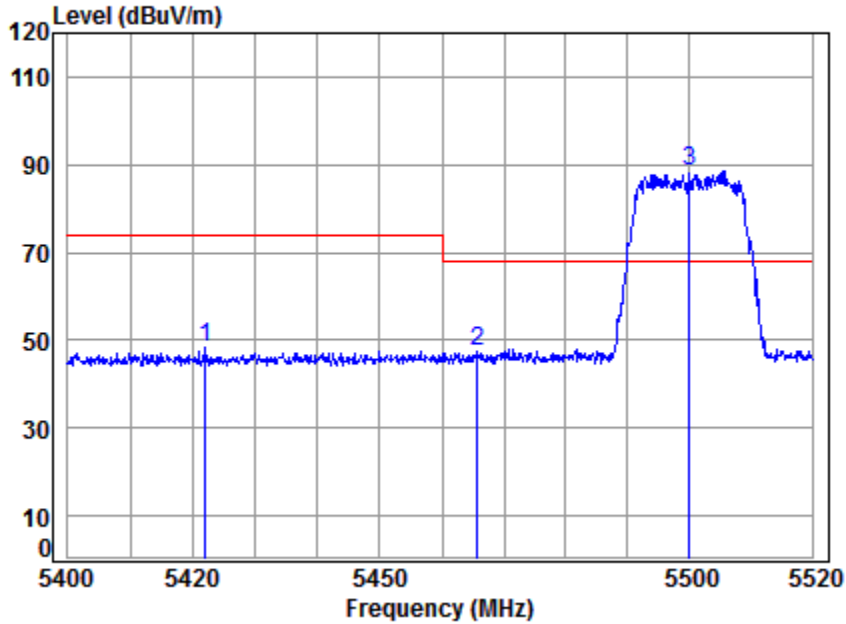
4.4.1.94 11AC20\_MIMO\_64\_Average\_Horizontal



Site : chamber  
Condition: 3m HORIZONTAL  
Job No : 10002  
Mode : 5320 Band edge  
: 5G WIFI 11AC20  
: MIMO

	Freq	Cable Loss	Ant Factor	Preamp Factor	Read Level	Limit Level	Limit Line	Over Limit	Remark
	MHz	dB	dB/m	dB	dBuV	dBuV/m	dBuV/m	dB	
1	5320.000	8.58	34.46	43.47	84.92	84.49	-----	-----	Average
2	5350.020	8.63	34.48	43.44	38.37	38.04	54.00	-15.96	Average
3	5356.470	8.64	34.49	43.43	38.34	38.04	54.00	-15.96	Average

4.4.1.95 11AC20\_MIMO\_100\_Peak\_Vertical

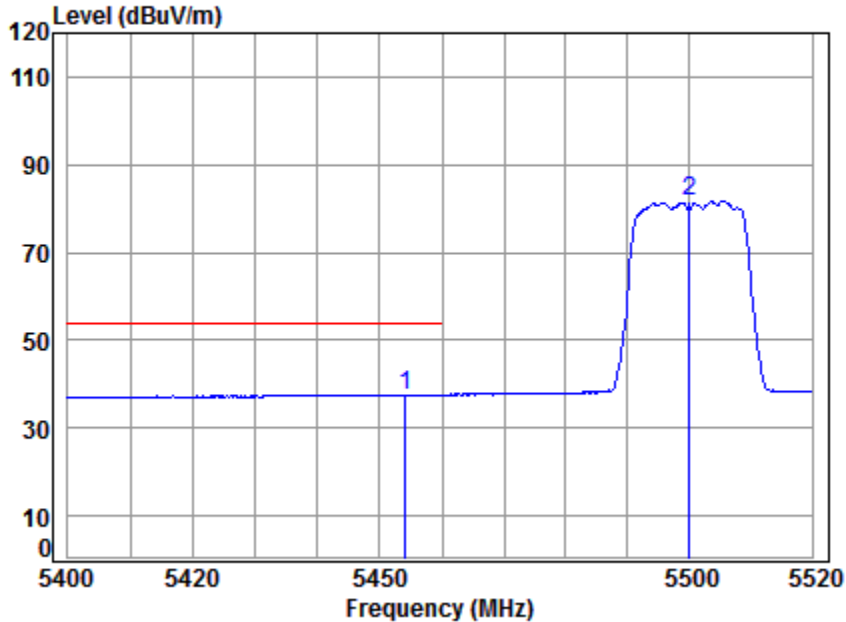


Site : chamber  
Condition: 3m VERTICAL  
Job No : 10002  
Mode : 5500 Band edge  
: 5G WIFI 11AC20  
: MIMO

	Cable	Ant	Preamp	Read	Limit	Over		
Freq	Loss	Factor	Factor	Level	Level	Line	Limit	Remark
MHz	dB	dB/m	dB	dBuV	dBuV/m	dBuV/m	dB	
1	8.74	34.54	43.37	48.28	48.19	74.00	-25.81	Peak
2	8.80	34.57	43.33	47.19	47.23	68.20	-20.97	Peak
3 *	8.87	34.61	43.29	88.37	88.56	68.20	20.36	Peak



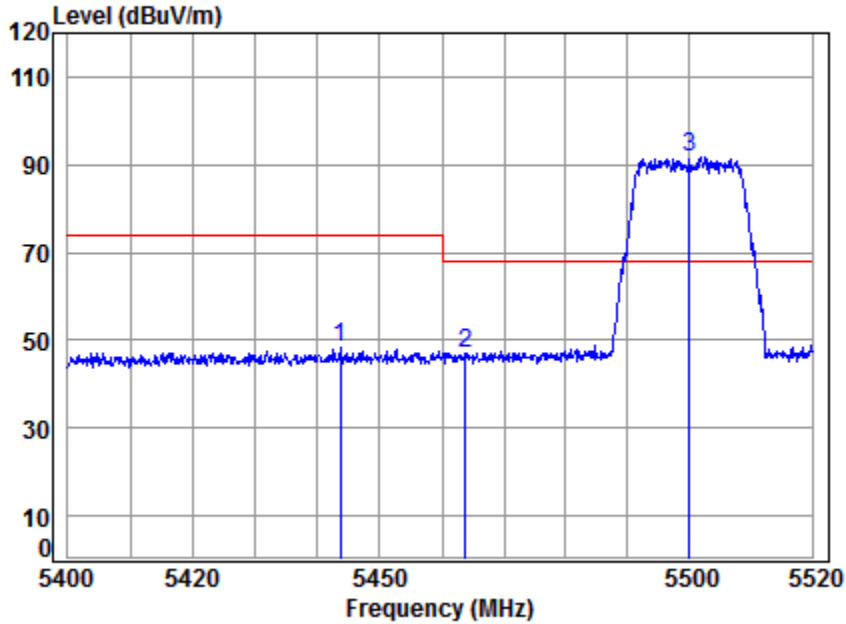
4.4.1.96 11AC20\_MIMO\_100\_Average\_Vertical



Site : chamber  
Condition: 3m VERTICAL  
Job No : 10002  
Mode : 5500 Band edge  
: 5G WIFI 11AC20  
: MIMO

	Freq	Cable Loss	Ant Factor	Preamp Factor	Read Level	Limit Level	Over Limit	Remark
	MHz	dB	dB/m	dB	dBuV	dBuV/m	dBuV/m	dB
1	5454.033	8.78	34.56	43.34	37.58	37.58	54.00	-16.42 Average
2	5500.000	8.87	34.61	43.29	81.44	81.63	-----	----- Average

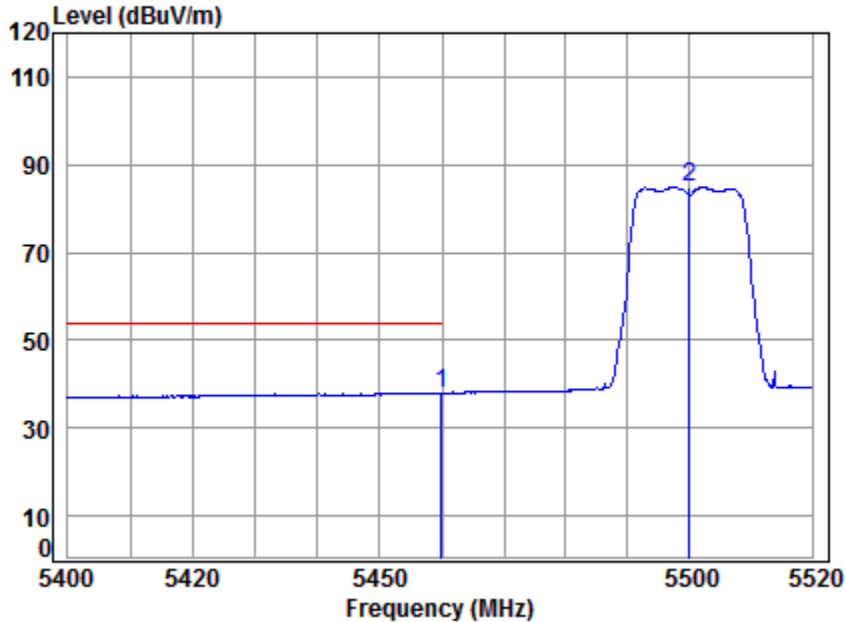
4.4.1.97 11AC20\_MIMO\_100\_Peak\_Horizontal



Site : chamber  
Condition: 3m HORIZONTAL  
Job No : 10002  
Mode : 5500 Band edge  
: 5G WIFI 11AC20  
: MIMO

	Cable	Ant	Preamp	Read	Limit	Over		
Freq	Loss	Factor	Factor	Level	Level	Line	Limit	Remark
MHz	dB	dB/m	dB	dBuV	dBuV/m	dBuV/m	dB	
1	8.77	34.56	43.35	48.57	48.55	74.00	-25.45	Peak
2	8.80	34.57	43.33	46.99	47.03	68.20	-21.17	Peak
3 *	8.86	34.60	43.29	91.37	91.54	68.20	23.34	Peak

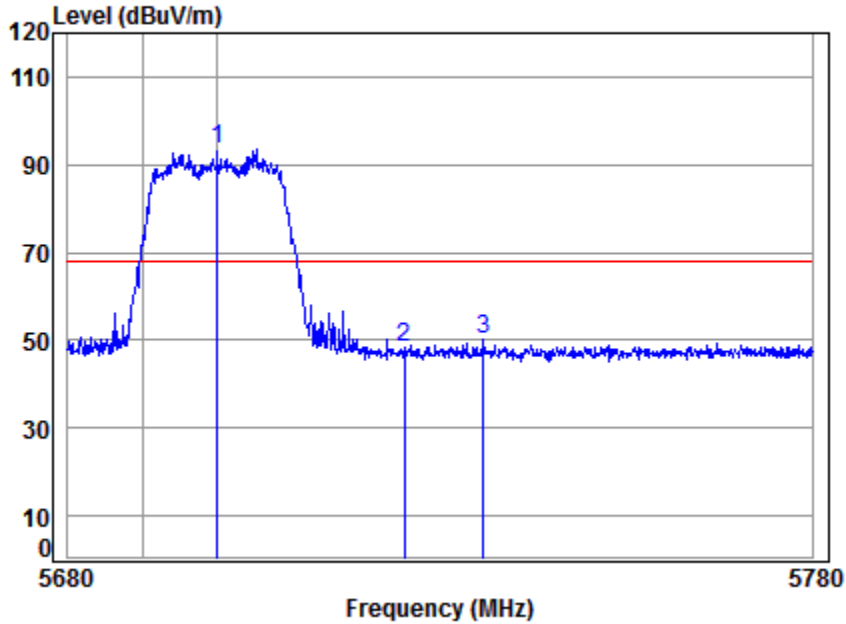
4.4.1.98 11AC20\_MIMO\_100\_Average\_Horizontal



Site : chamber  
 Condition: 3m HORIZONTAL  
 Job No : 10002  
 Mode : 5500 Band edge  
 : 5G WIFI 11AC20  
 : MIMO

	Freq	Cable Loss	Ant Factor	Preamp Factor	Read Level	Limit Level	Over Limit	Remark
	MHz	dB	dB/m	dB	dBuV	dBuV/m	dBuV/m	dB
1	5459.910	8.79	34.57	43.33	37.97	38.00	54.00	-16.00 Average
2	5500.000	8.86	34.60	43.29	84.72	84.89	-----	----- Average

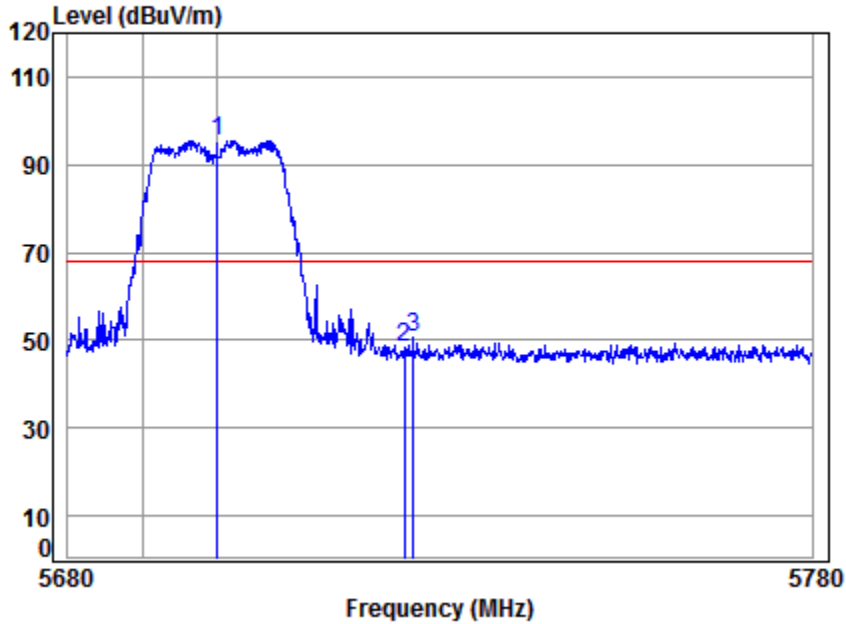
4.4.1.99 11AC20\_MIMO\_140\_Peak\_Vertical



Site : chamber  
 Condition: 3m VERTICAL  
 Job No : 10002  
 Mode : 5700 Band edge  
 : 5G WIFI 11AC20  
 : MIMO

	Cable	Ant	Preamp	Read	Limit	Over		
Freq	Loss	Factor	Factor	Level	Level	Line	Limit	Remark
MHz	dB	dB/m	dB	dBuV	dBuV/m	dBuV/m	dB	
1 *	9.57	34.81	43.10	92.21	93.49	68.20	25.29	Peak
2	9.63	34.83	43.08	46.98	48.36	68.20	-19.84	Peak
3	9.68	34.84	43.07	48.74	50.19	68.20	-18.01	Peak

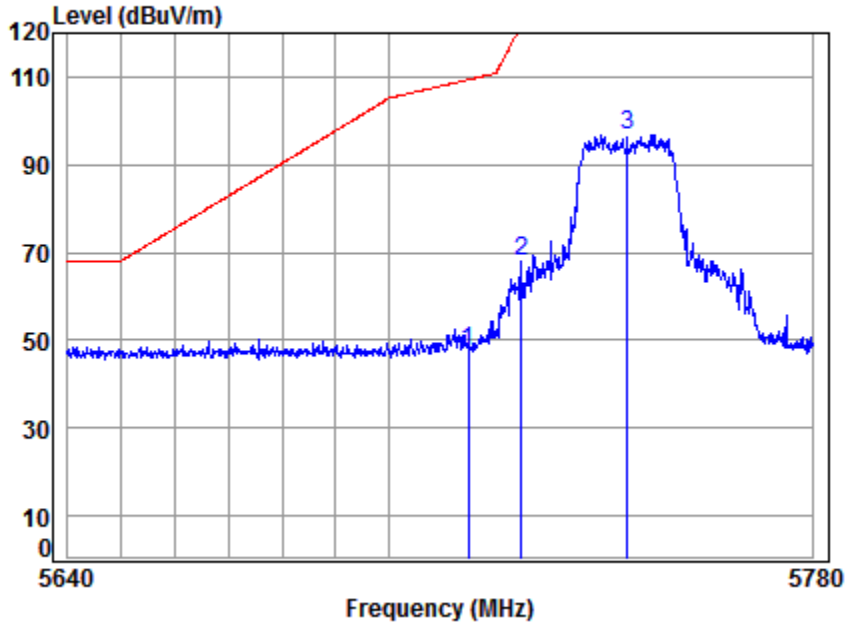
4.4.1.100 11AC20\_MIMO\_140\_Peak\_Horizontal



Site : chamber  
 Condition: 3m HORIZONTAL  
 Job No : 10002  
 Mode : 5700 Band edge  
 : 5G WIFI 11AC20  
 : MIMO

	Cable	Ant	Preamp	Read	Limit	Over		
Freq	Loss	Factor	Factor	Level	Level	Line	Limit	Remark
MHz	dB	dB/m	dB	dBuV	dBuV/m	dBuV/m	dB	
1 *	9.56	34.81	43.10	94.23	95.50	68.20	27.30	peak
2	9.64	34.83	43.08	46.86	48.25	68.20	-19.95	peak
3	9.65	34.83	43.08	49.37	50.77	68.20	-17.43	peak

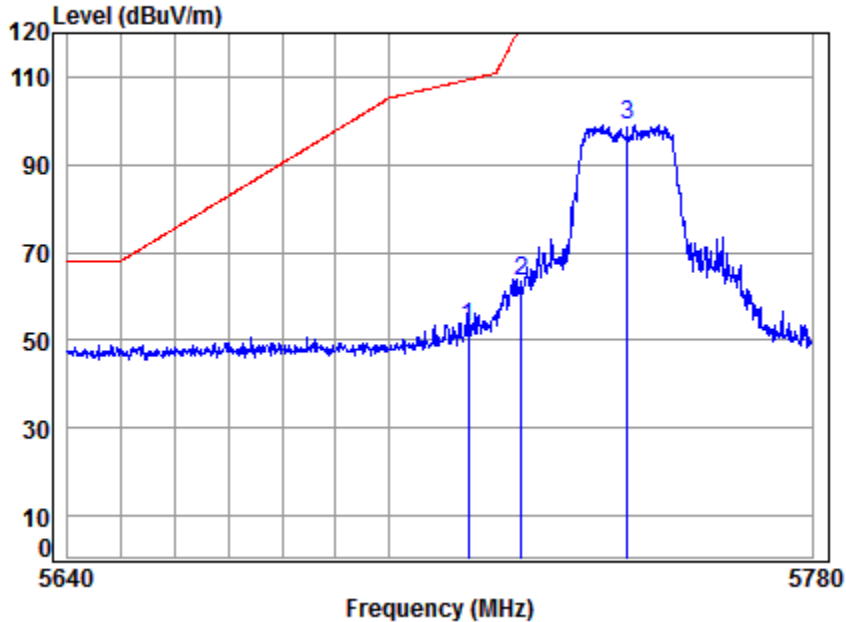
**4.4.1.101 11AC20\_MIMO\_149\_Peak\_Vertical**



Site : chamber  
 Condition: 3m VERTICAL  
 Job No : 10002  
 Mode : 5745 Band edge  
       : 5G WIFI 11AC20  
       : MIMO

	Freq	Cable Loss	Ant Factor	Preamp Factor	Read Level	Limit Level	Over Limit	Remark
	MHz	dB	dB/m	dB	dBuV	dBuV/m	dBuV/m	dB
1	5715.000	9.61	34.82	43.09	46.24	47.58	109.40	-61.82 peak
2	5725.000	9.64	34.83	43.08	66.54	67.93	122.20	-54.27 peak
3	5745.000	9.71	34.85	43.06	95.34	96.84	125.20	-28.36 peak

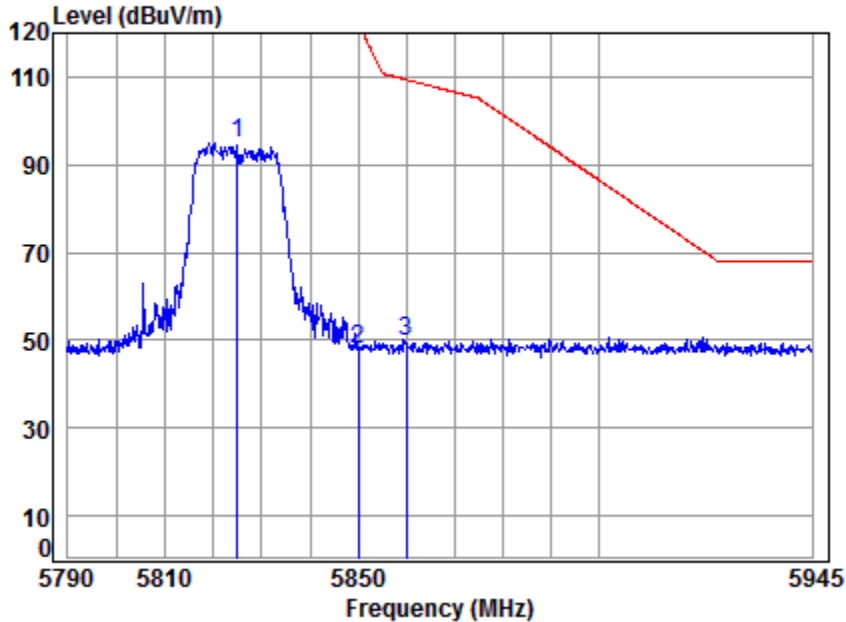
**4.4.1.102 11AC20\_MIMO\_149\_Peak\_Horizontal**



Site : chamber  
 Condition: 3m HORIZONTAL  
 Job No : 10002  
 Mode : 5745 Band edge  
 : 5G WIFI 11AC20  
 : MIMO

	Freq	Cable Loss	Ant Factor	Preamp Factor	Read Level	Limit Level	Over Limit	Remark
	MHz	dB	dB/m	dB	dBuV	dBuV/m	dBuV/m	dB
1	5715.000	9.61	34.82	43.09	51.56	52.90	109.40	-56.50 peak
2	5725.000	9.64	34.83	43.08	61.93	63.32	122.20	-58.88 peak
3	5745.000	9.71	34.85	43.06	97.65	99.15	125.20	-26.05 peak

4.4.1.103 11AC20\_MIMO\_165\_Peak\_Vertical

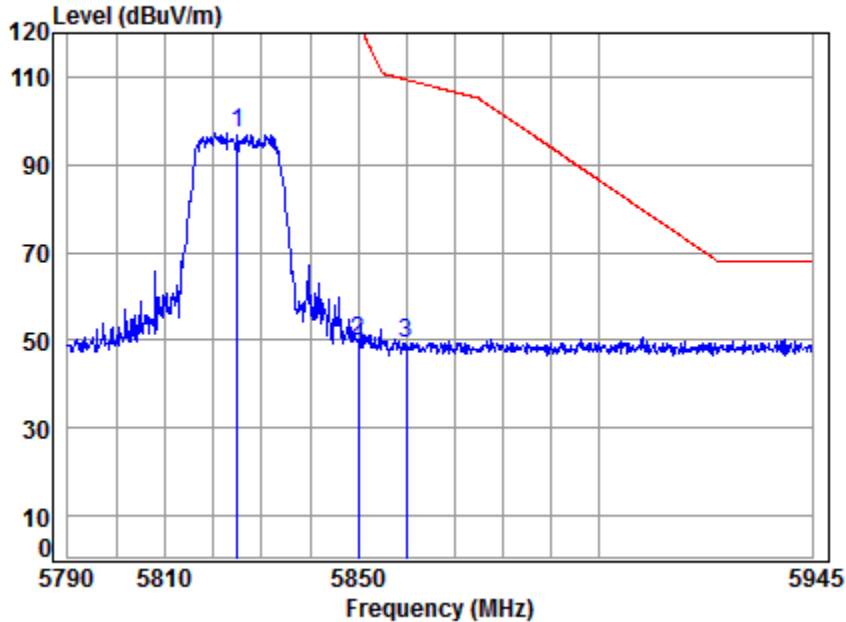


Site : chamber  
 Condition: 3m VERTICAL  
 Job No : 10002  
 Mode : 5825 Band edge  
 : 5G WIFI 11AC20  
 : MIMO

	Freq	Cable Loss	Ant Factor	Preamp Factor	Read Level	Limit Level	Limit Line	Over Limit	Remark
	MHz	dB	dB/m	dB	dBuV	dBuV/m	dBuV/m	dB	
1	5825.000	9.98	34.93	42.99	93.04	94.96	125.20	-30.24	peak
2	5850.000	10.07	34.95	42.96	45.87	47.93	122.20	-74.27	peak
3	5860.000	10.10	34.96	42.96	47.71	49.81	109.40	-59.59	peak



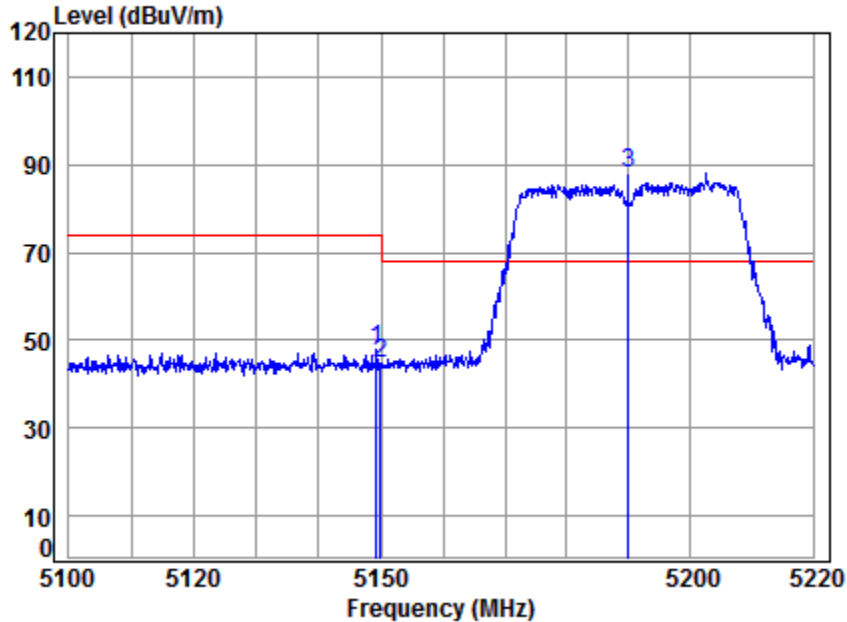
4.4.1.104 11AC20\_MIMO\_165\_Peak\_Horizontal



Site : chamber  
 Condition: 3m HORIZONTAL  
 Job No : 10002  
 Mode : 5825 Band edge  
 : 5G WIFI 11AC20  
 : MIMO

	Freq	Cable Loss	Ant Factor	Preamp Factor	Read Level	Limit Level	Over Limit	Remark
	MHz	dB	dB/m	dB	dBuV	dBuV/m	dBuV/m	dB
1	5825.000	9.98	34.93	42.99	95.15	97.07	125.20	-28.13 peak
2	5850.000	10.07	34.95	42.96	47.56	49.62	122.20	-72.58 peak
3	5860.000	10.10	34.96	42.96	47.21	49.31	109.40	-60.09 peak

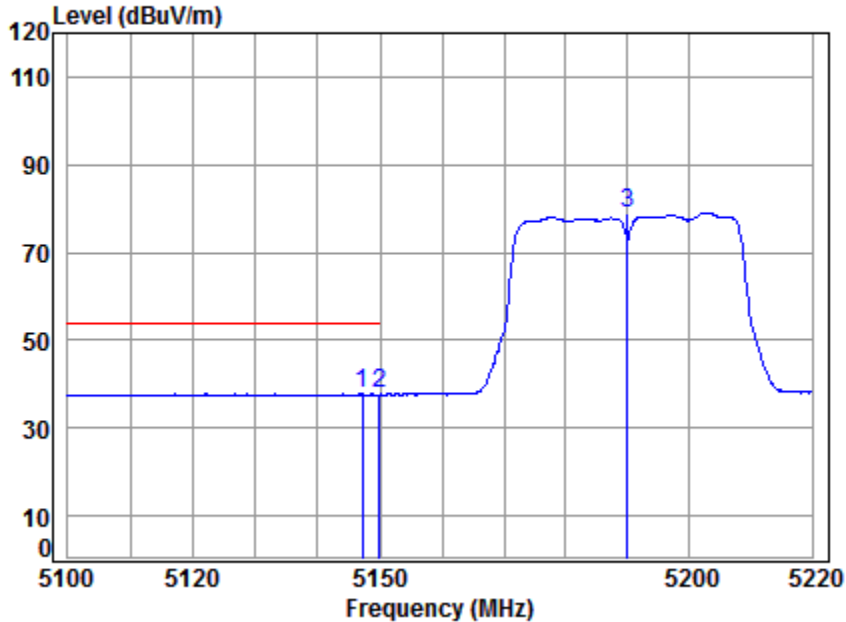
4.4.1.105 11AC40\_MIMO\_38\_Peak\_Vertical



Site : chamber  
Condition: 3m VERTICAL  
Job No : 10002  
Mode : 5190 Band edge  
: 5G WIFI 11AC40  
: MIMO

	Freq	Cable Loss	Ant Factor	Preamp Factor	Read Level	Limit Level	Limit Line	Over Limit	Remark
	MHz	dB	dB/m	dB	dBuV	dBuV/m	dBuV/m	dB	
1	5149.342	8.32	34.32	43.64	48.95	47.95	74.00	-26.05	peak
2	5149.980	8.33	34.32	43.64	45.83	44.84	74.00	-29.16	peak
3 *	5190.000	8.39	34.36	43.60	88.92	88.07	68.20	19.87	peak

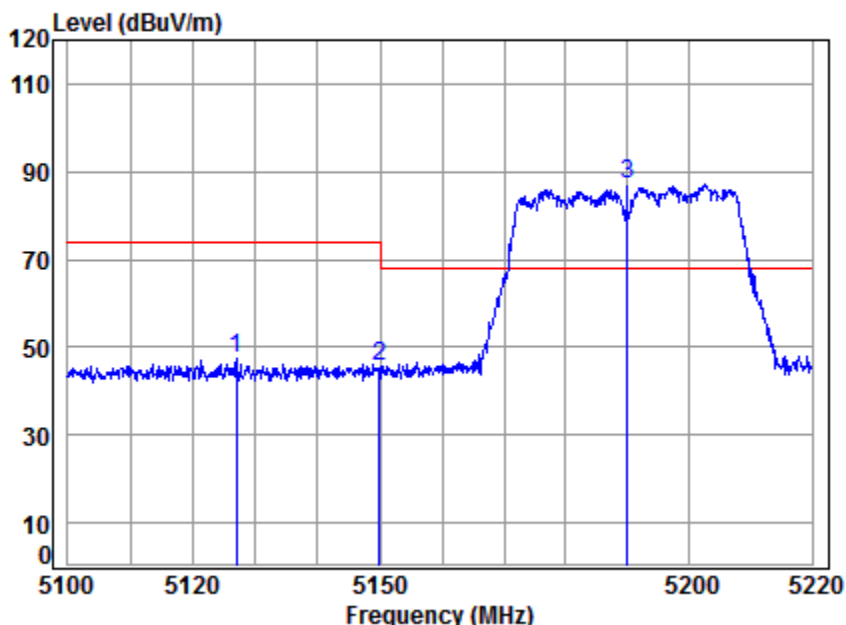
4.4.1.106 11AC40\_MIMO\_38\_Average\_Vertical



Site : chamber  
Condition: 3m VERTICAL  
Job No : 10002  
Mode : 5190 Band edge  
: 5G WIFI 11AC40  
: MIMO

	Freq	Cable Loss	Ant Factor	Preamp Factor	Read Level	Level	Limit Line	Over Limit	Remark
	MHz	dB	dB/m	dB	dBuV	dBuV/m	dBuV/m	dB	
1	5147.187	8.32	34.32	43.65	38.83	37.82	54.00	-16.18	Average
2	5149.980	8.33	34.32	43.64	38.84	37.85	54.00	-16.15	Average
3	5190.000	8.39	34.36	43.60	79.85	79.00	-----	-----	Average

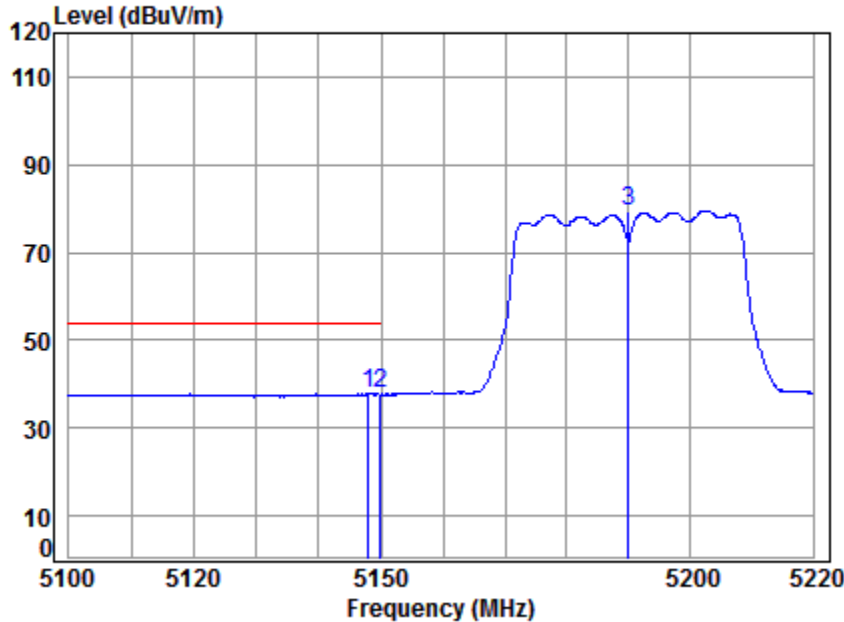
4.4.1.107 11AC40\_MIMO\_38\_Peak\_Horizontal



Site : chamber  
 Condition: 3m HORIZONTAL  
 Job No : 10002  
 Mode : 5190 Band edge  
 : 5G WIFI 11AC40  
 : MIMO

	Freq	Cable Loss	Ant Factor	Preamp Factor	Read Level	Level	Limit Line	Over Limit	Remark
	MHz	dB	dB/m	dB	dBuV	dBuV/m	dBuV/m	dB	
1	5126.876	8.29	34.31	43.67	48.43	47.36	74.00	-26.64	peak
2	5149.980	8.33	34.32	43.64	46.60	45.61	74.00	-28.39	peak
3 *	5190.000	8.39	34.36	43.60	87.84	86.99	68.20	18.79	peak

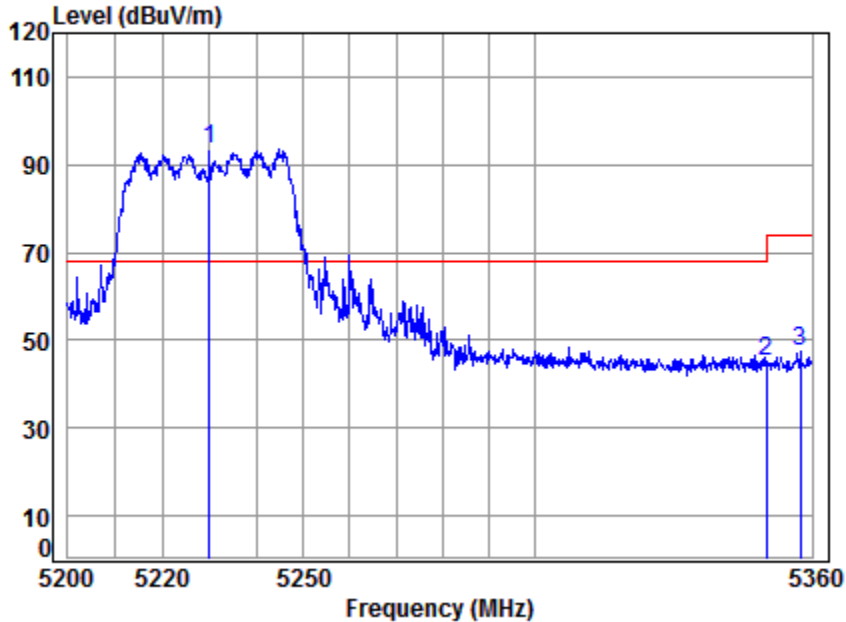
4.4.1.108 11AC40\_MIMO\_38\_Average\_Horizontal



Site : chamber  
 Condition: 3m HORIZONTAL  
 Job No : 10002  
 Mode : 5190 Band edge  
 : 5G WIFI 11AC40  
 : MIMO

	Freq	Cable Loss	Ant Factor	Preamp Factor	Read Level	Level	Limit Line	Over Limit	Remark
	MHz	dB	dB/m	dB	dBuV	dBuV/m	dBuV/m	dB	
1	5148.024	8.32	34.32	43.64	38.86	37.86	54.00	-16.14	Average
2	5149.980	8.33	34.32	43.64	38.64	37.65	54.00	-16.35	Average
3	5190.000	8.39	34.36	43.60	80.44	79.59	-----	-----	Average

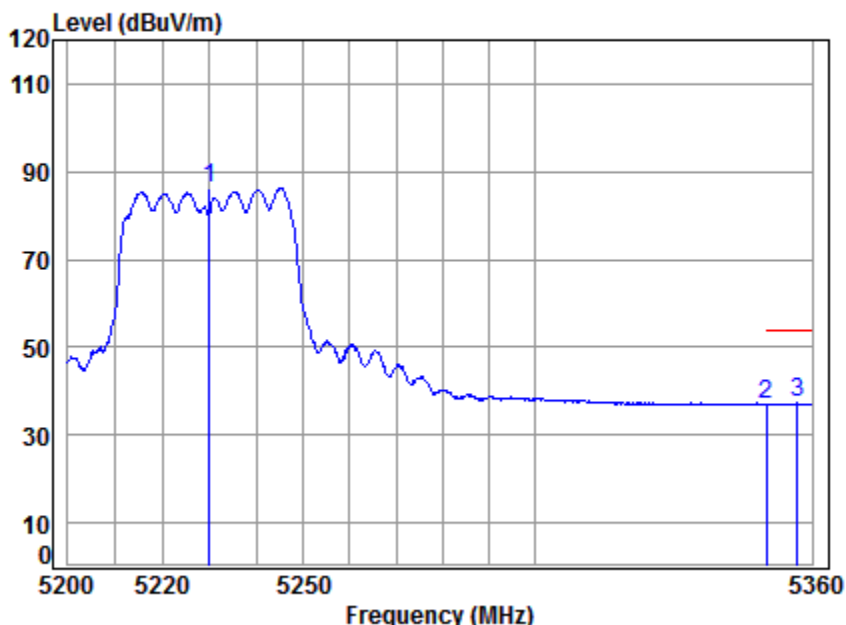
4.4.1.109 11AC40\_MIMO\_46\_Peak\_Vertical



Site : chamber  
 Condition: 3m VERTICAL  
 Job No : 10002  
 Mode : 5230 Band edge  
 : 5G WIFI 11AC40  
 : MIMO

	Cable	Ant	Preamp	Read	Limit	Over		
Freq	Loss	Factor	Factor	Level	Level	Line	Limit	Remark
MHz	dB	dB/m	dB	dBuV	dBuV/m	dBuV/m	dB	
1 *	8.45	34.39	43.56	94.40	93.68	68.20	25.48	peak
2	8.63	34.48	43.44	45.44	45.11	74.00	-28.89	peak
3	8.64	34.49	43.43	47.63	47.33	74.00	-26.67	peak

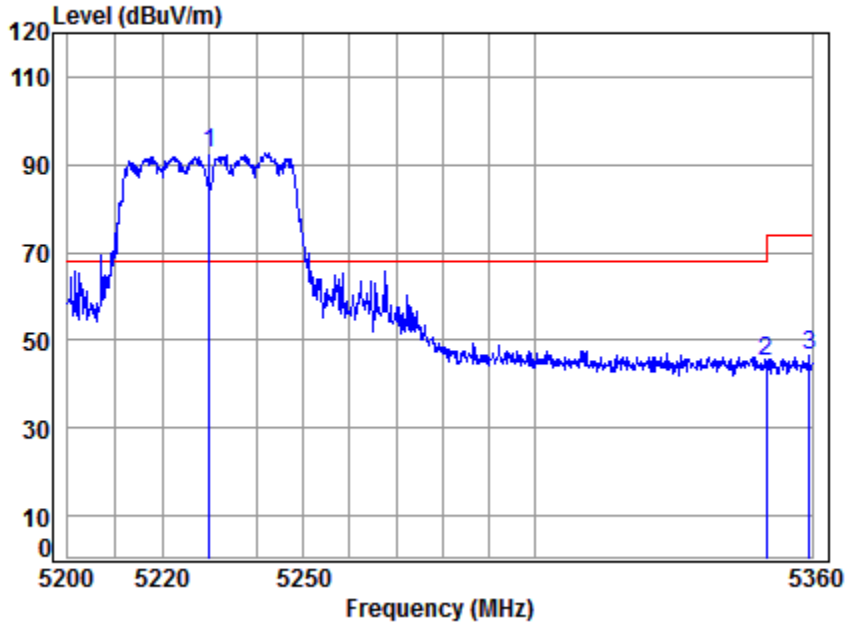
4.4.1.110 11AC40\_MIMO\_46\_Average\_Vertical



Site : chamber  
 Condition: 3m VERTICAL  
 Job No : 10002  
 Mode : 5230 Band edge  
 : 5G WIFI 11AC40  
 : MIMO

	Freq	Cable Loss	Ant Factor	Preamp Factor	Read Level	Level	Limit Line	Over Limit	Remark
	MHz	dB	dB/m	dB	dBuV	dBuV/m	dBuV/m	dB	
1	5230.000	8.45	34.39	43.56	86.88	86.16	-----	-----	Average
2	5350.020	8.63	34.48	43.44	37.38	37.05	54.00	-16.95	Average
3	5356.752	8.64	34.49	43.43	37.50	37.20	54.00	-16.80	Average

4.4.1.111 11AC40\_MIMO\_46\_Peak\_Horizontal

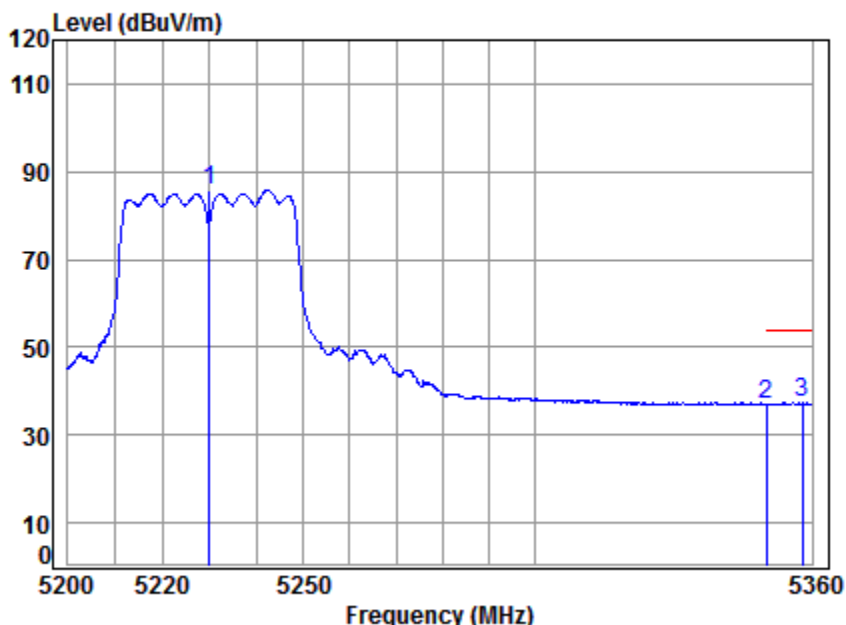


Site : chamber  
Condition: 3m HORIZONTAL  
Job No : 10002  
Mode : 5230 Band edge  
: 5G WIFI 11AC40  
: MIMO

	Cable	Ant	Preamp	Read	Limit	Over		
Freq	Loss	Factor	Factor	Level	Level	Line	Limit	Remark
MHz	dB	dB/m	dB	dBuV	dBuV/m	dBuV/m	dB	
1 *	8.45	34.39	43.56	93.53	92.81	68.20	24.61	peak
2	8.63	34.48	43.44	45.27	44.94	74.00	-29.06	peak
3	8.64	34.49	43.43	46.67	46.37	74.00	-27.63	peak



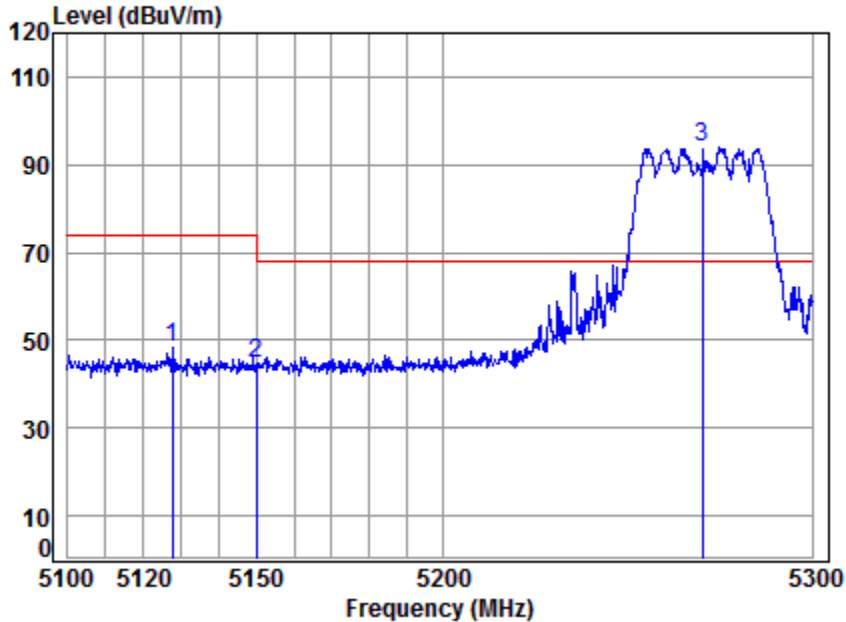
**4.4.1.112 11AC40\_MIMO\_46\_Average\_Horizontal**



Site : chamber  
 Condition: 3m HORIZONTAL  
 Job No : 10002  
 Mode : 5230 Band edge  
 : 5G WIFI 11AC40  
 : MIMO

	Freq	Cable Loss	Ant Factor	Preamp Factor	Read Level	Level	Limit Line	Over Limit	Remark
	MHz	dB	dB/m	dB	dBuV	dBuV/m	dBuV/m	dB	
1	5230.000	8.45	34.39	43.56	86.53	85.81	-----	-----	Average
2	5350.020	8.63	34.48	43.44	37.45	37.12	54.00	-16.88	Average
3	5357.889	8.64	34.49	43.43	37.74	37.44	54.00	-16.56	Average

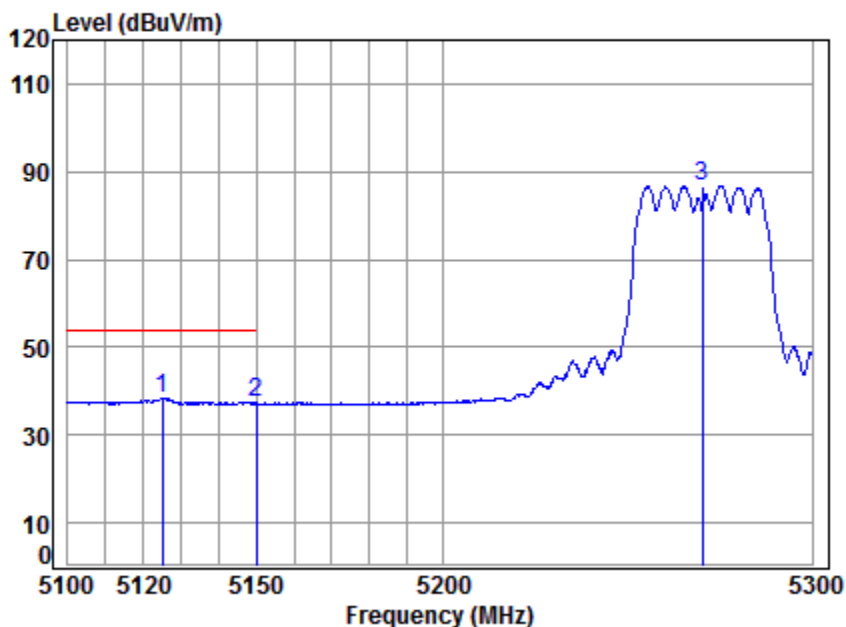
4.4.1.113 11AC40\_MIMO\_54\_Peak\_Vertical



Site : chamber  
Condition: 3m VERTICAL  
Job No : 10002  
Mode : 5270 Band edge  
: 5G WIFI 11AC40  
: MIMO

	Freq	Cable Loss	Ant Factor	Preamp Factor	Read Level	Level	Limit Line	Over Limit	Remark
	MHz	dB	dB/m	dB	dBuV	dBuV/m	dBuV/m	dB	
1	5127.539	8.29	34.31	43.67	49.64	48.57	74.00	-25.43	peak
2	5149.980	8.33	34.32	43.64	45.62	44.63	74.00	-29.37	peak
3 *	5270.000	8.51	34.42	43.52	94.44	93.85	68.20	25.65	peak

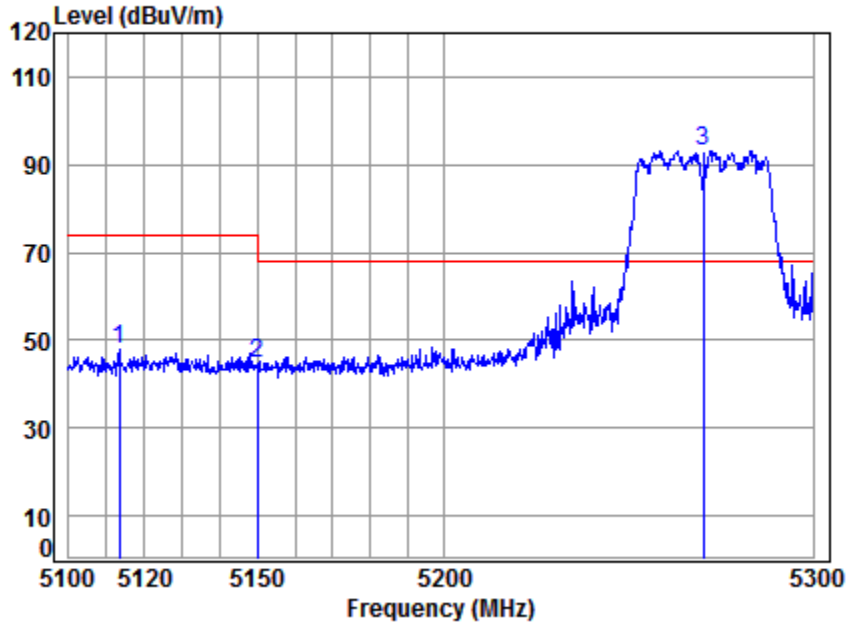
4.4.1.114 11AC40\_MIMO\_54\_Average\_Vertical



Site : chamber  
 Condition: 3m VERTICAL  
 Job No : 10002  
 Mode : 5270 Band edge  
 : 5G WIFI 11AC40  
 : MIMO

	Freq	Cable Loss	Ant Factor	Preamp Factor	Read Level	Limit Level	Over Limit	Remark
	MHz	dB	dB/m	dB	dBuV	dBuV/m	dBuV/m	dB
1	5124.976	8.29	34.30	43.67	39.47	38.39	54.00	-15.61 Average
2	5149.980	8.33	34.32	43.64	38.19	37.20	54.00	-16.80 Average
3	5270.000	8.51	34.42	43.52	87.29	86.70	-----	----- Average

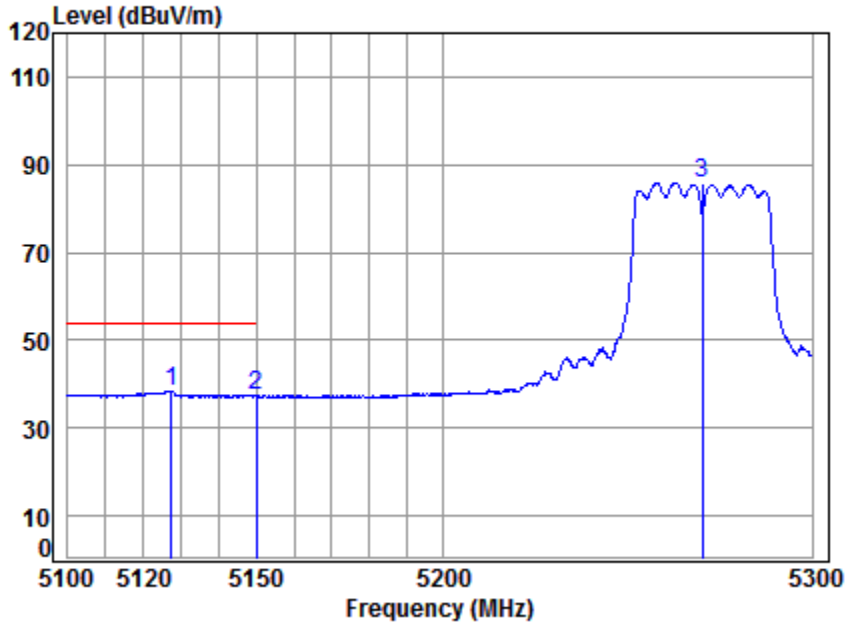
4.4.1.115 11AC40\_MIMO\_54\_Peak\_Horizontal



Site : chamber  
 Condition: 3m HORIZONTAL  
 Job No : 10002  
 Mode : 5270 Band edge  
 : 5G WIFI 11AC40  
 : MIMO

	Freq	Cable Loss	Ant Factor	Preamp Factor	Read Level	Level	Limit Line	Over Limit	Remark
	MHz	dB	dB/m	dB	dBuV	dBuV/m	dBuV/m	dB	
1	5113.357	8.27	34.29	43.68	49.18	48.06	74.00	-25.94	peak
2	5149.980	8.33	34.32	43.64	45.64	44.65	74.00	-29.35	peak
3 *	5270.000	8.51	34.42	43.52	93.78	93.19	68.20	24.99	peak

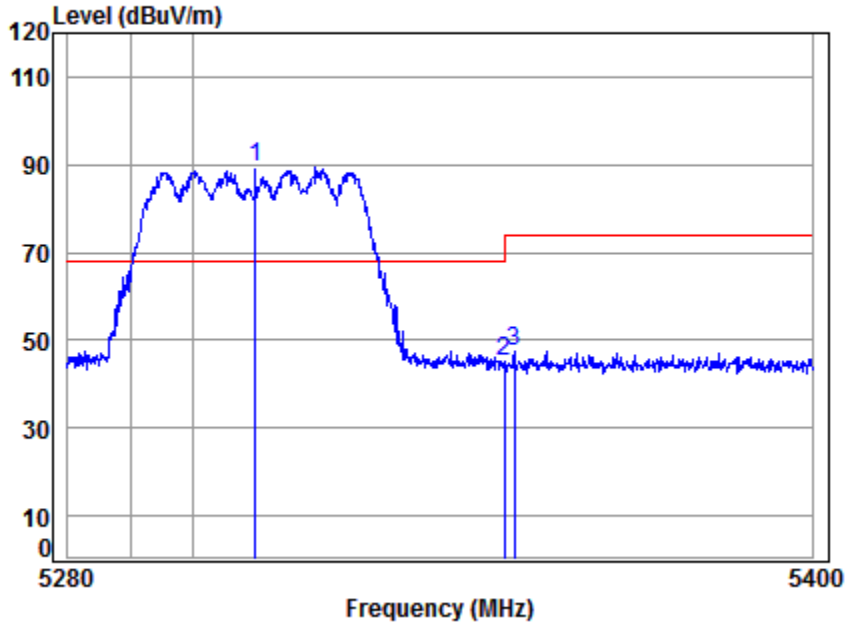
4.4.1.116 11AC40\_MIMO\_54\_Average\_Horizontal



Site : chamber  
Condition: 3m HORIZONTAL  
Job No : 10002  
Mode : 5270 Band edge  
: 5G WIFI 11AC40  
: MIMO

	Freq	Cable Loss	Ant Factor	Preamp Factor	Read Level	Level	Limit	Over	Remark
	MHz	dB	dB/m	dB	dBuV	dBuV/m	dBuV/m	dB	
1	5127.342	8.29	34.31	43.67	39.61	38.54	54.00	-15.46	Average
2	5149.980	8.33	34.32	43.64	38.28	37.29	54.00	-16.71	Average
3	5270.000	8.51	34.42	43.52	86.52	85.93	-----	-----	Average

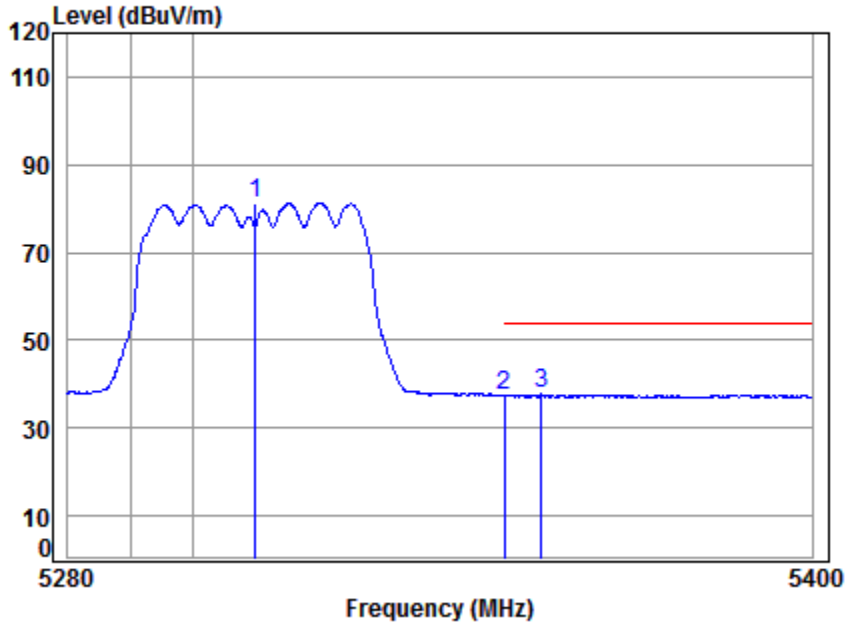
4.4.1.117 11AC40\_MIMO\_62\_Peak\_Vertical



Site : chamber  
 Condition: 3m VERTICAL  
 Job No : 10002  
 Mode : 5310 Band edge  
 : 5G WIFI 11AC40  
 : MIMO

	Cable	Ant	Preamp	Read	Limit	Over		
Freq	Loss	Factor	Factor	Level	Level	Line	Limit	Remark
MHz	dB	dB/m	dB	dBuV	dBuV/m	dBuV/m	dB	
1 *	8.57	34.45	43.48	89.73	89.27	68.20	21.07	peak
2	8.63	34.48	43.44	45.58	45.25	74.00	-28.75	peak
3	8.63	34.49	43.44	47.68	47.36	74.00	-26.64	peak

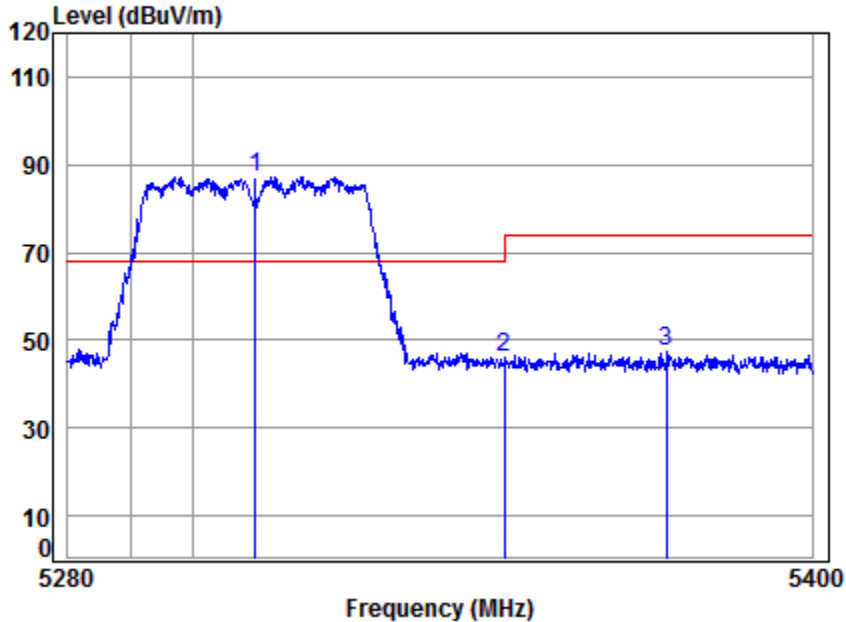
4.4.1.118 11AC40\_MIMO\_62\_Average\_Vertical



Site : chamber  
Condition: 3m VERTICAL  
Job No : 10002  
Mode : 5310 Band edge  
: 5G WIFI 11AC40  
: MIMO

	Freq	Cable Loss	Ant Factor	Preamp Factor	Read Level	Level	Limit Line	Over Limit	Remark
	MHz	dB	dB/m	dB	dBuV	dBuV/m	dBuV/m	dB	
1	5310.000	8.57	34.45	43.48	81.75	81.29	-----	-----	Average
2	5350.020	8.63	34.48	43.44	37.75	37.42	54.00	-16.58	Average
3	5356.007	8.64	34.49	43.43	37.96	37.66	54.00	-16.34	Average

4.4.1.119 11AC40\_MIMO\_62\_Peak\_Horizontal

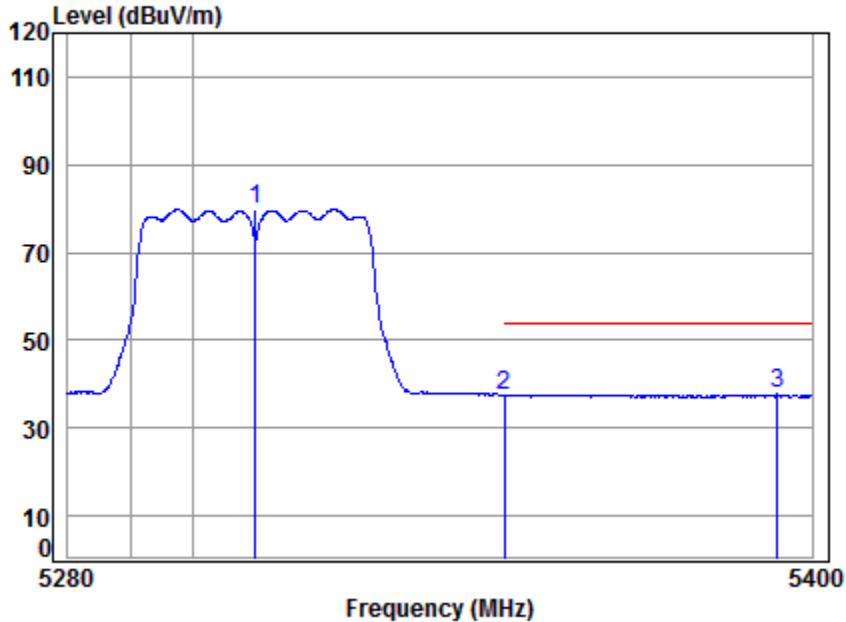


Site : chamber  
Condition: 3m HORIZONTAL  
Job No : 10002  
Mode : 5310 Band edge  
: 5G WIFI 11AC40  
: MIMO

	Cable	Ant	Preamp	Read	Limit	Over		
Freq	Loss	Factor	Factor	Level	Level	Line	Limit	Remark
MHz	dB	dB/m	dB	dBuV	dBuV/m	dBuV/m	dB	
1 *	8.57	34.45	43.48	87.82	87.36	68.20	19.16	peak
2	8.63	34.48	43.44	46.60	46.27	74.00	-27.73	peak
3	8.67	34.50	43.41	47.52	47.28	74.00	-26.72	peak



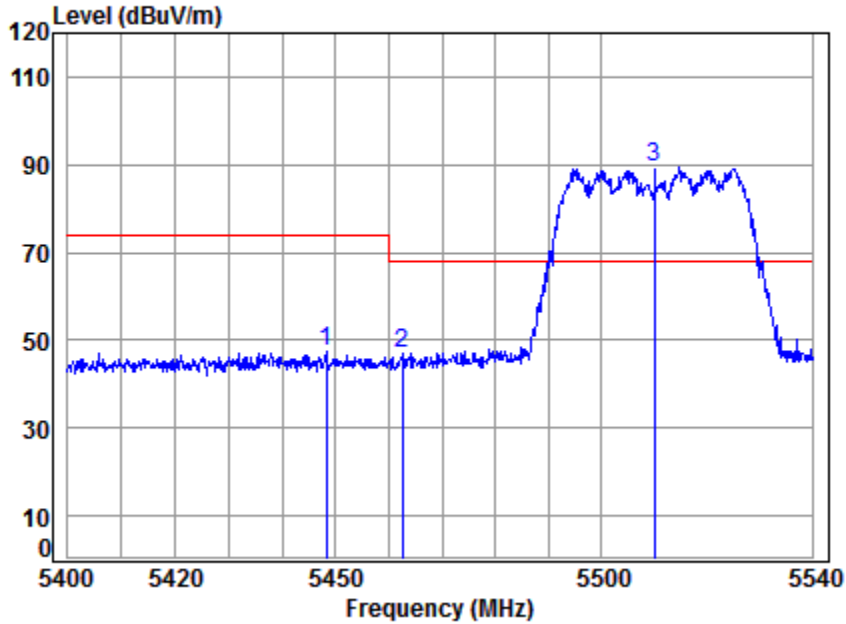
4.4.1.120 11AC40\_MIMO\_62\_Average\_Horizontal



Site : chamber  
Condition: 3m HORIZONTAL  
Job No : 10002  
Mode : 5310 Band edge  
: 5G WIFI 11AC40  
: MIMO

	Freq	Cable Loss	Ant Factor	Preamp Factor	Read Level	Limit Level	Limit Line	Over Limit	Remark
	MHz	dB	dB/m	dB	dBuV	dBuV/m	dBuV/m	dB	
1	5310.000	8.57	34.45	43.48	80.29	79.83	-----	-----	Average
2	5350.020	8.63	34.48	43.44	37.78	37.45	54.00	-16.55	Average
3	5394.420	8.70	34.52	43.40	37.83	37.65	54.00	-16.35	Average

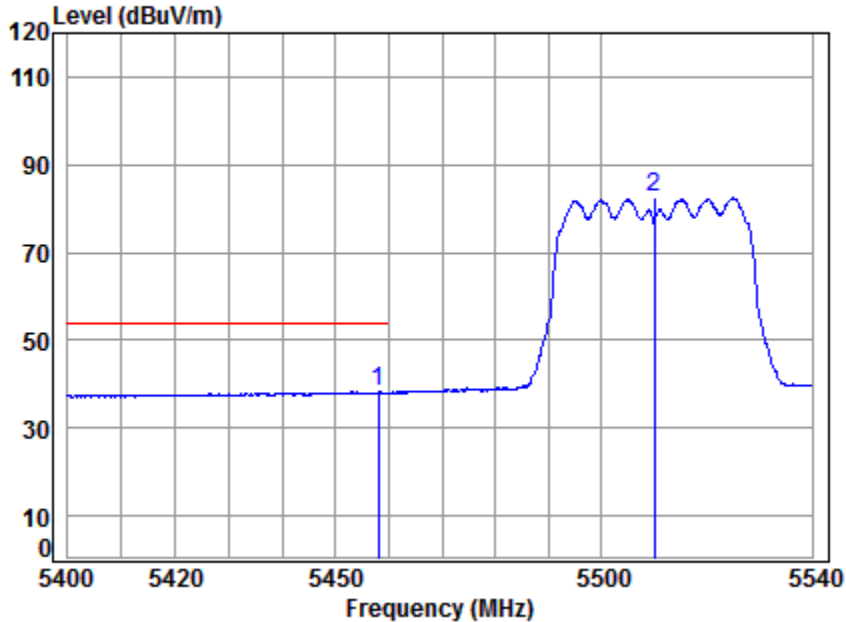
4.4.1.121 11AC40\_MIMO\_102\_Peak\_Vertical



Site : chamber  
Condition: 3m VERTICAL  
Job No : 10002  
Mode : 5510 Band edge  
: 5G WIFI 11AC40  
: MIMO

	Cable	Ant	Preamp	Read	Limit	Over		
Freq	Loss	Factor	Factor	Level	Level	Line	Limit	Remark
MHz	dB	dB/m	dB	dBuV	dBuV/m	dBuV/m	dB	
1	8.77	34.56	43.34	47.33	47.32	74.00	-26.68	peak
2	8.80	34.57	43.33	46.99	47.03	68.20	-21.17	peak
3 *	8.89	34.61	43.28	89.10	89.32	68.20	21.12	peak

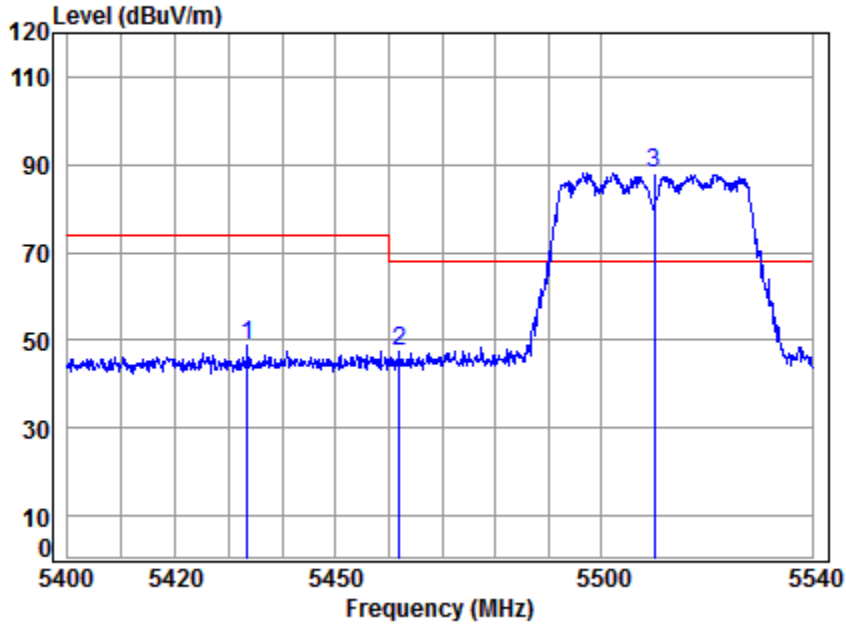
4.4.1.122 11AC40\_MIMO\_102\_Average\_Vertical



Site : chamber  
Condition: 3m VERTICAL  
Job No : 10002  
Mode : 5510 Band edge  
: 5G WIFI 11AC40  
: MIMO

	Freq	Cable Loss	Ant Factor	Preamp Factor	Read Level	Level	Limit	Over	Remark
	MHz	dB	dB/m	dB	dBuV	dBuV/m	dBuV/m	dB	
1	5457.945	8.79	34.57	43.33	38.12	38.15	54.00	-15.85	Average
2	5510.000	8.89	34.61	43.28	82.15	82.37	-----	-----	Average

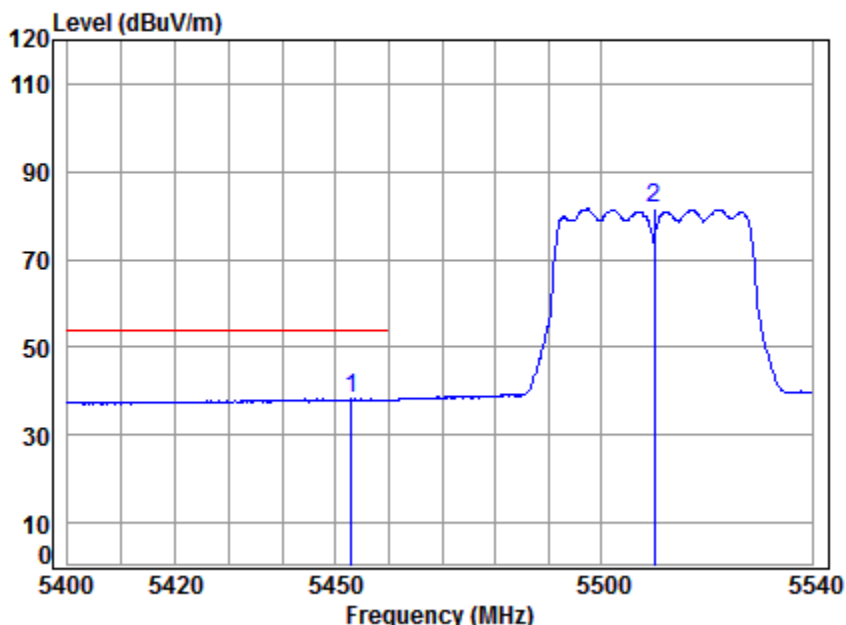
4.4.1.123 11AC40\_MIMO\_102\_Peak\_Horizontal



Site : chamber  
Condition: 3m HORIZONTAL  
Job No : 10002  
Mode : 5510 Band edge  
: 5G WIFI 11AC40  
: MIMO

	Freq	Cable Loss	Ant Factor	Preamp Factor	Read Level	Level	Limit Line	Over Limit	Remark
	MHz	dB	dB/m	dB	dBuV	dBuV/m	dBuV/m	dB	
1	5433.413	8.75	34.55	43.36	48.70	48.64	74.00	-25.36	peak
2	5461.998	8.79	34.57	43.33	47.54	47.57	68.20	-20.63	peak
3 *	5510.000	8.89	34.61	43.28	87.79	88.01	68.20	19.81	peak

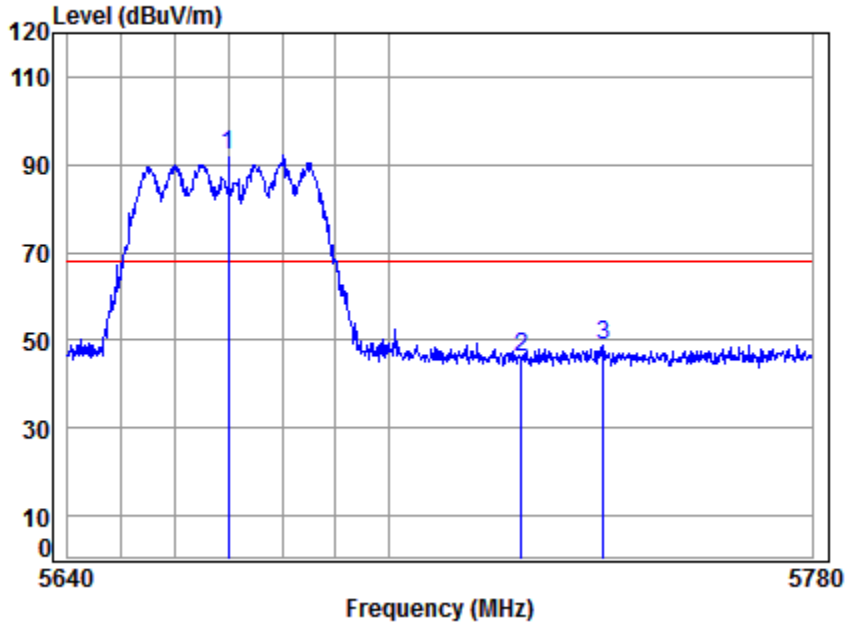
4.4.1.124 11AC40\_MIMO\_102\_Average\_Horizontal



Site : chamber  
 Condition: 3m HORIZONTAL  
 Job No : 10002  
 Mode : 5510 Band edge  
 : 5G WIFI 11AC40  
 : MIMO

	Cable	Ant	Preamp	Read	Limit	Over		
Freq	Loss	Factor	Factor	Level	Level	Line	Limit	Remark
MHz	dB	dB/m	dB	dBuV	dBuV/m	dBuV/m	dB	
1	8.78	34.56	43.34	38.26	38.26	54.00	-15.74	Average
2	8.89	34.61	43.28	81.26	81.48	-----	-----	Average

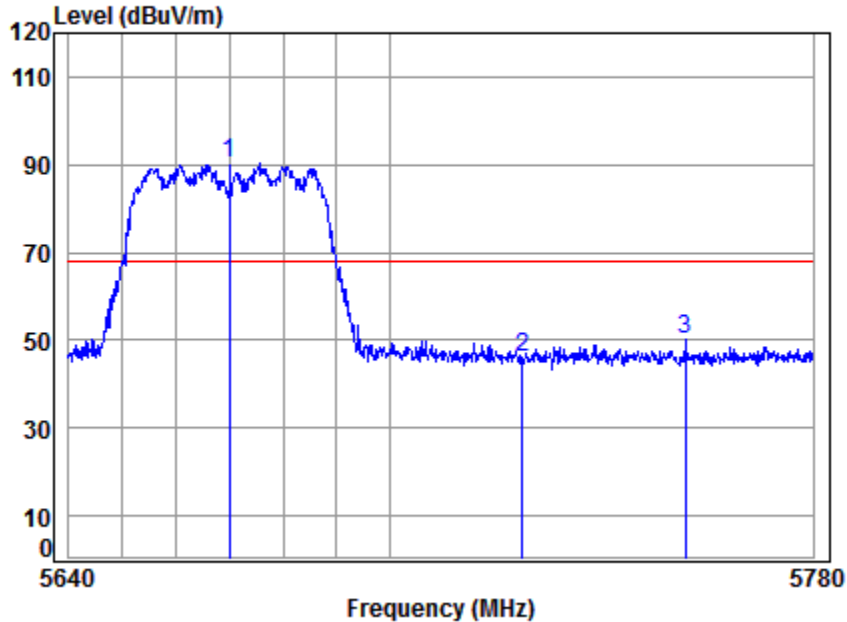
4.4.1.125 11AC40\_MIMO\_134\_Peak\_Vertical



Site : chamber  
Condition: 3m VERTICAL  
Job No : 10002  
Mode : 5670 Band edge  
: 5G WIFI 11AC40  
: MIMO

	Cable	Ant	Preamp	Read	Limit	Over		
Freq	Loss	Factor	Factor	Level	Level	Line	Limit	Remark
MHz	dB	dB/m	dB	dBuV	dBuV/m	dBuV/m	dB	
1 *	9.45	34.77	43.13	90.92	92.01	68.20	23.81	peak
2	9.64	34.83	43.08	44.84	46.23	68.20	-21.97	peak
3	9.70	34.85	43.07	47.30	48.78	68.20	-19.42	peak

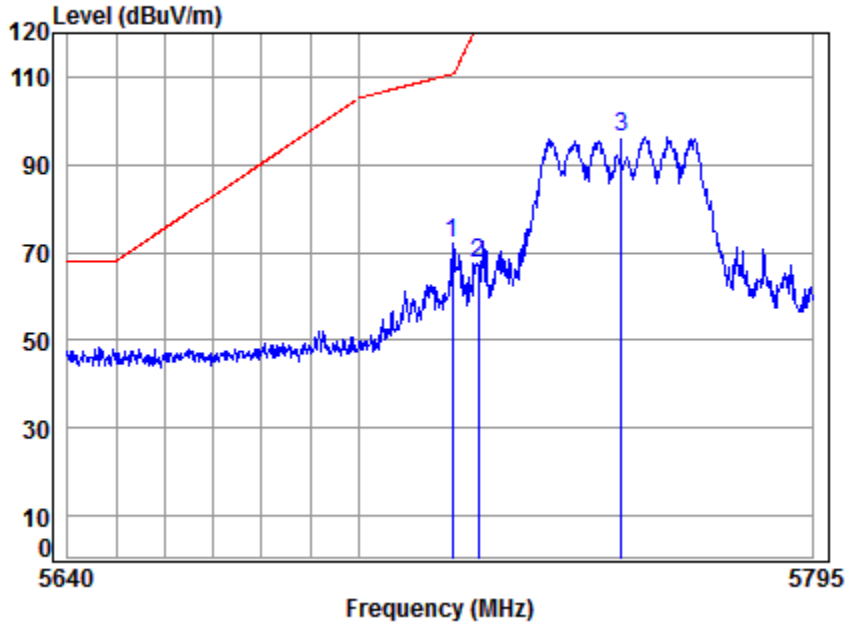
4.4.1.126 11AC40\_MIMO\_134\_Peak\_Horizontal



Site : chamber  
 Condition: 3m HORIZONTAL  
 Job No : 10002  
 Mode : 5670 Band edge  
 : 5G WIFI 11AC40  
 : MIMO

	Cable	Ant	Preamp	Read	Limit	Over		
Freq	Loss	Factor	Factor	Level	Level	Line	Limit	Remark
MHz	dB	dB/m	dB	dBuV	dBuV/m	dBuV/m	dB	
1 *	9.45	34.77	43.13	89.02	90.11	68.20	21.91	peak
2	9.64	34.83	43.08	44.56	45.95	68.20	-22.25	peak
3	9.75	34.86	43.05	48.51	50.07	68.20	-18.13	peak

4.4.1.127 11AC40\_MIMO\_151\_Peak\_Vertical

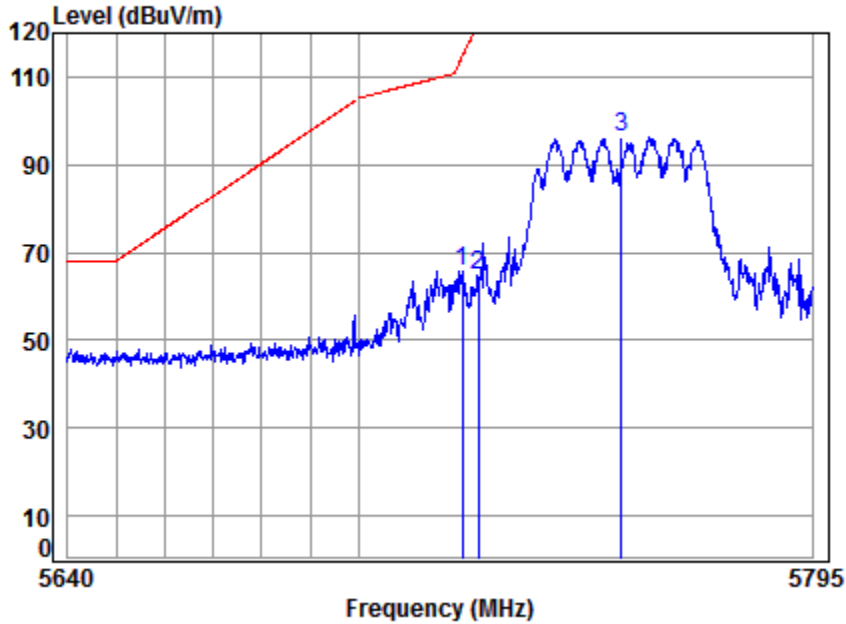


Site : chamber  
Condition: 3m VERTICAL  
Job No : 10002  
Mode : 5755 Band edge  
: 5G WIFI 11AC40  
: MIMO

	Freq	Cable Loss	Ant Factor	Preamp Factor	Read Level	Level	Limit Line	Over Limit	Remark
	MHz	dB	dB/m	dB	dBuV	dBuV/m	dBuV/m	dB	
1	5719.610	9.62	34.82	43.08	70.86	72.22	110.69	-38.47	peak
2	5725.000	9.64	34.83	43.08	66.34	67.73	122.20	-54.47	peak
3	5755.000	9.75	34.86	43.05	94.55	96.11	125.20	-29.09	peak



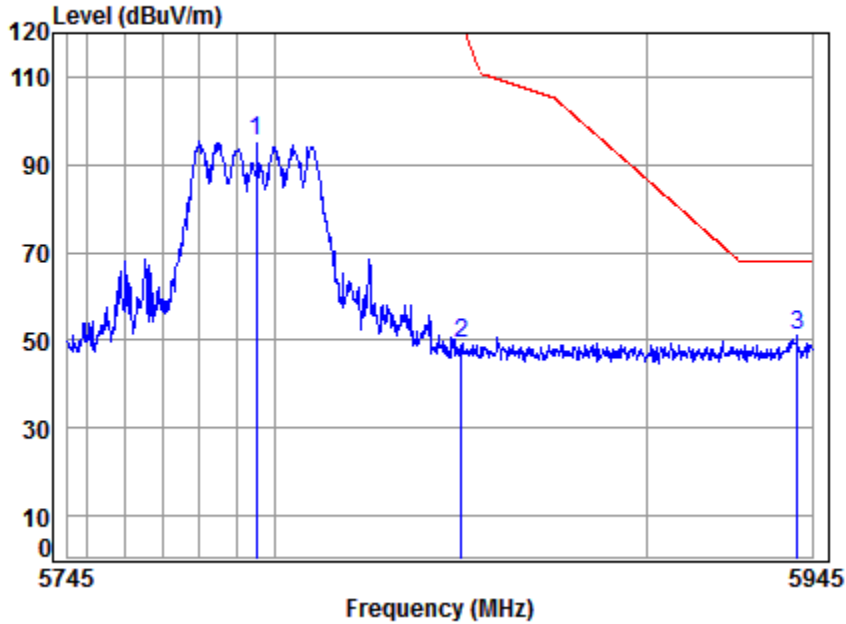
**4.4.1.128 11AC40\_MIMO\_151\_Peak\_Horizontal**



Site : chamber  
 Condition: 3m HORIZONTAL  
 Job No : 10002  
 Mode : 5755 Band edge  
 : 5G WIFI 11AC40  
 : MIMO

	Cable	Ant	Preamp	Read	Limit	Over		
Freq	Loss	Factor	Factor	Level	Level	Line	Limit	Remark
MHz	dB	dB/m	dB	dBuV	dBuV/m	dBuV/m	dB	
1	5721.626	9.63	34.83	43.08	64.48	65.86	114.51	-48.65 peak
2	5725.000	9.64	34.83	43.08	63.32	64.71	122.20	-57.49 peak
3	5755.000	9.75	34.86	43.05	94.62	96.18	125.20	-29.02 peak

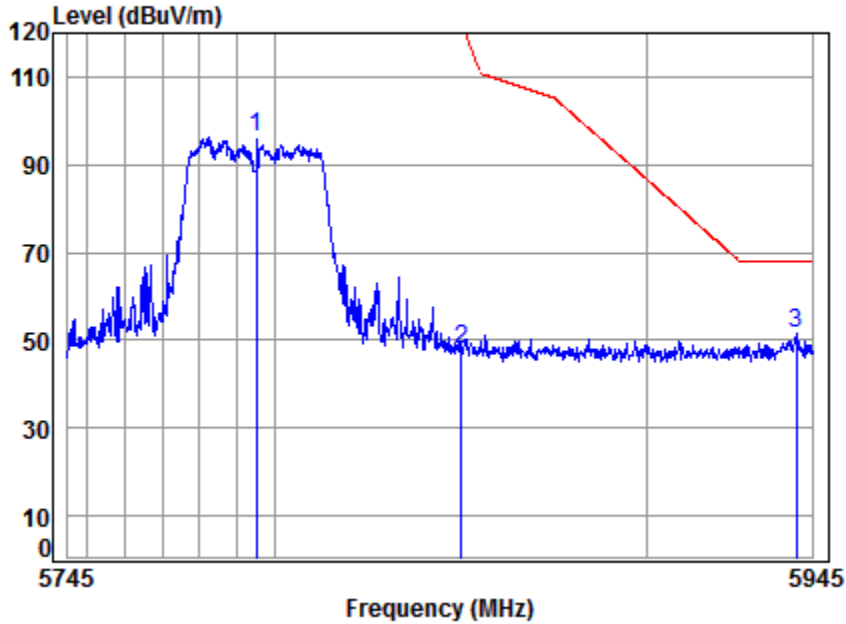
4.4.1.129 11AC40\_MIMO\_159\_Peak\_Vertical



Site : chamber  
 Condition: 3m VERTICAL  
 Job No : 10002  
 Mode : 5795 Band edge  
 : 5G WIFI 11AC40  
 : MIMO

	Freq	Cable Loss	Ant Factor	Preamp Factor	Read Level	Limit Level	Limit Line	Over Limit	Remark
	MHz	dB	dB/m	dB	dBuV	dBuV/m	dBuV/m	dB	
1	5795.000	9.88	34.90	43.02	93.56	95.32	125.20	-29.88	peak
2	5850.000	10.07	34.95	42.96	47.20	49.26	122.20	-72.94	peak
3	5940.933	10.37	35.04	42.88	48.49	51.02	68.20	-17.18	peak

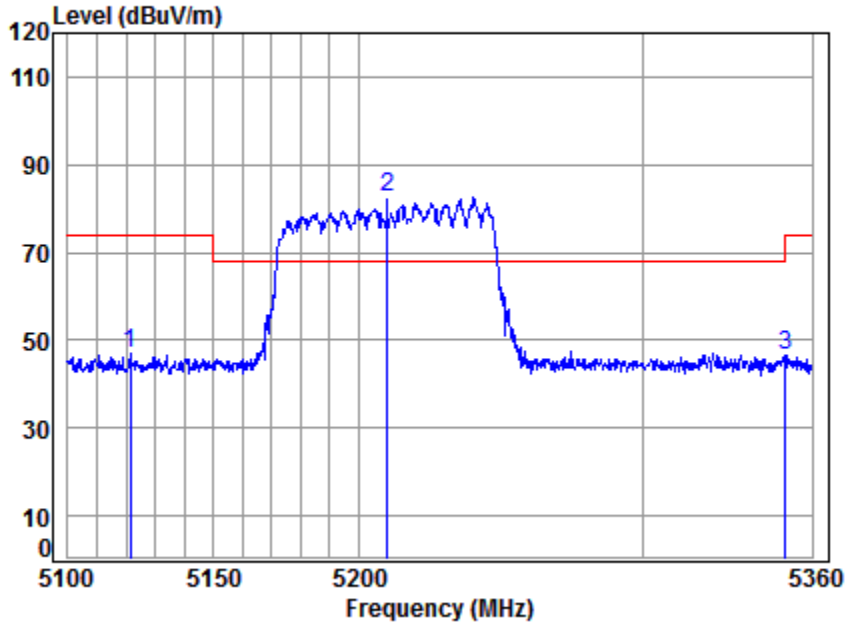
4.4.1.130 11AC40\_MIMO\_159\_Peak\_Horizontal



Site : chamber  
 Condition: 3m HORIZONTAL  
 Job No : 10002  
 Mode : 5795 Band edge  
 : 5G WIFI 11AC40  
 : MIMO

	Cable	Ant	Preamp	Read	Limit	Over		
Freq	Loss	Factor	Factor	Level	Level	Line	Limit	Remark
MHz	dB	dB/m	dB	dBuV	dBuV/m	dBuV/m	dB	
1 5795.000	9.88	34.90	43.02	94.30	96.06	125.20	-29.14	peak
2 5850.000	10.07	34.95	42.96	46.06	48.12	122.20	-74.08	peak
3 5940.729	10.37	35.04	42.88	48.80	51.33	68.20	-16.87	peak

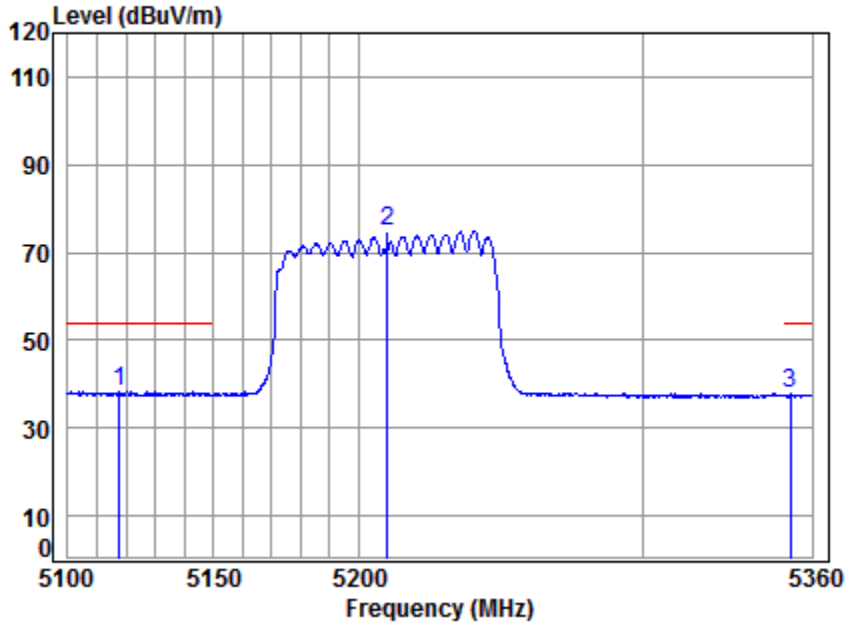
4.4.1.131 11AC80\_MIMO\_42\_Peak\_Vertical



Site : chamber  
Condition: 3m VERTICAL  
Job No : 10002  
Mode : 5210 Band edge  
: 5G WIFI 11AC80  
: MIMO

	Freq	Cable Loss	Ant Factor	Preamp Factor	Read Level	Level	Limit Line	Over Limit	Remark
	MHz	dB	dB/m	dB	dBuV	dBuV/m	dBuV/m	dB	
1	5121.346	8.28	34.30	43.67	48.29	47.20	74.00	-26.80	peak
2 *	5210.000	8.42	34.37	43.58	83.28	82.49	68.20	14.29	peak
3	5350.414	8.63	34.48	43.44	46.91	46.58	74.00	-27.42	peak

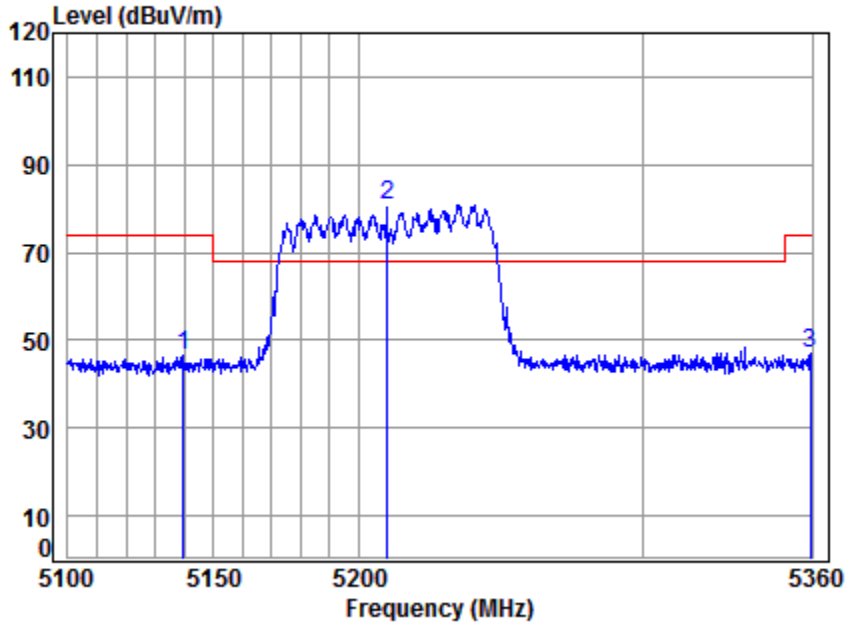
4.4.1.132 11AC80\_MIMO\_42\_Average\_Vertical



Site : chamber  
 Condition: 3m VERTICAL  
 Job No : 10002  
 Mode : 5210 Band edge  
 : 5G WIFI 11AC80  
 : MIMO

	Freq	Cable Loss	Ant Factor	Preamp Factor	Read Level	Limit Level	Limit Line	Over Limit	Remark
	MHz	dB	dB/m	dB	dBuV	dBuV/m	dBuV/m	dB	
1	5117.782	8.28	34.30	43.68	39.51	38.41	54.00	-15.59	Average
2	5210.000	8.42	34.37	43.58	75.79	75.00	-----	-----	Average
3	5352.276	8.63	34.49	43.44	38.10	37.78	54.00	-16.22	Average

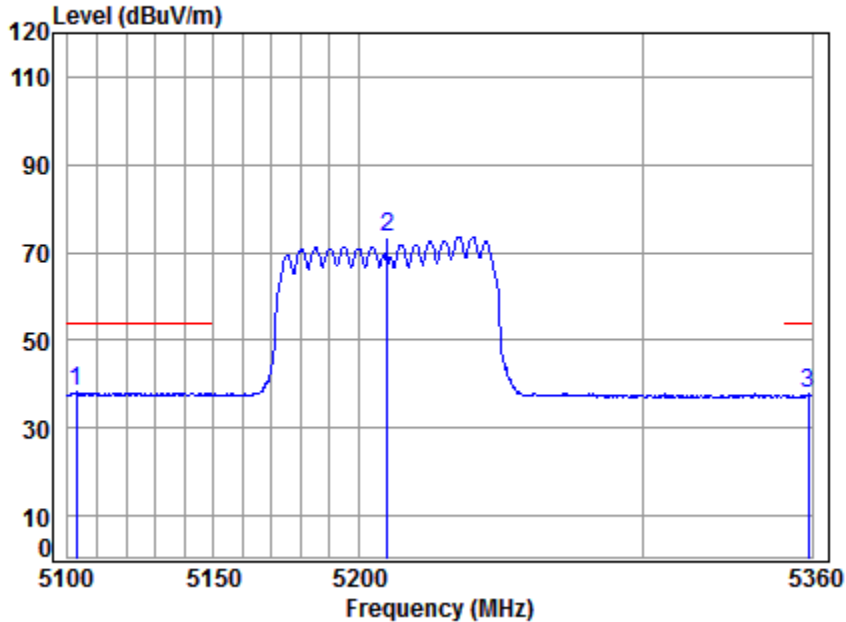
4.4.1.133 11AC80\_MIMO\_42\_Peak\_Horizontal



Site : chamber  
Condition: 3m HORIZONTAL  
Job No : 10002  
Mode : 5210 Band edge  
: 5G WIFI 11AC80  
: MIMO

	Freq	Cable Loss	Ant Factor	Preamp Factor	Read Level	Limit Level	Limit Line	Over Limit	Remark
	MHz	dB	dB/m	dB	dBuV	dBuV/m	dBuV/m	dB	
1	5139.714	8.31	34.32	43.65	47.77	46.75	74.00	-27.25	peak
2 *	5210.000	8.42	34.37	43.58	81.61	80.82	68.20	12.62	peak
3	5359.467	8.64	34.49	43.43	47.42	47.12	74.00	-26.88	peak

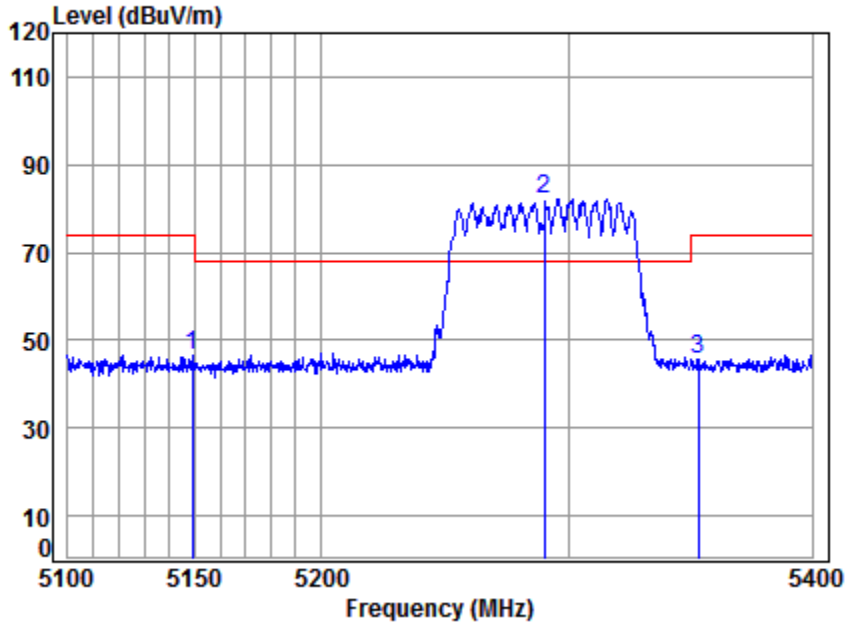
4.4.1.134 11AC80\_MIMO\_42\_Average\_Horizontal



Site : chamber  
 Condition: 3m HORIZONTAL  
 Job No : 10002  
 Mode : 5210 Band edge  
 : 5G WIFI 11AC80  
 : MIMO

	Freq	Cable Loss	Ant Factor	Preamp Factor	Read Level	Level	Limit Line	Over Limit	Remark
	MHz	dB	dB/m	dB	dBuV	dBuV/m	dBuV/m	dB	
1	5102.790	8.25	34.29	43.69	39.28	38.13	54.00	-15.87	Average
2	5210.000	8.42	34.37	43.58	74.34	73.55	-----	-----	Average
3	5358.667	8.64	34.49	43.43	38.13	37.83	54.00	-16.17	Average

4.4.1.135 11AC80\_MIMO\_58\_Peak\_Vertical

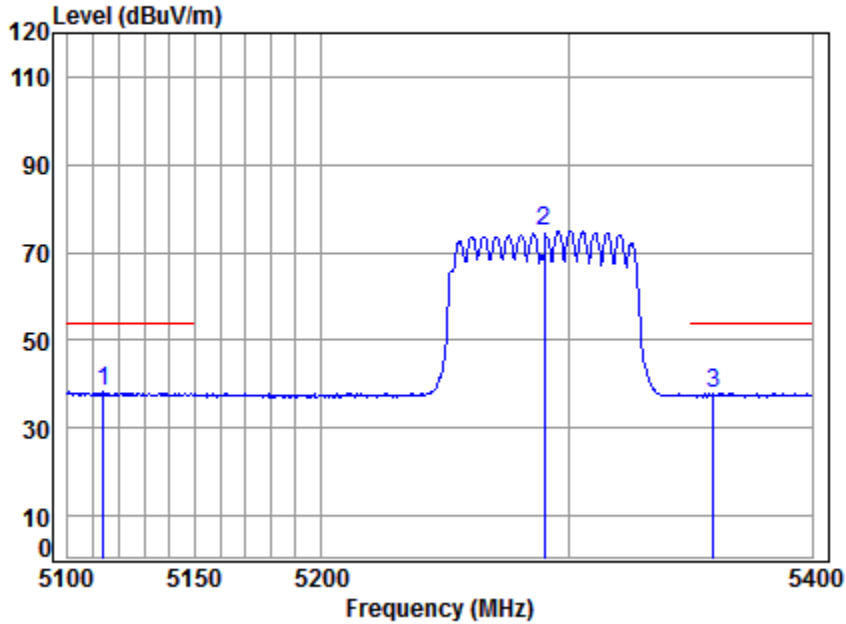


Site : chamber  
 Condition: 3m VERTICAL  
 Job No : 10002  
 Mode : 5290 Band edge  
 : 5G WIFI 11AC80  
 : MIMO

	Cable	Ant	Preamp	Read	Limit	Over		
Freq	Loss	Factor	Factor	Level	Level	Line	Limit	Remark
MHz	dB	dB/m	dB	dBuV	dBuV/m	dBuV/m	dB	
1	8.32	34.32	43.64	47.72	46.72	74.00	-27.28	peak
2 *	8.54	34.44	43.50	82.67	82.15	68.20	13.95	peak
3	8.63	34.49	43.44	46.12	45.80	74.00	-28.20	peak



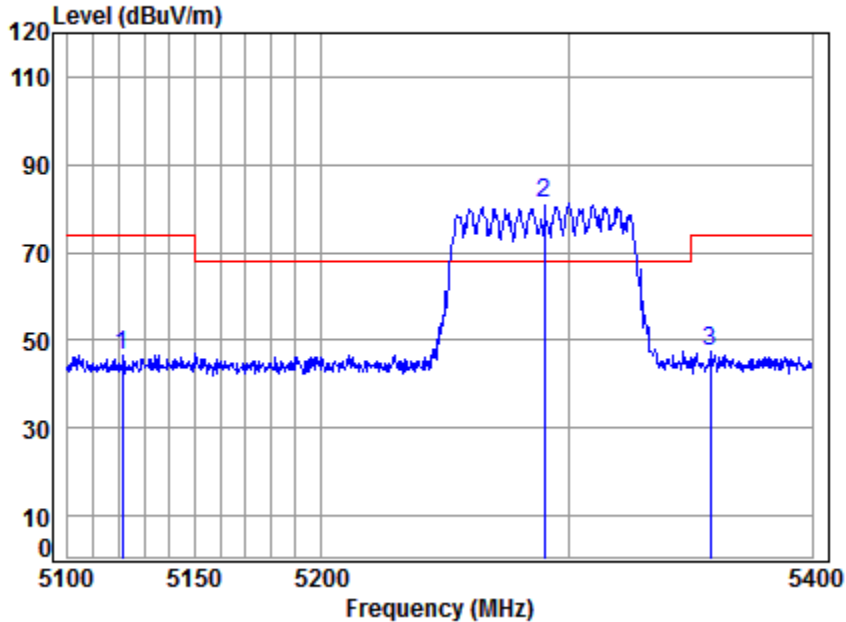
4.4.1.136 11AC80\_MIMO\_58\_Average\_Vertical



Site : chamber  
Condition: 3m VERTICAL  
Job No : 10002  
Mode : 5290 Band edge  
: 5G WIFI 11AC80  
: MIMO

	Freq	Cable Loss	Ant Factor	Preamp Factor	Read Level	Limit Level	Over Limit	Remark
	MHz	dB	dB/m	dB	dBuV	dBuV/m	dBuV/m	dB
1	5114.012	8.27	34.29	43.68	39.26	38.14	54.00	-15.86 Average
2	5290.000	8.54	34.44	43.50	75.46	74.94	-----	----- Average
3	5359.411	8.64	34.49	43.43	38.03	37.73	54.00	-16.27 Average

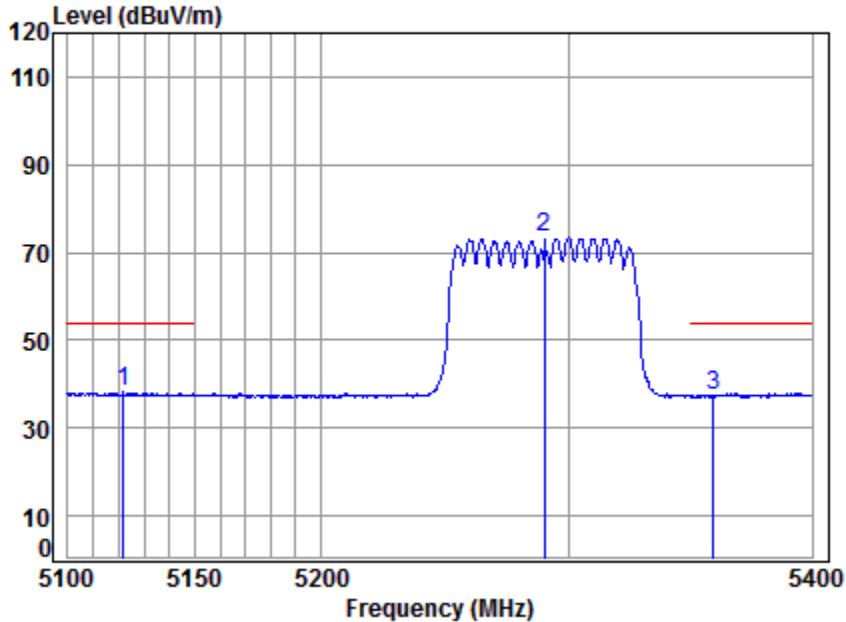
4.4.1.137 11AC80\_MIMO\_58\_Peak\_Horizontal



Site : chamber  
 Condition: 3m HORIZONTAL  
 Job No : 10002  
 Mode : 5290 Band edge  
 : 5G WIFI 11AC80  
 : MIMO

	Cable	Ant	Preamp	Read	Limit	Over		
Freq	Loss	Factor	Factor	Level	Level	Line	Limit	Remark
MHz	dB	dB/m	dB	dBuV	dBuV/m	dBuV/m	dB	
1	5121.617	8.28	34.30	43.67	47.62	46.53	74.00	-27.47 peak
2 *	5290.000	8.54	34.44	43.50	81.56	81.04	68.20	12.84 peak
3	5357.879	8.64	34.49	43.43	47.73	47.43	74.00	-26.57 peak

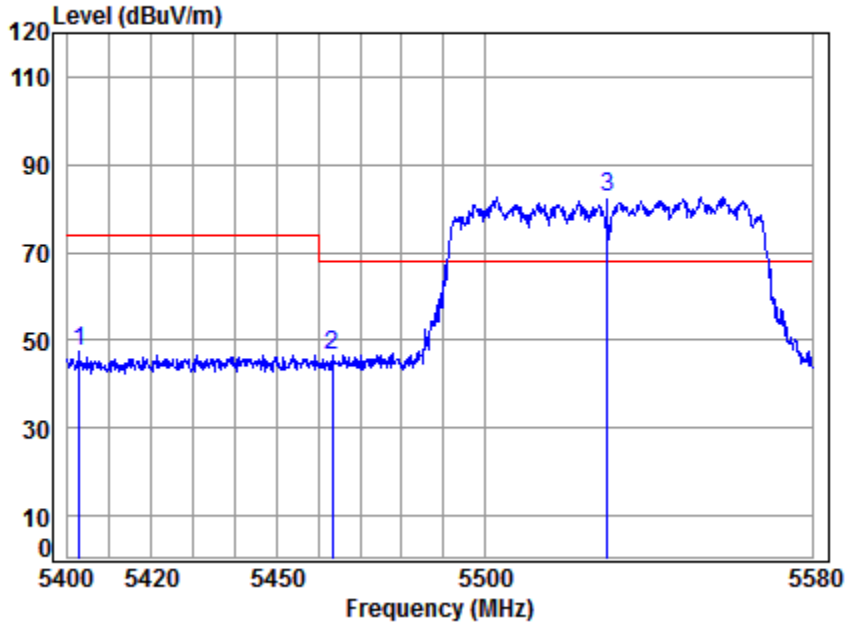
4.4.1.138 11AC80\_MIMO\_58\_Average\_Horizontal



Site : chamber  
 Condition: 3m HORIZONTAL  
 Job No : 10002  
 Mode : 5290 Band edge  
 : 5G WIFI 11AC80  
 : MIMO

	Freq	Cable Loss	Ant Factor	Preamp Factor	Read Level	Level	Limit Line	Over Limit	Remark
	MHz	dB	dB/m	dB	dBuV	dBuV/m	dBuV/m	dB	
1	5121.910	8.28	34.30	43.67	39.23	38.14	54.00	-15.86	Average
2	5290.000	8.54	34.44	43.50	73.96	73.44	-----	-----	Average
3	5359.104	8.64	34.49	43.43	37.87	37.57	54.00	-16.43	Average

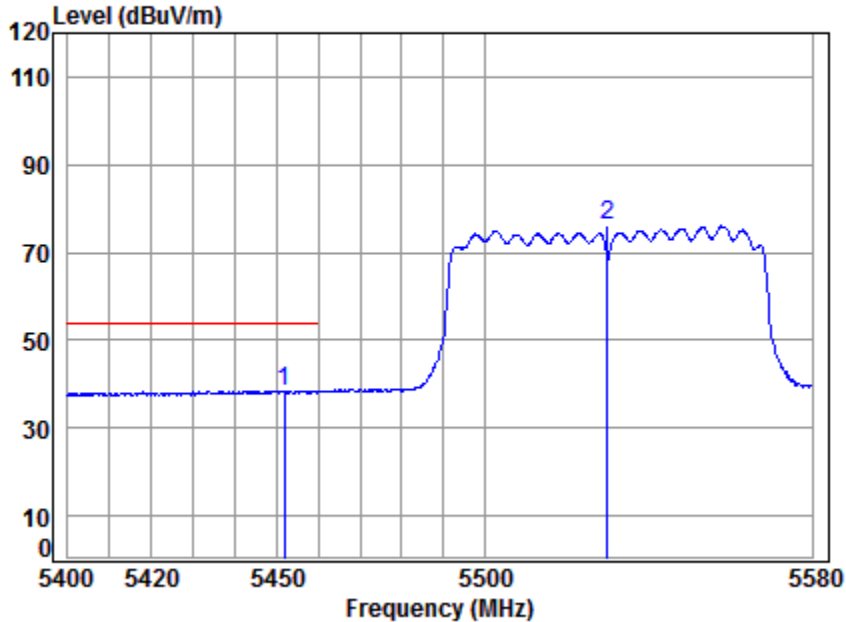
4.4.1.139 11AC80\_MIMO\_106\_Peak\_Vertical



Site : chamber  
Condition: 3m VERTICAL  
Job No : 10002  
Mode : 5530 Band edge  
: 5G WIFI 11AC80  
: MIMO

	Freq	Cable Loss	Ant Factor	Preamp Factor	Read Level	Level	Limit Line	Over Limit	Remark
	MHz	dB	dB/m	dB	dBuV	dBuV/m	dBuV/m	dB	
1	5402.657	8.71	34.53	43.39	47.49	47.34	74.00	-26.66	peak
2	5463.404	8.80	34.57	43.33	46.71	46.75	68.20	-21.45	peak
3 *	5530.000	8.96	34.63	43.26	82.33	82.66	68.20	14.46	peak

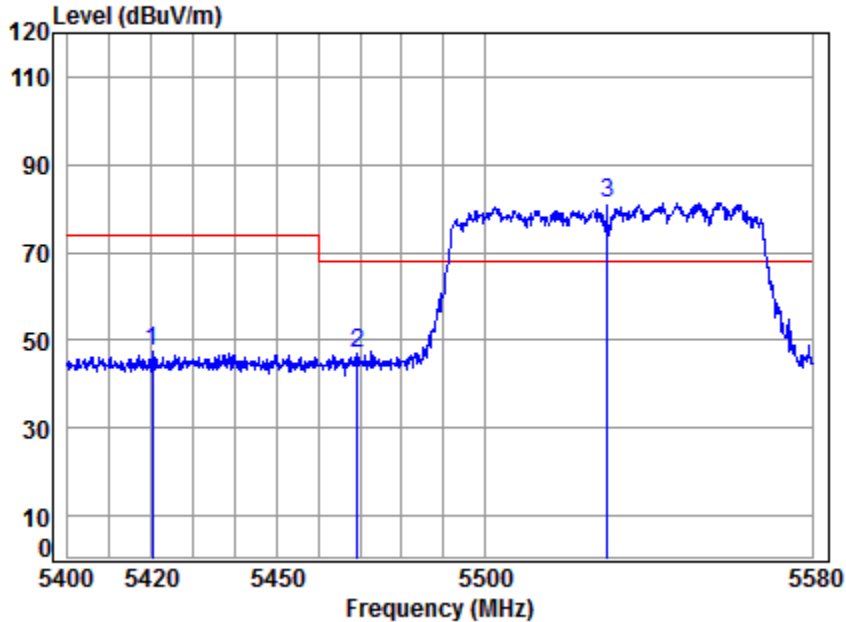
4.4.1.140 11AC80\_MIMO\_106\_Average\_Vertical



Site : chamber  
 Condition: 3m VERTICAL  
 Job No : 10002  
 Mode : 5530 Band edge  
 : 5G WIFI 11AC80  
 : MIMO

	Freq	Cable Loss	Ant Factor	Preamp Factor	Read Level	Level	Limit	Over	Remark
	MHz	dB	dB/m	dB	dBuV	dBuV/m	dBuV/m	dB	
1	5451.772	8.78	34.56	43.34	38.55	38.55	54.00	-15.45	Average
2	5530.000	8.96	34.63	43.26	75.64	75.97	-----	-----	Average

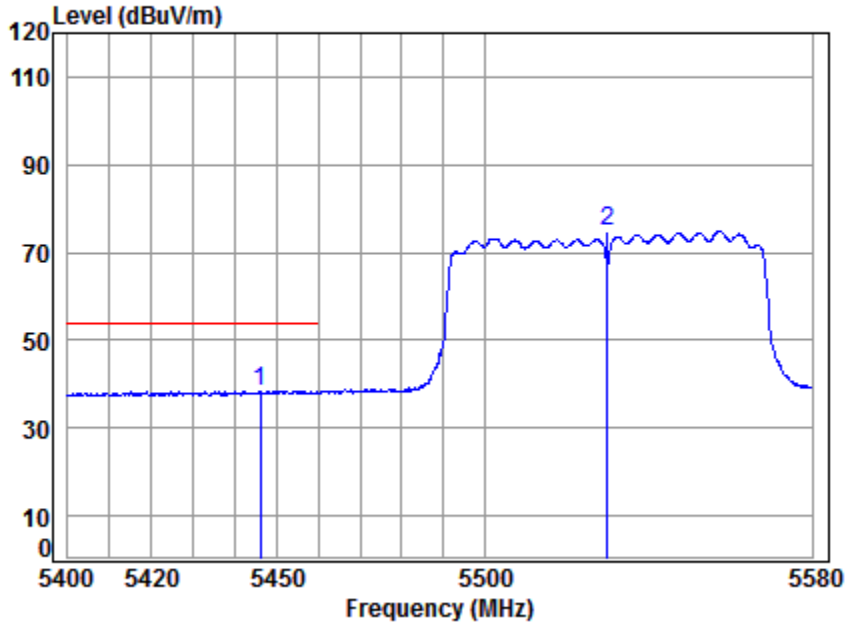
4.4.1.141 11AC80\_MIMO\_106\_Peak\_Horizontal



Site : chamber  
 Condition: 3m HORIZONTAL  
 Job No : 10002  
 Mode : 5530 Band edge  
 : 5G WIFI 11AC80  
 : MIMO

	Freq	Cable Loss	Ant Factor	Preamp Factor	Read Level	Level	Limit Line	Over Limit	Remark
	MHz	dB	dB/m	dB	dBuV	dBuV/m	dBuV/m	dB	
1	5420.223	8.73	34.54	43.37	47.33	47.23	74.00	-26.77	peak
2	5469.319	8.81	34.58	43.32	46.73	46.80	68.20	-21.40	peak
3 *	5530.000	8.96	34.63	43.26	81.00	81.33	68.20	13.13	peak

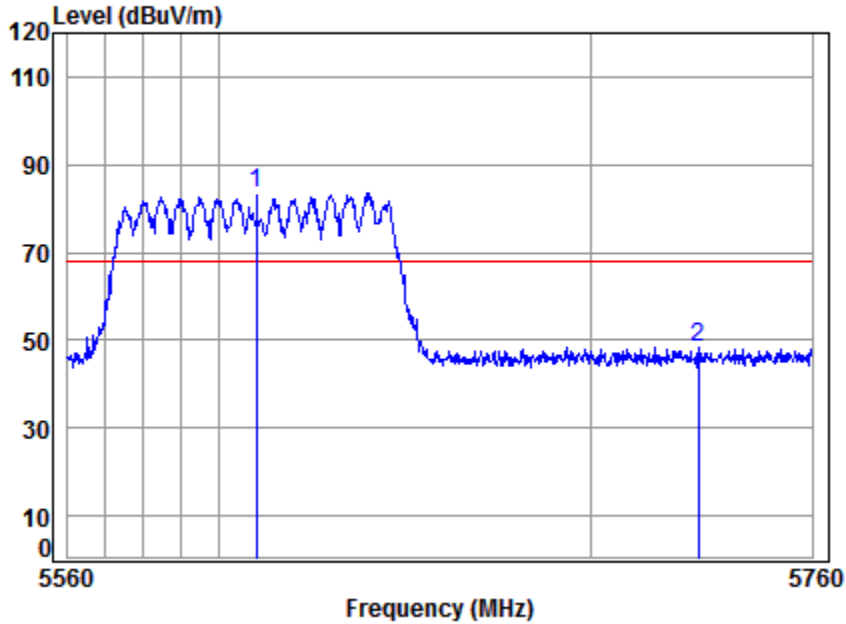
4.4.1.142 11AC80\_MIMO\_106\_Average\_Horizontal



Site : chamber  
 Condition: 3m HORIZONTAL  
 Job No : 10002  
 Mode : 5530 Band edge  
 : 5G WIFI 11AC80  
 : MIMO

	Freq	Cable Loss	Ant Factor	Preamp Factor	Read Level	Level	Limit	Over	Remark
	MHz	dB	dB/m	dB	dBuV	dBuV/m	dBuV/m	dB	
1	5446.055	8.77	34.56	43.35	38.39	38.37	54.00	-15.63	Average
2	5530.000	8.96	34.63	43.26	74.48	74.81	-----	-----	Average

4.4.1.143 11AC80\_MIMO\_122\_Peak\_Vertical

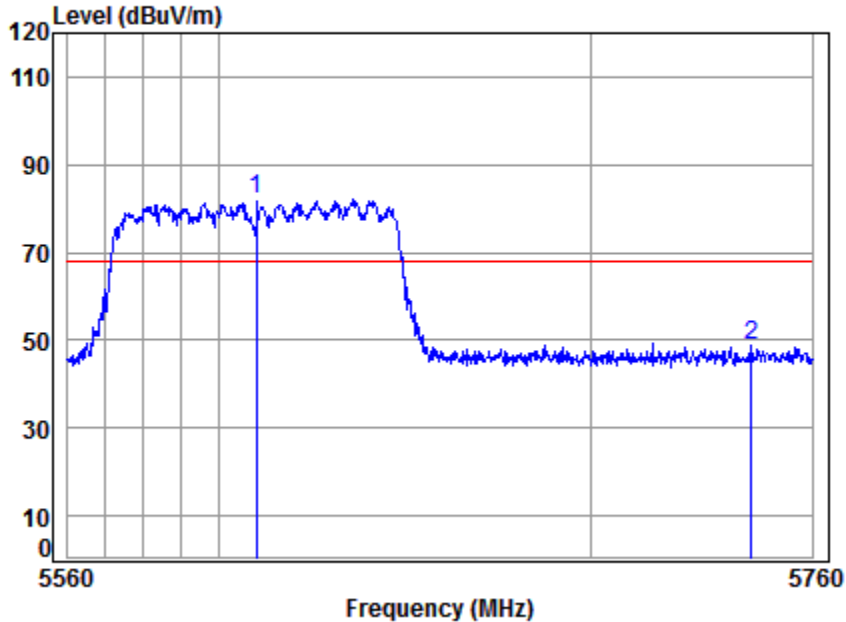


Site : chamber  
Condition: 3m VERTICAL  
Job No : 10002  
Mode : 5610 Band edge  
: 5G WIFI 11AC80  
: MIMO

	Cable	Ant	Preamp	Read	Limit	Over		
Freq	Loss	Factor	Factor	Level	Level	Line	Limit	Remark
MHz	dB	dB/m	dB	dBuV	dBuV/m	dBuV/m	dB	
1 *	9.24	34.71	43.19	82.80	83.56	68.20	15.36	peak
2	9.66	34.83	43.08	46.74	48.15	68.20	-20.05	peak



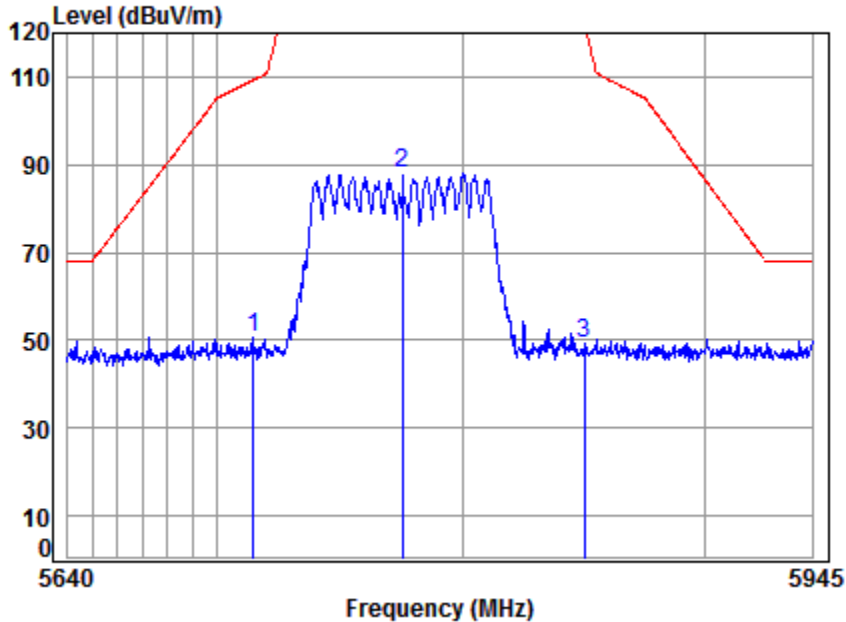
4.4.1.144 11AC80\_MIMO\_122\_Peak\_Horizontal



Site : chamber  
Condition: 3m HORIZONTAL  
Job No : 10002  
Mode : 5610 Band edge  
: 5G WIFI 11AC80  
: MIMO

	Cable	Ant	Preamp	Read	Limit	Over		
Freq	Loss	Factor	Factor	Level	Level	Line	Limit	Remark
MHz	dB	dB/m	dB	dBuV	dBuV/m	dBuV/m	dB	
1 *	9.24	34.71	43.19	81.48	82.24	68.20	14.04	peak
2	9.71	34.85	43.06	47.11	48.61	68.20	-19.59	peak

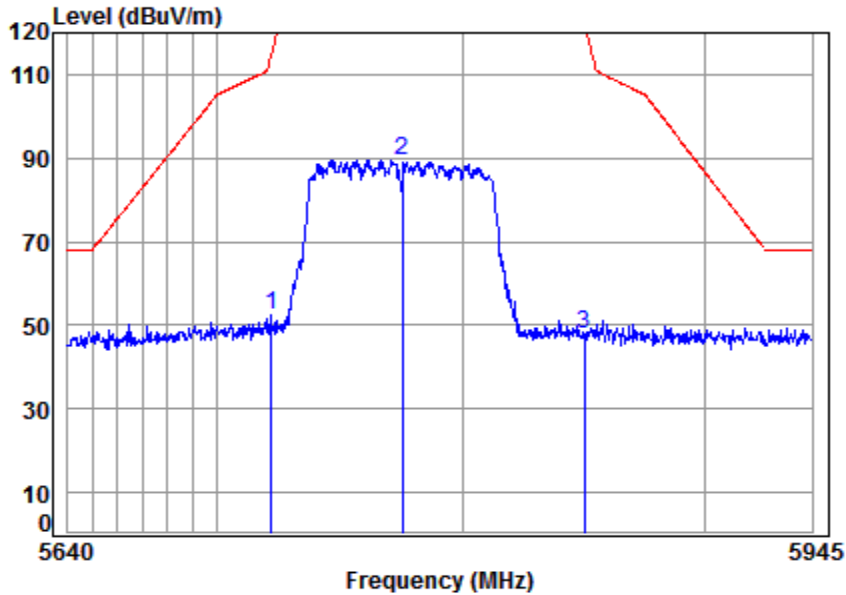
**4.4.1.145 11AC80\_MIMO\_155\_Peak\_Vertical**



Site : chamber  
 Condition: 3m VERTICAL  
 Job No : 10002  
 Mode : 5775 Band edge  
 : 5G WIFI 11AC80  
 : MIMO

	Cable	Ant	Preamp	Read	Limit	Over		
Freq	Loss	Factor	Factor	Level	Level	Line	Limit	Remark
MHz	dB	dB/m	dB	dBuV	dBuV/m	dBuV/m	dB	
1	5714.751	9.61	34.82	43.09	49.53	50.87	109.33	-58.46 peak
2	5775.000	9.81	34.88	43.03	86.48	88.14	125.20	-37.06 peak
3	5850.000	10.07	34.95	42.96	47.40	49.46	122.20	-72.74 peak

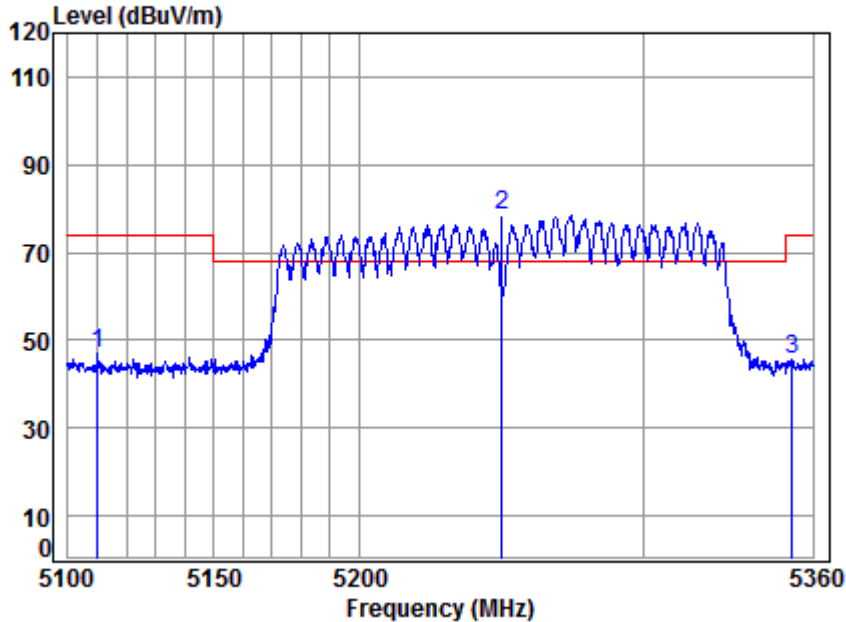
**4.4.1.146 11AC80\_MIMO\_155\_Peak\_Horizontal**



Site : chamber  
 Condition: 3m HORIZONTAL  
 Job No : 10002  
 Mode : 5775 Band edge  
 : 5G WIFI 11AC80  
 : MIMO

	Cable	Ant	Preamp	Read	Limit	Over		
Freq	Loss	Factor	Factor	Level	Level	Line	Limit	Remark
MHz	dB	dB/m	dB	dBuV	dBuV/m	dBuV/m	dB	
1	5721.677	9.63	34.83	43.08	51.11	52.49	114.62	-62.13 peak
2	5775.000	9.81	34.88	43.03	87.77	89.43	125.20	-35.77 peak
3	5850.000	10.07	34.95	42.96	45.74	47.80	122.20	-74.40 peak

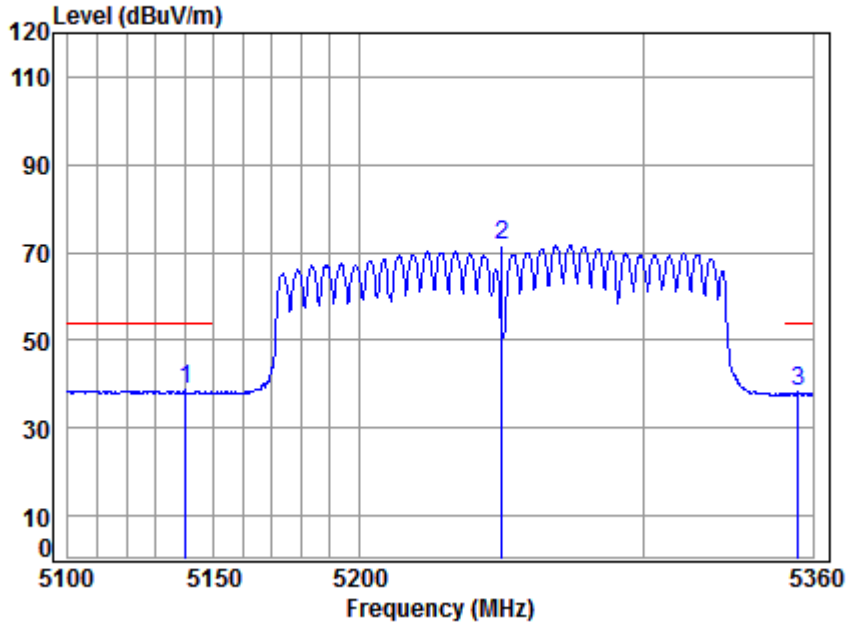
4.4.1.147 11AC160\_MIMO\_50\_Peak\_Vertical



Site : chamber  
Condition: 3m VERTICAL  
Job No : 10002  
Mode : 5250 Band edge  
: 5G WIFI 11AC160  
: MIMO

	Freq	Cable Loss	Ant Factor	Preamp Factor	Read Level	Level	Limit Line	Over Limit	Remark
	MHz	dB	dB/m	dB	dBuV	dBuV/m	dBuV/m	dB	
1	5110.154	8.26	34.29	43.68	48.02	46.89	74.00	-27.11	peak
2 *	5250.000	8.48	34.40	43.54	79.06	78.40	68.20	10.20	peak
3	5352.542	8.63	34.49	43.44	45.87	45.55	74.00	-28.45	peak

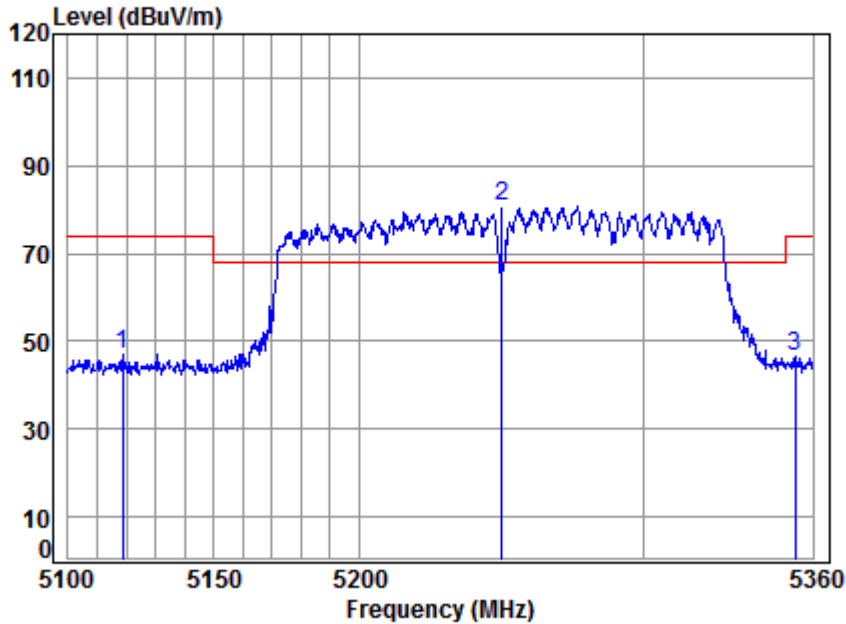
4.4.1.148 11AC160\_MIMO\_50\_Average\_Vertical



Site : chamber  
 Condition: 3m VERTICAL  
 Job No : 10002  
 Mode : 5250 Band edge  
 : 5G WIFI 11AC160  
 : MIMO

	Freq	Cable Loss	Ant Factor	Preamp Factor	Read Level	Level	Limit Line	Over Limit	Remark
	MHz	dB	dB/m	dB	dBuV	dBuV/m	dBuV/m	dB	
1	5140.225	8.31	34.32	43.65	39.70	38.68	54.00	-15.32	Average
2	5250.000	8.48	34.40	43.54	72.42	71.76	-----	-----	Average
3	5354.672	8.64	34.49	43.44	38.45	38.14	54.00	-15.86	Average

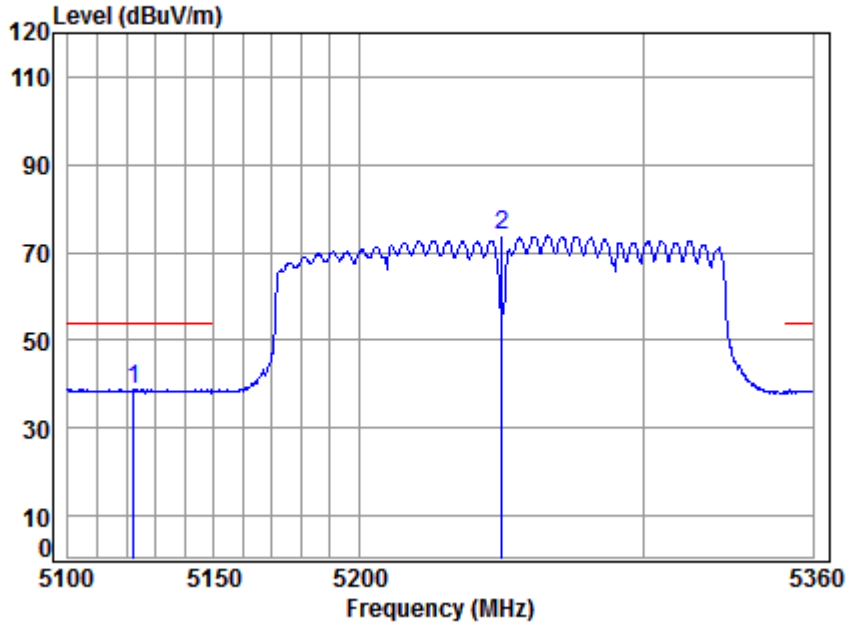
4.4.1.149 11AC160\_MIMO\_50\_Peak\_Horizontal



Site : chamber  
Condition: 3m HORIZONTAL  
Job No : 10002  
Mode : 5250 Band edge  
: 5G WIFI 11AC160  
: MIMO

	Freq	Cable Loss	Ant Factor	Preamp Factor	Read Level	Limit Level	Over Limit	Remark
	MHz	dB	dB/m	dB	dBuV	dBuV/m	dBuV/m	dB
1	5118.546	8.28	34.30	43.68	48.10	47.00	74.00	-27.00 peak
2 *	5250.000	8.48	34.40	43.54	81.48	80.82	68.20	12.62 peak
3	5353.874	8.64	34.49	43.44	46.80	46.49	74.00	-27.51 peak

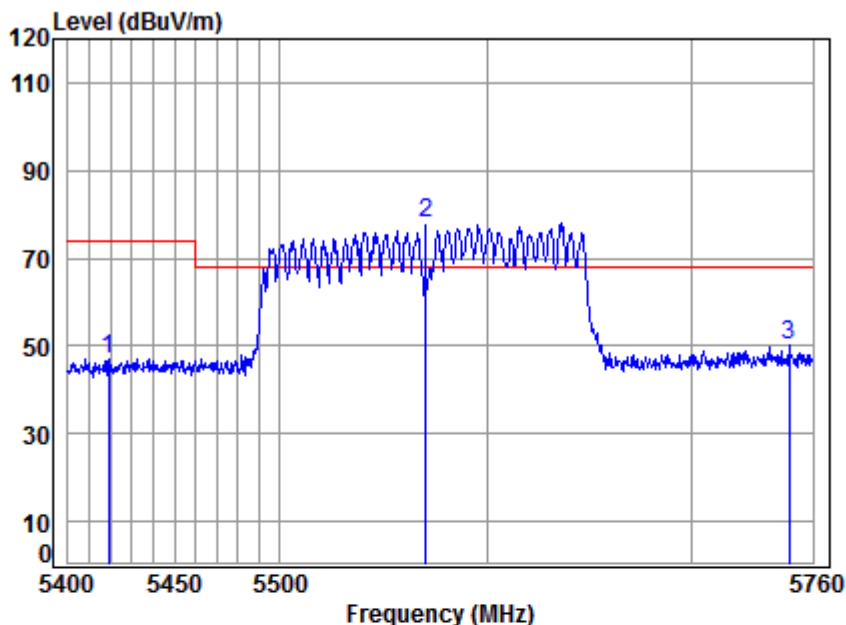
**4.4.1.150 11AC160\_MIMO\_50\_Average\_Horizontal**



Site : chamber  
 Condition: 3m HORIZONTAL  
 Job No : 10002  
 Mode : 5250 Band edge  
 : 5G WIFI 11AC160  
 : MIMO

	Freq	Cable Loss	Ant Factor	Preamp Factor	Read Level	Level	Limit	Over	Remark
	MHz	dB	dB/m	dB	dBuV	dBuV/m	dBuV/m	dB	
1	5122.365	8.28	34.30	43.67	40.03	38.94	54.00	-15.06	Average
2	5250.000	8.48	34.40	43.54	74.44	73.78	-----	-----	Average
3	5360.000	8.64	34.49	43.43	39.05	38.75	54.00	-15.25	Average

4.4.1.151 11AC160\_MIMO\_114\_Peak\_Vertical

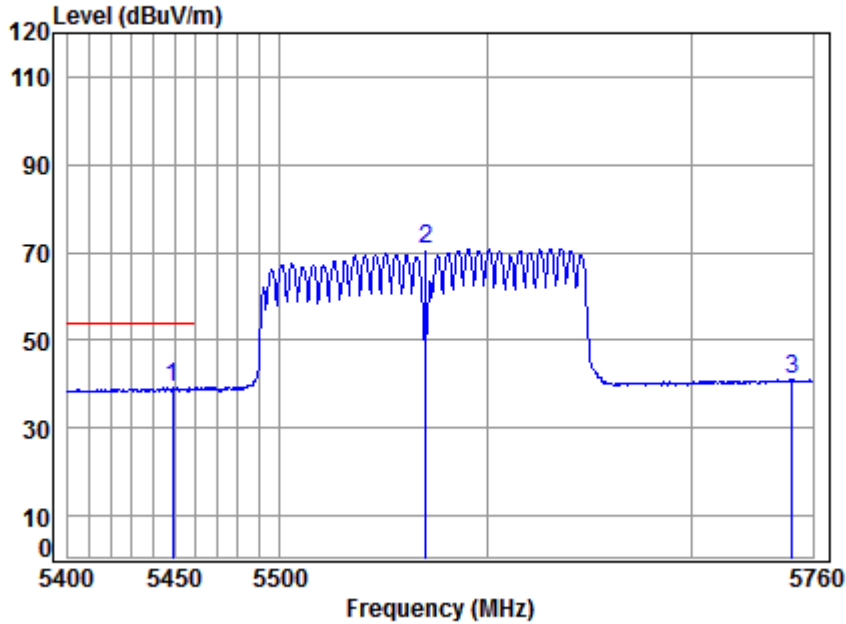


Site : chamber  
 Condition: 3m VERTICAL  
 Job No : 10002  
 Mode : 5570 Band edge  
 : 5G WIFI 11AC160  
 : MIMO

	Cable	Ant	Preamp	Read	Limit	Over		
Freq	Loss	Factor	Factor	Level	Level	Line	Limit	Remark
MHz	dB	dB/m	dB	dBuV	dBuV/m	dBuV/m	dB	
1	8.73	34.54	43.37	47.07	46.97	74.00	-27.03	peak
2 *	9.10	34.67	43.23	77.57	78.11	68.20	9.91	peak
3	9.72	34.85	43.06	48.52	50.03	68.20	-18.17	peak



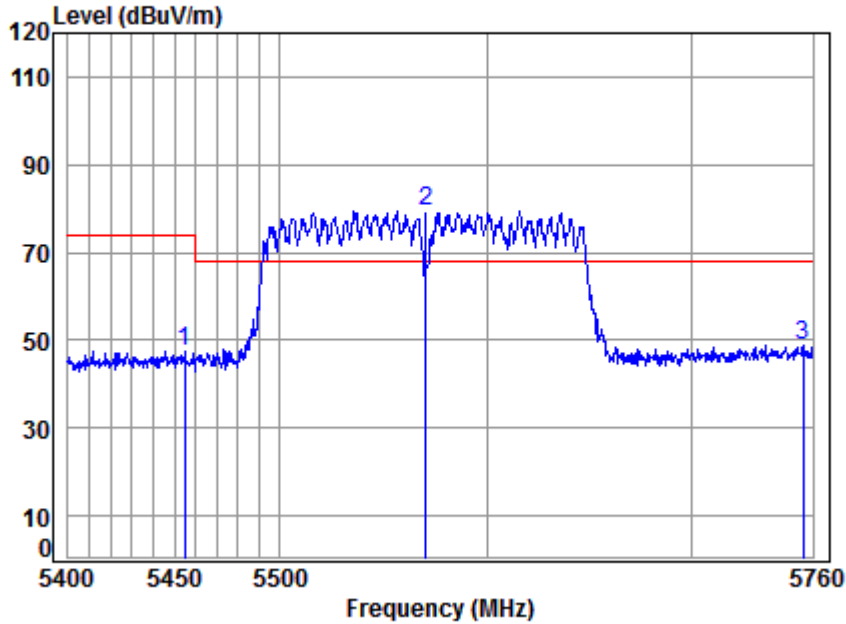
4.4.1.152 11AC160\_MIMO\_114\_Average\_Vertival



Site : chamber  
Condition: 3m VERTICAL  
Job No : 10002  
Mode : 5570 Band edge  
: 5G WIFI 11AC160  
: MIMO

	Freq	Cable Loss	Ant Factor	Preamp Factor	Read Level	Level	Limit Line	Over Limit	Remark
	MHz	dB	dB/m	dB	dBuV	dBuV/m	dBuV/m	dB	
1	5449.012	8.78	34.56	43.34	39.31	39.31	54.00	-14.69	Average
2	5570.000	9.10	34.67	43.23	70.39	70.93	-----	-----	Average
3	5749.601	9.73	34.86	43.06	39.66	41.19	-----	-----	Average

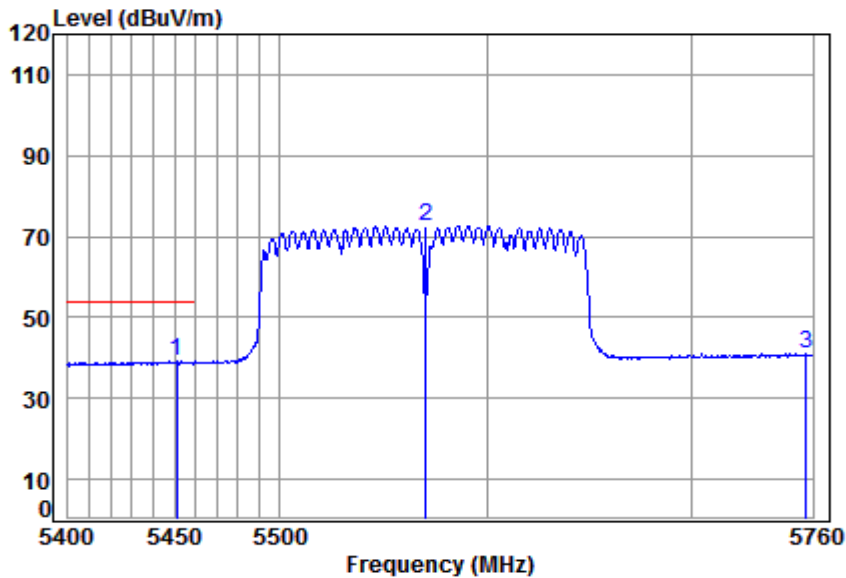
**4.4.1.153 11AC160\_MIMO\_114\_Peak\_Horizontal**



Site : chamber  
 Condition: 3m HORIZONTAL  
 Job No : 10002  
 Mode : 5570 Band edge  
 : 5G WIFI 11AC160  
 : MIMO

	Freq	Cable Loss	Ant Factor	Preamp Factor	Read Level	Level	Limit Line	Over Limit	Remark
	MHz	dB	dB/m	dB	dBuV	dBuV/m	dBuV/m	dB	
1	5454.994	8.78	34.57	43.34	47.42	47.43	74.00	-26.57	peak
2 *	5570.000	9.10	34.67	43.23	78.85	79.39	68.20	11.19	peak
3	5755.169	9.75	34.86	43.05	47.22	48.78	68.20	-19.42	peak

4.4.1.154 11AC160\_MIMO\_114\_Average\_Horizontal



Site : chamber  
 Condition: 3m HORIZONTAL  
 Job No : 10002  
 Mode : 5570 Band edge  
 : 5G WIFI 11AC160  
 : MIMO

	Cable	Ant	Preamp	Read	Limit	Over		
Freq	Loss	Factor	Factor	Level	Level	Line	Limit	Remark
MHz	dB	dB/m	dB	dBuV	dBuV/m	dBuV/m	dB	
1	8.78	34.56	43.34	39.07	39.07	54.00	-14.93	Average
2	9.10	34.67	43.23	72.04	72.58	-----	-----	Average
3	9.75	34.86	43.05	39.38	40.94	-----	-----	Average

Remark:

The field strength is calculated by adding the Antenna Factor, Cable Factor & Preamplifier. The basic equation with a sample calculation is as follows:

Final Test Level = Receiver Reading + Antenna Factor + Cable Factor – Preamplifier Factor

All modes have been tested, but only the worst case data displayed in this report.

## 4.5 Dynamic Frequency Selection

### 4.5.1 DFS Overview

**Table 1: Applicability of DFS Requirements Prior to Use of a Channel**

Requirement	Operational Mode		
	Master	Client Without Radar Detection	Client With Radar Detection
<i>Non-Occupancy Period</i>	Yes	Not required	Yes
<i>DFS Detection Threshold</i>	Yes	Not required	Yes
<i>Channel Availability Check Time</i>	Yes	Not required	Not required
<i>U-NII Detection Bandwidth</i>	Yes	Not required	Yes

**Table 2: Applicability of DFS requirements during normal operation**

Requirement	Operational Mode	
	Master Device or Client with Radar Detection	Client Without Radar Detection
<i>DFS Detection Threshold</i>	Yes	Not required
<i>Channel Closing Transmission Time</i>	Yes	Yes
<i>Channel Move Time</i>	Yes	Yes
<i>U-NII Detection Bandwidth</i>	Yes	Not required
<b>Additional requirements for devices with multiple bandwidth modes</b>	<b>Master Device or Client with Radar Detection</b>	<b>Client Without Radar Detection</b>
<i>U-NII Detection Bandwidth and Statistical Performance Check</i>	All BW modes must be tested	Not required
<i>Channel Move Time and Channel Closing Transmission Time</i>	Test using widest BW mode available	Test using the widest BW mode available for the link
<i>All other tests</i>	Any single BW mode	Not required
<b>Note:</b> Frequencies selected for statistical performance check (Section 7.8.4) should include several frequencies within the radar detection bandwidth and frequencies near the edge of the radar detection bandwidth. For 802.11 devices it is suggested to select frequencies in each of the bonded 20 MHz channels and the channel center frequency.		

#### 4.5.2 DFS Detection Thresholds

**Table 3: DFS Detection Thresholds for Master Devices and Client Devices with Radar Detection**

Maximum Transmit Power	Value (See Notes 1, 2, and 3)
EIRP $\geq$ 200 milliwatt	-64 dBm
EIRP < 200 milliwatt and power spectral density < 10 dBm/MHz	-62 dBm
EIRP < 200 milliwatt that do not meet the power spectral density requirement	-64 dBm
<p><b>Note 1:</b> This is the level at the input of the receiver assuming a 0 dBi receive antenna.</p> <p><b>Note 2:</b> Throughout these test procedures an additional 1 dB has been added to the amplitude of the test transmission waveforms to account for variations in measurement equipment. This will ensure that the test signal is at or above the detection threshold level to trigger a DFS response.</p> <p><b>Note3:</b> EIRP is based on the highest antenna gain. For MIMO devices refer to KDB Publication 662911 D01.</p>	

#### 4.5.3 Response Requirements

**Table 4: DFS Response Requirement Values**

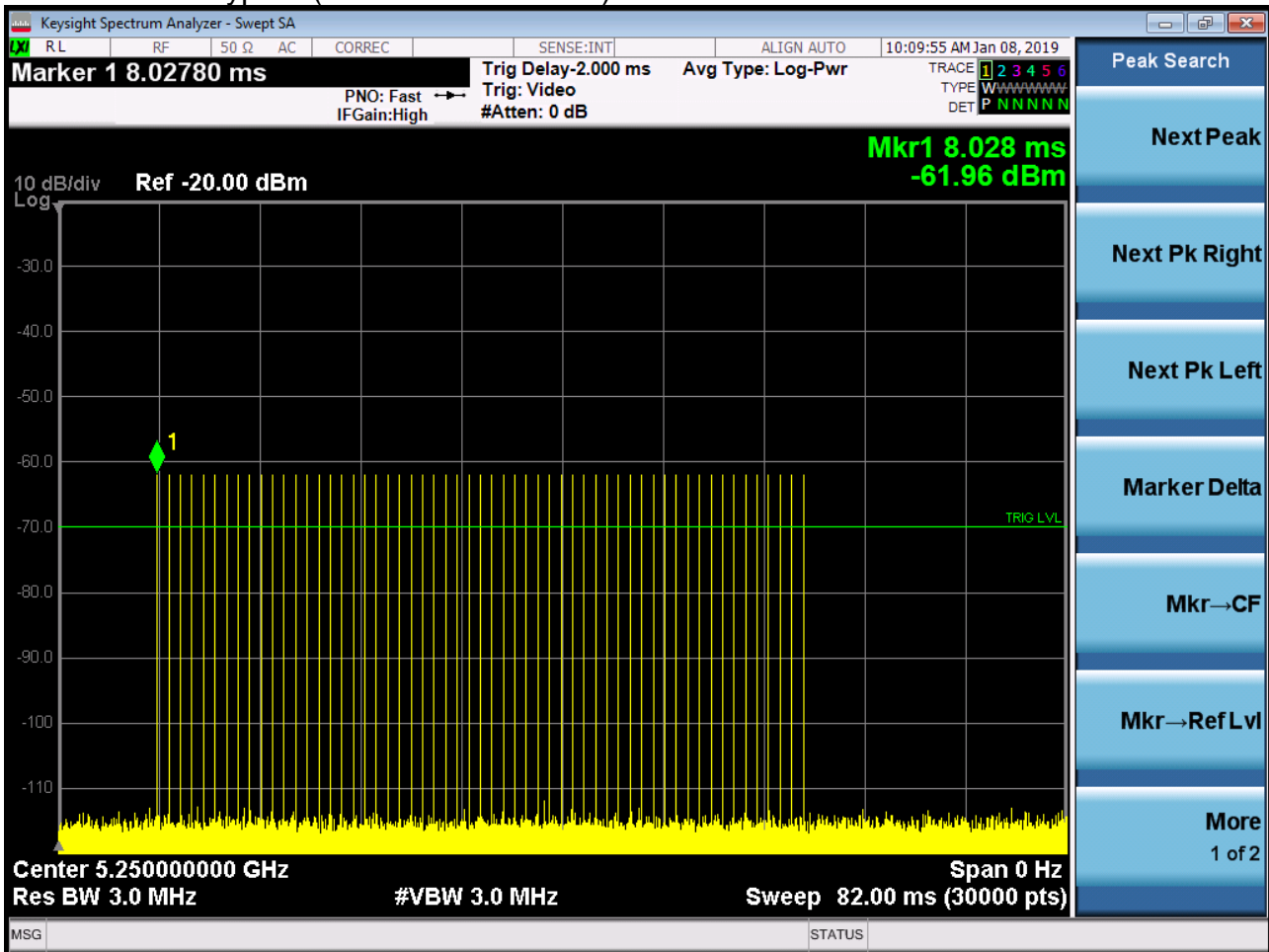
Parameter	Value
<i>Non-occupancy period</i>	Minimum 30 minutes
<i>Channel Availability Check Time</i>	60 seconds
<i>Channel Move Time</i>	10 seconds See Note 1.
<i>Channel Closing Transmission Time</i>	200 milliseconds + an aggregate of 60 milliseconds over remaining 10 second period. See Notes 1 and 2.
<i>U-NII Detection Bandwidth</i>	Minimum 100% of the U-NII 99% transmission power bandwidth. See Note 3.
<p><b>Note 1:</b> <i>Channel Move Time</i> and the <i>Channel Closing Transmission Time</i> should be performed with Radar Type 0. The measurement timing begins at the end of the Radar Type 0 burst.</p> <p><b>Note 2:</b> The <i>Channel Closing Transmission Time</i> is comprised of 200 milliseconds starting at the beginning of the <i>Channel Move Time</i> plus any additional intermittent control signals required to facilitate a <i>Channel</i> move (an aggregate of 60 milliseconds) during the remainder of the 10 second period. The aggregate duration of control signals will not count quiet periods in between transmissions.</p> <p><b>Note 3:</b> During the <i>U-NII Detection Bandwidth</i> detection test, radar type 0 should be used. For each frequency step the minimum percentage of detection is 90 percent. Measurements are performed with no data traffic.</p>	

### 4.5.4 Test plots

Remark: Only the data of Ant.1 is recorded.

#### 4.5.4.1 Radar Waveform Calibration Result

Radar Type 0 (160MHz / 5250MHz)

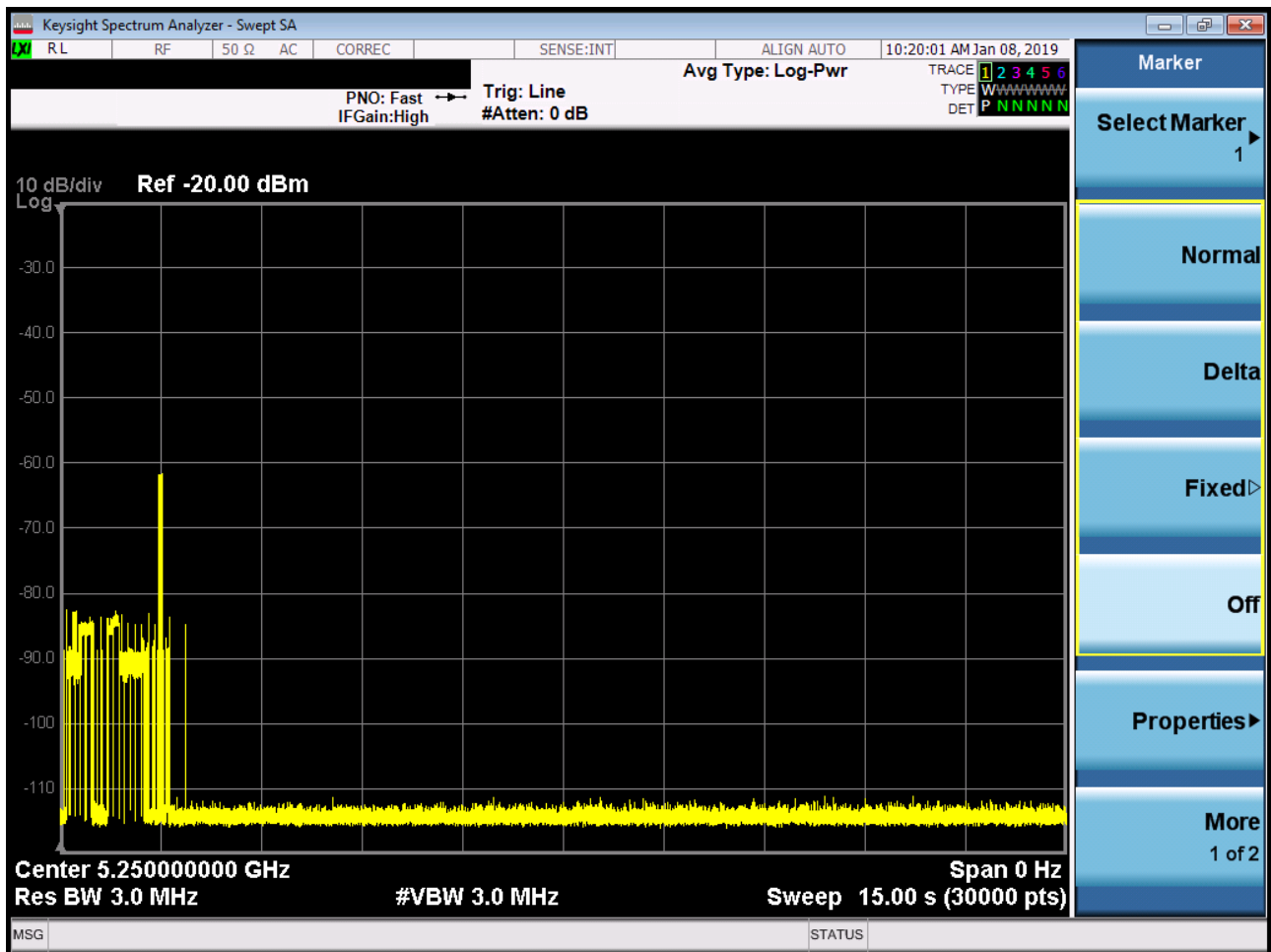


**4.5.5 Test Data:**

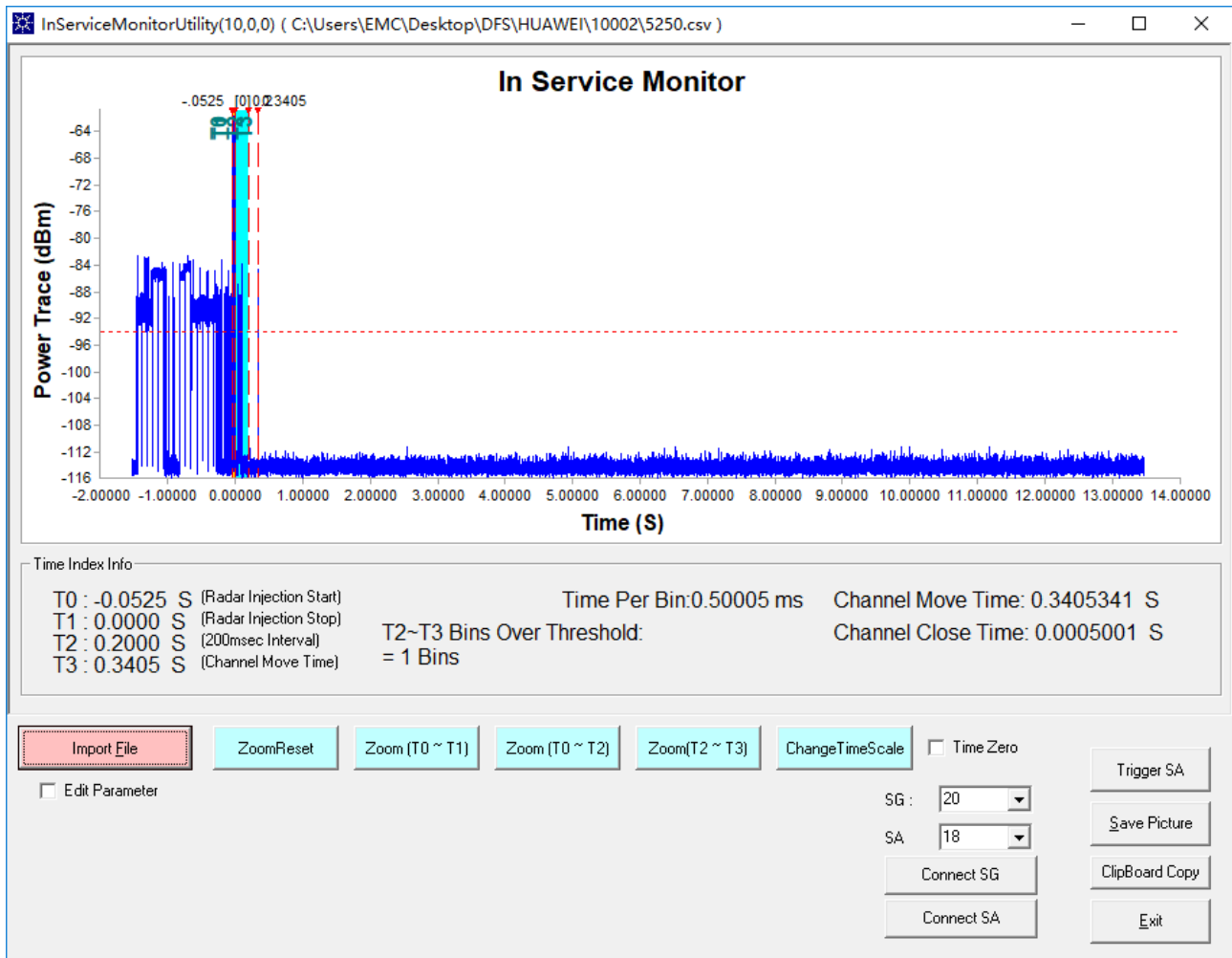
BW/Channel	Test Item	Test Result	Limit	Results
160MHz / 5250MHz	Channel Move Time	0.34s	<10s	Pass
	Channel Closing Transmission Time	0.5ms	<60ms	Pass

**4.5.5.1 Test plots**

**4.5.5.1.1 Test Bandwidth/Channel= 160MHz / 5250MHz**









## 5 Measurement Uncertainty (95% confidence levels, k=2)

No.	Item	Measurement Uncertainty
1	Total RF power, conducted	$\pm 0.75\text{dB}$
2	RF power density, conducted	$\pm 2.84\text{dB}$
3	Spurious emissions, conducted	$\pm 0.75\text{dB}$
4	Radiated Spurious emission test	$\pm 4.5\text{dB}$ (30MHz-1GHz)
		$\pm 4.8\text{dB}$ (1GHz-25GHz)
5	Conduct emission test	$\pm 3.12\text{ dB}$ (9KHz- 30MHz)
6	Temperature test	$\pm 1^\circ\text{C}$
7	Humidity test	$\pm 3\%$
8	DC and low frequency voltages	$\pm 0.5\%$



## 6 Equipment List

Conducted Emission					
Test Equipment	Manufacturer	Model No.	Inventory No.	Cal. Date (yyyy-mm-dd)	Cal. Due date (yyyy-mm-dd)
Shielding Room	ZhongYu Electron	GB-88	SEM001-06	2017/5/10	2020/5/9
LISN	Rohde & Schwarz	ENV216	SEM007-01	2018/9/2	2019/9/2
LISN	ETS-LINDGREN	Feb-16	SEM007-02	2018/4/2	2019/4/1
Measurement Software	AUDIX	e3 V5.4.1221d	N/A	N/A	N/A
Coaxial Cable	SGS	N/A	SEM024-01	2018/7/12	2019/7/11
8 Line ISN	Fischer Custom Communications Inc.	FCC-TLISN-T8-02	EMC0120	2018/2/14	2019/2/13
4 Line ISN	Fischer Custom Communications Inc.	FCC-TLISN-T4-02	EMC0121	2018/2/14	2019/2/13
2 Line ISN	Fischer Custom Communications Inc.	FCC-TLISN-T2-02	EMC0122	2018/2/14	2019/2/13
EMI Test Receiver	Rohde & Schwarz	ESCI	SEM004-02	2018/4/2	2019/4/1

RF conducted test					
Test Equipment	Manufacturer	Model No.	Inventory No.	Cal. Date (yyyy-mm-dd)	Cal. Due date (yyyy-mm-dd)
DC Power Supply	ZhaoXin	RXN-305D	SEM011-02	2018/9/2	2019/9/2
Signal Analyzer	Rohde & Schwarz	FSV	W025-05	2018/3/13	2019/3/12
Coaxial Cable	SGS	N/A	SEM031-01	2018/7/12	2019/7/11
Attenuator	Weinschel Associates	WA41	SEM021-09	N/A	N/A
Signal Generator	KEYSIGHT	N5173B	SEM006-05	2018/9/2	2019/9/2
Temperature Chamber	GIANT FORCE	ICT-150-40-CP-AR	W027-03	2018/11/27	2019/11/27
Power Meter	Rohde & Schwarz	NRVS	SEM014-02	2018/9/2	2019/9/2
Master Device	Linksys pte.Ltd	WRT32X	FCC ID:Q87-WRT3200ACM IC ID:3839A-WRT3200ACM	N/A	N/A

RE in Chamber					
Test Equipment	Manufacturer	Model No.	Inventory No.	Cal. Date (yyyy-mm-dd)	Cal. Due date (yyyy-mm-dd)
3m Semi-Anechoic Chamber	ETS-LINDGREN	N/A	SEM001-01	2017/8/5	2020/8/4
Measurement Software	AUDIX	e3 V8.2014-6-27	N/A	N/A	N/A
Coaxial Cable	SGS	N/A	SEM025-01	2018/7/12	2019/7/11
MXE EMI Receiver (20Hz-8.4GHz)	Agilent Technologies	N9038A	SEM004-05	2018/9/2	2019/9/2
BiConiLog Antenna (26-3000MHz)	ETS-LINDGREN	3142C	SEM003-01	2017/6/27	2020/6/26
Pre-amplifier (0.1-1.3GHz)	Agilent Technologies	8447D	SEM005-01	2018/4/2	2019/4/1



RE in Chamber					
Test Equipment	Manufacturer	Model No.	Inventory No.	Cal. Date (yyyy-mm-dd)	Cal. Due date (yyyy-mm-dd)
10m Semi-Anechoic Chamber	SAEMC	FSAC1018	SEM001-03	2018/3/31	2021/3/30
EMI Test Receiver (9k-7GHz)	Rohde & Schwarz	ESR	SEM004-03	2018/4/2	2019/4/1
Trilog-Broadband Antenna (25M-2GHz)	Schwarzbeck	VULB9168	SEM003-18	2016/6/29	2019/6/28
Pre-amplifier (9k-1GHz)	Sonoma Instrument Co	310N	SEM005-03	2018/4/13	2019/4/12
Loop Antenna (9kHz-30MHz)	ETS-Lindgren	6502	SEM003-08	2017/8/22	2020/8/21
Measurement Software	AUDIX	e3 V8.2014-6-27	N/A	N/A	N/A
Coaxial Cable	SGS	N/A	SEM029-01	2018/7/12	2019/7/11

RE in Chamber					
Test Equipment	Manufacturer	Model No.	Inventory No.	Cal. Date (yyyy-mm-dd)	Cal. Due date (yyyy-mm-dd)
3m Semi-Anechoic Chamber	AUDIX	N/A	SEM001-02	2018/3/13	2021/3/12
Spectrum Analyzer (20Hz-43GHz)	Rohde & Schwarz	FSU43	SEM004-08	2018/4/2	2019/4/1
BiConiLog Antenna (26-3000MHz)	ETS-Lindgren	3142C	SEM003-01	2017/6/27	2020/6/26
Horn Antenna (800MHz-18GHz)	Rohde & Schwarz	HF907	SEM003-07	2018/4/13	2021/4/12
Horn Antenna (15-40GHz)	Schwarzbeck	BBHA 9170	SEM003-15	2017/10/17	2020/10/16
Amplifier(0.1-1300MHz)	HP	8447D	SEM005-02	2018/9/2	2019/9/2
Low Noise Amplifier (100MHz-18GHz)	Black Diamond Series	BDLNA-0118-352810	SEM005-05	2018/9/2	2019/9/2
Pre-Amplifier(0.1-26.5GHz)	Compliance Directions Systems Inc.	PAP-0126	EMC2063	2018/11/20	2019/11/19
Pre-amplifier(26-40GHz)	Compliance Directions Systems Inc.	PAP-2640-50	SEM005-08	2018/4/2	2019/4/1
Band filter	N/A	N/A	N/A	N/A	N/A
Measurement Software	AUDIX	e3 V8.2014-6-27	N/A	N/A	N/A
Coaxial Cable	SGS	N/A	SEM026-01	2018/7/12	2019/7/11

## 7 Photographs - EUT Test Setup Details

Refer to Appendix A - Photographs of EUT Test Setup Details for HR/2019/10002.

The End