



Appendix for test report

1Appendix_A: Effective (Isotropic) Radiated Power Output Data

Part I - Test Results

Test Band(LTE)	Test Mode	Test Bandwidth	Test Channel	Test RB	Measured[dBm]	ERP [dBm]	Limit [dBm]	Verdict
Band26 (814-824MHz)	LTE/TM1	1.4	LCH	RB1#0	24.28	17.37	50	PASS
				RB1#3	24.34	17.43	50	PASS
				RB1#5	24.22	17.31	50	PASS
				RB3#0	24.29	17.38	50	PASS
				RB3#2	24.27	17.36	50	PASS
				RB3#3	24.22	17.31	50	PASS
			MCH	RB6#0	23.29	16.38	50	PASS
				RB1#0	24.35	17.44	50	PASS
				RB1#3	24.36	17.45	50	PASS
				RB1#5	24.18	17.27	50	PASS
				RB3#0	24.36	17.45	50	PASS
				RB3#2	24.28	17.37	50	PASS
				RB3#3	24.11	17.2	50	PASS
				RB6#0	23.16	16.25	50	PASS



Test Band(LTE)	Test Mode	Test Bandwidth	Test Channel	Test RB	Measured[dBm]	ERP [dBm]	Limit [dBm]	Verdict
			HCH	RB1#0	24.29	17.38	50	PASS
				RB1#3	24.09	17.18	50	PASS
				RB1#5	24.45	17.54	50	PASS
				RB3#0	24.42	17.51	50	PASS
				RB3#2	24.10	17.19	50	PASS
				RB3#3	24.41	17.5	50	PASS
				RB6#0	23.11	16.2	50	PASS
		3	LCH	RB1#0	24.45	17.54	50	PASS
				RB1#7	24.12	17.21	50	PASS
				RB1#14	24.18	17.27	50	PASS
				RB8#0	23.22	16.31	50	PASS
				RB8#4	23.24	16.33	50	PASS
				RB8#7	23.13	16.22	50	PASS
				RB15#0	22.25	15.34	50	PASS
			MCH	RB1#0	24.42	17.51	50	PASS
				RB1#7	24.30	17.39	50	PASS
				RB1#14	23.99	17.08	50	PASS



Test Band(LTE)	Test Mode	Test Bandwidth	Test Channel	Test RB	Measured[dBm]	ERP [dBm]	Limit [dBm]	Verdict	
				RB8#0	23.08	16.17	50	PASS	
				RB8#4	23.36	16.45	50	PASS	
				RB8#7	23.40	16.49	50	PASS	
				RB15#0	22.18	15.27	50	PASS	
			HCH	RB1#0	24.18	17.27	50	PASS	
				RB1#7	24.36	17.45	50	PASS	
				RB1#14	24.40	17.49	50	PASS	
				RB8#0	23.14	16.23	50	PASS	
				RB8#4	23.33	16.42	50	PASS	
				RB8#7	23.38	16.47	50	PASS	
				RB15#0	22.10	15.19	50	PASS	
				5	LCH	RB1#0	24.11	17.2	50
			RB1#13			24.37	17.46	50	PASS
			RB1#24			24.23	17.32	50	PASS
		RB12#0	23.25			16.34	50	PASS	
		RB12#6	23.25			16.34	50	PASS	
		RB12#1	23.45			16.54	50	PASS	

Test Band(LTE)	Test Mode	Test Bandwidth	Test Channel	Test RB	Measured[dBm]	ERP [dBm]	Limit [dBm]	Verdict
				3				
				RB25#0	23.22	16.31	50	PASS
			MCH	RB1#0	24.46	17.55	50	PASS
				RB1#13	24.38	17.47	50	PASS
				RB1#24	24.33	17.42	50	PASS
				RB12#0	23.40	16.49	50	PASS
				RB12#6	23.40	16.49	50	PASS
				RB12#13	23.46	16.55	50	PASS
				RB25#0	23.20	16.29	50	PASS
				HCH	RB1#0	24.09	17.18	50
			RB1#13		24.25	17.34	50	PASS
			RB1#24		24.25	17.34	50	PASS
			RB12#0		23.49	16.58	50	PASS
			RB12#6		23.40	16.49	50	PASS
			RB12#13		23.40	16.49	50	PASS
			RB25#0		23.07	16.16	50	PASS



Test Band(LTE)	Test Mode	Test Bandwidth	Test Channel	Test RB	Measured[dBm]	ERP [dBm]	Limit [dBm]	Verdict
		10	MCH	RB1#0	24.06	17.15	50	PASS
				RB1#25	24.18	17.27	50	PASS
				RB1#49	24.36	17.45	50	PASS
				RB25#0	23.36	16.45	50	PASS
				RB25#13	23.40	16.49	50	PASS
				RB25#25	23.28	16.37	50	PASS
				RB50#0	23.05	16.14	50	PASS
	LTE/TM2	1.4	LCH	RB1#0	23.43	16.52	50	PASS
				RB1#3	23.25	16.34	50	PASS
				RB1#5	23.48	16.57	50	PASS
				RB3#0	23.28	16.37	50	PASS
				RB3#2	23.27	16.36	50	PASS
				RB3#3	23.20	16.29	50	PASS
				RB6#0	22.42	15.51	50	PASS
			MCH	RB1#0	23.68	16.77	50	PASS
RB1#3	23.38	16.47		50	PASS			



Test Band(LTE)	Test Mode	Test Bandwidth	Test Channel	Test RB	Measured[dBm]	ERP [dBm]	Limit [dBm]	Verdict	
				RB1#5	23.40	16.49	50	PASS	
				RB3#0	23.43	16.52	50	PASS	
				RB3#2	23.24	16.33	50	PASS	
				RB3#3	23.24	16.33	50	PASS	
				RB6#0	22.25	15.34	50	PASS	
			HCH	RB1#0	23.57	16.66	50	PASS	
				RB1#3	23.19	16.28	50	PASS	
				RB1#5	23.77	16.86	50	PASS	
				RB3#0	23.45	16.54	50	PASS	
				RB3#2	23.44	16.53	50	PASS	
				RB3#3	23.49	16.58	50	PASS	
				RB6#0	22.10	15.19	50	PASS	
			3	LCH	RB1#0	23.43	16.52	50	PASS
					RB1#7	23.62	16.71	50	PASS
					RB1#14	23.53	16.62	50	PASS
		RB8#0			22.29	15.38	50	PASS	
		RB8#4			22.30	15.39	50	PASS	



Test Band(LTE)	Test Mode	Test Bandwidth	Test Channel	Test RB	Measured[dBm]	ERP [dBm]	Limit [dBm]	Verdict			
				RB8#7	22.19	15.28	50	PASS			
				RB15#0	22.20	15.29	50	PASS			
			MCH	RB1#0	23.53	16.62	50	PASS			
				RB1#7	23.41	16.5	50	PASS			
				RB1#14	23.35	16.44	50	PASS			
				RB8#0	22.10	15.19	50	PASS			
				RB8#4	22.39	15.48	50	PASS			
				RB8#7	22.22	15.31	50	PASS			
				RB15#0	22.09	15.18	50	PASS			
				HCH	RB1#0	23.63	16.72	50	PASS		
			RB1#7		23.45	16.54	50	PASS			
			RB1#14		23.58	16.67	50	PASS			
			RB8#0		22.12	15.21	50	PASS			
			RB8#4		22.35	15.44	50	PASS			
			RB8#7		22.40	15.49	50	PASS			
							RB15#0	22.34	15.43	50	PASS
					5	LCH	RB1#0	23.49	16.58	50	PASS



Test Band(LTE)	Test Mode	Test Bandwidth	Test Channel	Test RB	Measured[dBm]	ERP [dBm]	Limit [dBm]	Verdict
				RB1#13	23.77	16.86	50	PASS
				RB1#24	23.68	16.77	50	PASS
				RB12#0	22.23	15.32	50	PASS
				RB12#6	22.28	15.37	50	PASS
				RB12#13	22.40	15.49	50	PASS
				RB25#0	22.23	15.32	50	PASS
			MCH	RB1#0	23.71	16.8	50	PASS
				RB1#13	23.73	16.82	50	PASS
				RB1#24	23.63	16.72	50	PASS
				RB12#0	22.38	15.47	50	PASS
				RB12#6	22.41	15.5	50	PASS
				RB12#13	22.24	15.33	50	PASS
				RB25#0	22.16	15.25	50	PASS
			HCH	RB1#0	23.36	16.45	50	PASS
				RB1#13	23.52	16.61	50	PASS
				RB1#24	23.53	16.62	50	PASS

Test Band(LTE)	Test Mode	Test Bandwidth	Test Channel	Test RB	Measured[dBm]	ERP [dBm]	Limit [dBm]	Verdict
				RB12#0	22.45	15.54	50	PASS
				RB12#6	22.37	15.46	50	PASS
				RB12#13	22.23	15.32	50	PASS
				RB25#0	22.04	15.13	50	PASS
		10	MCH	RB1#0	23.42	16.51	50	PASS
				RB1#25	23.55	16.64	50	PASS
				RB1#49	23.82	16.91	50	PASS
				RB25#0	22.34	15.43	50	PASS
				RB25#13	22.37	15.46	50	PASS
				RB25#25	22.45	15.54	50	PASS
				RB50#0	22.35	15.44	50	PASS

Note1:

a, For getting the ERP (Efficient Radiated Power) or EIRP (Efficient Isotropic Radiated Power) in substitution method, the following formula should be taken to calculate it,

$$\text{ERP [dBm]} = \text{SGP [dBm]} - \text{Cable Loss [dB]} + \text{Gain [dBd]}$$

$$\text{EIRP [dBm]} = \text{SGP [dBm]} - \text{Cable Loss [dB]} + \text{Gain [dBi]}$$

b, SGP = Signal Generator Level



Note2:

SET Span = 1.5 * OBW

SET RBW = 1% of the OBW, not to exceed 1MHz

SET VBW \geq 3 * RBW

SET Sweep time = auto - couple.

Detector: RMS

2Appendix_B: Peak-to-Average Ratio

Part I - Test Results

Test Band(For LTE)	Test Mode	Test Bandwidth (MHz)	Test Channel	Test RB	Measured[dB]	Limit [dB]	Verdict
Band26 (814-824 MHz)	LTE/TM1	1.4	LCH	RB1#0	4.66	13	PASS
				RB1#3	4.95	13	PASS
				RB1#5	4.59	13	PASS
				RB3#0	5.08	13	PASS
				RB3#2	5.25	13	PASS
				RB3#3	5.19	13	PASS
			MCH	RB6#0	5.85	13	PASS
				RB1#0	4.77	13	PASS
				RB1#3	4.54	13	PASS
				RB1#5	4.42	13	PASS
				RB3#0	5.02	13	PASS
				RB3#2	5.04	13	PASS
		HCH	RB3#3	5.04	13	PASS	
			RB6#0	5.58	13	PASS	
			RB1#0	4.61	13	PASS	
			RB1#3	4.90	13	PASS	
			RB1#5	5.14	13	PASS	
			RB3#0	5.17	13	PASS	
		3	LCH	RB3#2	5.29	13	PASS
				RB3#3	5.29	13	PASS
				RB6#0	6.18	13	PASS
				RB1#0	4.65	13	PASS
				RB1#7	4.67	13	PASS
				RB1#14	4.87	13	PASS
MCH	RB8#0		5.58	13	PASS		
	RB8#4		5.53	13	PASS		
	RB8#7		5.69	13	PASS		
	RB15#0		5.89	13	PASS		
	RB1#0		4.68	13	PASS		
	RB1#7		4.45	13	PASS		
RB1#14	4.73	13	PASS				
RB8#0	5.64	13	PASS				
RB8#4	5.68	13	PASS				
RB8#7	5.68	13	PASS				

Test Band(For LTE)	Test Mode	Test Bandwidth (MHz)	Test Channel	Test RB	Measured[dB]	Limit [dB]	Verdict
		5	HCH	RB15#0	5.79	13	PASS
				RB1#0	4.77	13	PASS
				RB1#7	4.59	13	PASS
				RB1#14	4.69	13	PASS
				RB8#0	5.69	13	PASS
				RB8#4	5.67	13	PASS
				RB8#7	5.80	13	PASS
				RB15#0	6.30	13	PASS
			LCH	RB1#0	4.80	13	PASS
				RB1#13	4.74	13	PASS
				RB1#24	4.81	13	PASS
				RB12#0	5.36	13	PASS
				RB12#6	5.69	13	PASS
				RB12#13	5.55	13	PASS
				RB25#0	5.73	13	PASS
		MCH	RB1#0	4.61	13	PASS	
			RB1#13	4.60	13	PASS	
			RB1#24	4.74	13	PASS	
			RB12#0	5.74	13	PASS	
			RB12#6	5.83	13	PASS	
			RB12#13	5.90	13	PASS	
			RB25#0	5.87	13	PASS	
		HCH	RB1#0	4.68	13	PASS	
			RB1#13	4.82	13	PASS	
			RB1#24	4.99	13	PASS	
			RB12#0	5.60	13	PASS	
			RB12#6	5.66	13	PASS	
			RB12#13	5.55	13	PASS	
			RB25#0	6.07	13	PASS	
		10	MCH	RB1#0	4.59	13	PASS
	RB1#25			4.61	13	PASS	
	RB1#49			4.82	13	PASS	
	RB25#0			5.74	13	PASS	
RB25#13	5.71			13	PASS		
RB25#25	5.81			13	PASS		
RB50#0	6.22			13	PASS		
LTE/TM2	1.4	LCH	RB1#0	5.76	13	PASS	
			RB1#3	5.77	13	PASS	
			RB1#5	5.75	13	PASS	



Test Band(For LTE)	Test Mode	Test Bandwidth (MHz)	Test Channel	Test RB	Measured[dB]	Limit [dB]	Verdict
				RB3#0	6.09	13	PASS
				RB3#2	5.71	13	PASS
				RB3#3	5.82	13	PASS
				RB6#0	6.47	13	PASS
			MCH	RB1#0	4.96	13	PASS
				RB1#3	4.98	13	PASS
				RB1#5	5.24	13	PASS
				RB3#0	5.92	13	PASS
				RB3#2	5.95	13	PASS
				RB3#3	5.77	13	PASS
				RB6#0	6.72	13	PASS
				HCH	RB1#0	5.23	13
			RB1#3		5.13	13	PASS
			RB1#5		5.24	13	PASS
			RB3#0		6.19	13	PASS
			RB3#2		7.09	13	PASS
		RB3#3	5.96		13	PASS	
		3	LCH	RB1#0	4.88	13	PASS
				RB1#7	5.36	13	PASS
				RB1#14	4.97	13	PASS
				RB8#0	6.62	13	PASS
				RB8#4	6.44	13	PASS
				RB8#7	6.58	13	PASS
				RB15#0	6.68	13	PASS
				MCH	RB1#0	5.77	13
			RB1#7		5.51	13	PASS
			RB1#14		5.85	13	PASS
			RB8#0		6.63	13	PASS
			RB8#4		6.63	13	PASS
			RB8#7		6.70	13	PASS
			HCH	RB15#0	6.56	13	PASS
				RB1#0	5.31	13	PASS
RB1#7	5.74			13	PASS		
RB1#14	5.79	13		PASS			
RB8#0	6.74	13		PASS			
RB8#4	6.68	13		PASS			
RB8#7	6.76	13		PASS			
RB15#0	6.64	13	PASS				

Test Band(For LTE)	Test Mode	Test Bandwidth (MHz)	Test Channel	Test RB	Measured[dB]	Limit [dB]	Verdict
		5	LCH	RB1#0	5.16	13	PASS
				RB1#13	5.18	13	PASS
				RB1#24	5.27	13	PASS
				RB12#0	6.18	13	PASS
				RB12#6	6.14	13	PASS
				RB12#13	6.48	13	PASS
			RB25#0	6.42	13	PASS	
			MCH	RB1#0	5.58	13	PASS
				RB1#13	5.55	13	PASS
				RB1#24	5.67	13	PASS
				RB12#0	6.21	13	PASS
				RB12#6	6.26	13	PASS
				RB12#13	6.29	13	PASS
			RB25#0	6.75	13	PASS	
			HCH	RB1#0	5.34	13	PASS
				RB1#13	5.16	13	PASS
				RB1#24	5.52	13	PASS
				RB12#0	6.47	13	PASS
		RB12#6		6.54	13	PASS	
		RB12#13		6.48	13	PASS	
		RB25#0	6.69	13	PASS		
		10	MCH	RB1#0	5.64	13	PASS
				RB1#25	5.48	13	PASS
				RB1#49	5.72	13	PASS
				RB25#0	6.57	13	PASS
				RB25#13	6.45	13	PASS
				RB25#25	6.59	13	PASS
		RB50#0	6.67	13	PASS		

3Appendix_C: Modulation Characteristics

Part I - Test Plots

3.1 For LTE

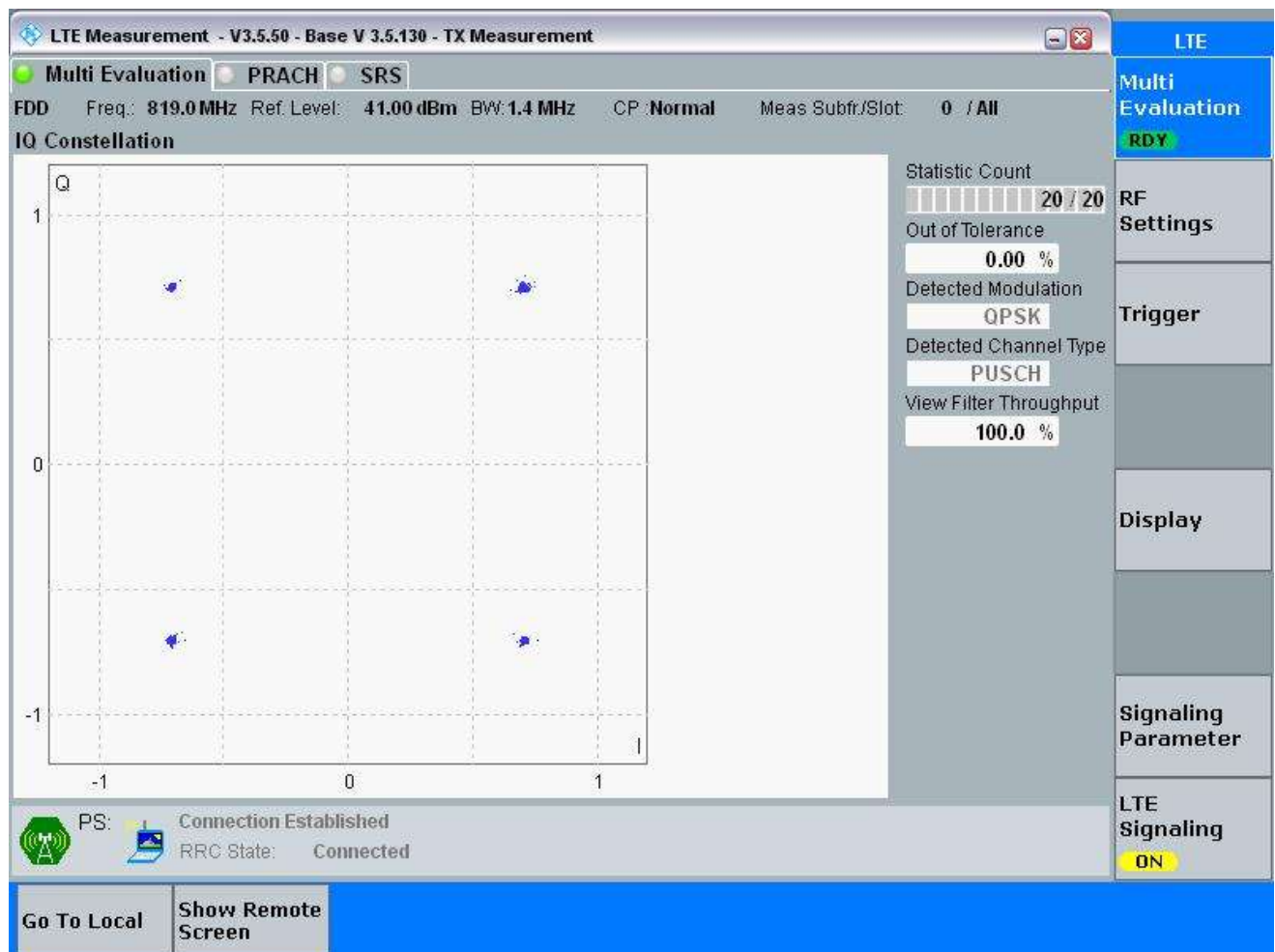
3.1.1 Test Band = Band26 (814-824 MHz)

3.1.1.1 Test Mode = LTE/TM1

3.1.1.1.1 Test Bandwidth = 1.4

3.1.1.1.1.1 Test Channel = MCH

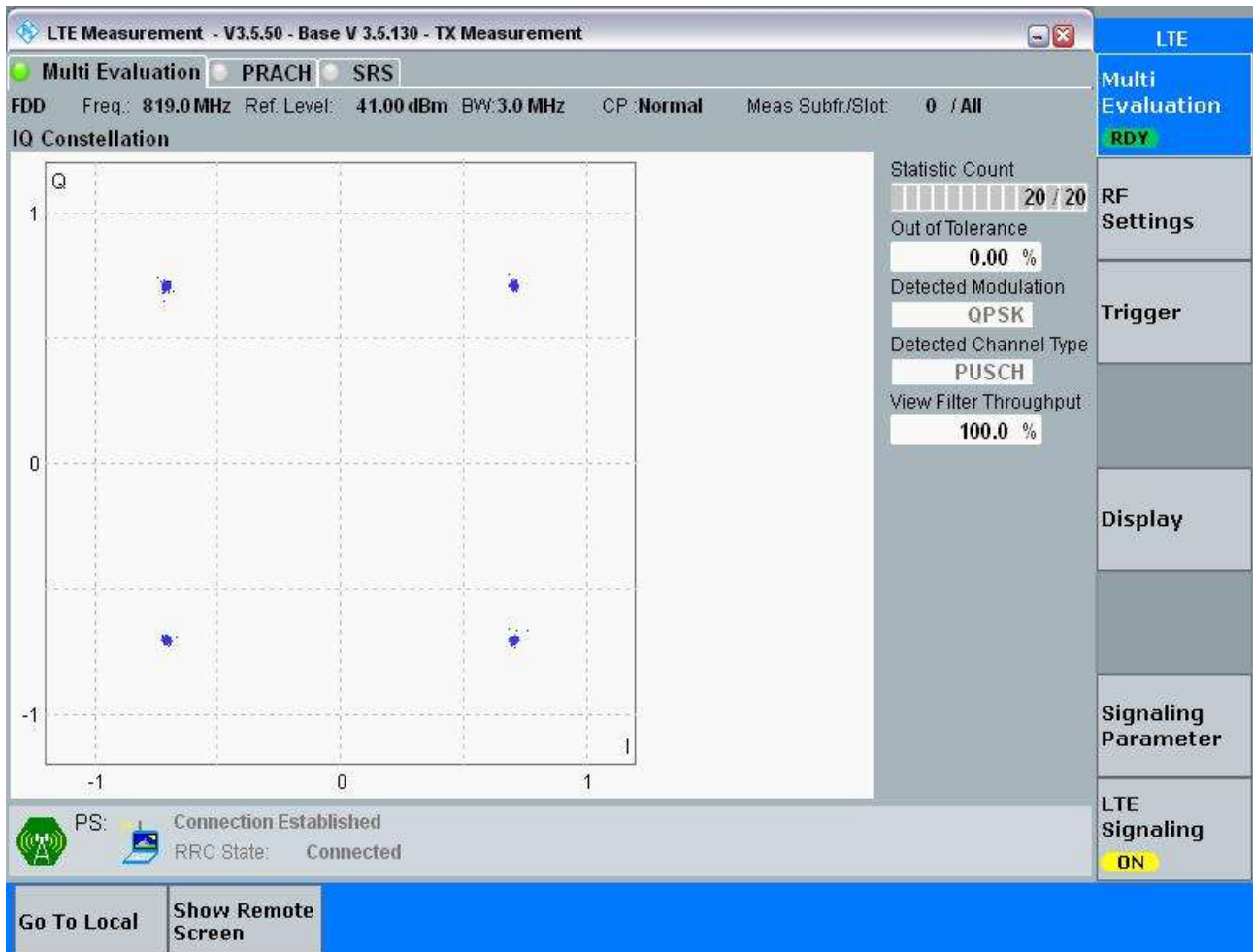
3.1.1.1.1.1 Test RB = RB6#0



3.1.1.1.2 Test Bandwidth = 3

3.1.1.1.2.1 Test Channel = MCH

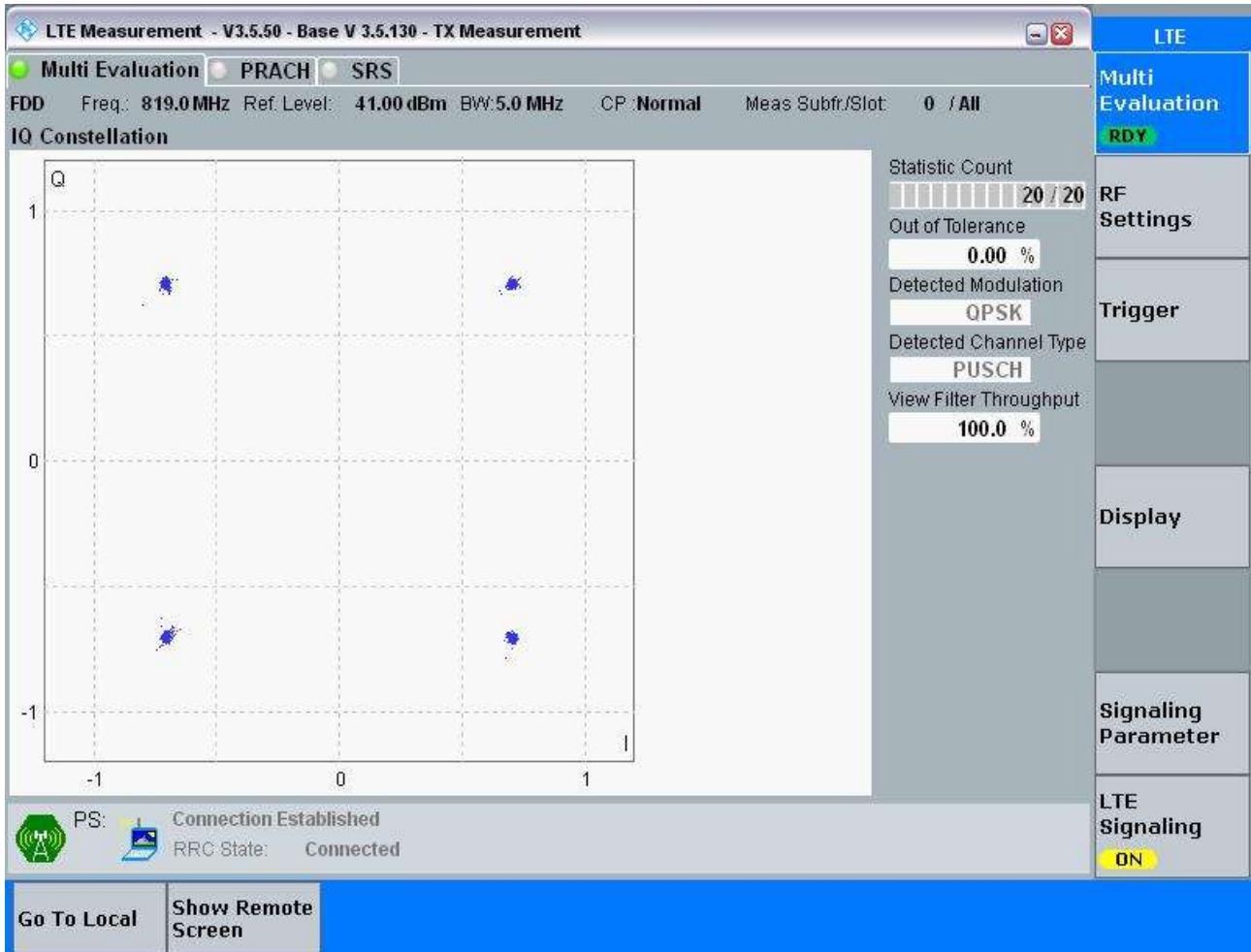
3.1.1.1.2.1.1 Test RB = RB15#0



3.1.1.1.3 Test Bandwidth = 5

3.1.1.1.3.1 Test Channel = MCH

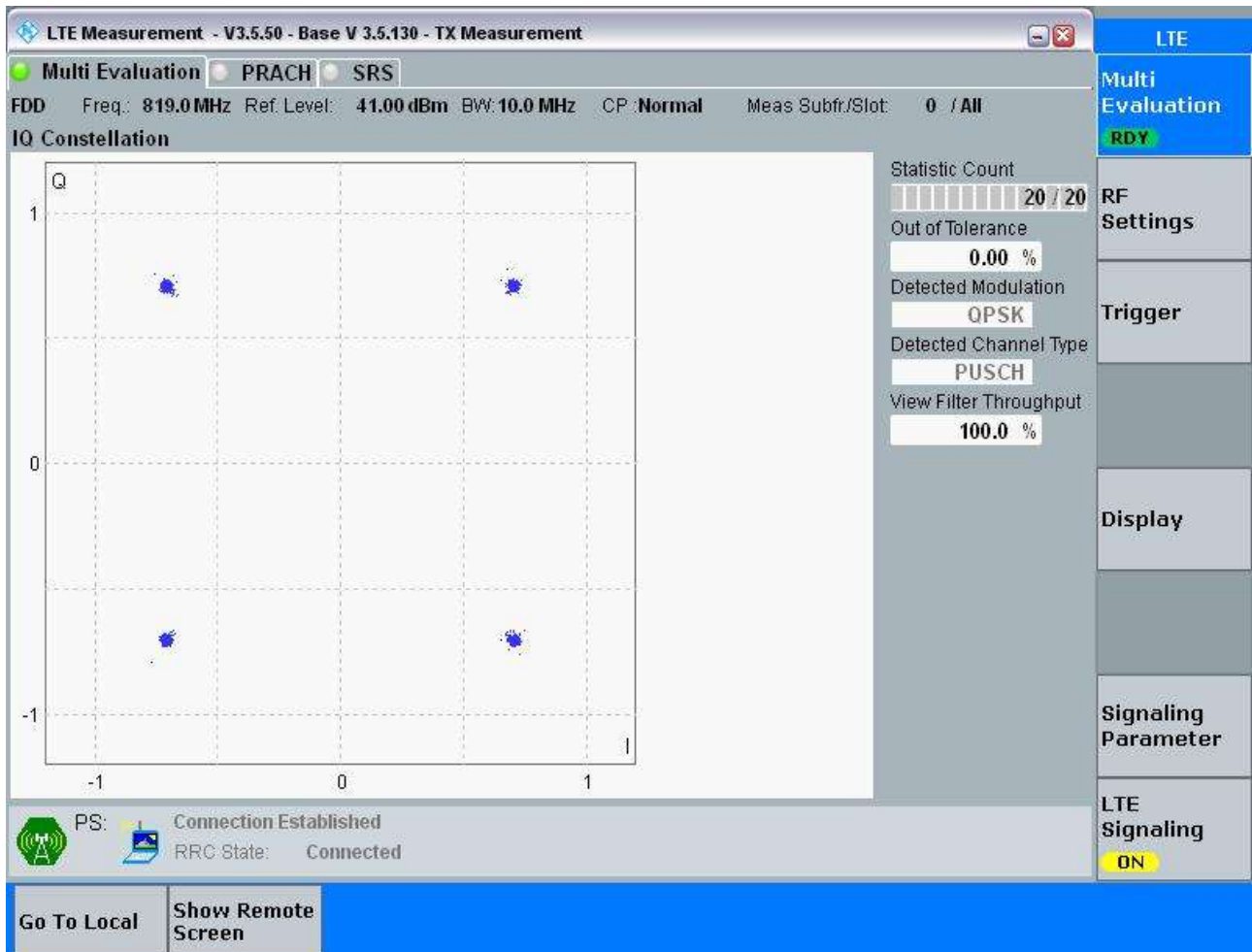
3.1.1.1.3.1.1 Test RB = RB25#0



3.1.1.1.4 Test Bandwidth = 10

3.1.1.1.4.1 Test Channel = MCH

3.1.1.1.4.1.1 Test RB = RB50#0

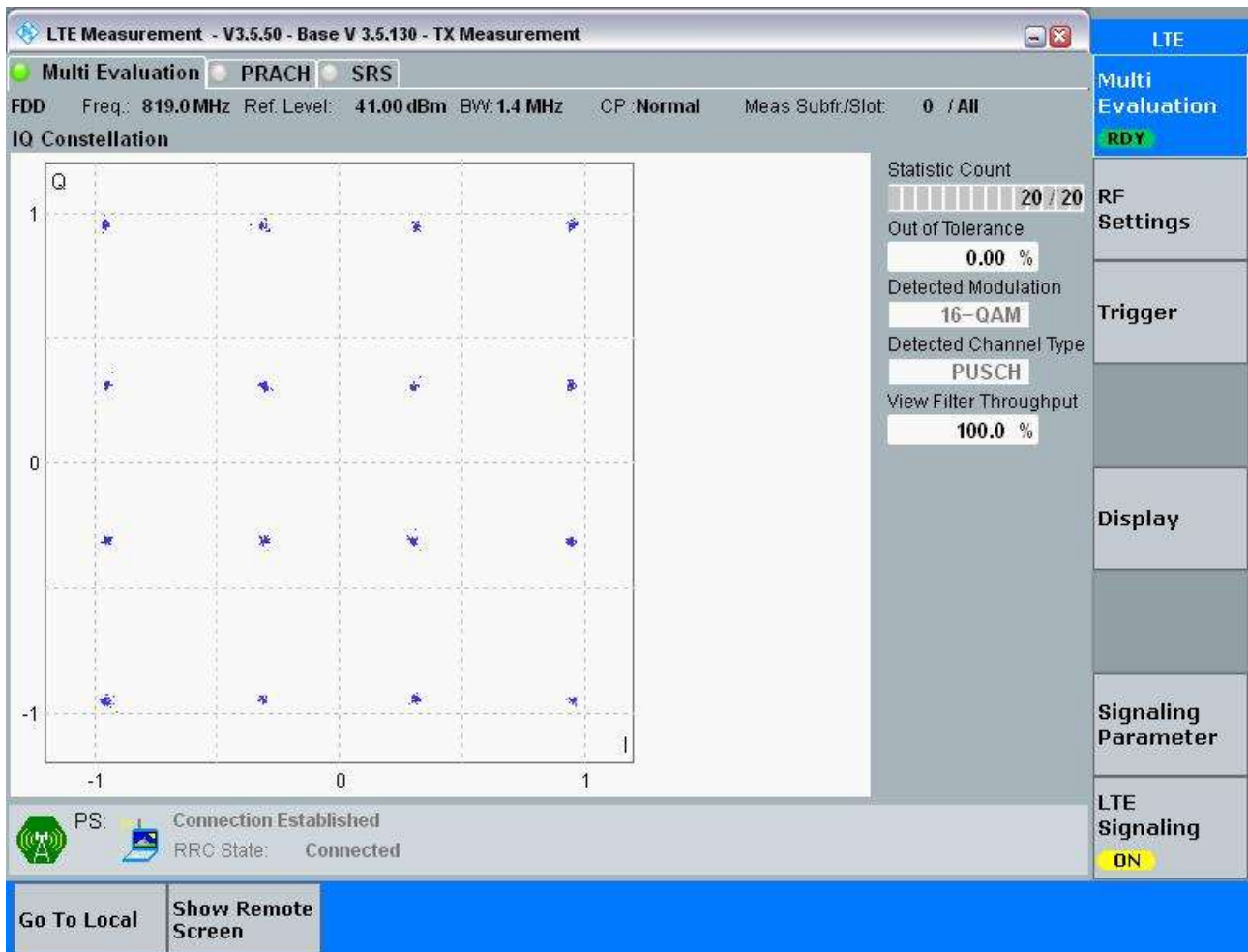


3.1.1.2 Test Mode = LTE/TM2

3.1.1.2.1 Test Bandwidth = 1.4

3.1.1.2.1.1 Test Channel = MCH

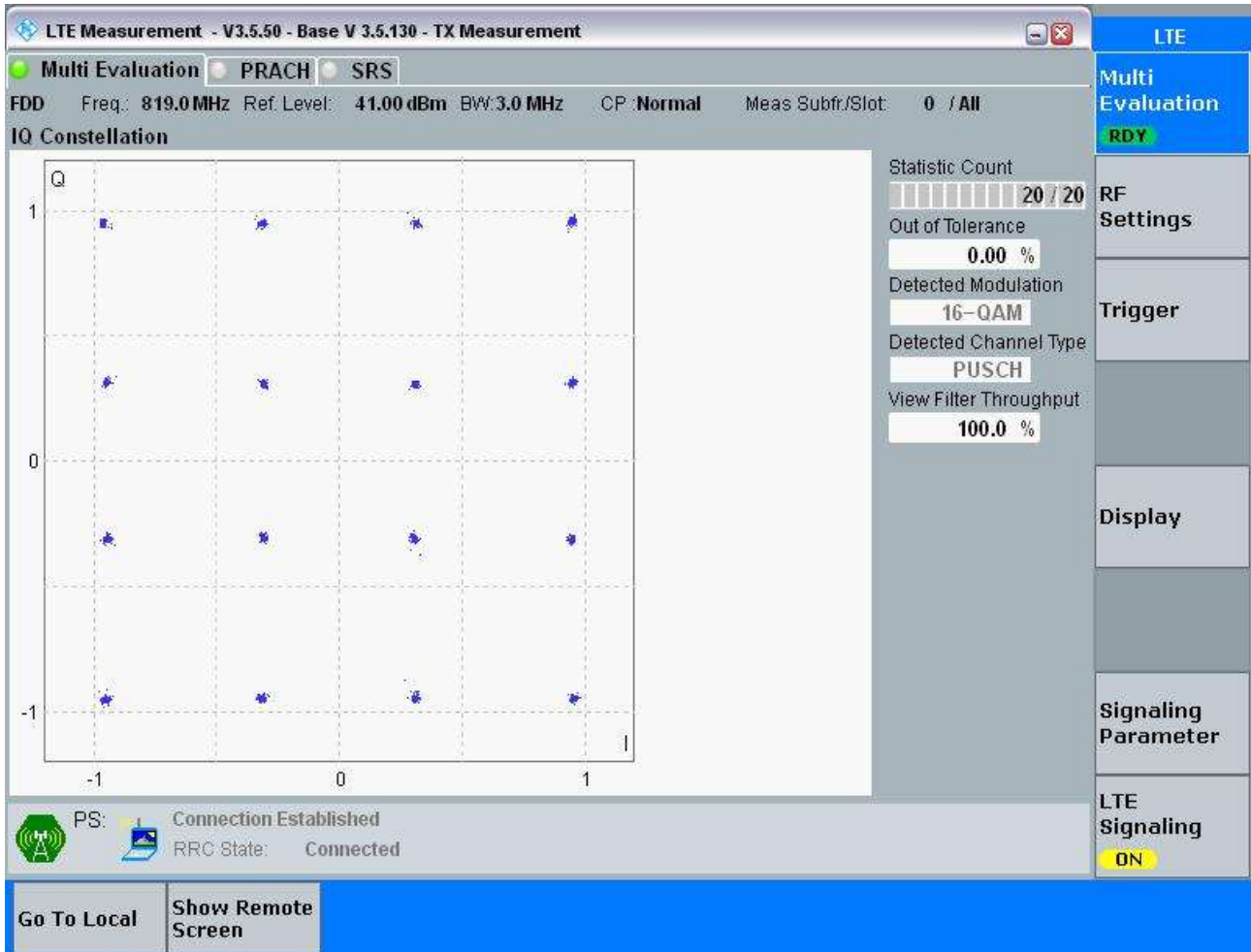
3.1.1.2.1.1.1 Test RB = RB6#0



3.1.1.2.2 Test Bandwidth = 3

3.1.1.2.2.1 Test Channel = MCH

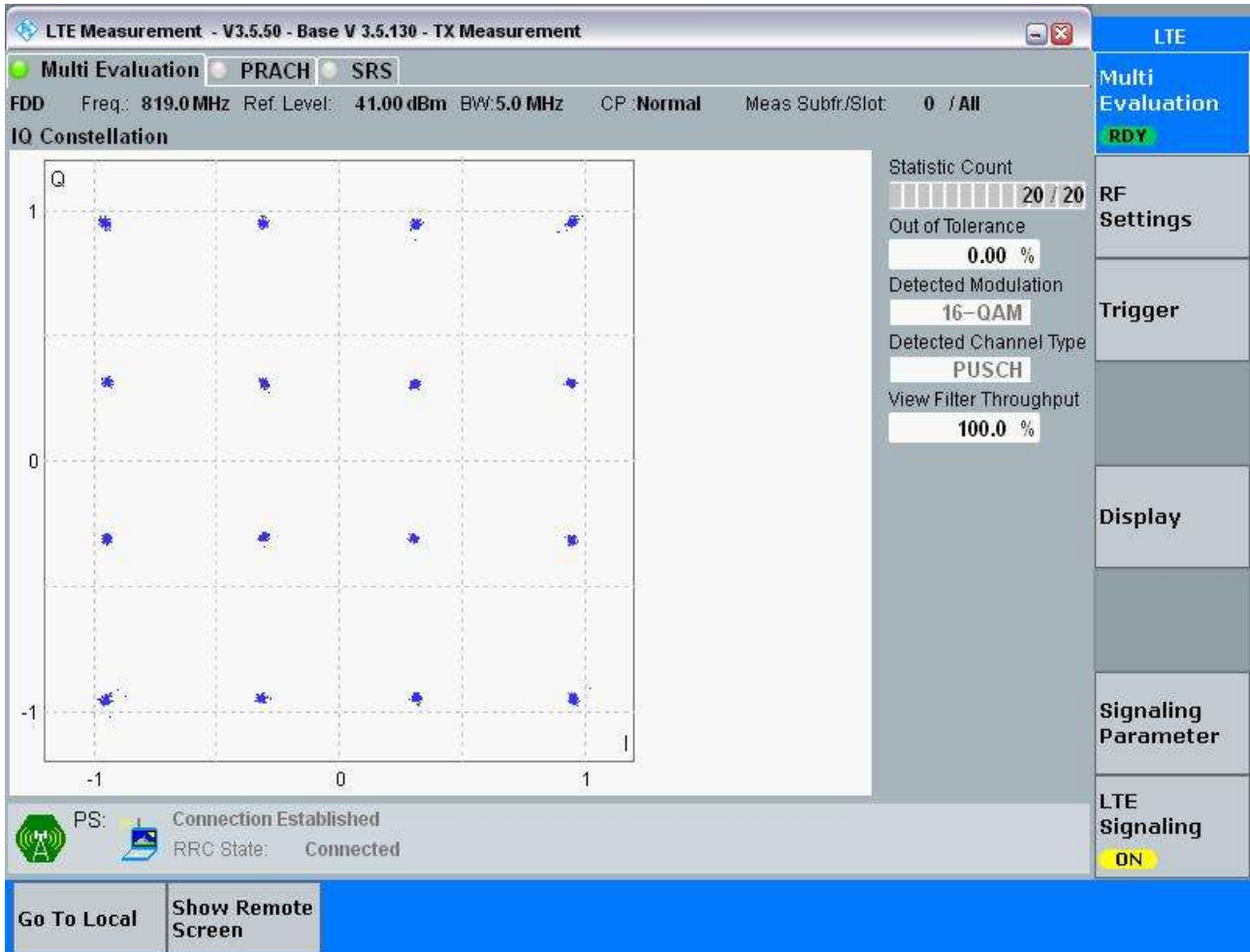
3.1.1.2.2.1.1 Test RB = RB15#0



3.1.1.2.3 Test Bandwidth = 5

3.1.1.2.3.1 Test Channel = MCH

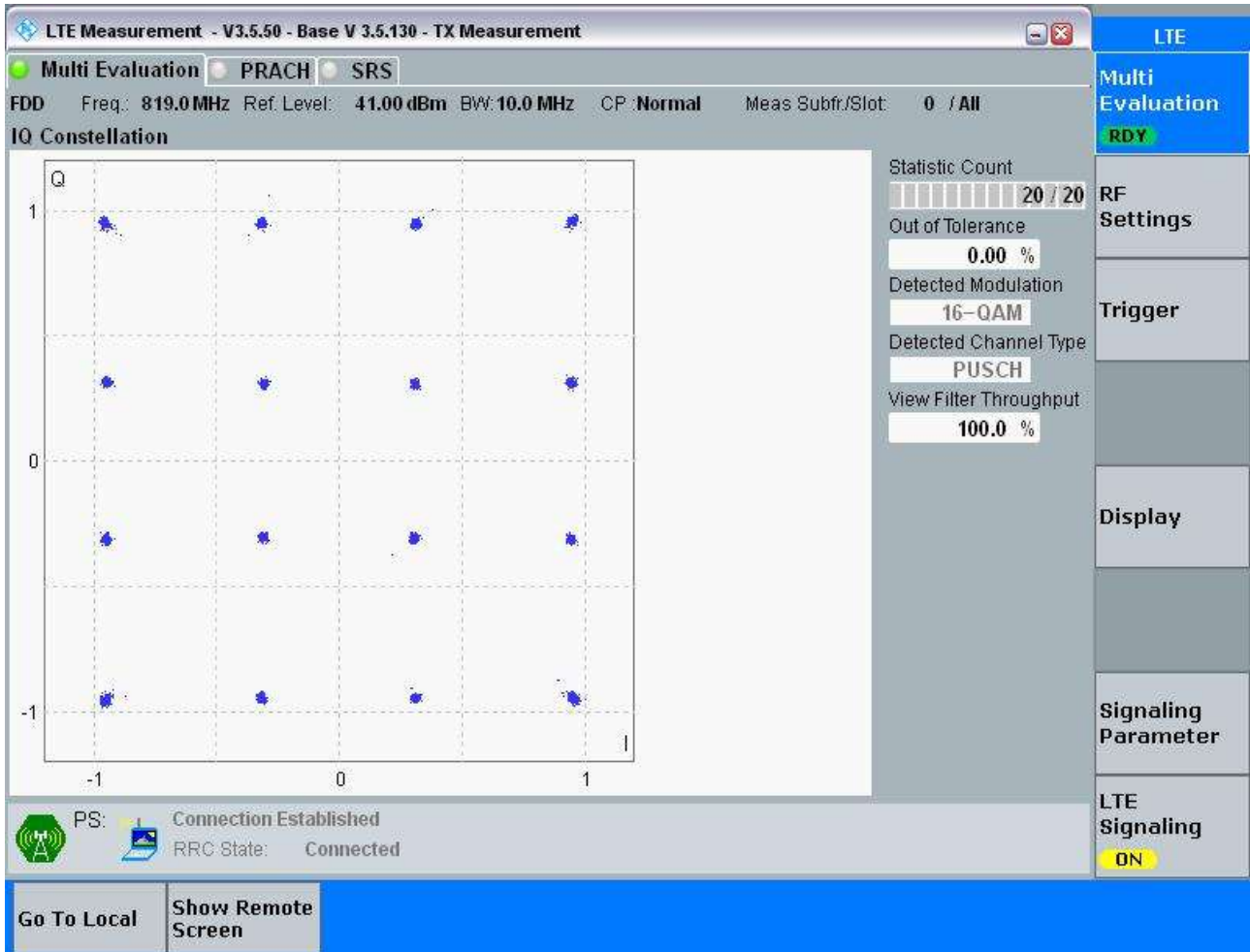
3.1.1.2.3.1.1 Test RB = RB25#0



3.1.1.2.4 Test Bandwidth = 10

3.1.1.2.4.1 Test Channel = MCH

3.1.1.2.4.1.1 Test RB = RB50#0



4Appendix_D: Bandwidth

Part I - Test Results

Test Band	Test Mode	Test Bandwidth	Test Channel	Test RB	Occupied Bandwidth [MHz]	Emission Bandwidth [MHz]	Verdict
Band26 (814-8 24 MHz)	LTE/TM1	1.4	LCH	RB6#0	1.09	1.23	Pass
			MCH	RB6#0	1.10	1.24	Pass
			HCH	RB6#0	1.10	1.24	Pass
		3	LCH	RB15#0	2.70	2.97	Pass
			MCH	RB15#0	2.71	2.97	Pass
			HCH	RB15#0	2.71	2.97	Pass
		5	LCH	RB25#0	4.52	4.95	Pass
			MCH	RB25#0	4.52	4.95	Pass
			HCH	RB25#0	4.51	4.95	Pass
	10	MCH	RB50#0	9.00	9.90	Pass	
	LTE/TM2	1.4	LCH	RB6#0	1.09	1.24	Pass
			MCH	RB6#0	1.10	1.25	Pass
			HCH	RB6#0	1.09	1.24	Pass
		3	LCH	RB15#0	2.70	2.99	Pass
			MCH	RB15#0	2.71	2.97	Pass
			HCH	RB15#0	2.71	2.97	Pass
		5	LCH	RB25#0	4.51	4.96	Pass
			MCH	RB25#0	4.51	4.96	Pass
HCH			RB25#0	4.51	4.91	Pass	
10	MCH	RB50#0	9.02	9.97	Pass		

Part II - Test Plots

4.1 For LTE

4.1.1 Test Band = Band26 (814-824 MHz)

4.1.1.1 Test Mode = LTE/TM1

4.1.1.1.1 Test Bandwidth = 1.4

4.1.1.1.1.1 Test Channel = LCH

4.1.1.1.1.1.1 Test RB = RB6#0



4.1.1.1.1.2 Test Channel = MCH

4.1.1.1.1.2.1 Test RB = RB6#0



4.1.1.1.1.3 Test Channel = HCH

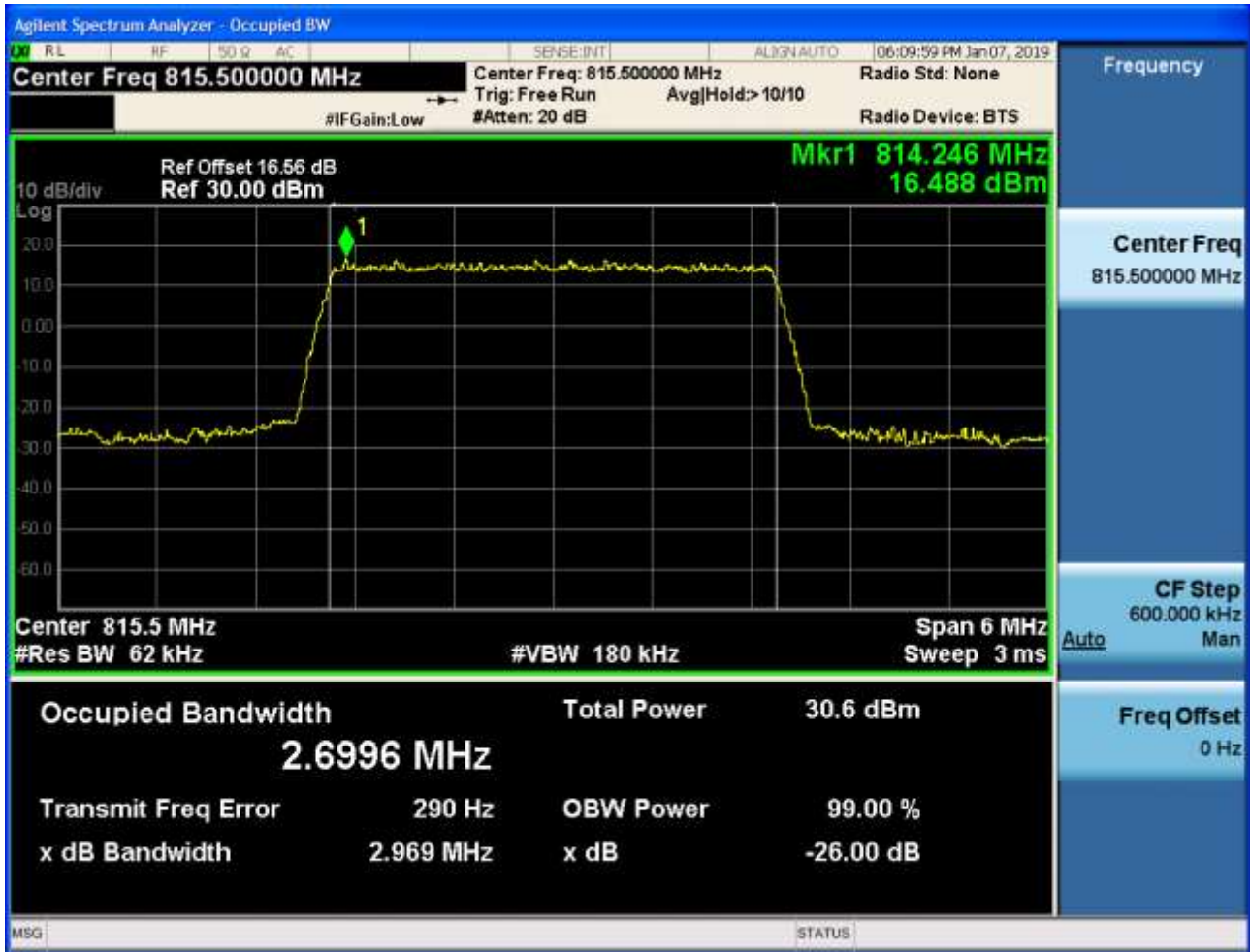
4.1.1.1.1.3.1 Test RB = RB6#0



4.1.1.1.2 Test Bandwidth = 3

4.1.1.1.2.1 Test Channel = LCH

4.1.1.1.2.1.1 Test RB = RB15#0



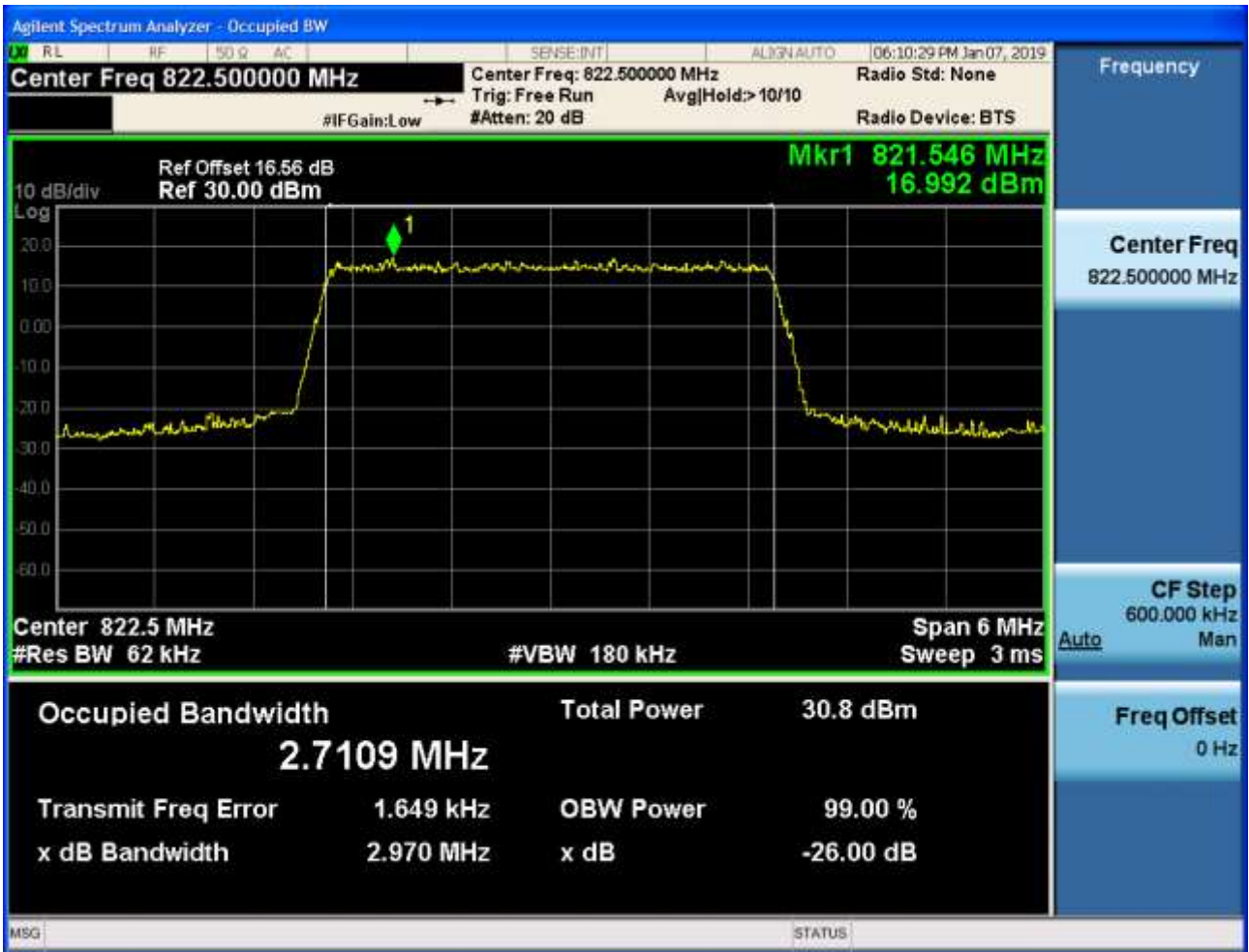
4.1.1.1.2.2 Test Channel = MCH

4.1.1.1.2.2.1 Test RB = RB15#0



4.1.1.1.2.3 Test Channel = HCH

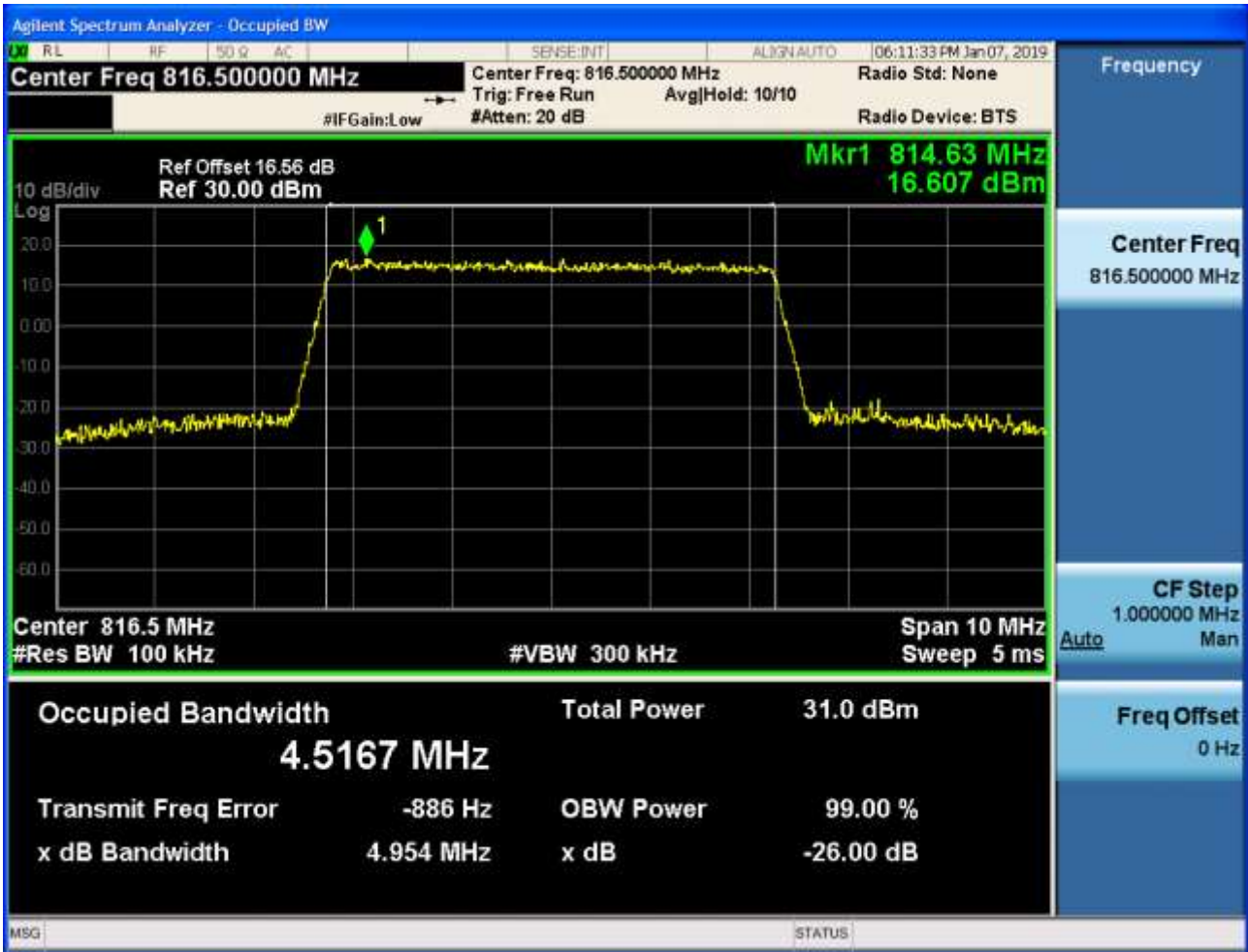
4.1.1.1.2.3.1 Test RB = RB15#0



4.1.1.1.3 Test Bandwidth = 5

4.1.1.1.3.1 Test Channel = LCH

4.1.1.1.3.1.1 Test RB = RB25#0



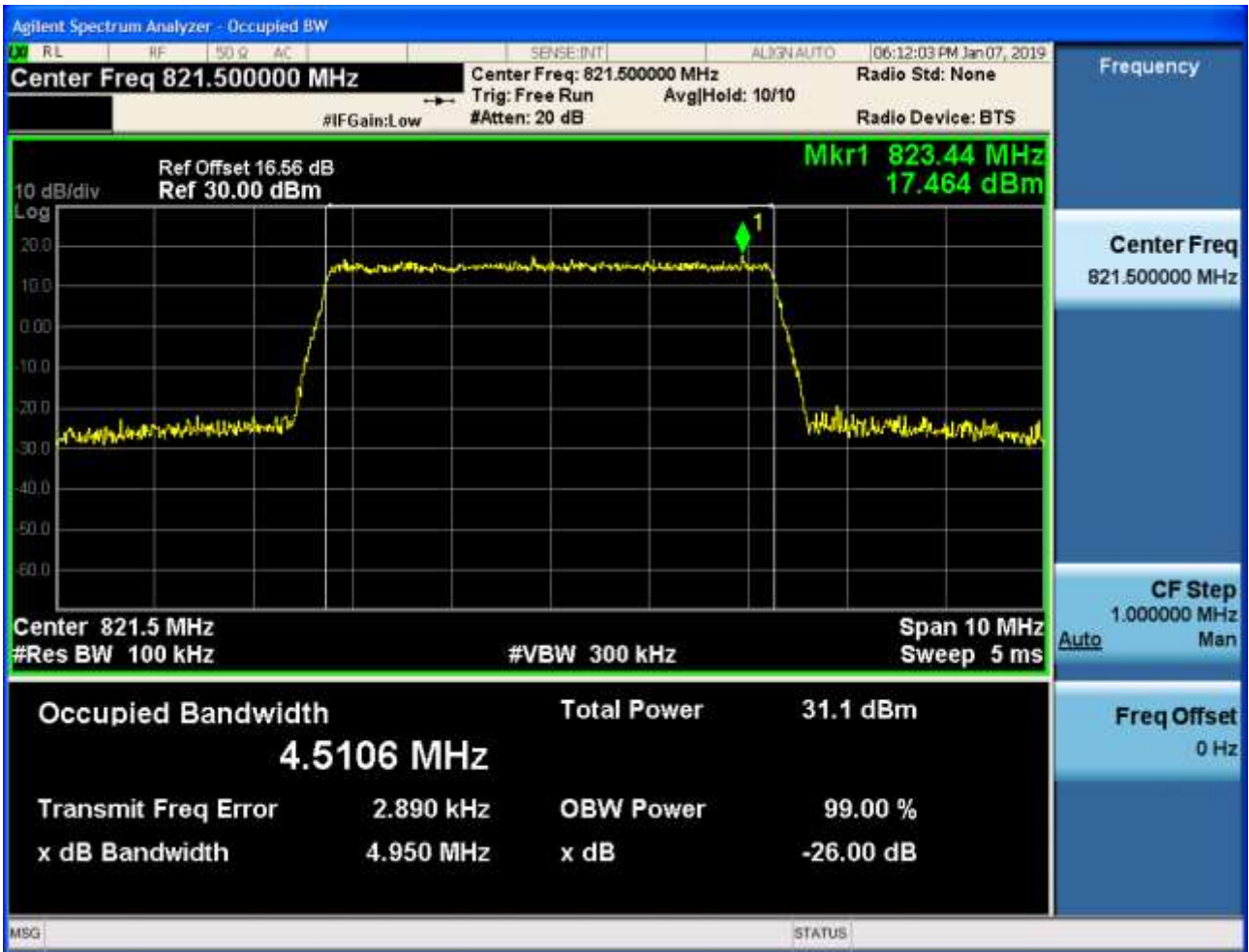
4.1.1.1.3.2 Test Channel = MCH

4.1.1.1.3.2.1 Test RB = RB25#0



4.1.1.1.3.3 Test Channel = HCH

4.1.1.1.3.3.1 Test RB = RB25#0



4.1.1.1.4 Test Bandwidth = 10

4.1.1.1.4.1 Test Channel = MCH

4.1.1.1.4.1.1 Test RB = RB50#0

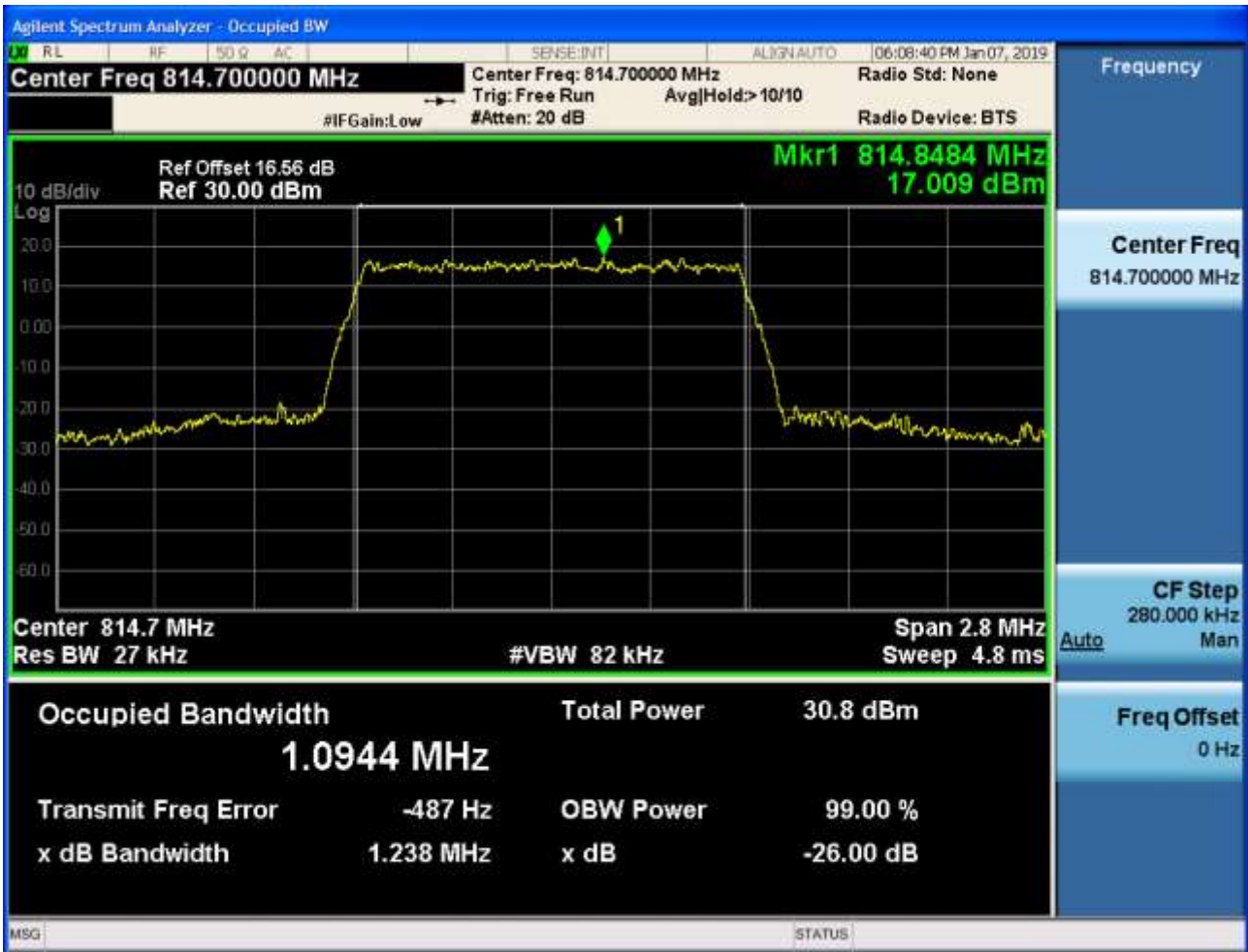


4.1.1.2 Test Mode = LTE/TM2

4.1.1.2.1 Test Bandwidth = 1.4

4.1.1.2.1.1 Test Channel = LCH

4.1.1.2.1.1.1 Test RB = RB6#0



4.1.1.2.1.2 Test Channel = MCH

4.1.1.2.1.2.1 Test RB = RB6#0



4.1.1.2.1.3 Test Channel = HCH

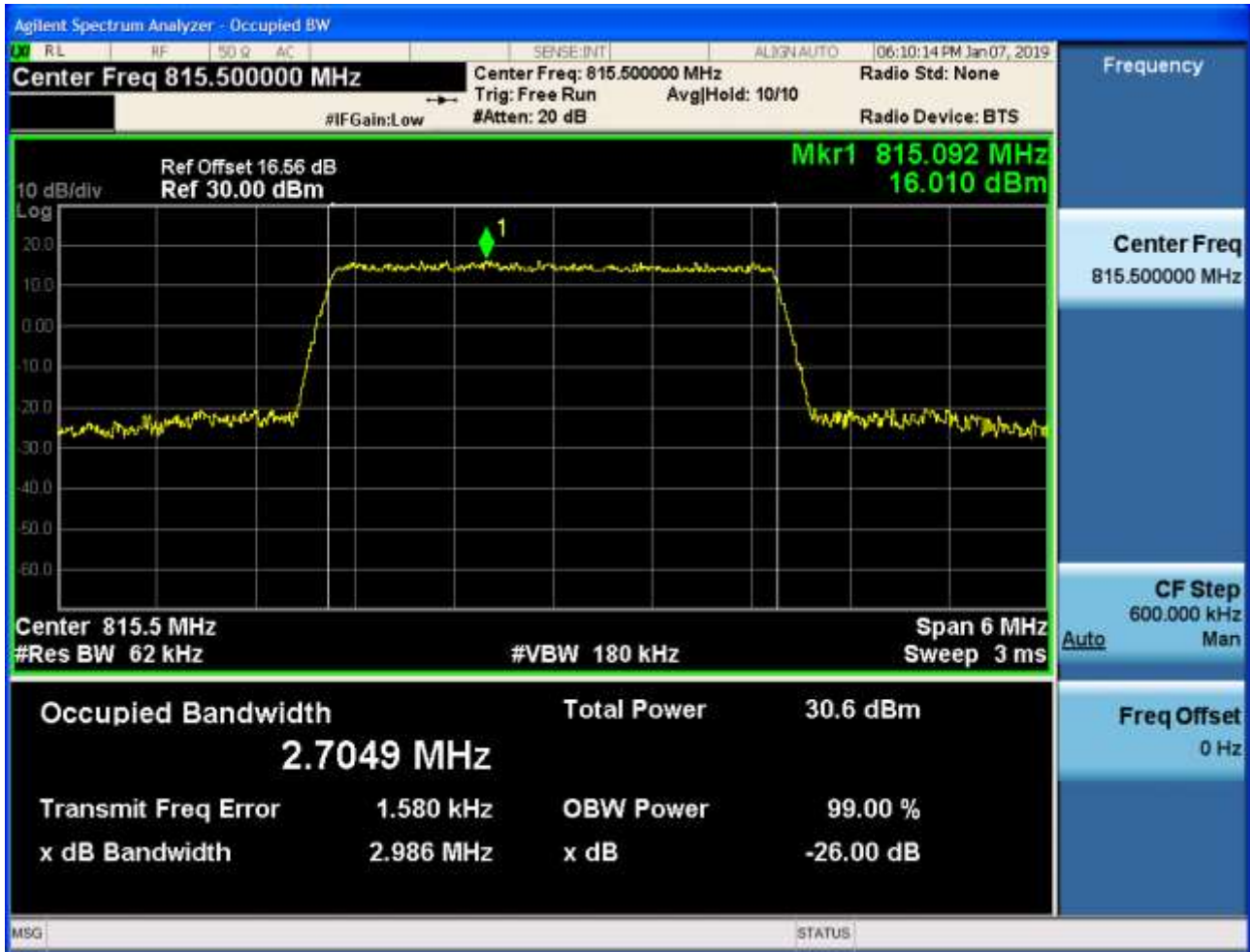
4.1.1.2.1.3.1 Test RB = RB6#0



4.1.1.2.2 Test Bandwidth = 3

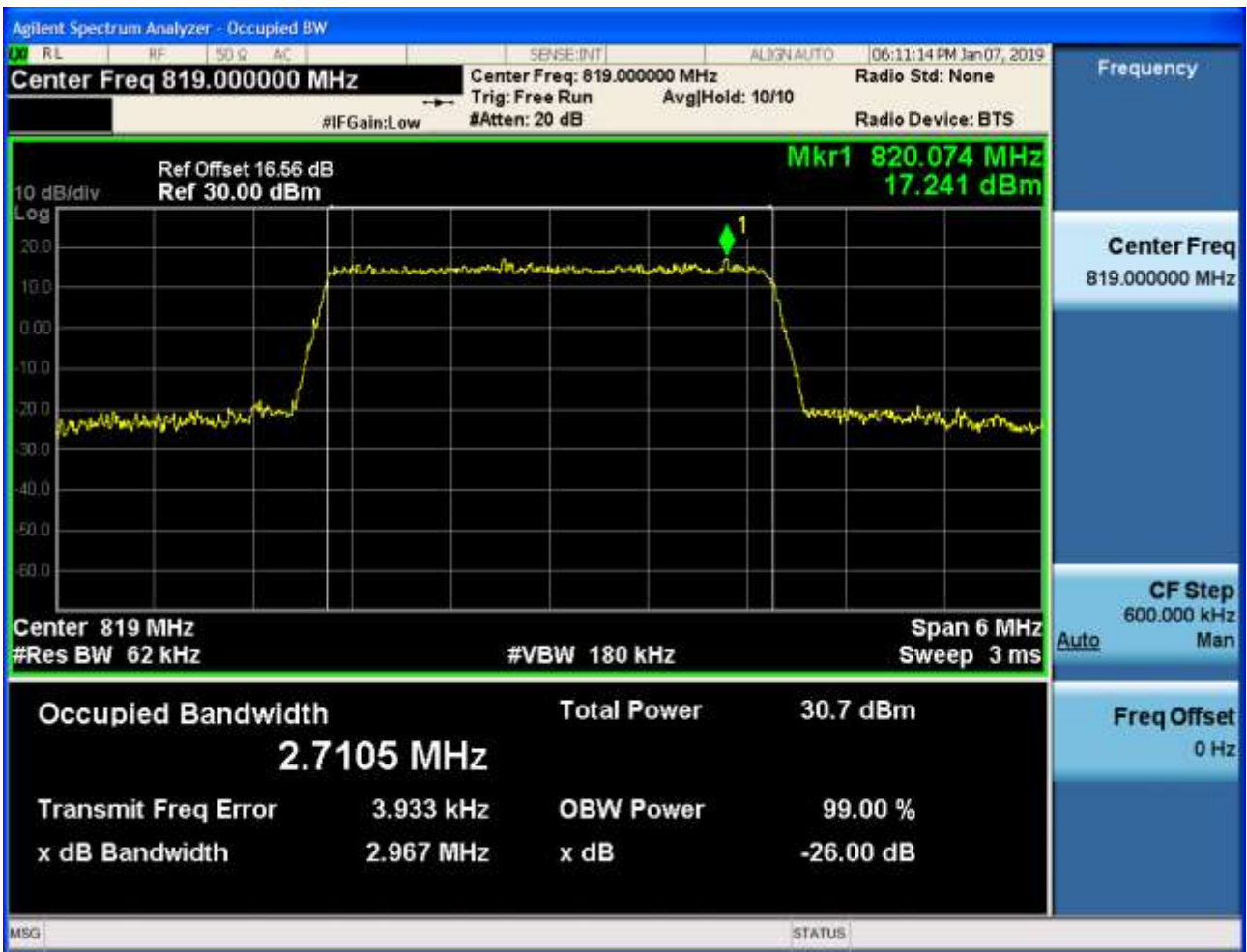
4.1.1.2.2.1 Test Channel = LCH

4.1.1.2.2.1.1 Test RB = RB15#0



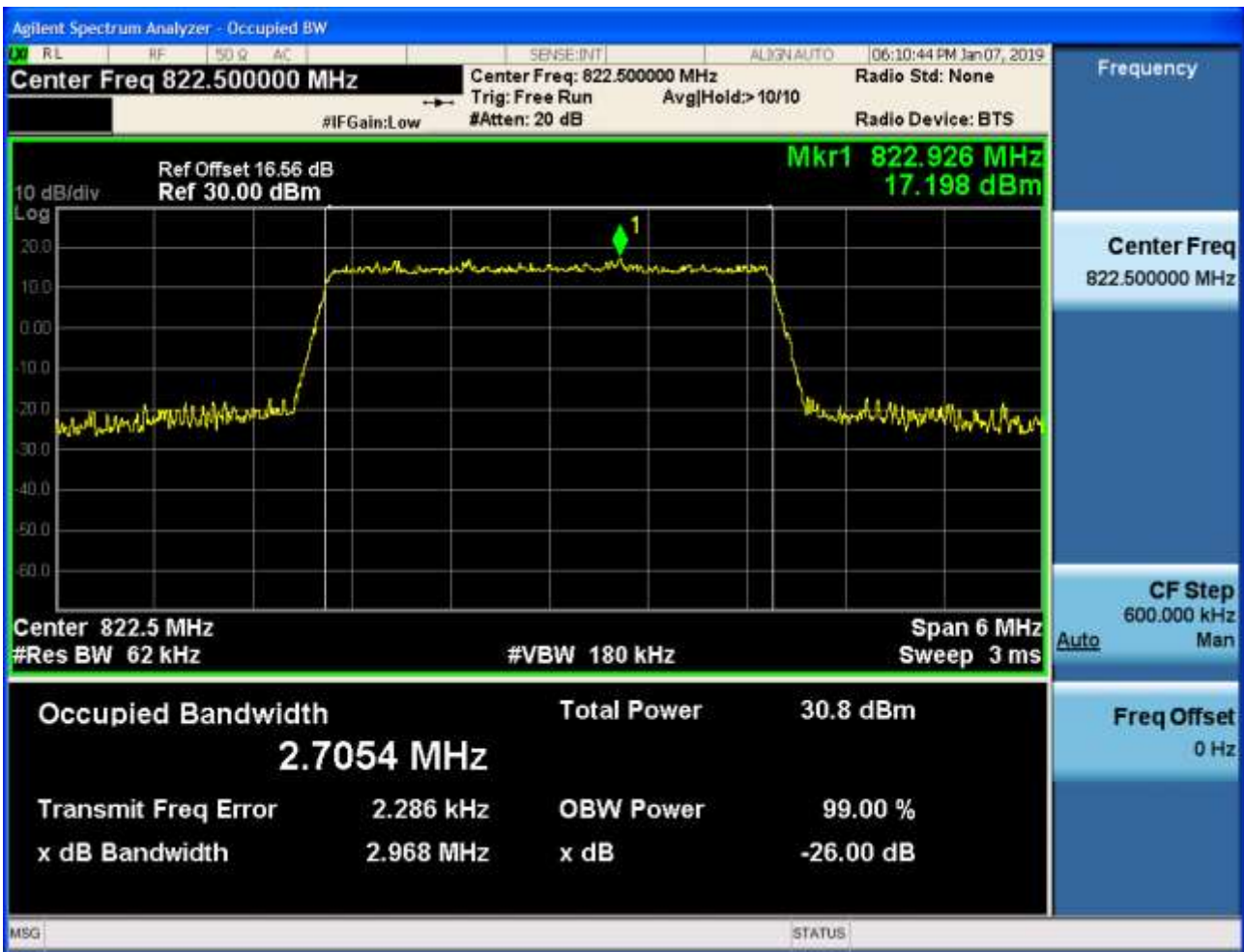
4.1.1.2.2.2 Test Channel = MCH

4.1.1.2.2.2.1 Test RB = RB15#0



4.1.1.2.2.3 Test Channel = HCH

4.1.1.2.2.3.1 Test RB = RB15#0



4.1.1.2.3 Test Bandwidth = 5

4.1.1.2.3.1 Test Channel = LCH

4.1.1.2.3.1.1 Test RB = RB25#0



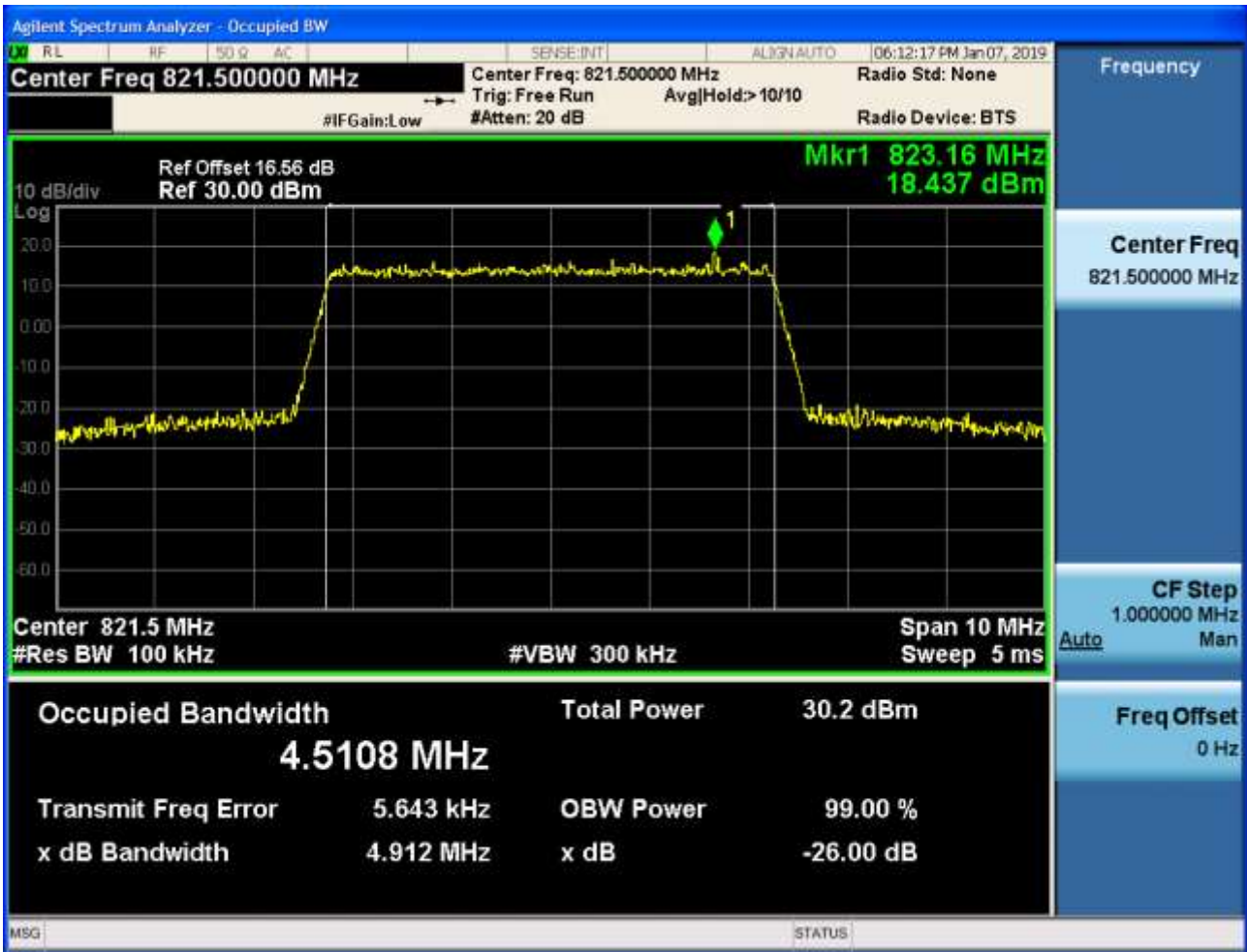
4.1.1.2.3.2 Test Channel = MCH

4.1.1.2.3.2.1 Test RB = RB25#0



4.1.1.2.3.3 Test Channel = HCH

4.1.1.2.3.3.1 Test RB = RB25#0



4.1.1.2.4 Test Bandwidth = 10

4.1.1.2.4.1 Test Channel = MCH

4.1.1.2.4.1.1 Test RB = RB50#0



5Appendix_E: Band Edges Compliance

Part I - Test Plots

5.1 For LTE

5.1.1 Test Band = Band26 (814-824 MHz)

5.1.1.1 Test Mode = LTE/TM1

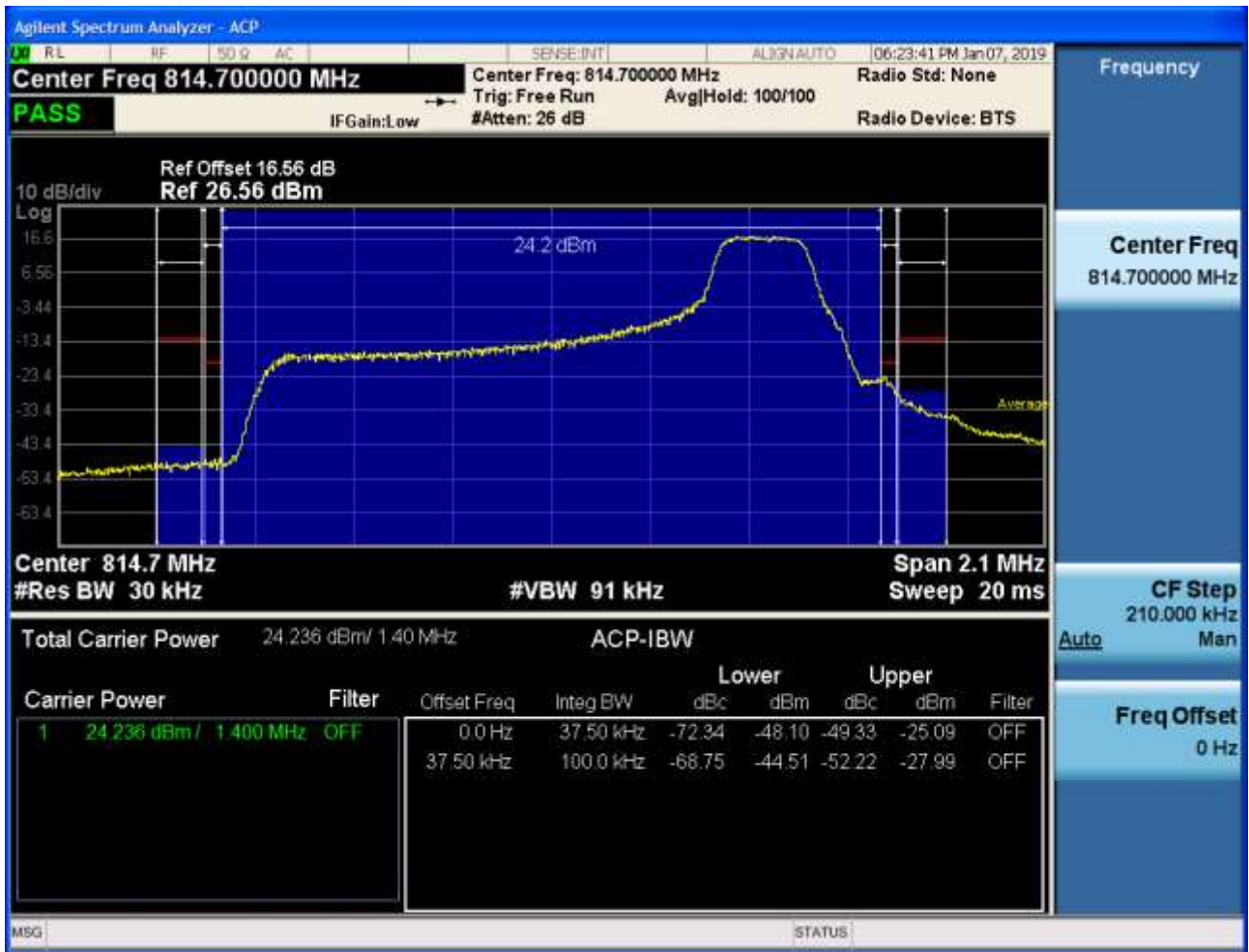
5.1.1.1.1 Test Bandwidth = 1.4

5.1.1.1.1.1 Test Channel = LCH

5.1.1.1.1.1 Test RB = RB1#0



5.1.1.1.1.2 Test RB = RB1#5



5.1.1.1.1.3 Test RB = RB3#2



5.1.1.1.1.4 Test RB = RB6#0

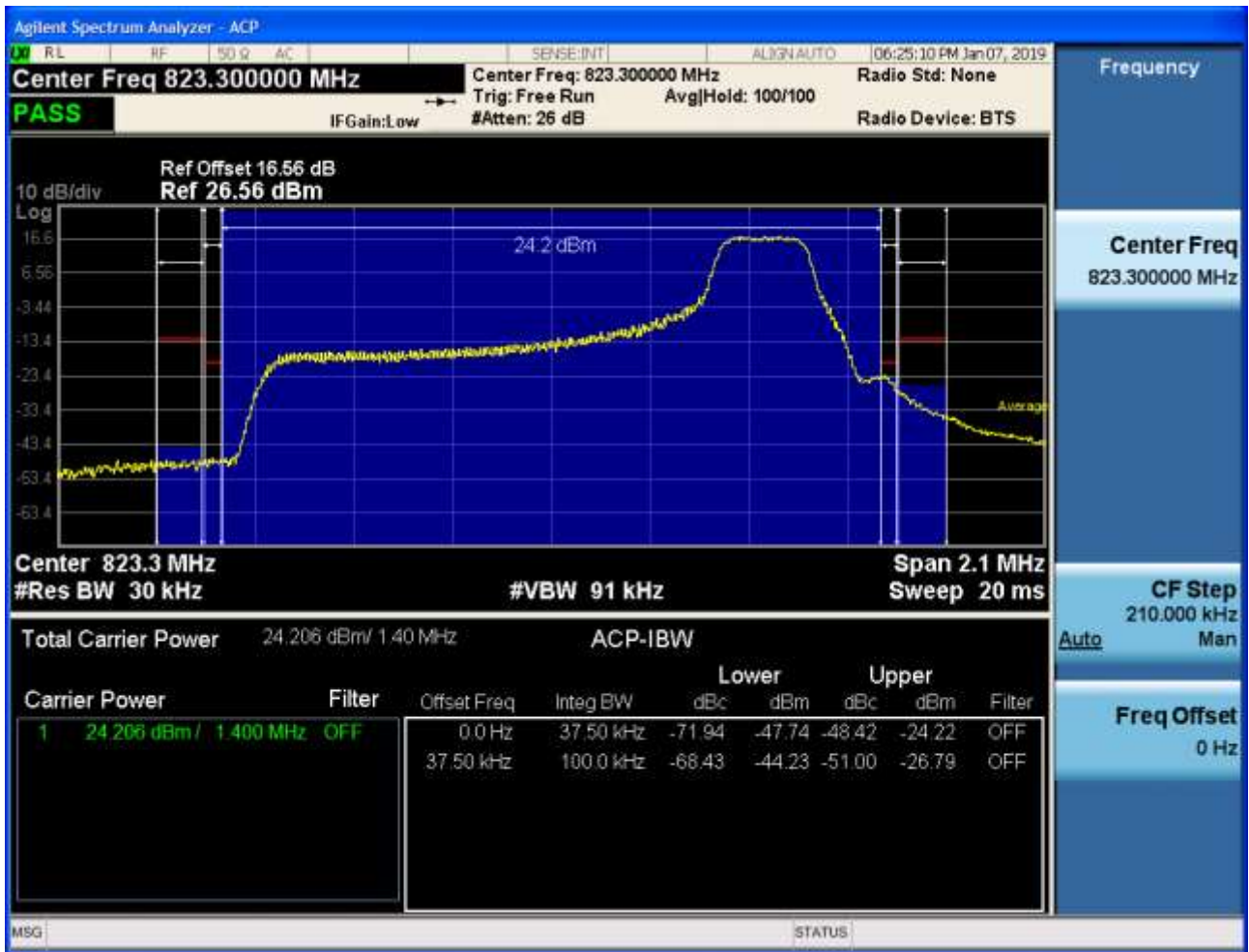


5.1.1.1.1.2 Test Channel = HCH

5.1.1.1.1.2.1 Test RB = RB1#0



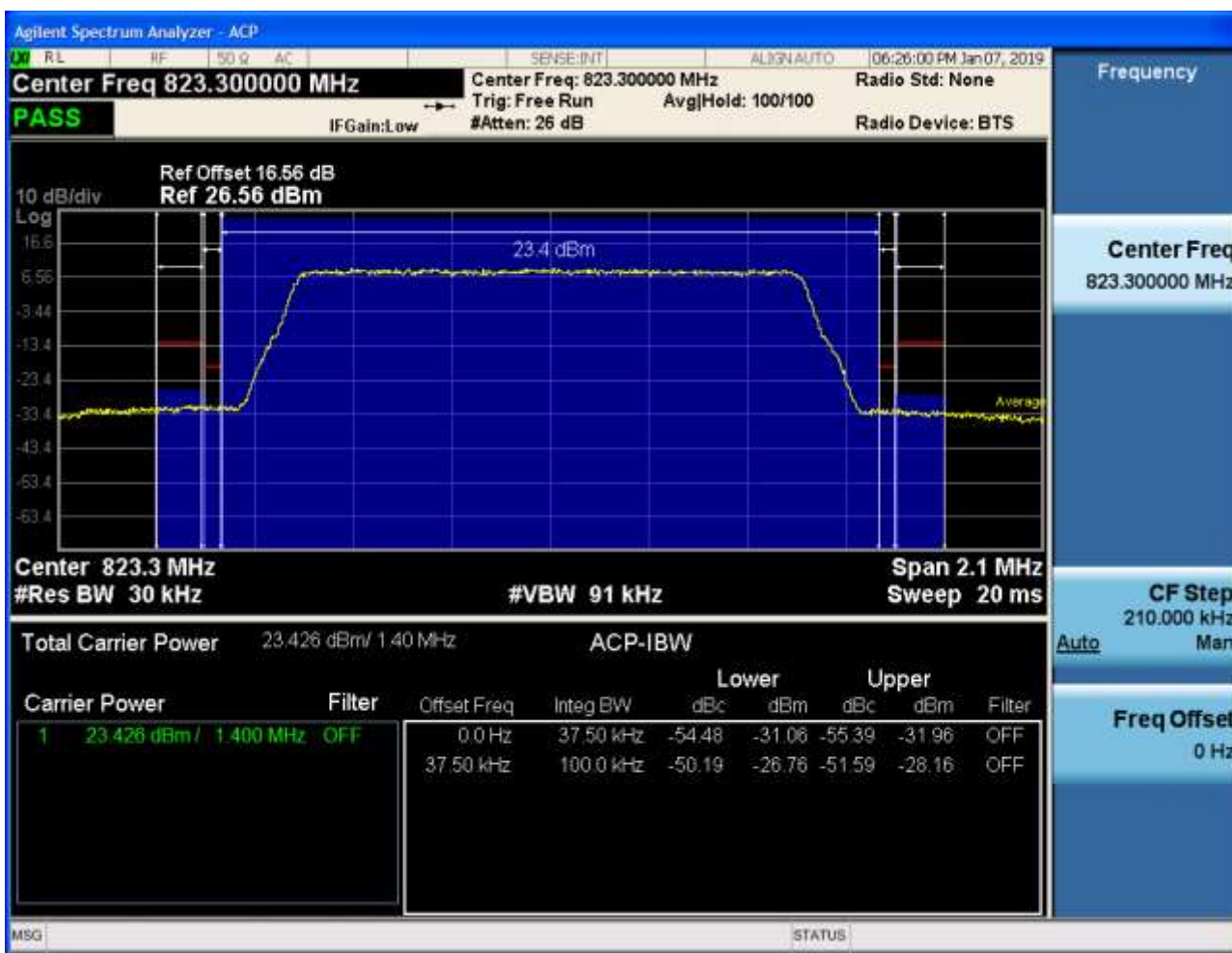
5.1.1.1.1.2.2 Test RB = RB1#5



5.1.1.1.1.2.3 Test RB = RB3#2



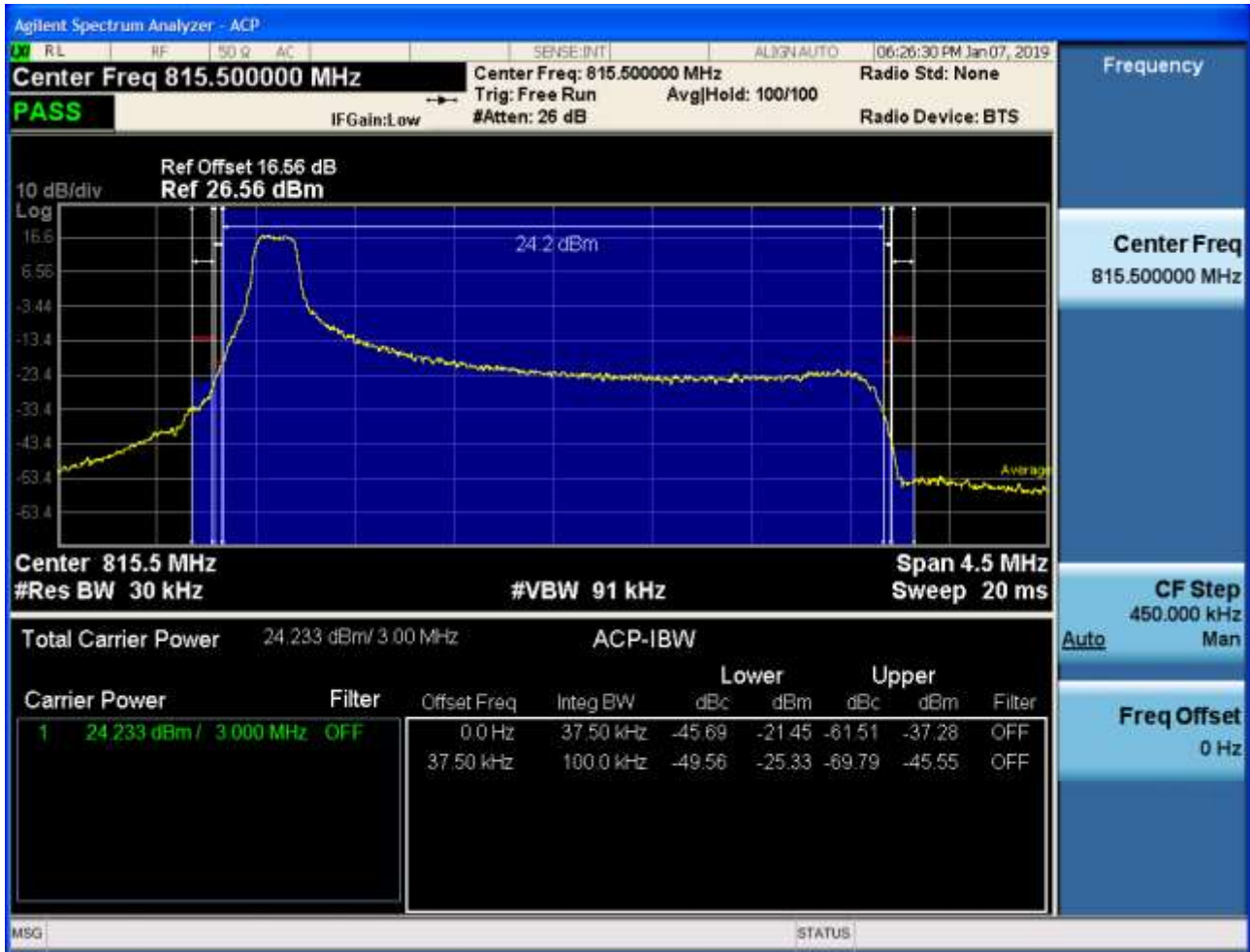
5.1.1.1.2.4 Test RB = RB6#0



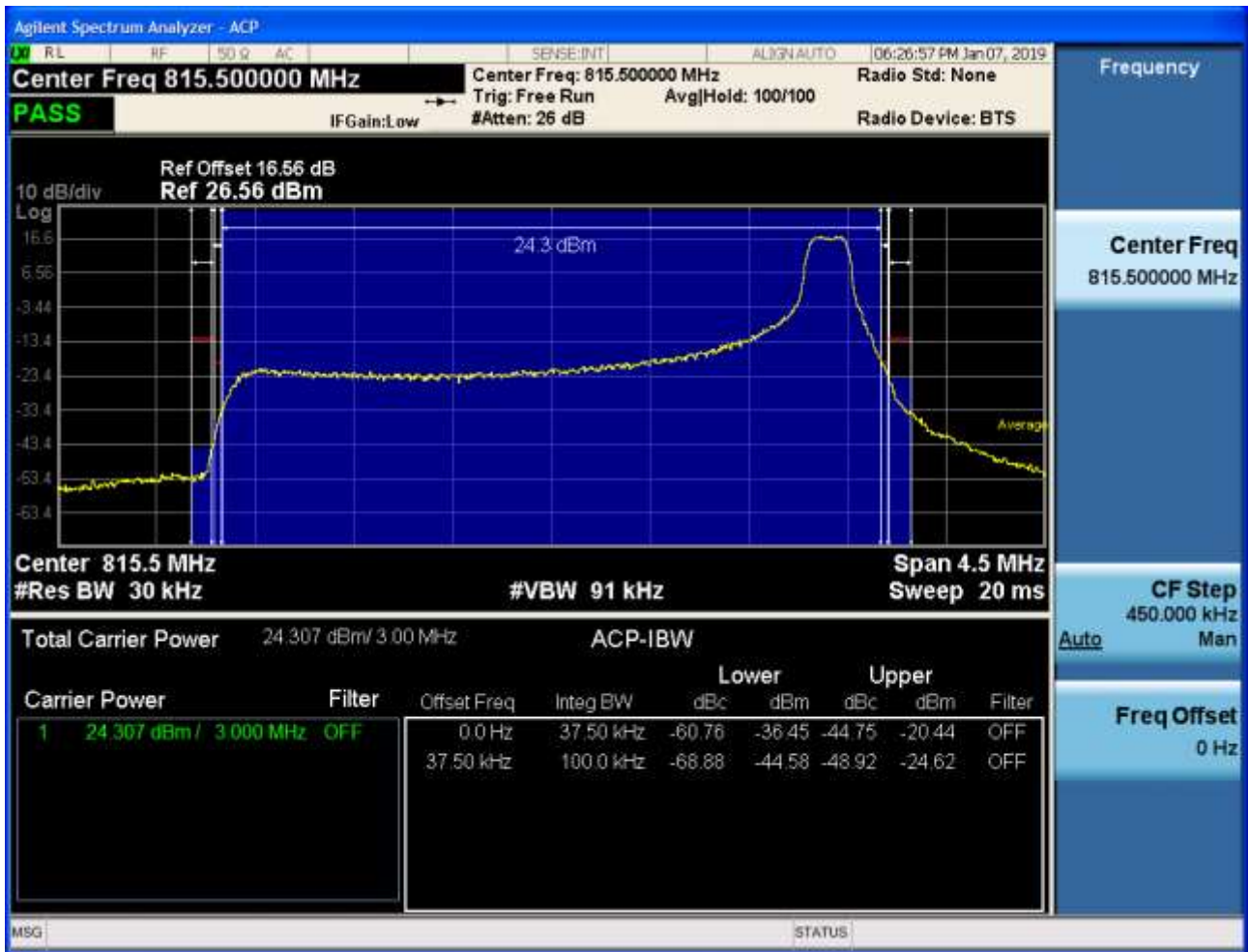
5.1.1.1.2 Test Bandwidth = 3

5.1.1.1.2.1 Test Channel = LCH

5.1.1.1.2.1.1 Test RB = RB1#0



5.1.1.1.2.1.2 Test RB = RB1#14



5.1.1.1.2.1.3 Test RB = RB8#4



5.1.1.1.2.1.4 Test RB = RB15#0

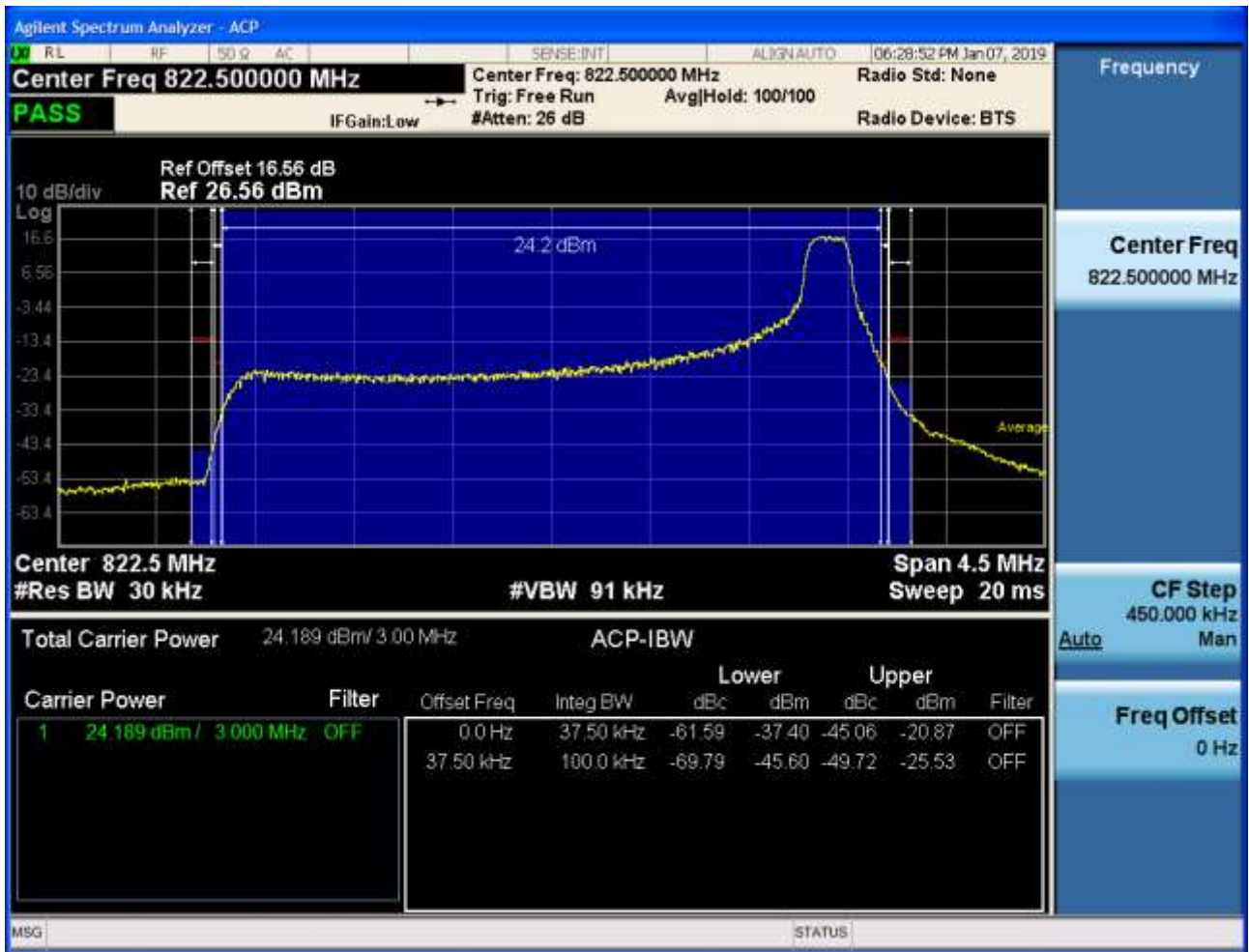


5.1.1.1.2.2 Test Channel = HCH

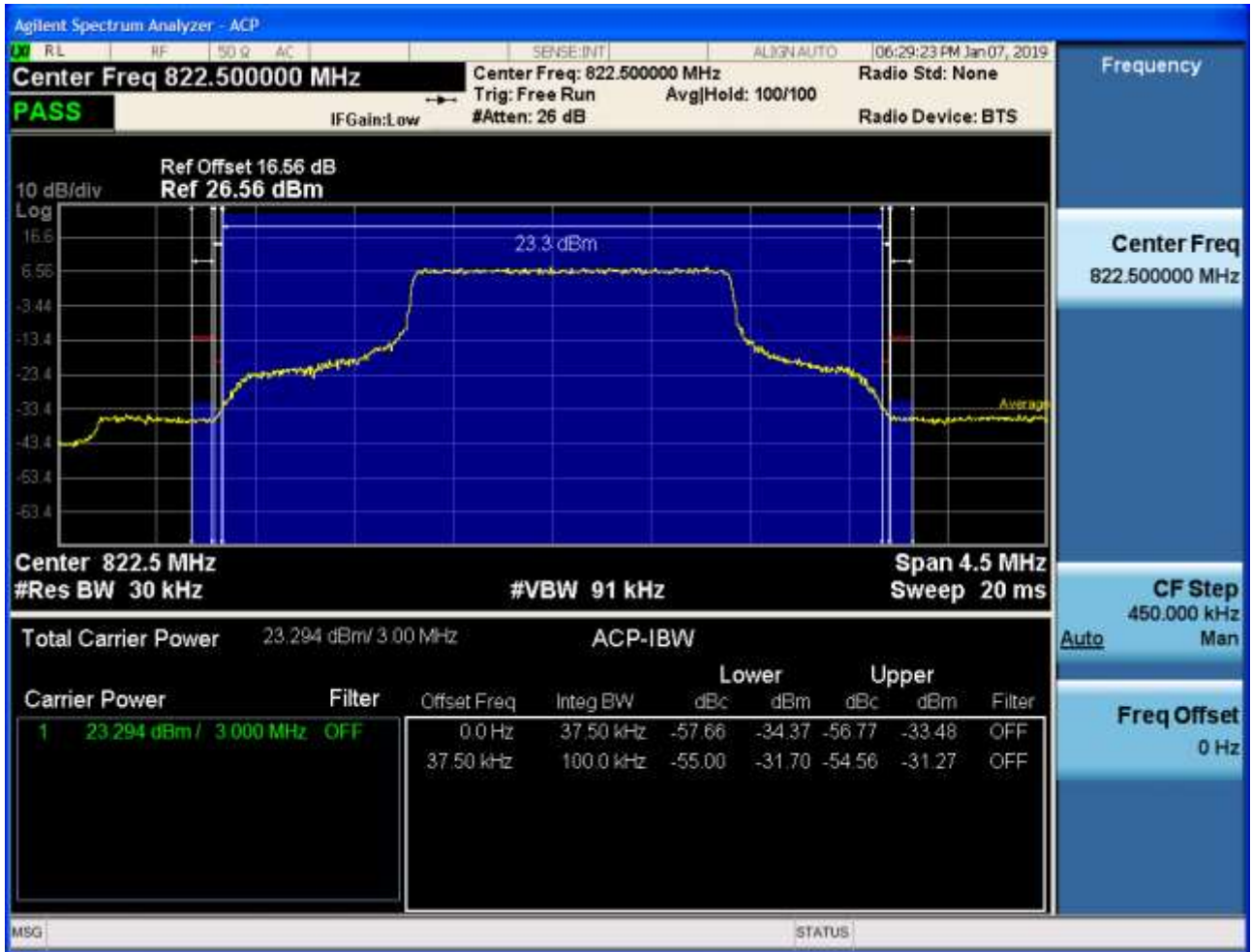
5.1.1.1.2.2.1 Test RB = RB1#0



5.1.1.1.2.2.2 Test RB = RB1#14



5.1.1.1.2.2.3 Test RB = RB8#4



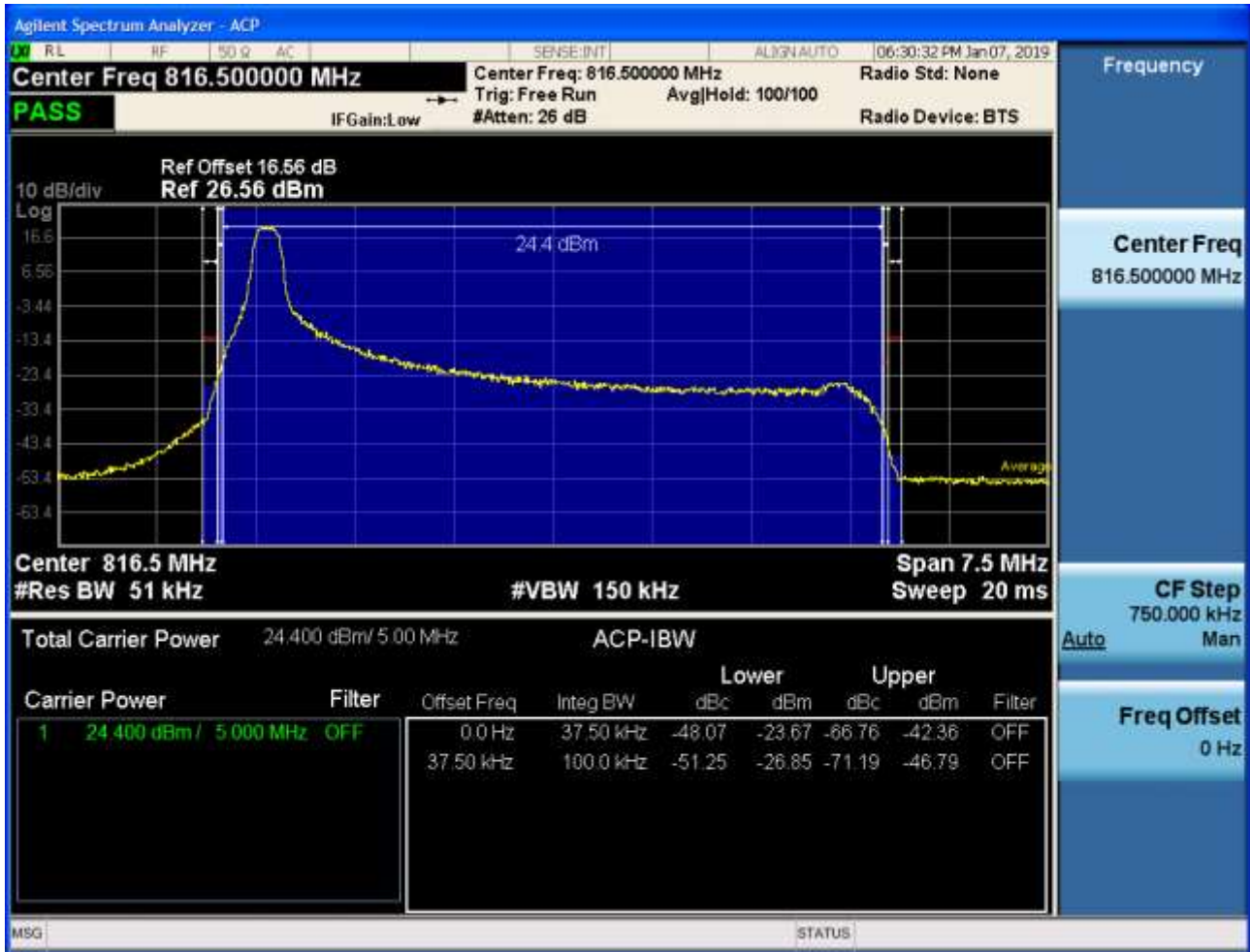
5.1.1.1.2.2.4 Test RB = RB15#0



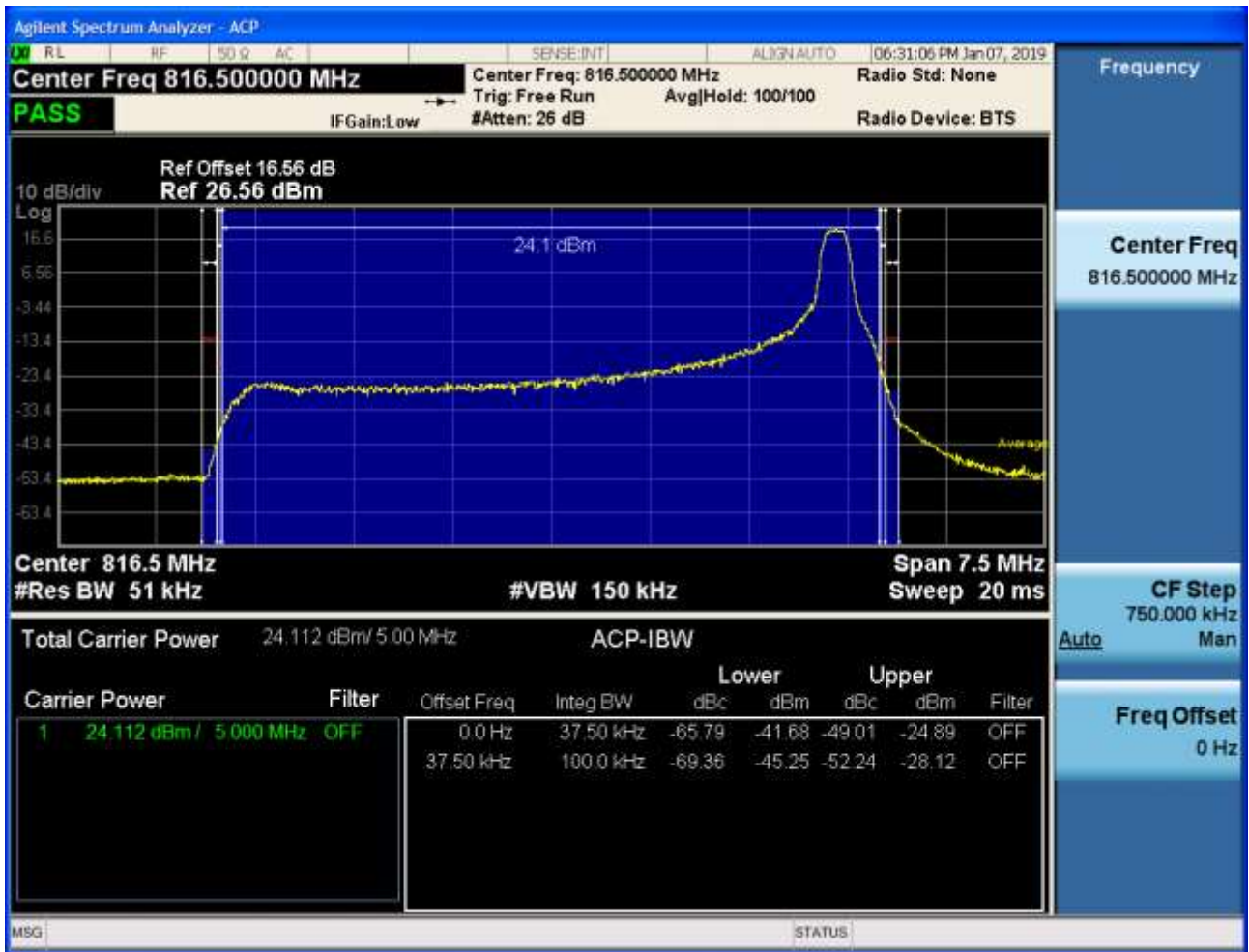
5.1.1.1.3 Test Bandwidth = 5

5.1.1.1.3.1 Test Channel = LCH

5.1.1.1.3.1.1 Test RB = RB1#0



5.1.1.1.3.1.2 Test RB = RB1#24



5.1.1.1.3.1.3 Test RB = RB12#6



5.1.1.1.3.1.4 Test RB = RB25#0

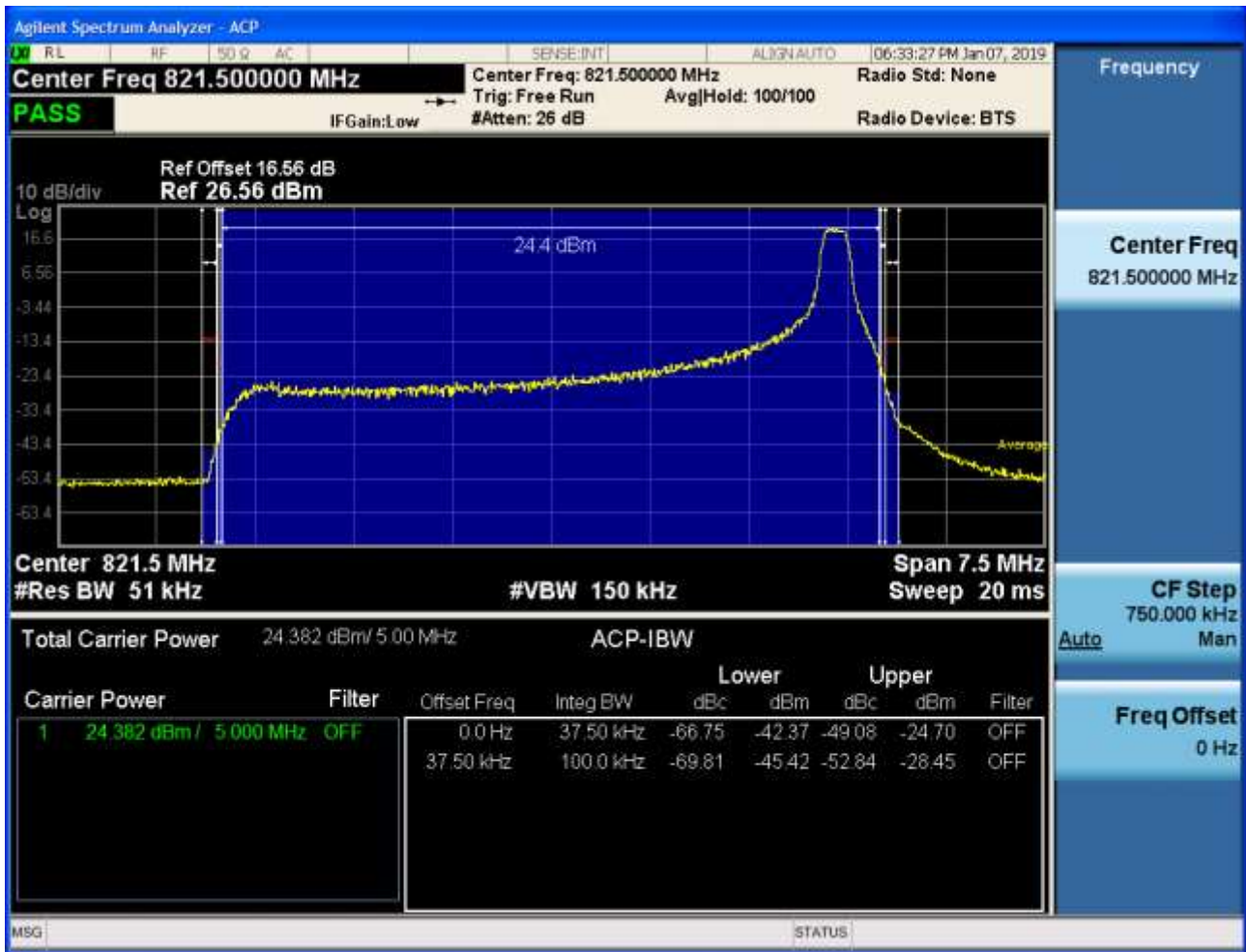


5.1.1.1.3.2 Test Channel = HCH

5.1.1.1.3.2.1 Test RB = RB1#0



5.1.1.1.3.2.2 Test RB = RB1#24



5.1.1.1.3.2.3 Test RB = RB12#6



5.1.1.1.3.2.4 Test RB = RB25#0



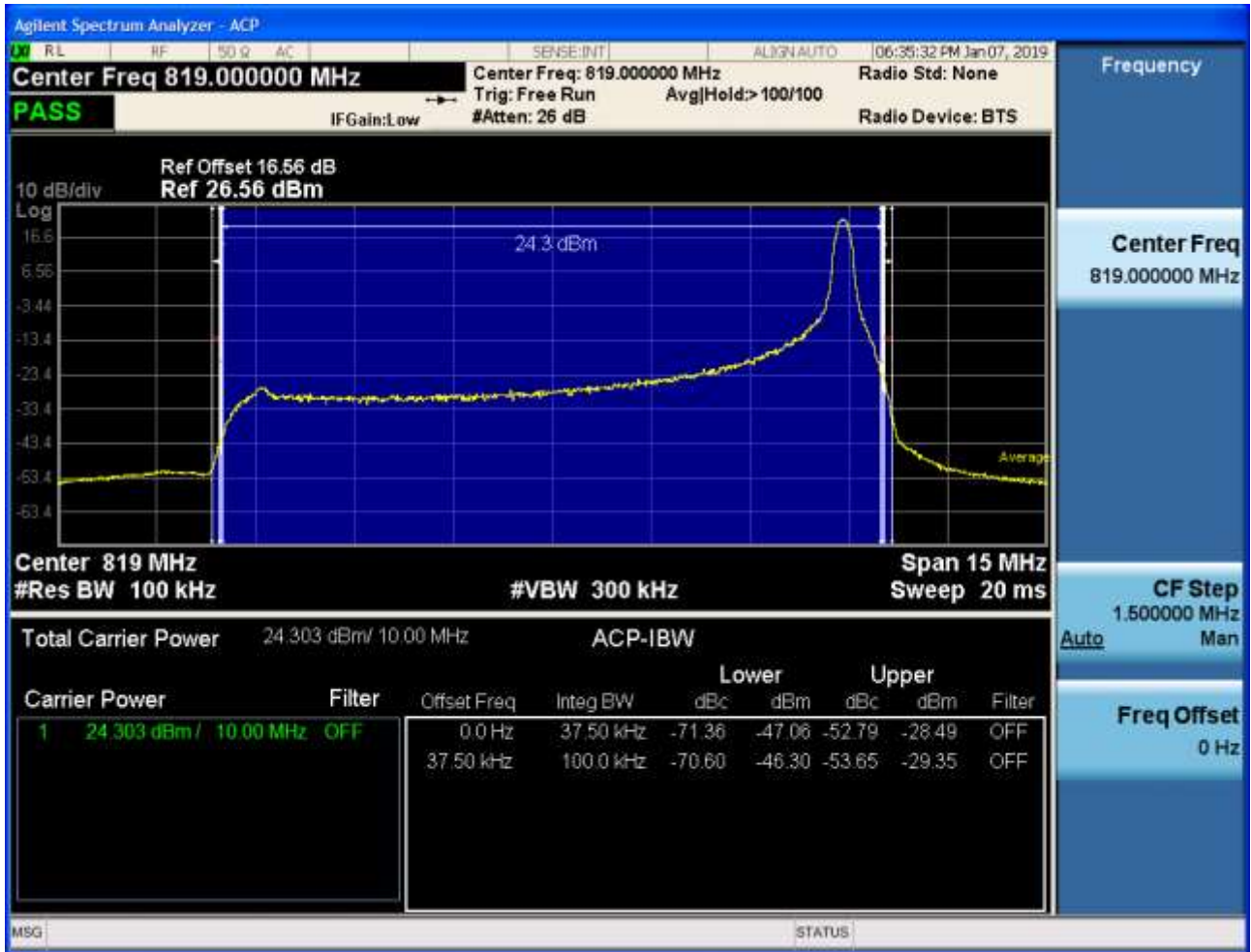
5.1.1.1.4 Test Bandwidth = 10

5.1.1.1.4.1 Test Channel = LCH

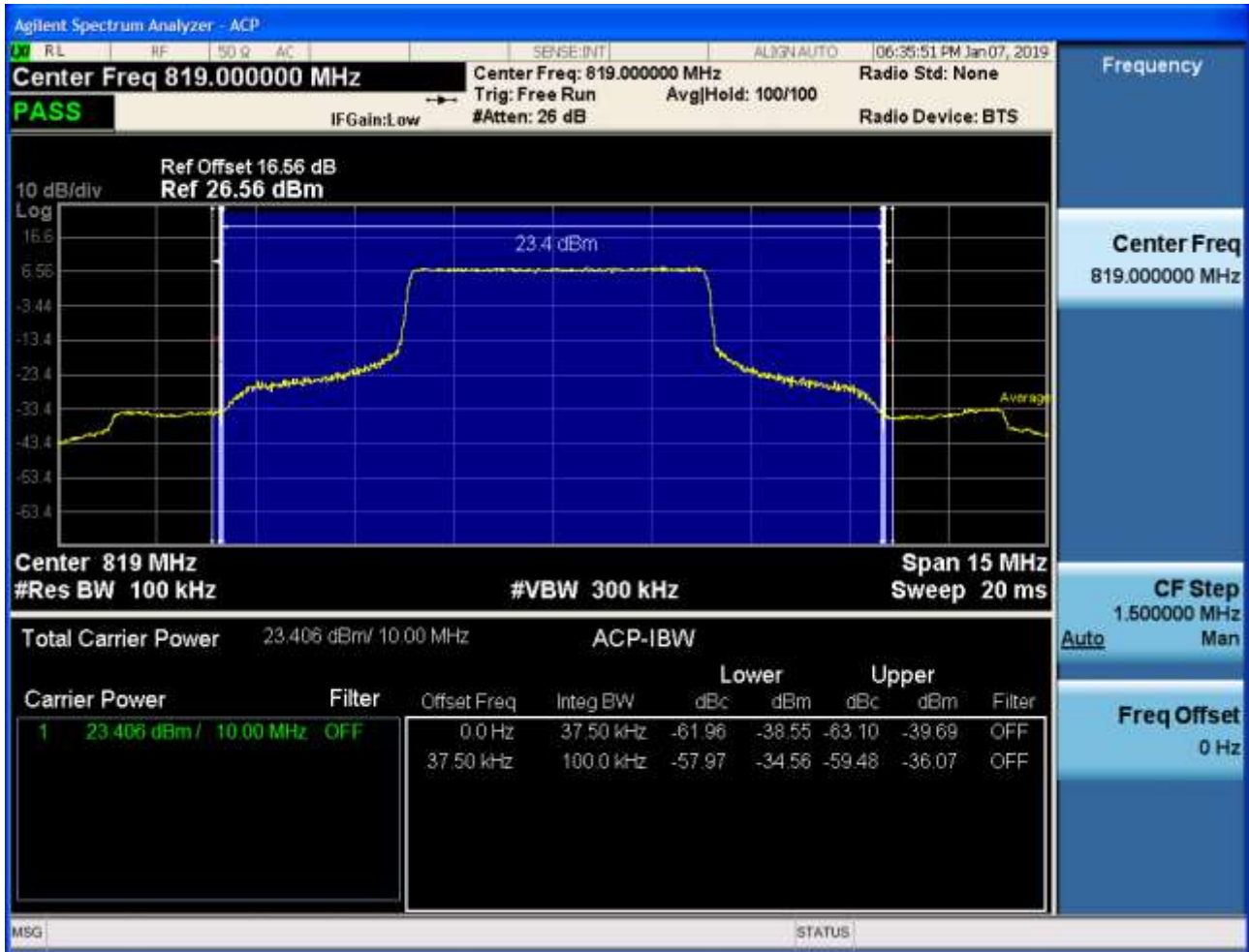
5.1.1.1.4.1.1 Test RB = RB1#0



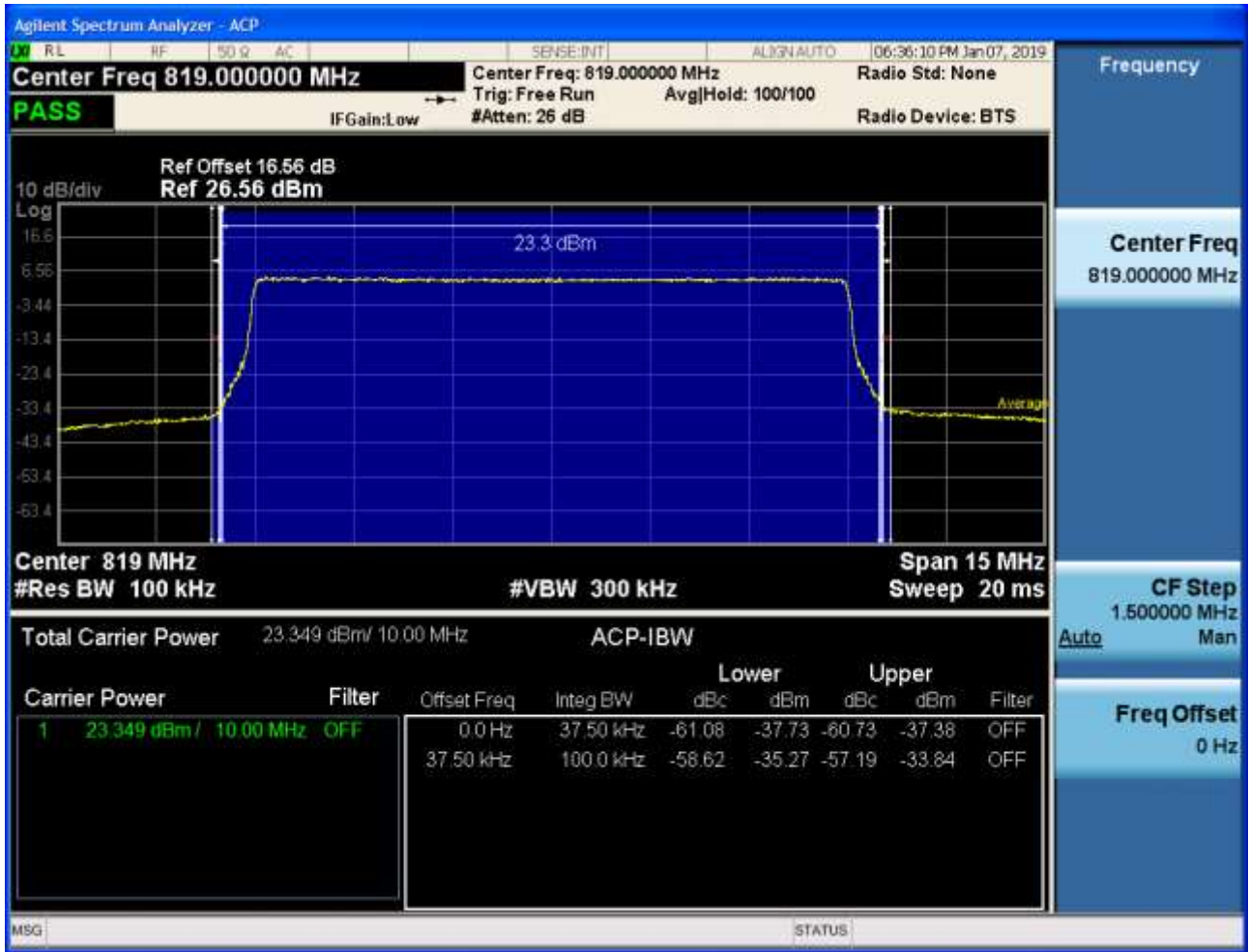
5.1.1.1.4.1.2 Test RB = RB1#49



5.1.1.1.4.1.3 Test RB = RB25#13



5.1.1.1.4.1.4 Test RB = RB50#0

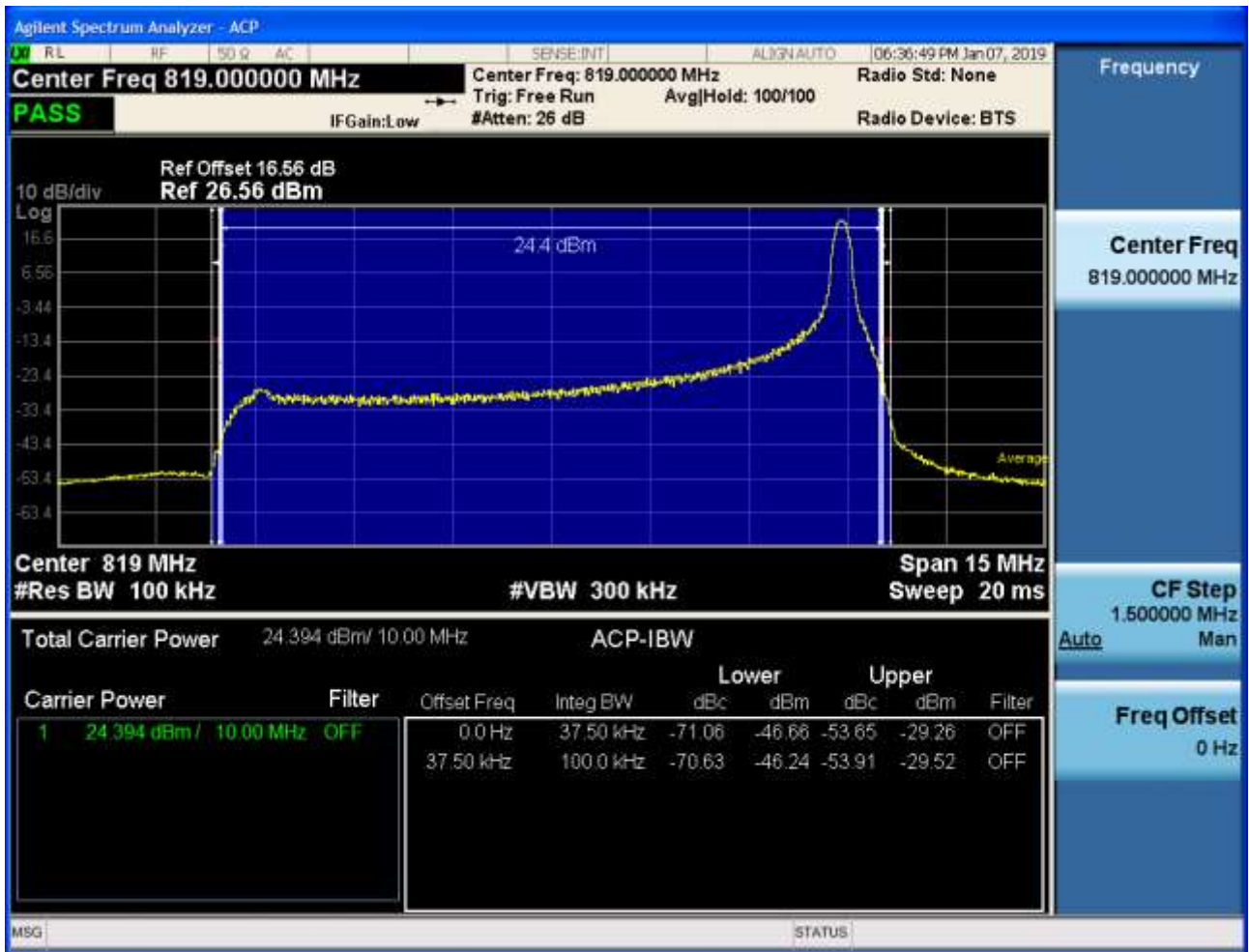


5.1.1.1.4.2 Test Channel = HCH

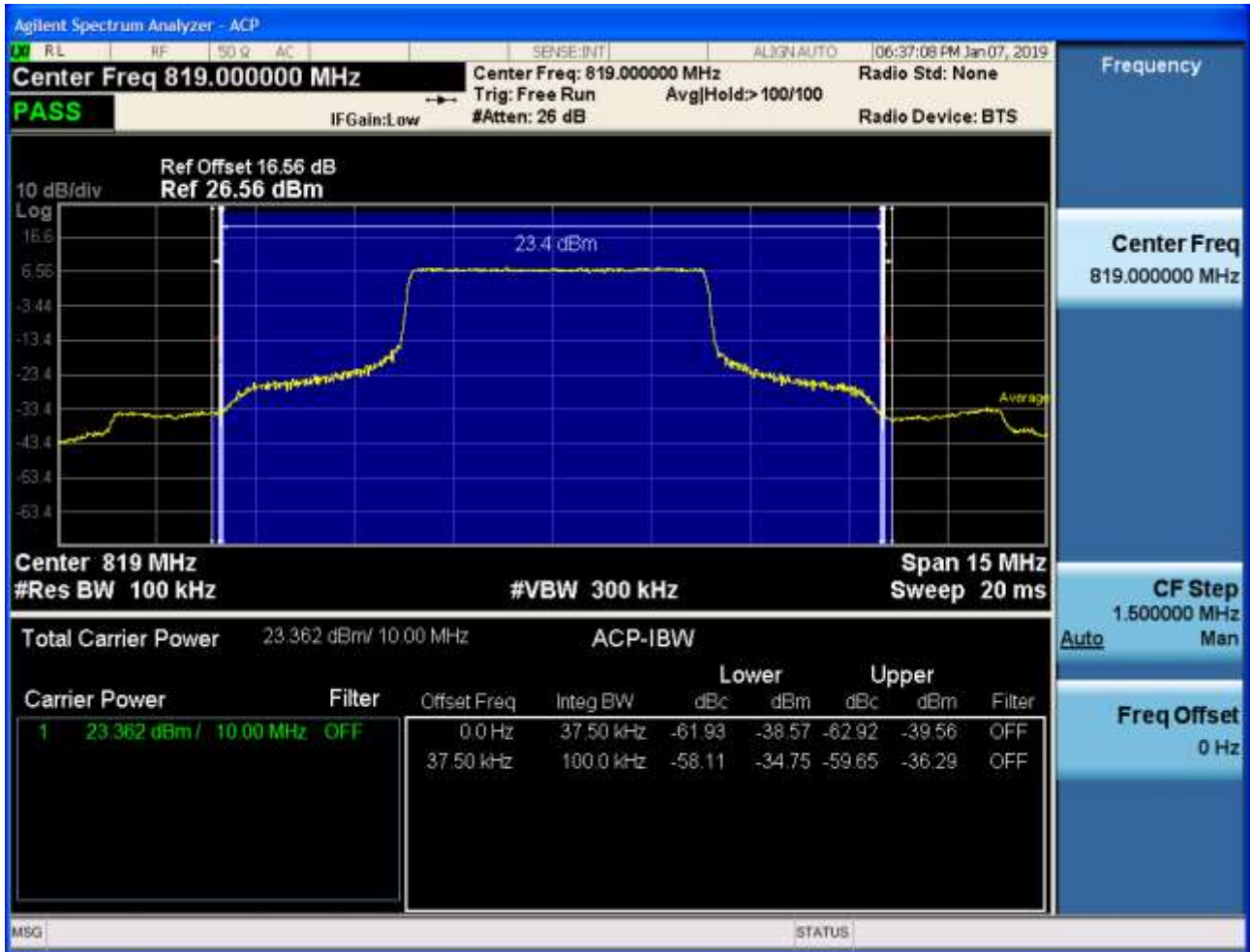
5.1.1.1.4.2.1 Test RB = RB1#0



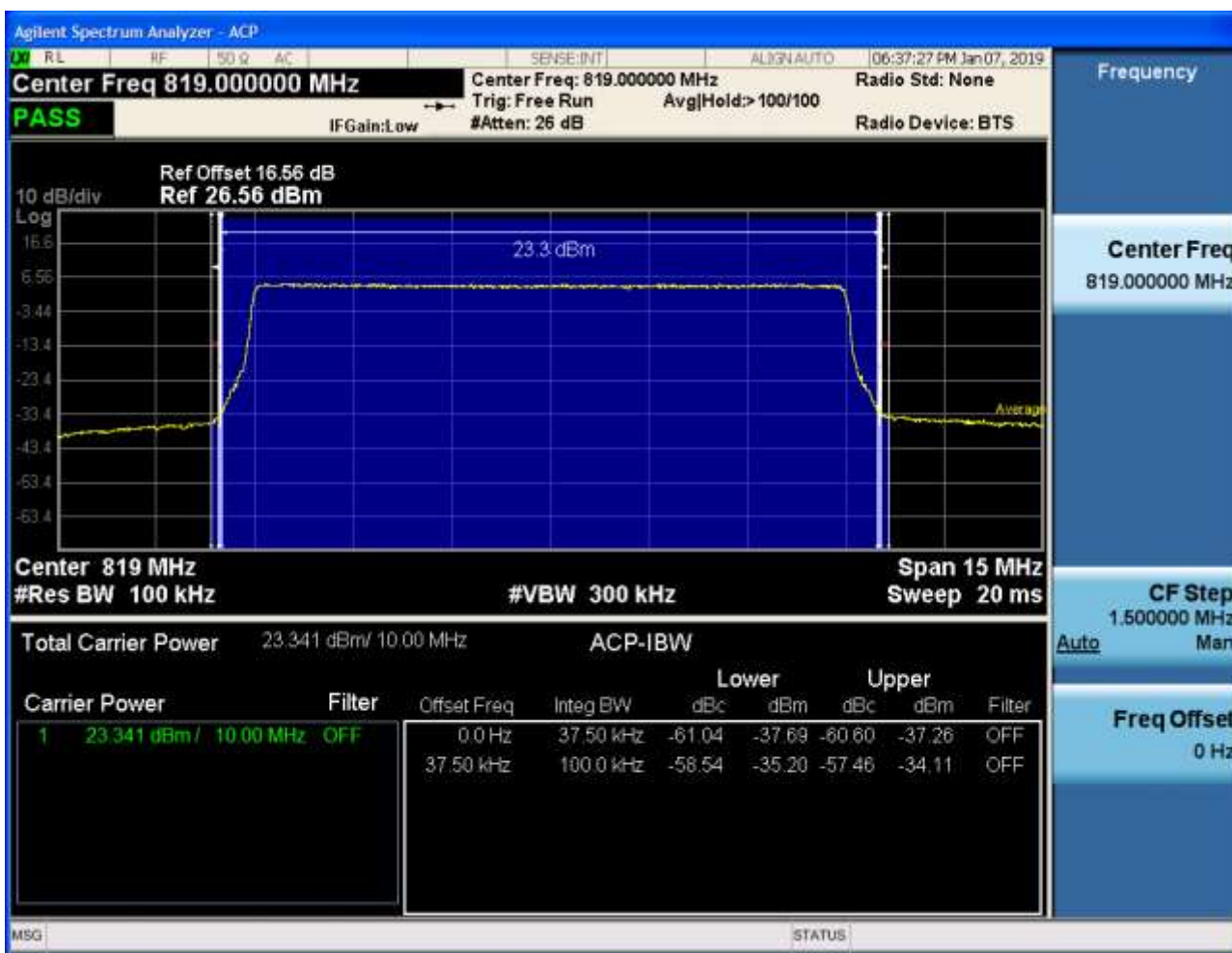
5.1.1.1.4.2.2 Test RB = RB1#49



5.1.1.1.4.2.3 Test RB = RB25#13



5.1.1.1.4.2.4 Test RB = RB50#0



5.1.1.2 Test Mode = LTE/TM2

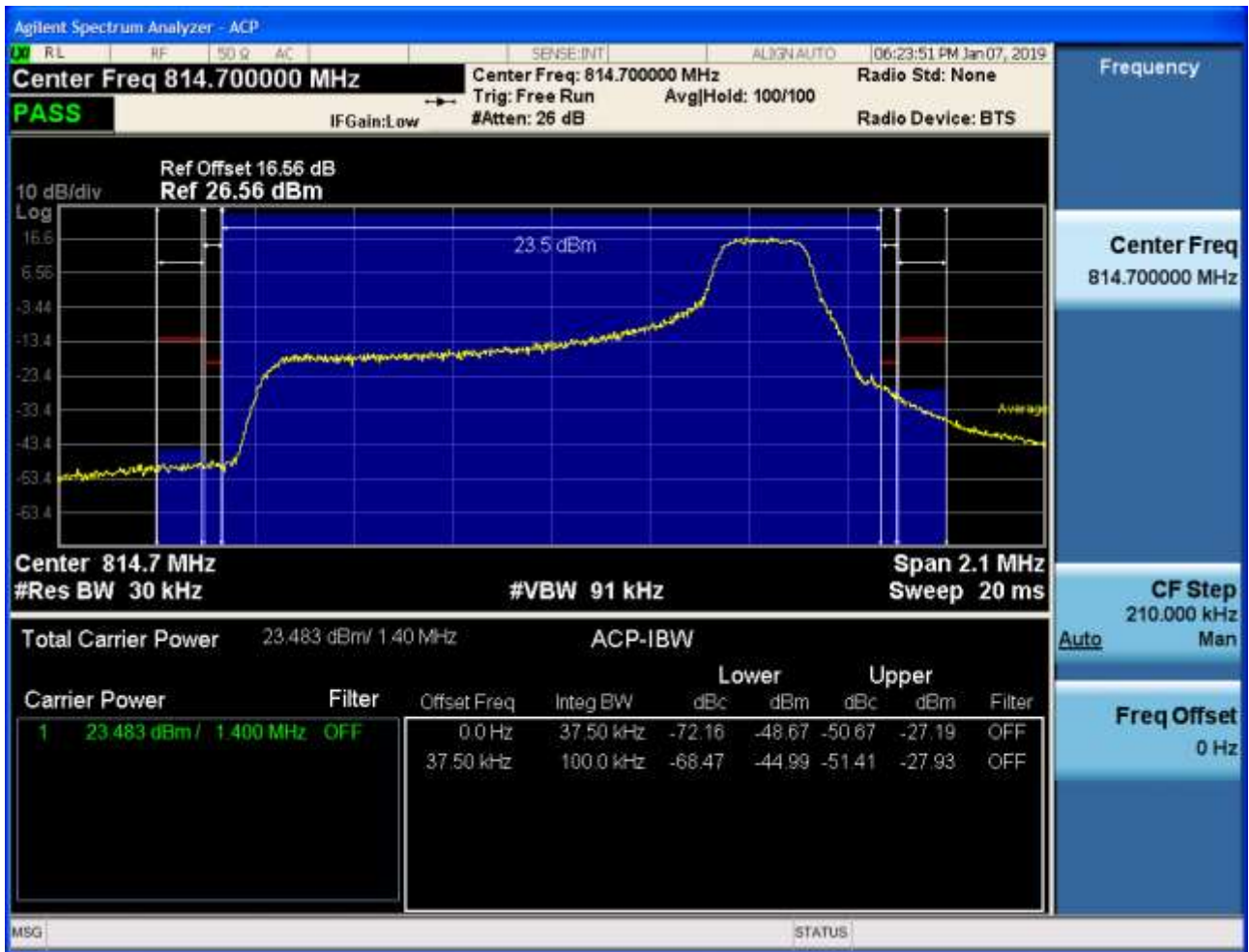
5.1.1.2.1 Test Bandwidth = 1.4

5.1.1.2.1.1 Test Channel = LCH

5.1.1.2.1.1.1 Test RB = RB1#0



5.1.1.2.1.1.2 Test RB = RB1#5



5.1.1.2.1.1.3 Test RB = RB3#2



5.1.1.2.1.1.4 Test RB = RB6#0



5.1.1.2.1.2 Test Channel = HCH

5.1.1.2.1.2.1 Test RB = RB1#0



5.1.1.2.1.2.2 Test RB = RB1#5



5.1.1.2.1.2.3 Test RB = RB3#2



5.1.1.2.1.2.4 Test RB = RB6#0



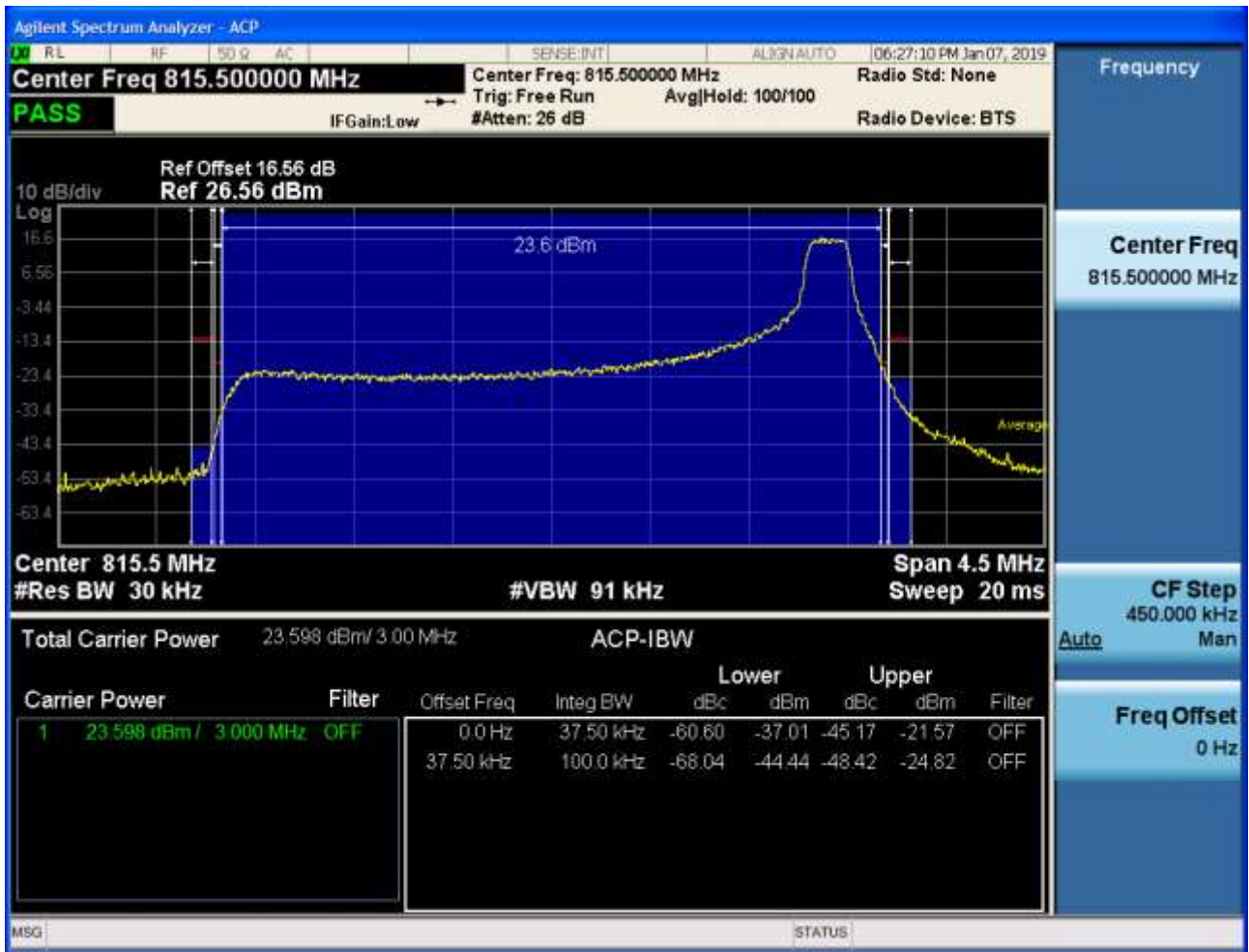
5.1.1.2.2 Test Bandwidth = 3

5.1.1.2.2.1 Test Channel = LCH

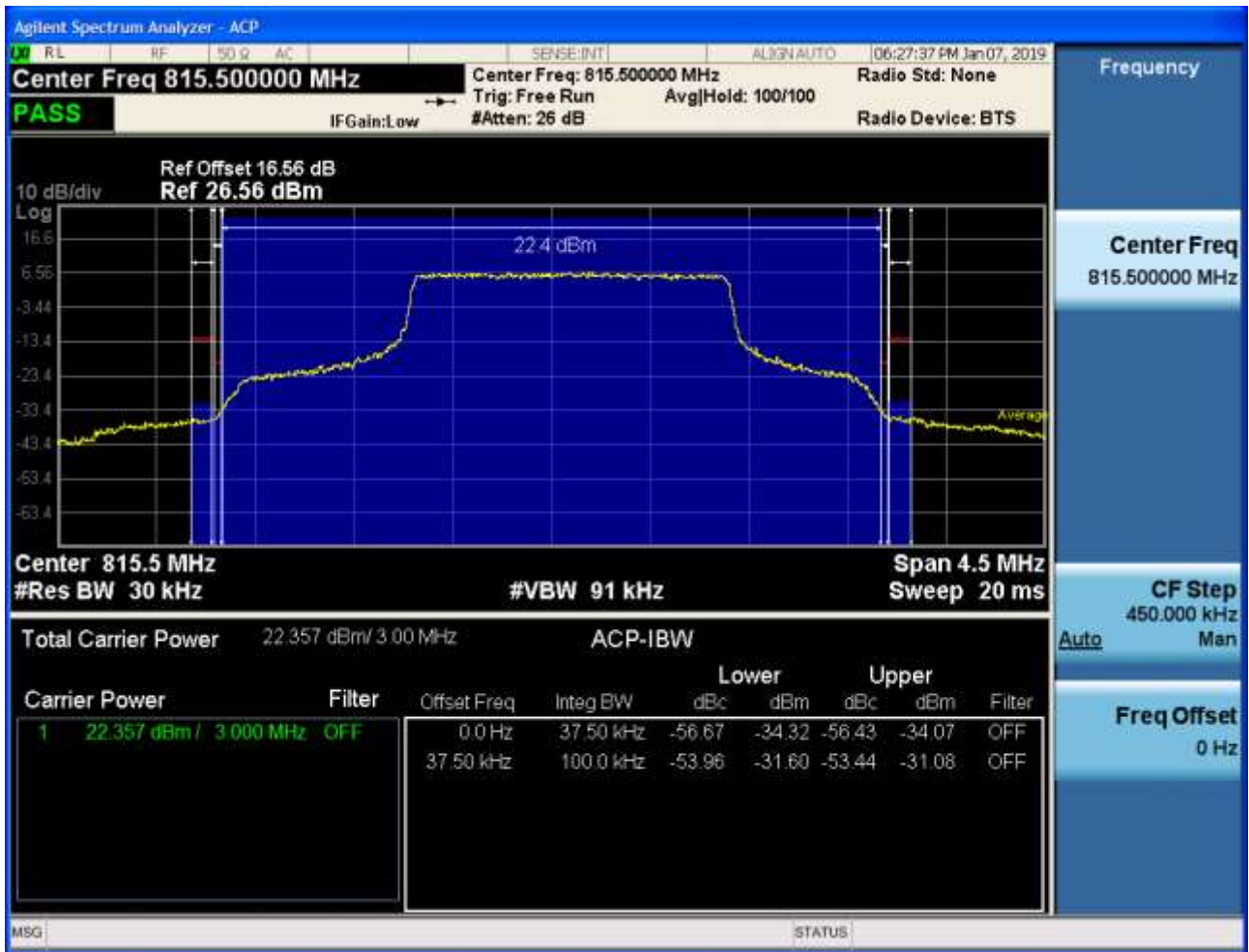
5.1.1.2.2.1.1 Test RB = RB1#0



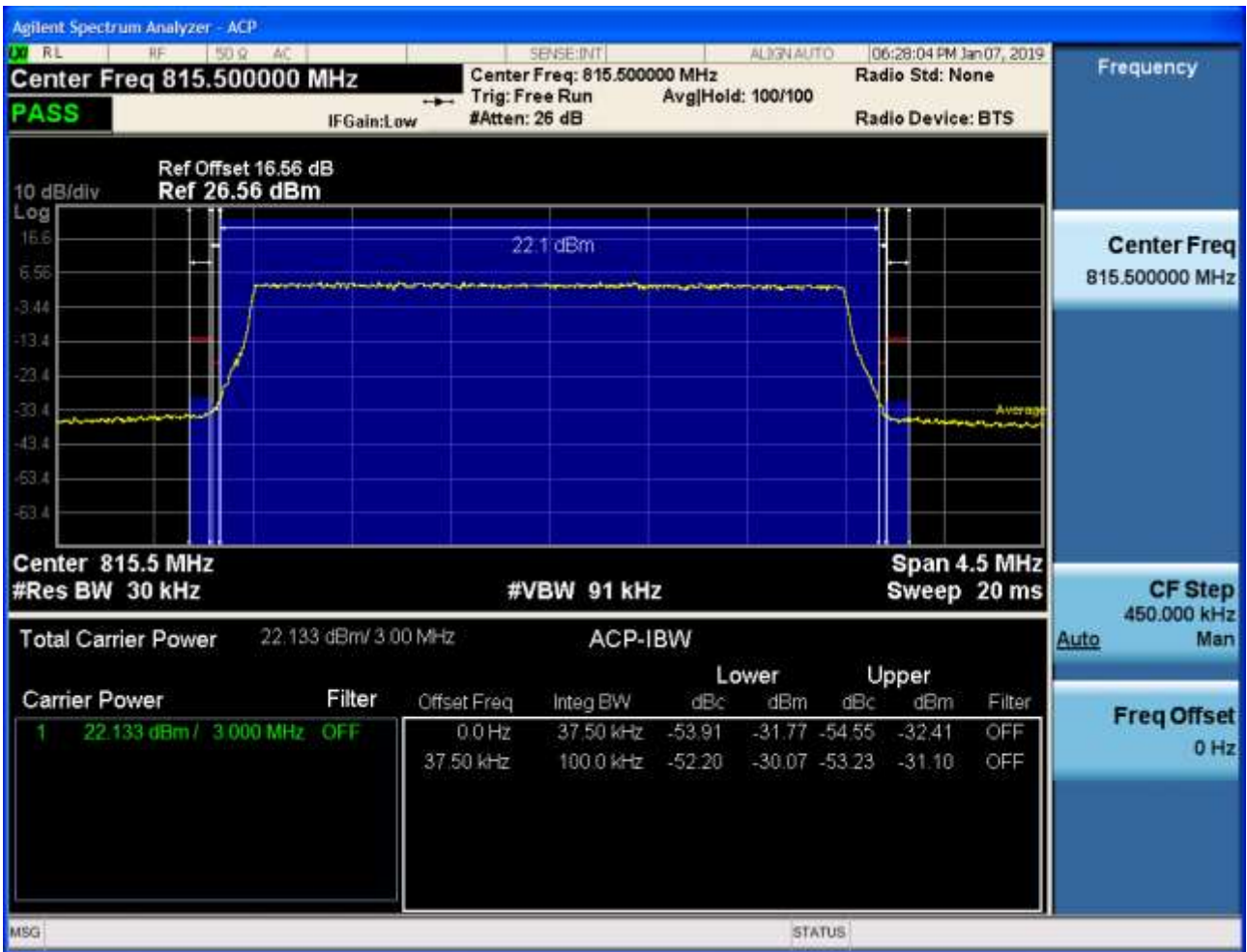
5.1.1.2.2.1.2 Test RB = RB1#14



5.1.1.2.2.1.3 Test RB = RB8#4



5.1.1.2.2.1.4 Test RB = RB15#0

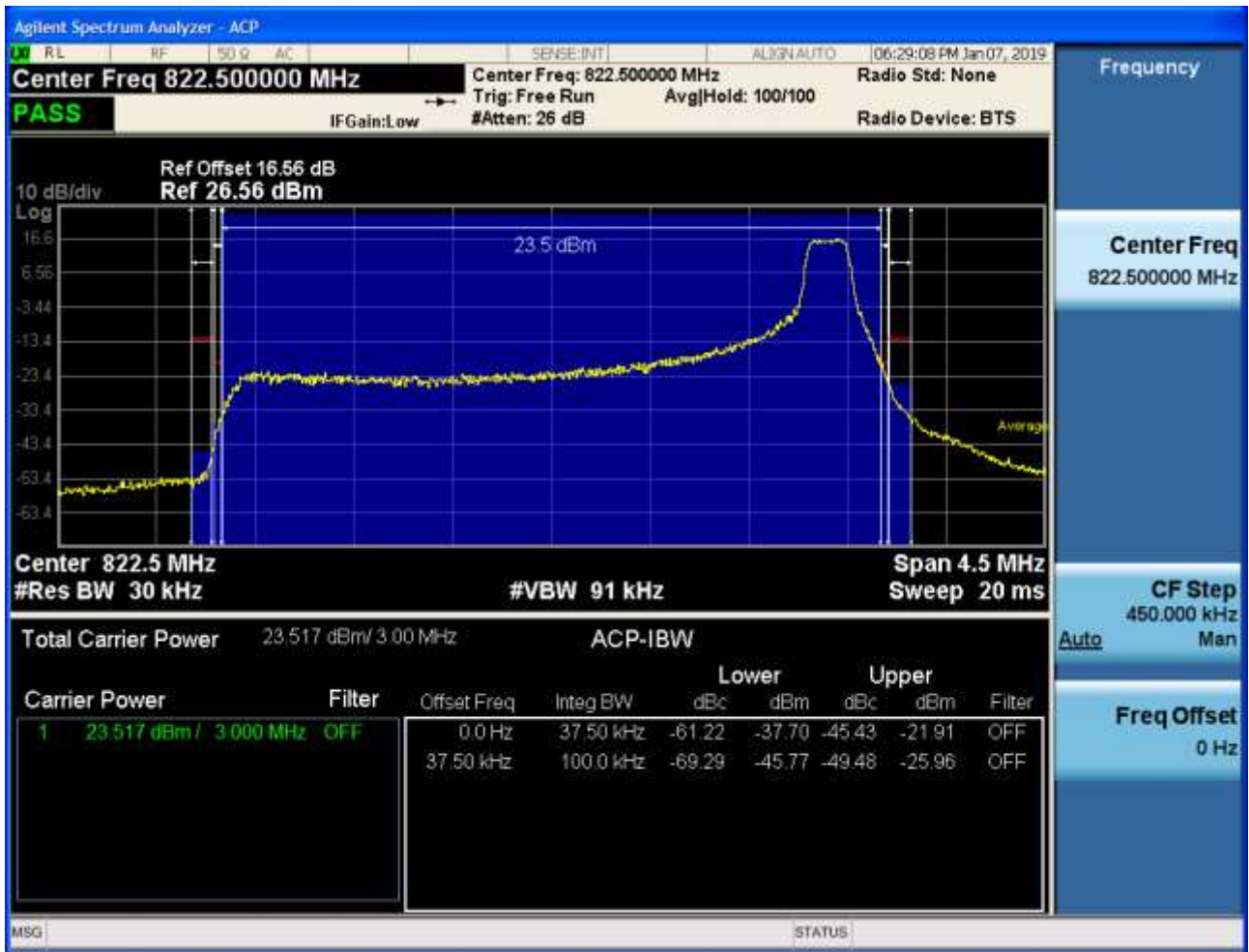


5.1.1.2.2.2 Test Channel = HCH

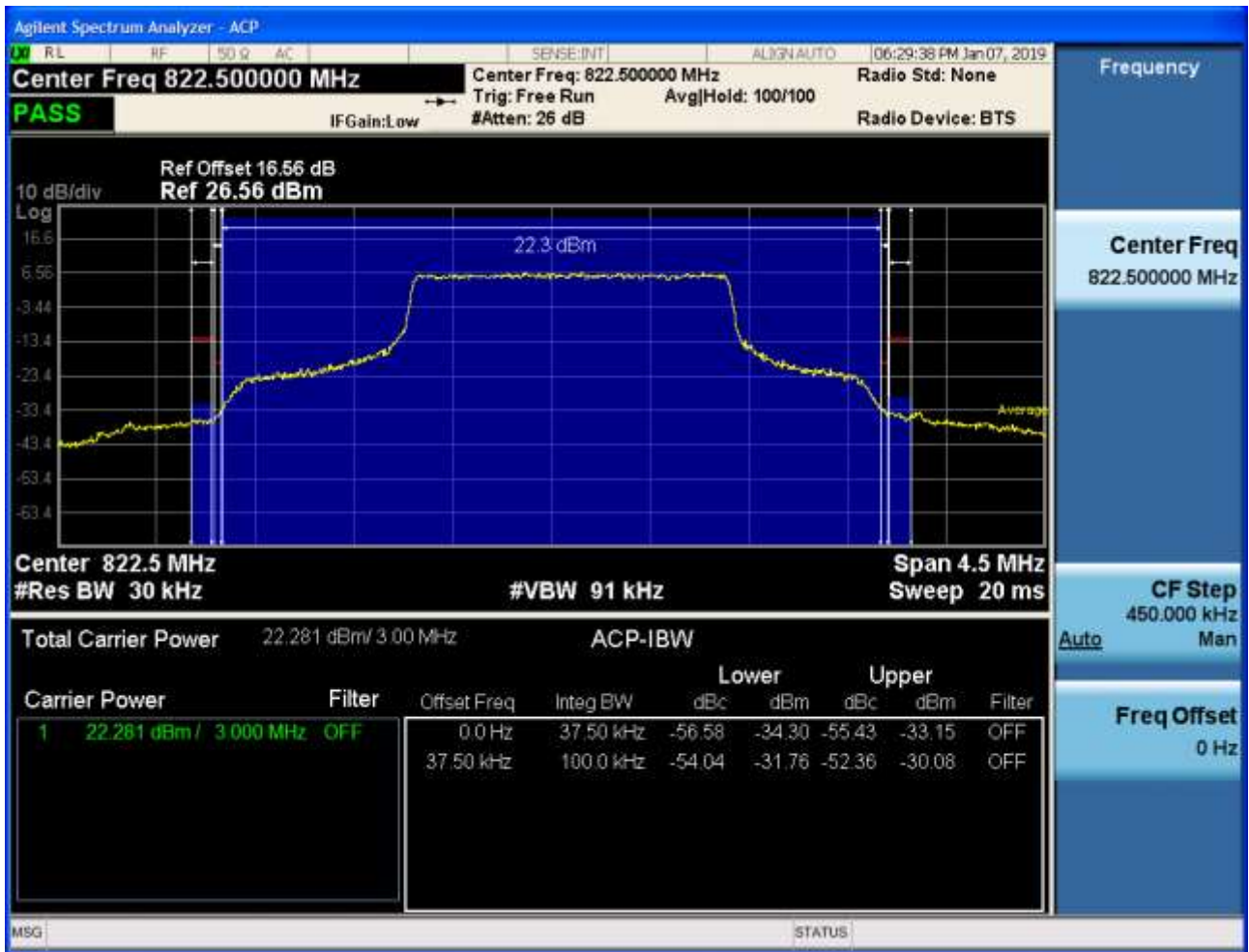
5.1.1.2.2.2.1 Test RB = RB1#0



5.1.1.2.2.2 Test RB = RB1#14



5.1.1.2.2.3 Test RB = RB8#4



5.1.1.2.2.4 Test RB = RB15#0



5.1.1.2.3 Test Bandwidth = 5

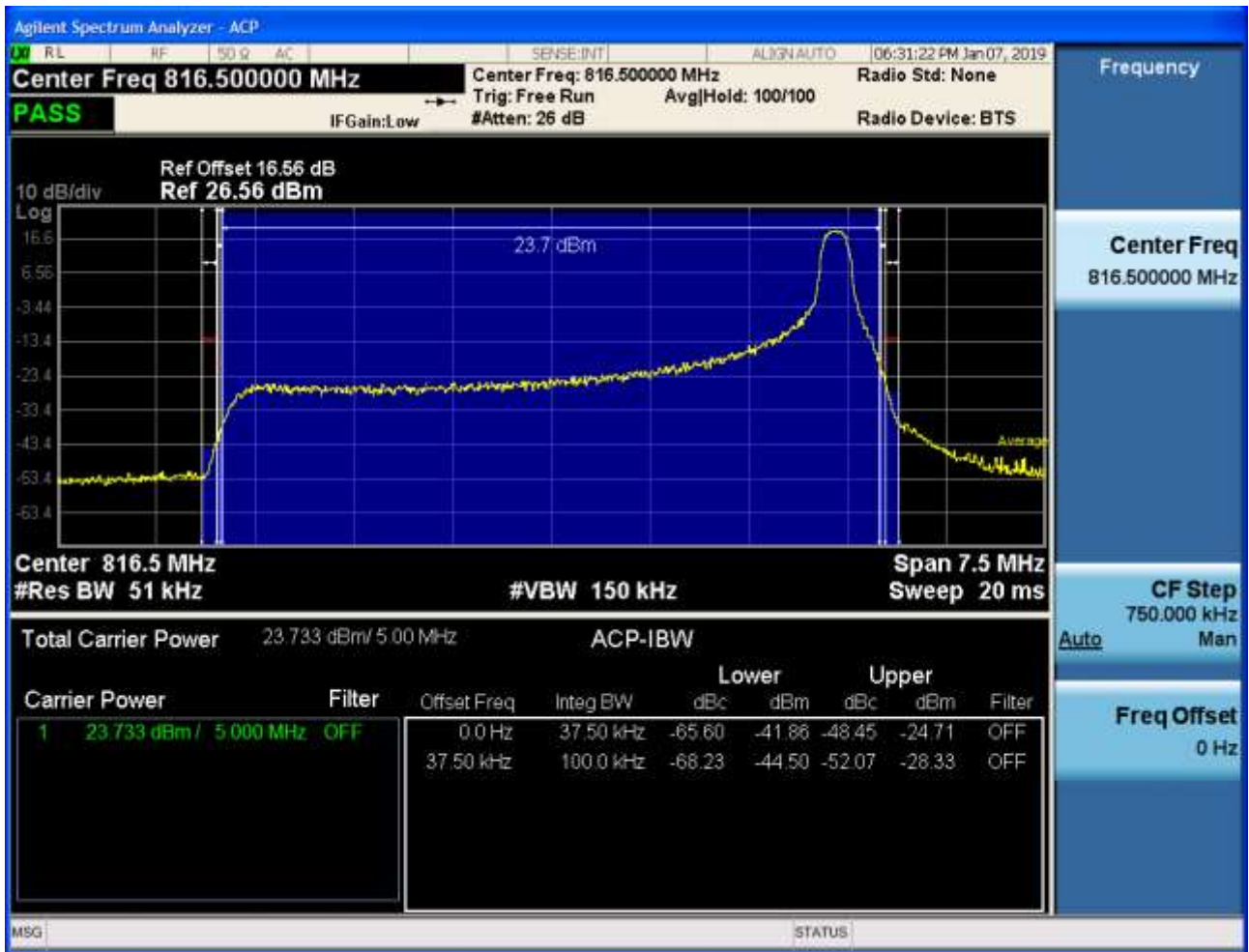
5.1.1.2.3.1 Test Channel = LCH

5.1.1.2.3.1.1 Test RB = RB1#0





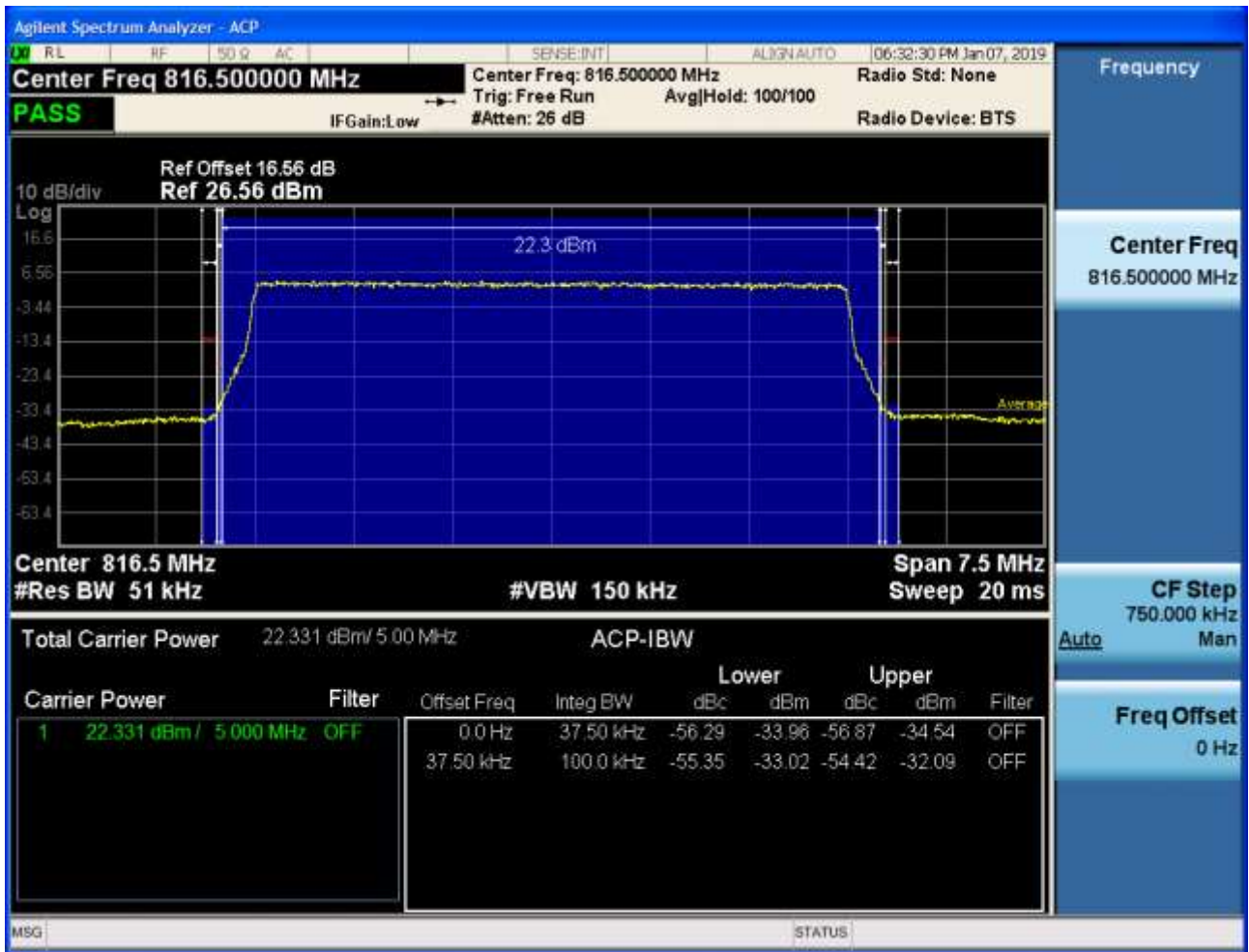
5.1.1.2.3.1.2 Test RB = RB1#24



5.1.1.2.3.1.3 Test RB = RB12#6



5.1.1.2.3.1.4 Test RB = RB25#0

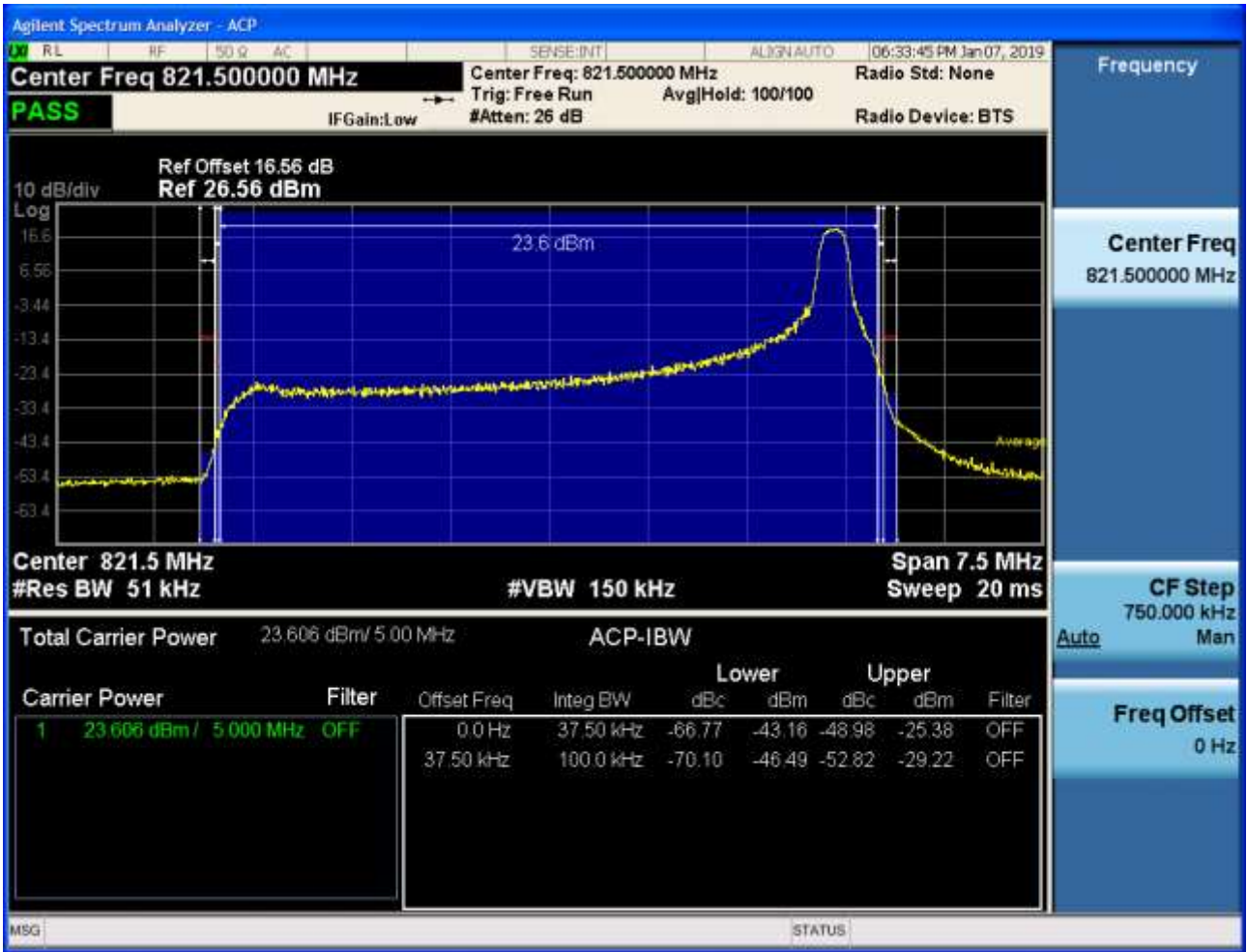


5.1.1.2.3.2 Test Channel = HCH

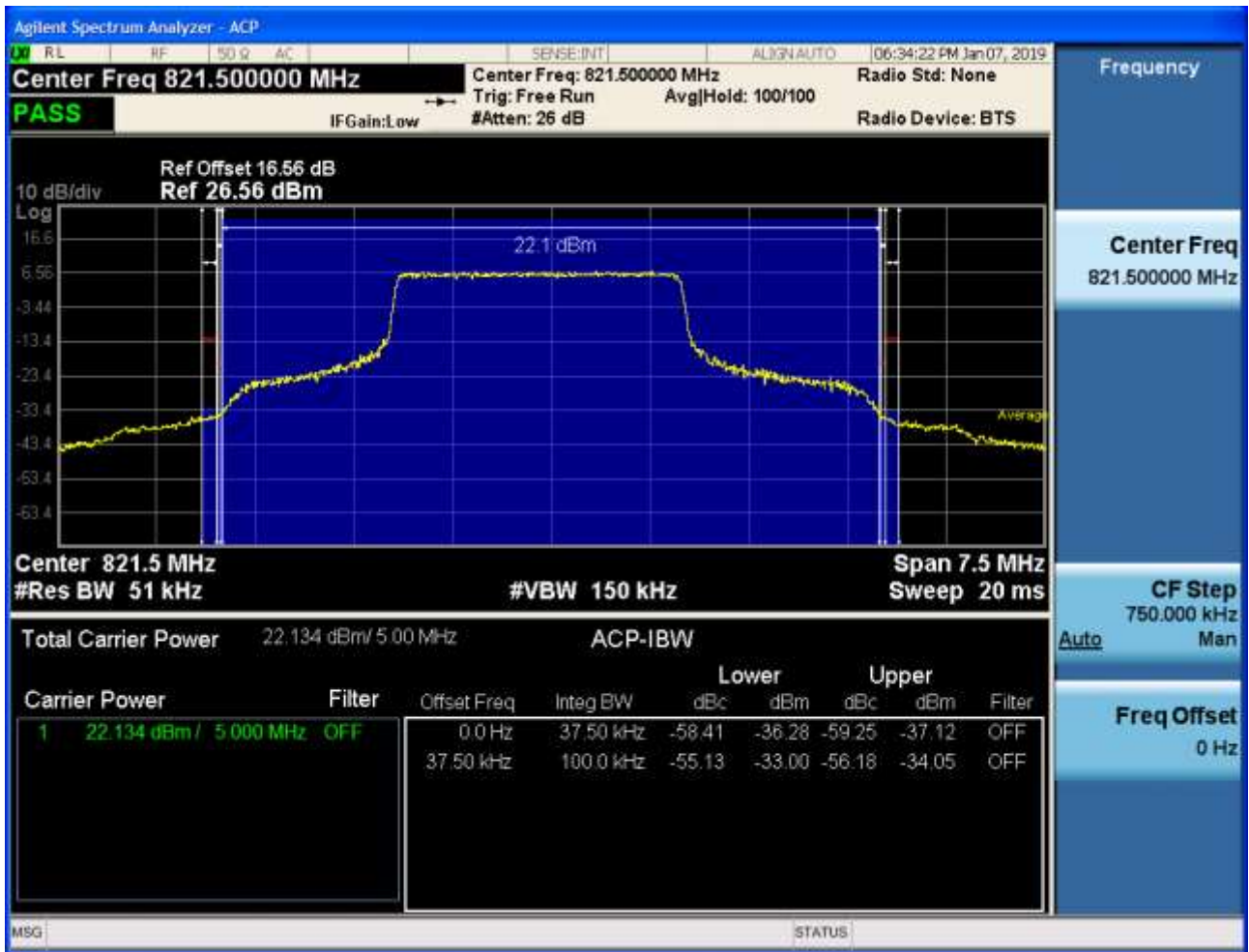
5.1.1.2.3.2.1 Test RB = RB1#0



5.1.1.2.3.2.2 Test RB = RB1#24



5.1.1.2.3.2.3 Test RB = RB12#6



5.1.1.2.3.2.4 Test RB = RB25#0

