



Appendix for test report

1Appendix_A: Effective (Isotropic) Radiated Power Output Data

Part I - Test Results

Test Band(LTE)	Test Mode	Test Band width	Test Channel	PCC Test RB	SCC Test RB	Measured [dBm]	EIRP [dBm]	Limit [dBm]	Verdict
CA_41C(2535-265 5MHz)	LTE/T M1	15MHz +15M Hz	LCH	1 # 0	0 # 0	24.56	24.67	33	PASS
				partial RBs # 0	0 # 0	24.65	24.76	33	PASS
				full RBs # 0	0 # 0	23.52	23.63	33	PASS
				full RBs # 0	full RBs # 0	20.89	21	33	PASS
			MCH	1 # 0	0 # 0	24.52	24.63	33	PASS
				partial RBs # 0	0 # 0	24.67	24.78	33	PASS
				full RBs # 0	0 # 0	23.61	23.72	33	PASS
				full RBs # 0	full RBs # 0	20.88	20.99	33	PASS
			HCH	1 # 0	0 # 0	24.36	24.47	33	PASS
				partial RBs # 0	0 # 0	24.59	24.7	33	PASS

Test Band(LTE)	Test Mode	Test Band width	Test Channel	PCC Test RB	SCC Test RB	Measured [dBm]	EIRP [dBm]	Limit [dBm]	Verdict
				full RBs # 0	0 # 0	23.53	23.64	33	PASS
				full RBs # 0	full RBs # 0	20.93	21.04	33	PASS
		20MHz +20M Hz	LCH	1 # 0	0 # 0	24.35	24.46	33	PASS
				partial RBs # 0	0 # 0	24.54	24.65	33	PASS
				full RBs # 0	0 # 0	23.49	23.6	33	PASS
				full RBs # 0	full RBs # 0	20.77	20.88	33	PASS
				1 # 0	0 # 0	24.18	24.29	33	PASS
				partial RBs # 0	0 # 0	24.52	24.63	33	PASS
				full RBs # 0	0 # 0	23.53	23.64	33	PASS
				full RBs # 0	full RBs # 0	20.96	21.07	33	PASS
			HCH	1 # 0	0 # 0	24.24	24.35	33	PASS
				partial	0 # 0	24.57	24.68	33	PASS

Test Band(LTE)	Test Mode	Test Band width	Test Channel	PCC Test RB	SCC Test RB	Measured [dBm]	EIRP [dBm]	Limit [dBm]	Verdict	
				RBs # 0						
				full RBs # 0	0 # 0	23.52	23.63	33	PASS	
				full RBs # 0	full RBs # 0	20.92	21.03	33	PASS	
		LTE/T M2	15MHz +15M Hz	LCH	1 # 0	0 # 0	23.78	23.89	33	PASS
					partial RBs # 0	0 # 0	23.62	23.73	33	PASS
					full RBs # 0	0 # 0	22.49	22.6	33	PASS
					full RBs # 0	full RBs # 0	19.79	19.9	33	PASS
				MCH	1 # 0	0 # 0	23.74	23.85	33	PASS
					partial RBs # 0	0 # 0	23.38	23.49	33	PASS
					full RBs # 0	0 # 0	22.5	22.61	33	PASS
					full RBs # 0	full RBs # 0	19.87	19.98	33	PASS
				HCH	1 # 0	0 # 0	23.74	23.85	33	PASS

Test Band(LTE)	Test Mode	Test Band width	Test Channel	PCC Test RB	SCC Test RB	Measured [dBm]	EIRP [dBm]	Limit [dBm]	Verdict		
				partial RBs # 0	0 # 0	23.61	23.72	33	PASS		
				full RBs # 0	0 # 0	22.47	22.58	33	PASS		
				full RBs # 0	full RBs # 0	19.95	20.06	33	PASS		
				1 # 0	0 # 0	23.9	24.01	33	PASS		
				partial RBs # 0	0 # 0	23.56	23.67	33	PASS		
				full RBs # 0	0 # 0	22.4	22.51	33	PASS		
		20MHz +20MHz	LCH			full RBs # 0	full RBs # 0	19.75	19.86	33	PASS
						1 # 0	0 # 0	23.72	23.83	33	PASS
						partial RBs # 0	0 # 0	23.57	23.68	33	PASS
						full RBs # 0	0 # 0	22.44	22.55	33	PASS
						full RBs # 0	full RBs # 0	19.86	19.97	33	PASS

Test Band(LTE)	Test Mode	Test Band width	Test Channel	PCC Test RB	SCC Test RB	Measured [dBm]	EIRP [dBm]	Limit [dBm]	Verdict
			HCH	1 # 0	0 # 0	23.92	24.03	33	PASS
				partial RBs # 0	0 # 0	23.56	23.67	33	PASS
				full RBs # 0	0 # 0	22.34	22.45	33	PASS
				full RBs # 0	full RBs # 0	20.05	20.16	33	PASS

Note1:

a, For getting the ERP (Efficient Radiated Power) or EIRP (Efficient Isotropic Radiated Power) in substitution method, the following formula should be taken to calculate it,

$$\text{ERP [dBm]} = \text{SGP [dBm]} - \text{Cable Loss [dB]} + \text{Gain [dBd]}$$

$$\text{EIRP [dBm]} = \text{SGP [dBm]} - \text{Cable Loss [dB]} + \text{Gain [dBi]}$$

b, SGP = Signal Generator Level

Note2:

$$\text{SET Span} = 1.5 * \text{OBW}$$

$$\text{SET RBW} = 1\% \text{ of the OBW, not to exceed 1MHz}$$

$$\text{SET VBW} \geq 3 * \text{RBW}$$

SET Sweep time = auto - couple.

Detector: RMS

2Appendix_B: Peak-to-Average Ratio

Part I - Test Results

Test Band(LTE)	Test Mode	Test Bandwidth	Test Channel	PCC Test RB	SCC Test RB	Measure d[dBm]	Limit [dBm]	Verdict
CA_41C(2535-2655MHz)	LTE/TM 1	15MHz+15MHz	LCH	1 # 0	0 # 0	3.72	13	PASS
				partial RBs # 0	0 # 0	4.91	13	PASS
				full RBs # 0	0 # 0	6.22	13	PASS
				full RBs # 0	full RBs # 0	6.66	13	PASS
			MCH	1 # 0	0 # 0	3.94	13	PASS
				partial RBs # 0	0 # 0	4.98	13	PASS
				full RBs # 0	0 # 0	6.11	13	PASS
				full RBs # 0	full RBs # 0	6.63	13	PASS
			HCH	1 # 0	0 # 0	3.84	13	PASS
				partial RBs # 0	0 # 0	4.37	13	PASS
				full RBs	0 # 0	5.71	13	PASS

Test Band(LTE)	Test Mode	Test Bandwidth	Test Channel	PCC Test RB	SCC Test RB	Measured[dBm]	Limit [dBm]	Verdict	
				# 0					
				full RBs # 0	full RBs # 0	6.54	13	PASS	
		20MHz+20MHz	LCH	1 # 0	0 # 0	4.44	13	PASS	
				partial RBs # 0	0 # 0	4.73	13	PASS	
				full RBs # 0	0 # 0	6.06	13	PASS	
				full RBs # 0	full RBs # 0	6.46	13	PASS	
				MCH	1 # 0	0 # 0	4.14	13	PASS
					partial RBs # 0	0 # 0	4.58	13	PASS
					full RBs # 0	0 # 0	6.22	13	PASS
					full RBs # 0	full RBs # 0	6.09	13	PASS
			HCH	1 # 0	0 # 0	3.74	13	PASS	
				partial RBs # 0	0 # 0	4.18	13	PASS	

Test Band(LTE)	Test Mode	Test Bandwidth	Test Channel	PCC Test RB	SCC Test RB	Measured[dBm]	Limit [dBm]	Verdict
				full RBs # 0	0 # 0	5.82	13	PASS
				full RBs # 0	full RBs # 0	6.28	13	PASS
	LTE/TM 2	15MHz+15MHz	LCH	1 # 0	0 # 0	4.76	13	PASS
				partial RBs # 0	0 # 0	5.80	13	PASS
				full RBs # 0	0 # 0	6.57	13	PASS
				full RBs # 0	full RBs # 0	7.39	13	PASS
				1 # 0	0 # 0	4.81	13	PASS
				partial RBs # 0	0 # 0	5.61	13	PASS
				full RBs # 0	0 # 0	6.46	13	PASS
				full RBs # 0	full RBs # 0	7.12	13	PASS
			HCH	1 # 0	0 # 0	4.44	13	PASS
				partial	0 # 0	5.31	13	PASS

Test Band(LTE)	Test Mode	Test Bandwidth	Test Channel	PCC Test RB	SCC Test RB	Measured[dBm]	Limit [dBm]	Verdict
				RBs # 0				
				full RBs # 0	0 # 0	6.79	13	PASS
				full RBs # 0	full RBs # 0	7.12	13	PASS
		20MHz+20MHz	LCH	1 # 0	0 # 0	4.71	13	PASS
				partial RBs # 0	0 # 0	5.62	13	PASS
				full RBs # 0	0 # 0	6.51	13	PASS
				full RBs # 0	full RBs # 0	7.06	13	PASS
			MCH	1 # 0	0 # 0	4.50	13	PASS
				partial RBs # 0	0 # 0	5.02	13	PASS
				full RBs # 0	0 # 0	6.39	13	PASS
				full RBs # 0	full RBs # 0	6.37	13	PASS
		HCH	1 # 0	0 # 0	4.05	13	PASS	

Test Band(LTE)	Test Mode	Test Bandwidth	Test Channel	PCC Test RB	SCC Test RB	Measured[dBm]	Limit [dBm]	Verdict
				partial RBs # 0	0 # 0	5.07	13	PASS
				full RBs # 0	0 # 0	6.21	13	PASS
				full RBs # 0	full RBs # 0	7.36	13	PASS

3Appendix_C: Modulation Characteristics

Part I - Test Plots

3.1 For LTE

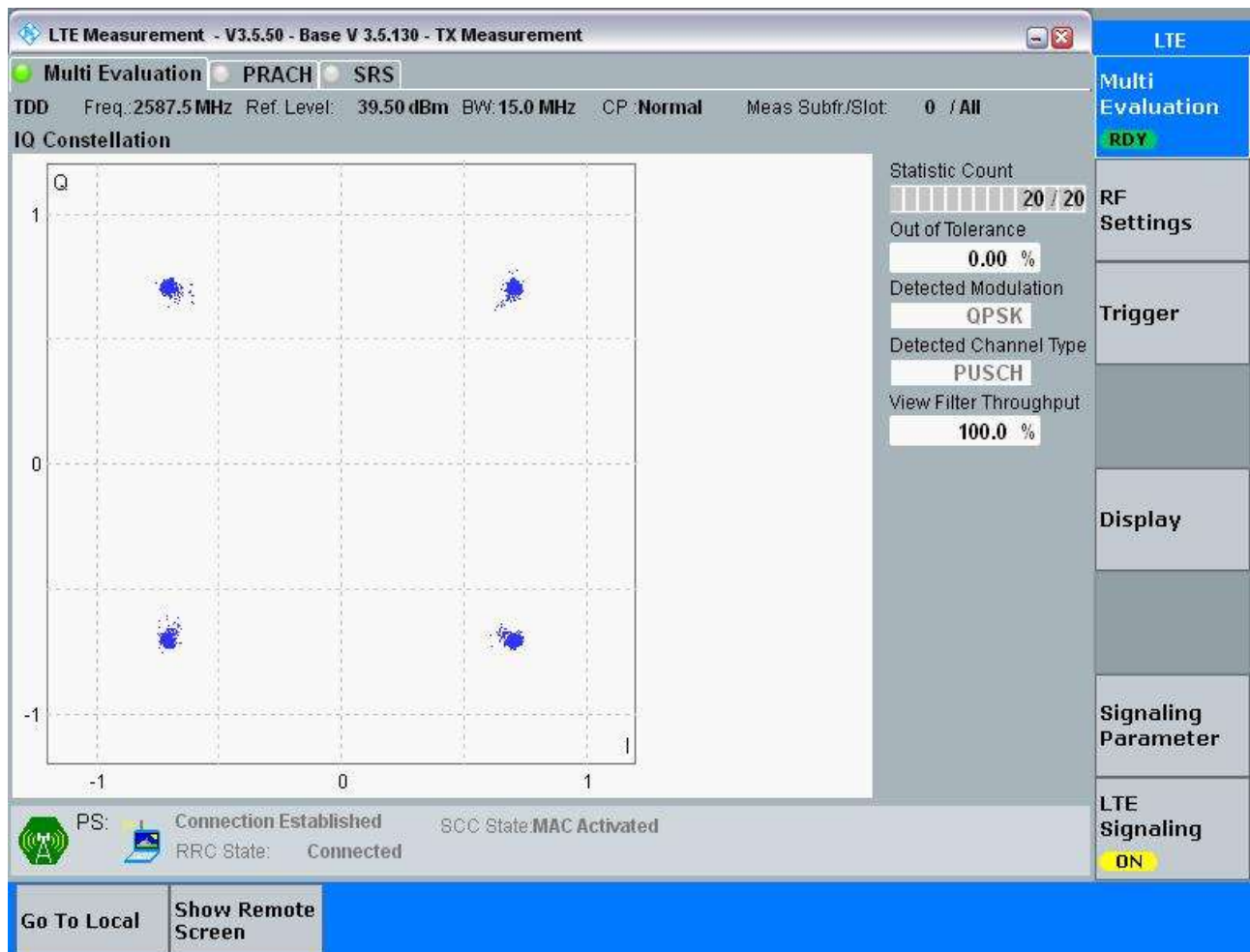
3.1.1 Test Band = CA_41C (2535-2655MHz)

3.1.1.1 Test Mode = LTE/TM1

3.1.1.1.1 Test Bandwidth = 15MHz+15MHz

3.1.1.1.1.1 Test Channel = MCH

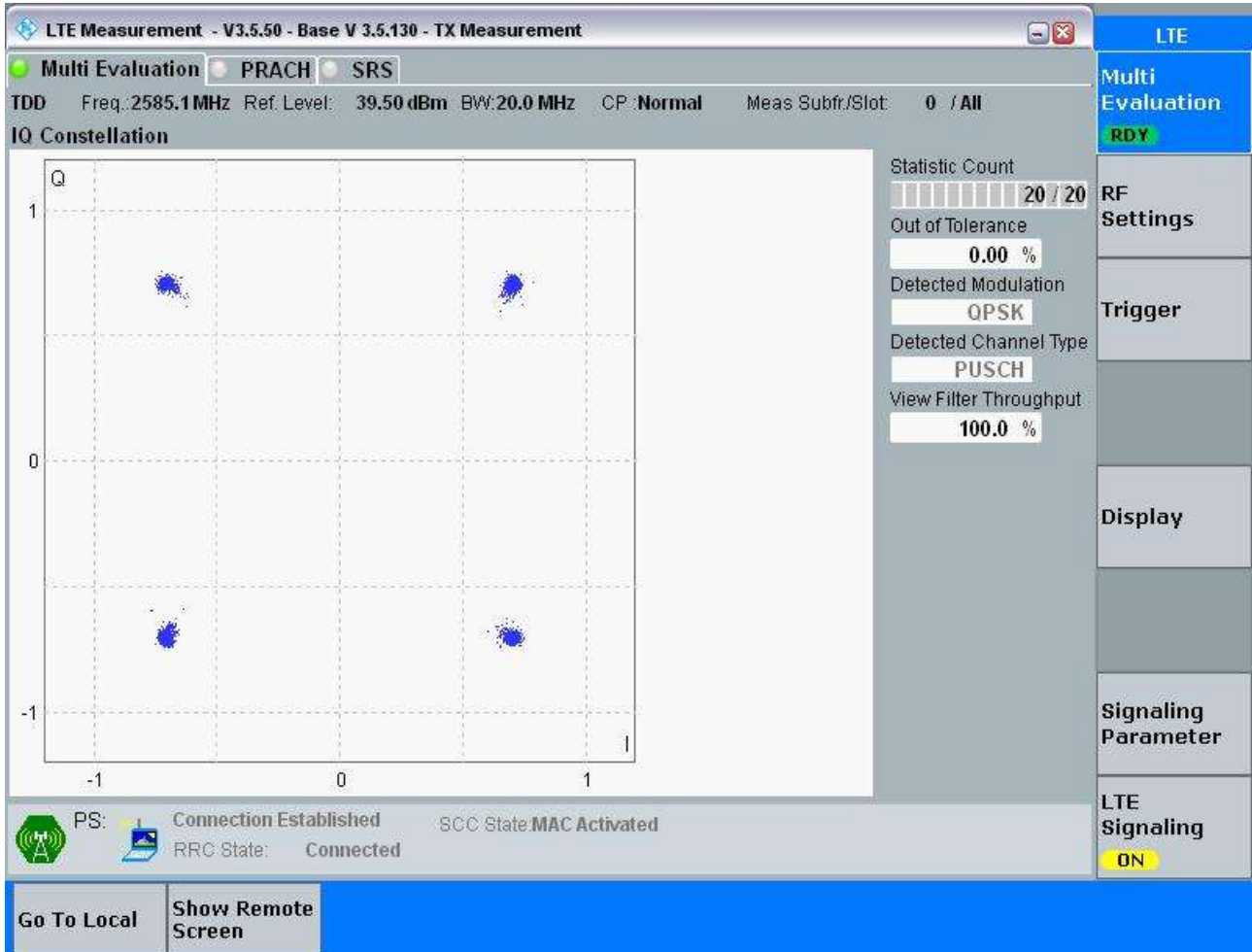
3.1.1.1.1.1.1 PCC Test RB = full RBs & SCC Test RB = full RBs



3.1.1.1.2 Test Bandwidth = 20MHz+20MHz

3.1.1.1.2.1 Test Channel = MCH

3.1.1.1.2.1.1 PCC Test RB = full RBs & SCC Test RB = full RBs

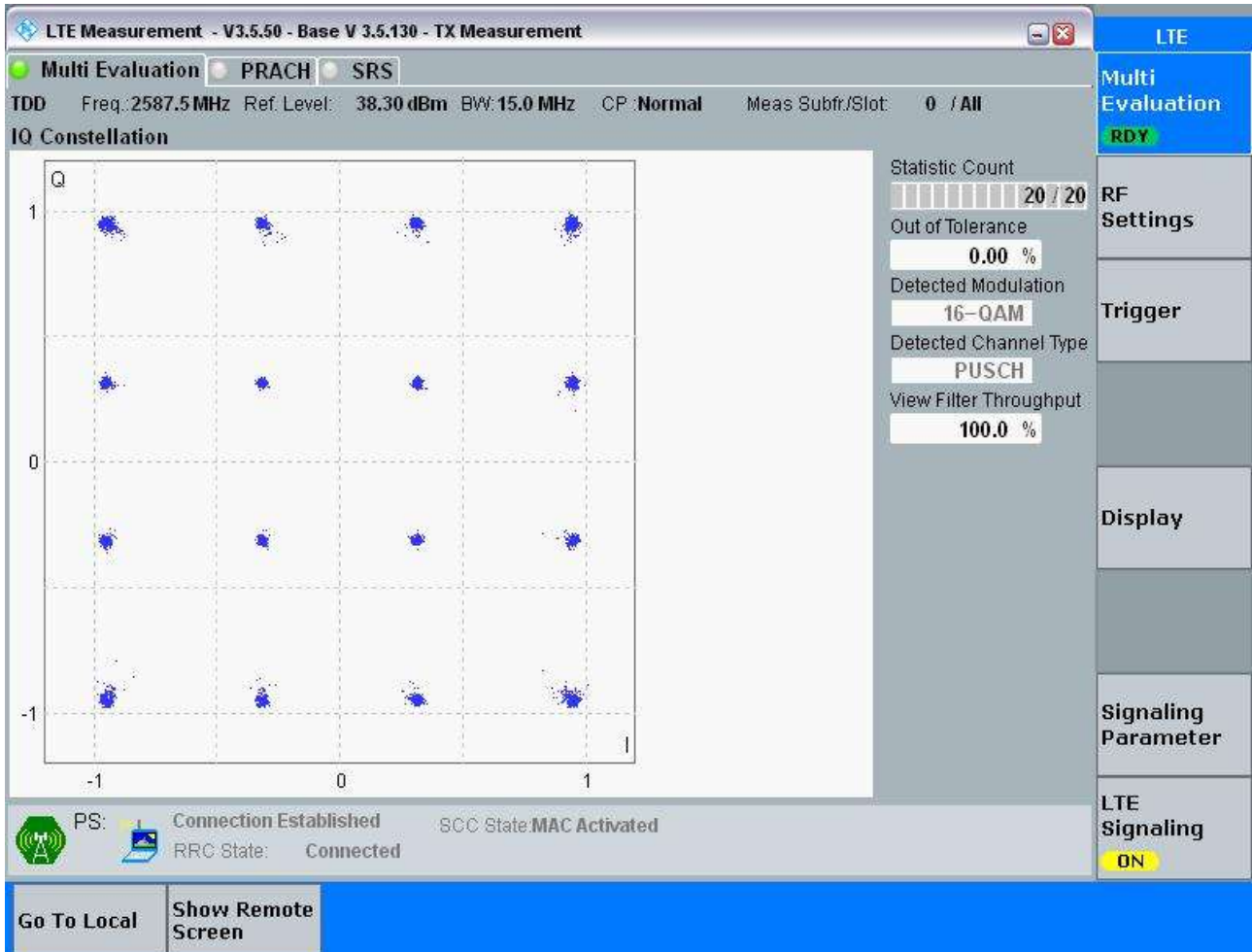


3.1.1.2 Test Mode = LTE/TM2

3.1.1.2.1 Test Bandwidth = 15MHz+15MHz

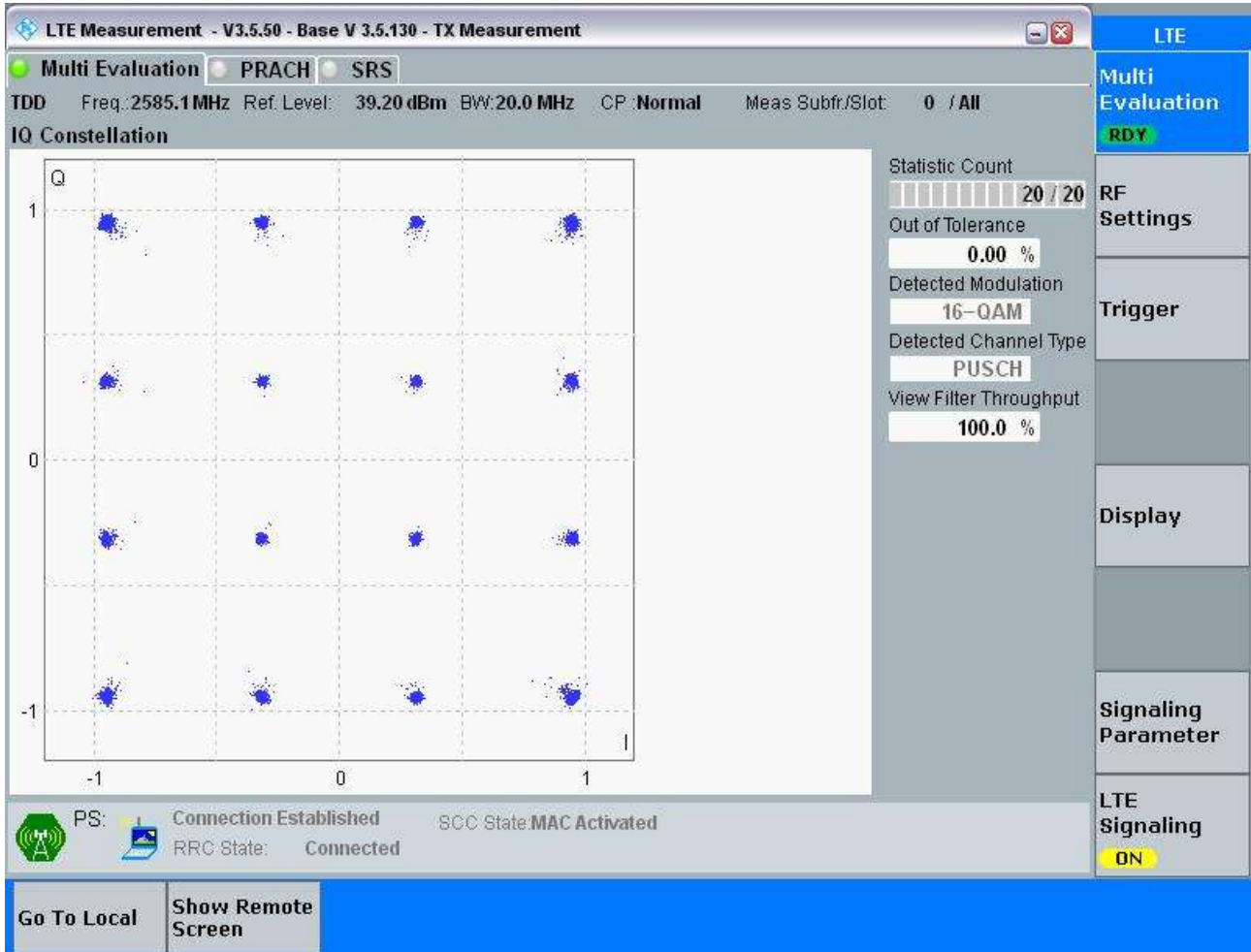
3.1.1.2.1.1 Test Channel = MCH

3.1.1.2.1.1.1 PCC Test RB = full RBs & SCC Test RB = full RBs



3.1.1.2.2 Test Bandwidth = 20MHz+20MHz

3.1.1.2.2.1.1 PCC Test RB = full RBs & SCC Test RB = full RBs



4Appendix_D: Bandwidth

Part I - Test Results

Test Band(LTE)	Test Mode	Test Band width	Test Chann el	PCC Test RB	SCC Test RB	Occupied Bandwidth [MHz]	Emission Bandwidth [MHz]	Verdict
CA_41C(2535-2655MHz)	LTE/TM1	15MHz+15MHz	LCH	full RBs #0	full RBs #0	28.92	31.13	PASS
			MCH	full RBs #0	full RBs #0	28.95	31.51	PASS
			HCH	full RBs #0	full RBs #0	29.05	31.41	PASS
		20MHz+20MHz	LCH	full RBs #0	full RBs #0	38.55	41.36	PASS
			MCH	full RBs #0	full RBs #0	38.55	41.42	PASS
			HCH	full RBs #0	full RBs #0	38.43	41.34	PASS
	LTE/TM2	15MHz+15MHz	LCH	full RBs #0	full RBs #0	28.96	31.18	PASS
			MCH	full RBs #0	full RBs #0	29.00	31.32	PASS



Test Band(LTE)	Test Mode	Test Band width	Test Channel	PCC Test RB	SCC Test RB	Occupied Bandwidth [MHz]	Emission Bandwidth [MHz]	Verdict
			HCH	full RBs # 0	full RBs # 0	28.91	31.24	PASS
		20MHz +20MHz	LCH	full RBs # 0	full RBs # 0	38.50	41.40	PASS
			MCH	full RBs # 0	full RBs # 0	38.65	42.41	PASS
			HCH	full RBs # 0	full RBs # 0	38.41	41.22	PASS

Part II - Test Plots

4.1 For LTE

4.1.1 Test Band = CA_41C (2535-2655MHz)

4.1.1.1 Test Mode = LTE/TM1

4.1.1.1.1 Test Bandwidth = 15MHz+15MHz

4.1.1.1.1.1 Test Channel = LCH

4.1.1.1.1.1.1 PCC Test RB = full RBs & SCC Test RB = full RBs



4.1.1.1.1.2 Test Channel = MCH

4.1.1.1.1.2.1 PCC Test RB = full RBs & SCC Test RB = full RBs



4.1.1.1.1.3 Test Channel = HCH

4.1.1.1.1.3.1 PCC Test RB = full RBs & SCC Test RB = full RBs



4.1.1.1.2 Test Bandwidth = 20MHz+20MHz

4.1.1.1.2.1 Test Channel = LCH

4.1.1.1.2.1.1 PCC Test RB = full RBs & SCC Test RB = full RBs



4.1.1.1.2.2 Test Channel = MCH

4.1.1.1.2.2.1 PCC Test RB = full RBs & SCC Test RB = full RBs



4.1.1.1.2.3 Test Channel = HCH

4.1.1.1.2.3.1 PCC Test RB = full RBs & SCC Test RB = full RBs



4.1.1.1 Test Mode = LTE/TM2

4.1.1.1.1 Test Bandwidth = 15MHz+15MHz

4.1.1.1.1.1 Test Channel = LCH

4.1.1.1.1.1.1 PCC Test RB = full RBs & SCC Test RB = full RBs



4.1.1.1.1.2 Test Channel = MCH

4.1.1.1.1.2.1 PCC Test RB = full RBs & SCC Test RB = full RBs



4.1.1.1.1.3 Test Channel = HCH

4.1.1.1.1.3.1 PCC Test RB = full RBs & SCC Test RB = full RBs



4.1.1.1.2 Test Bandwidth = 20MHz+20MHz

4.1.1.1.2.1 Test Channel = LCH

4.1.1.1.2.1.1 PCC Test RB = full RBs & SCC Test RB = full RBs



4.1.1.1.2.2 Test Channel = MCH

4.1.1.1.2.2.1 PCC Test RB = full RBs & SCC Test RB = full RBs



4.1.1.1.2.3 Test Channel = HCH

4.1.1.1.2.3.1 PCC Test RB = full RBs & SCC Test RB = full RBs



5Appendix_E: Band Edges Compliance

Part I - Test Plots

5.1 For LTE

5.1.1 Test Band = CA_41C (2535-2655MHz)

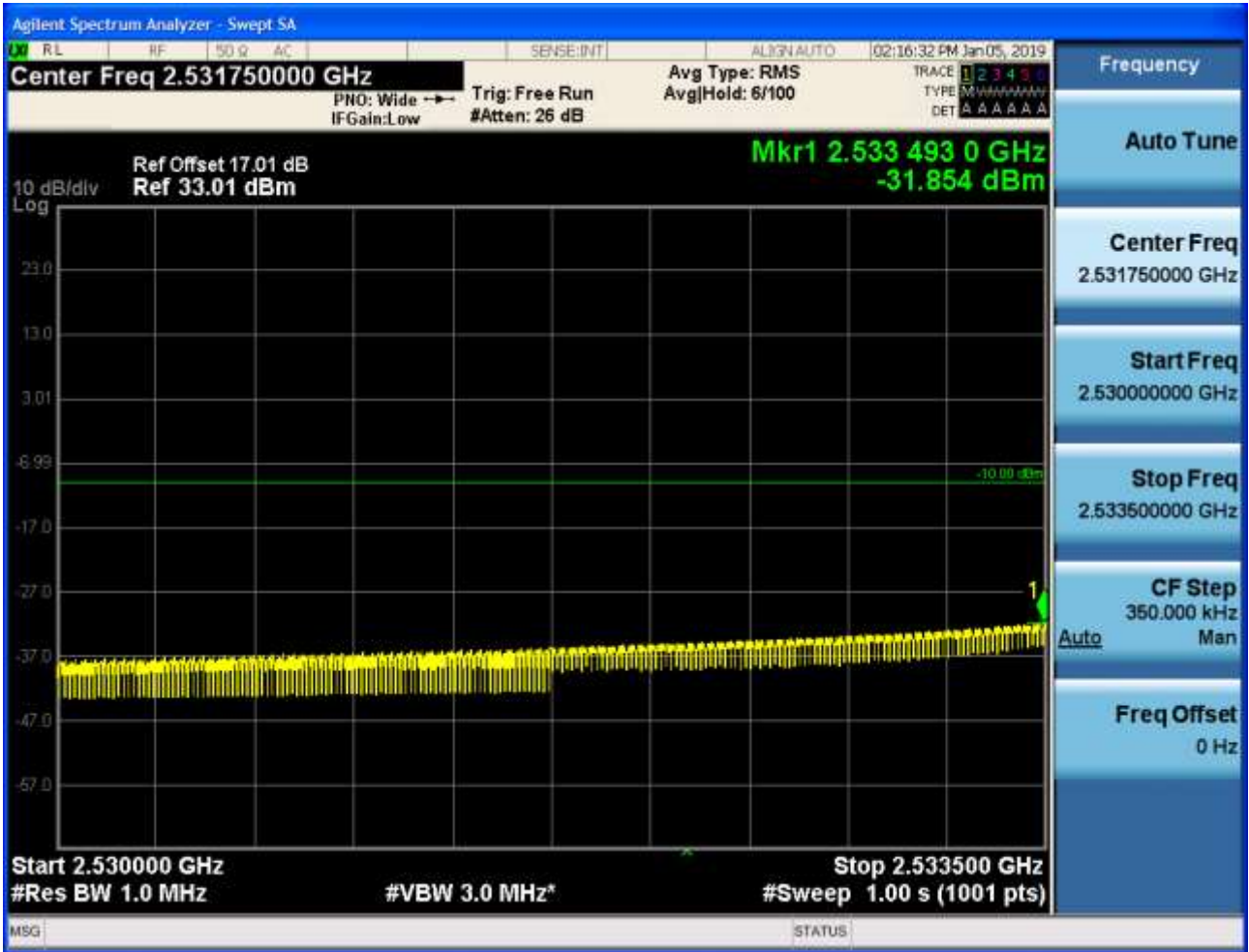
5.1.1.1 Test Mode = LTE/TM1

5.1.1.1.1 Test Bandwidth = 15MHz+15MHz

5.1.1.1.1.1 Test Channel = LCH

5.1.1.1.1.1 PCC Test RB = 1 # 0 & SCC Test RB = 0

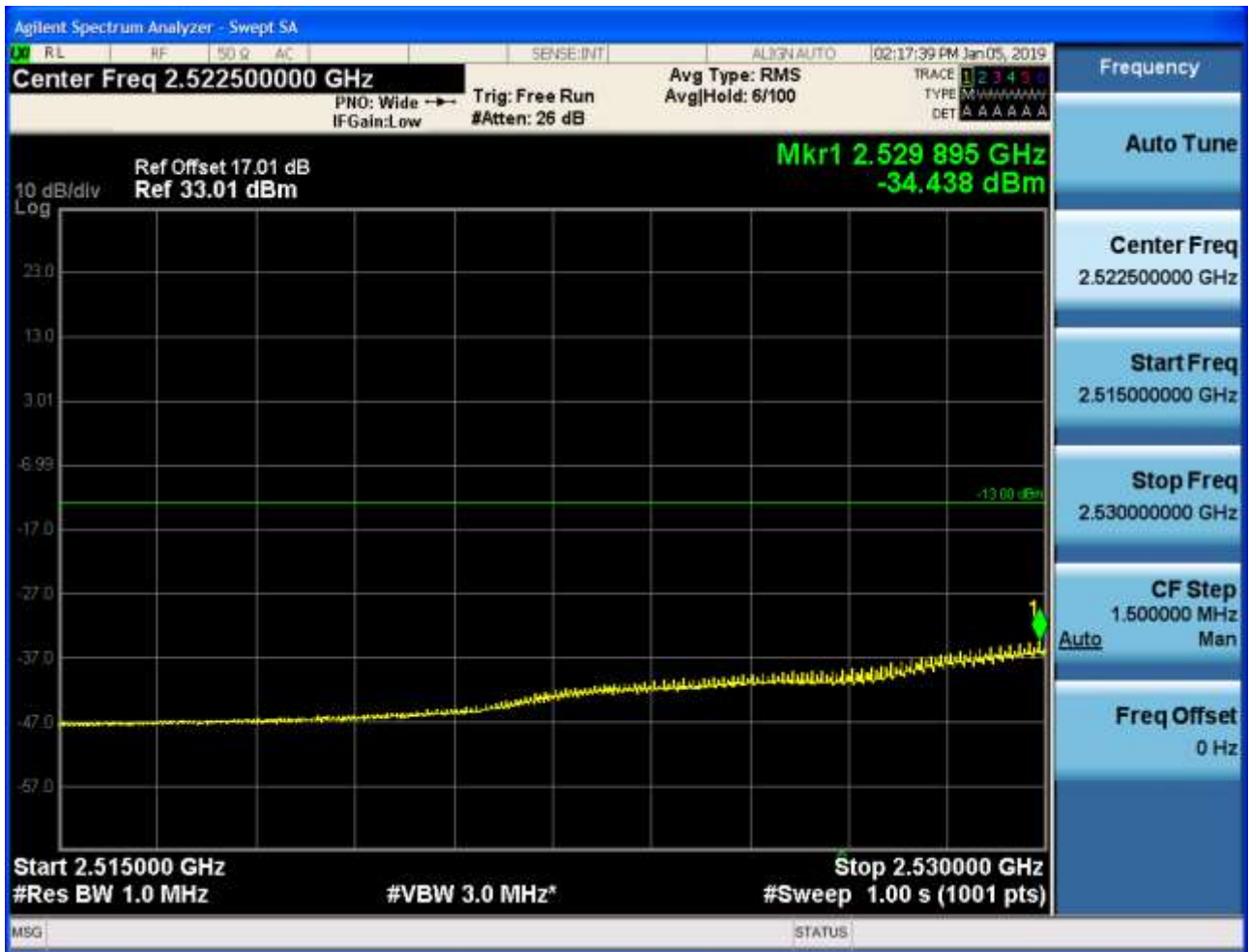


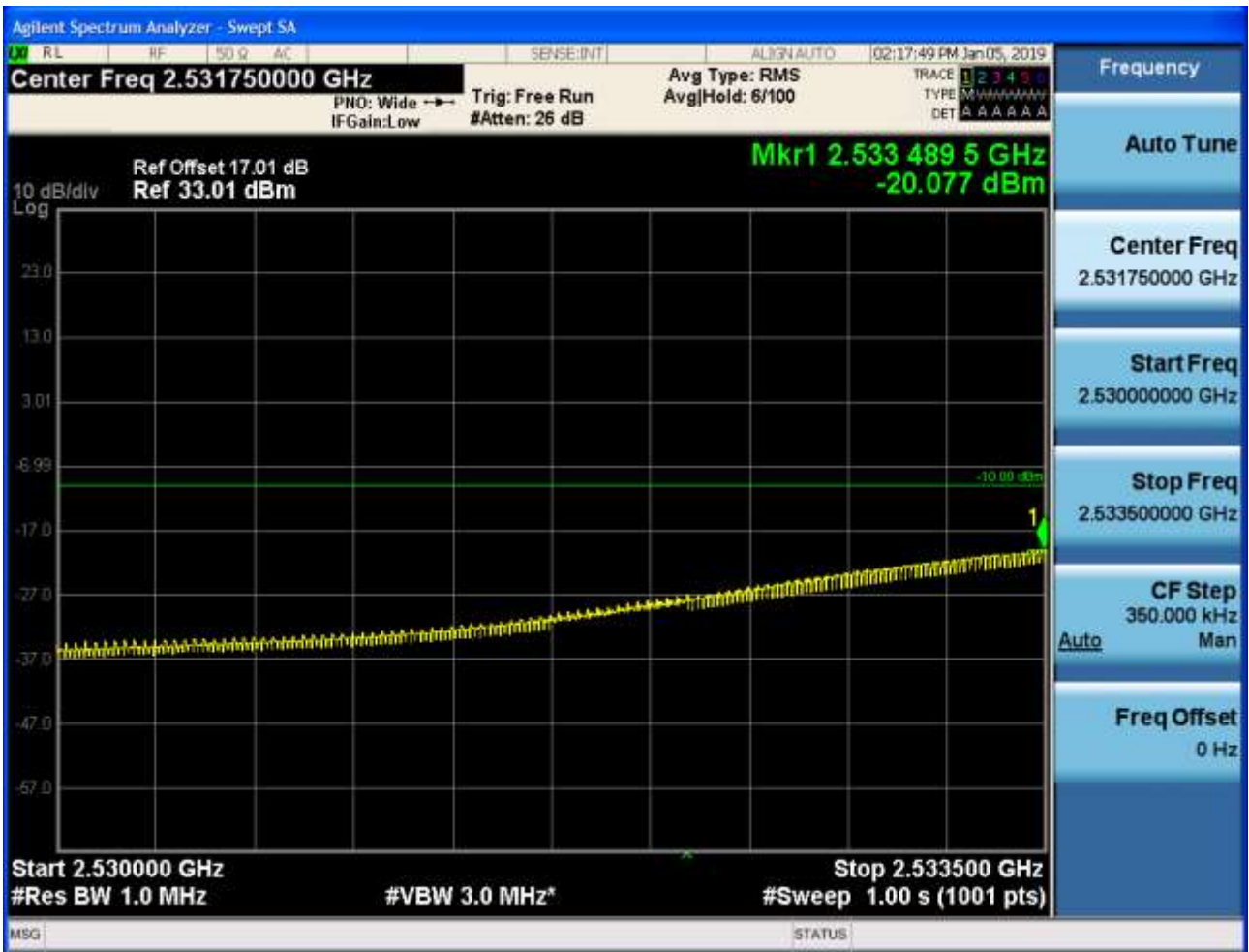






5.1.1.1.1.2 PCC Test RB = partial RBs #0 & SCC Test RB = 0



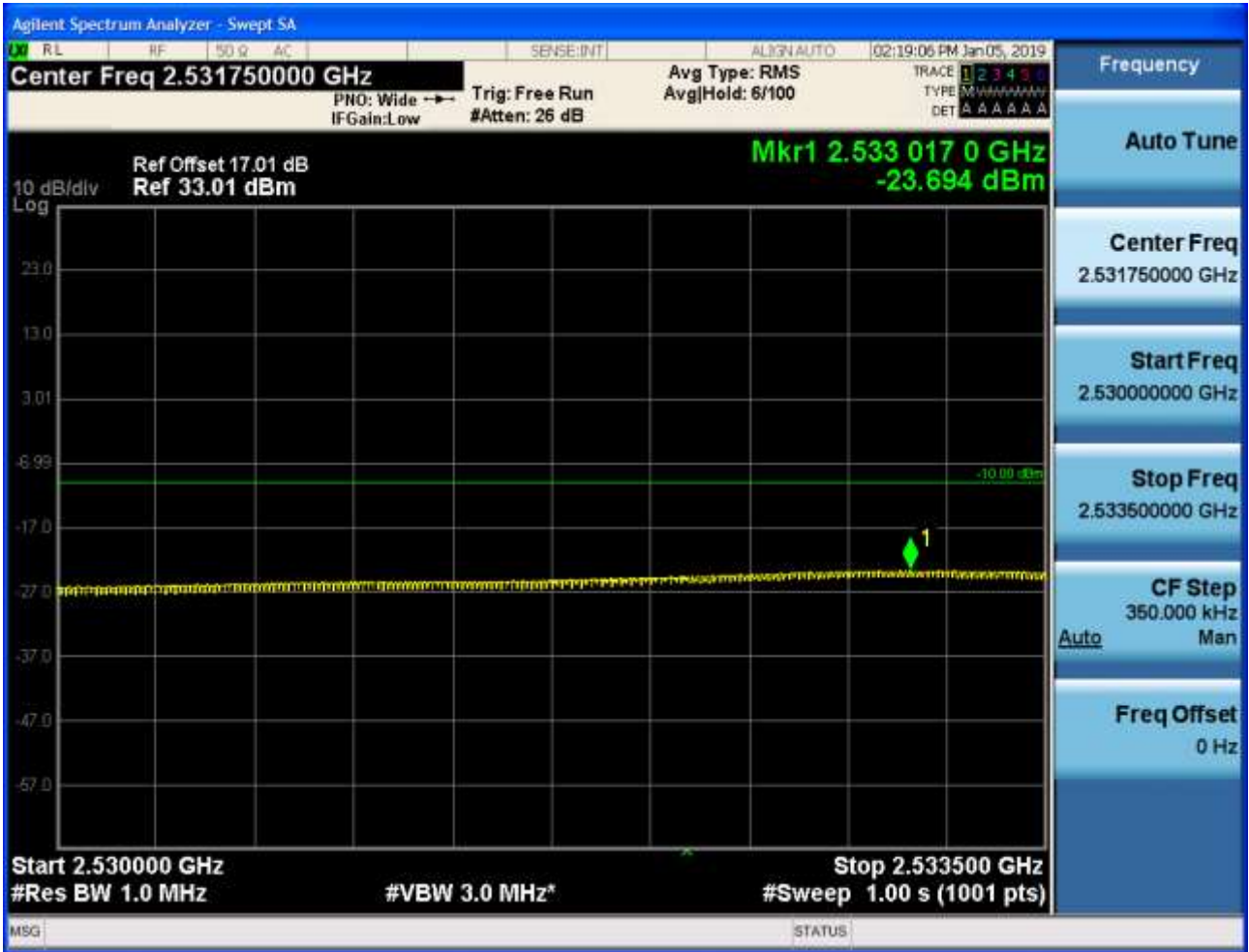






5.1.1.1.1.3 PCC Test RB = full RBs & SCC Test RB = 0

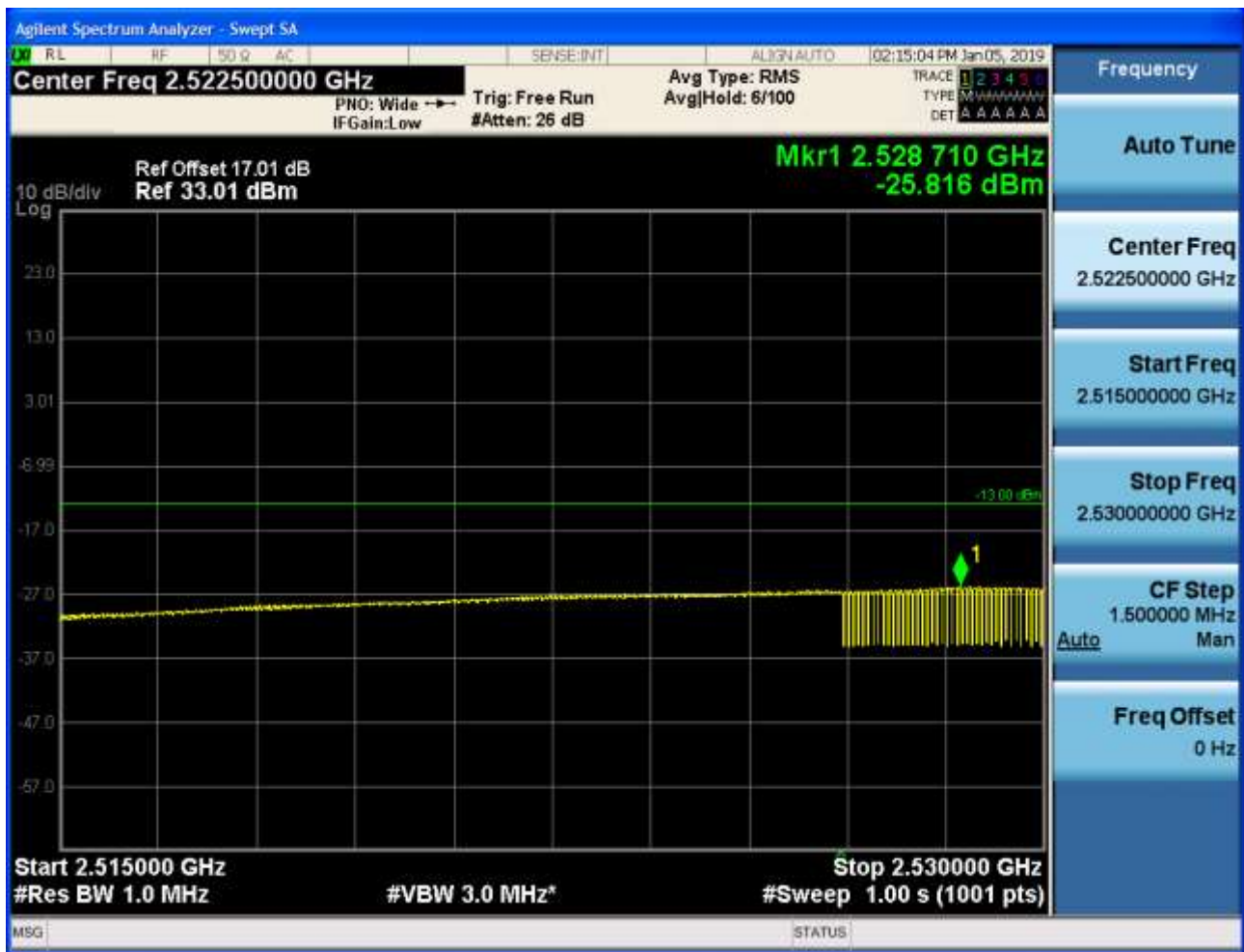








5.1.1.1.1.4 PCC Test RB = full RBs & SCC Test RB = full RBs



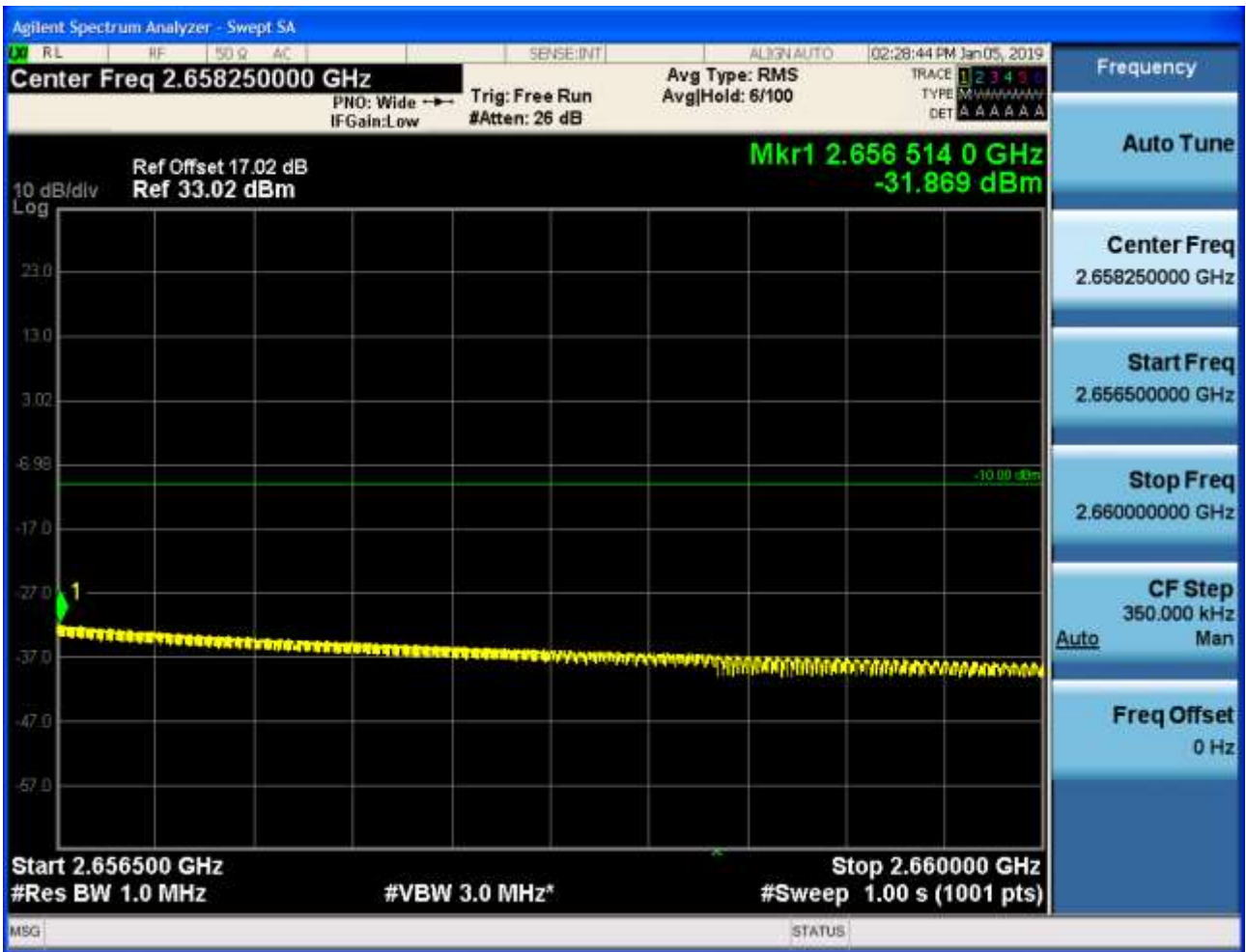


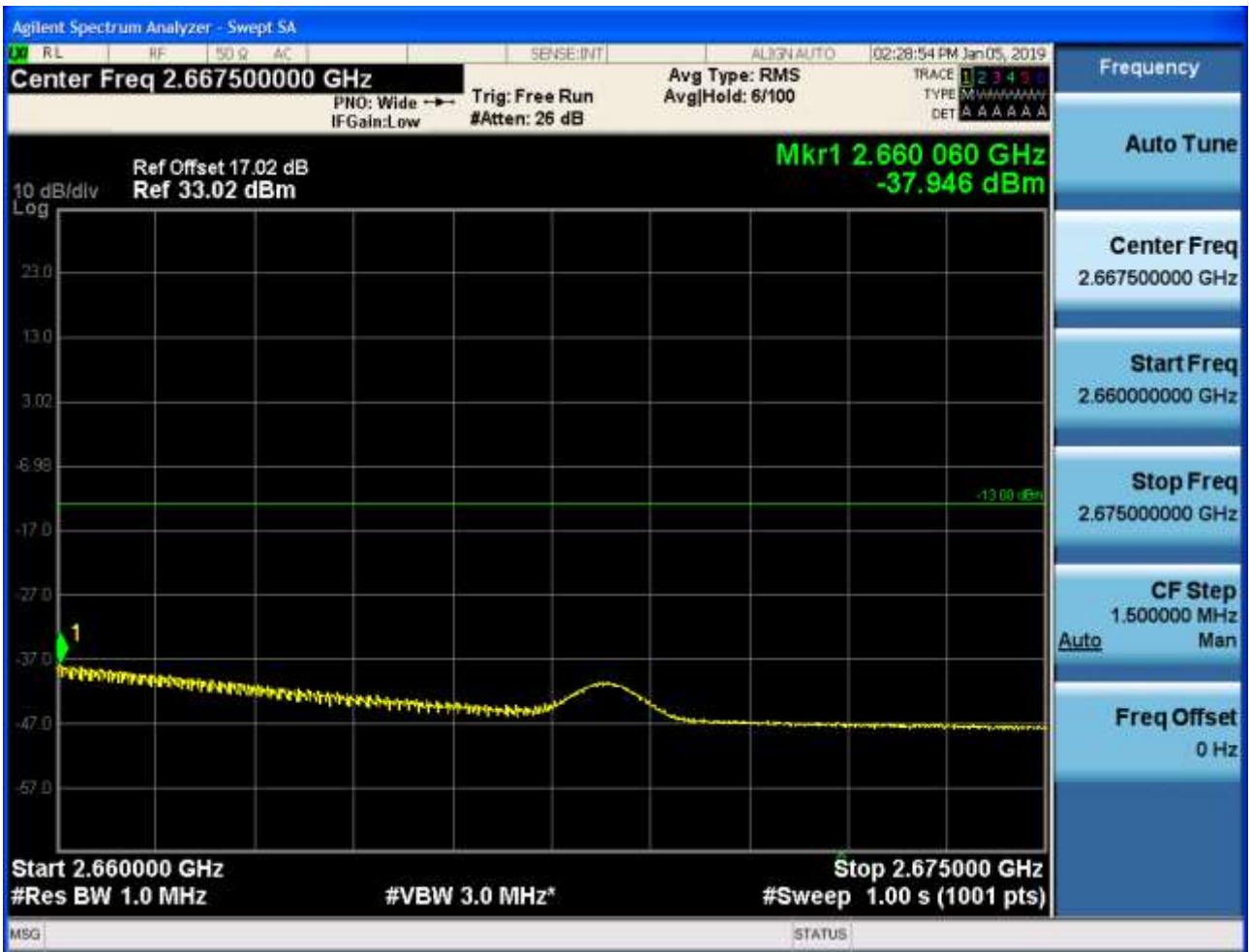


5.1.1.1.1.2 Test Channel = HCH

5.1.1.1.1.2.1 PCC Test RB = 0 & SCC Test RB = 1 # max







5.1.1.1.1.2.2 PCC Test RB = 0 & SCC Test RB = partial RBs #max







5.1.1.1.1.2.3 PCC Test RB = 0 & SCC Test RB = full RBs

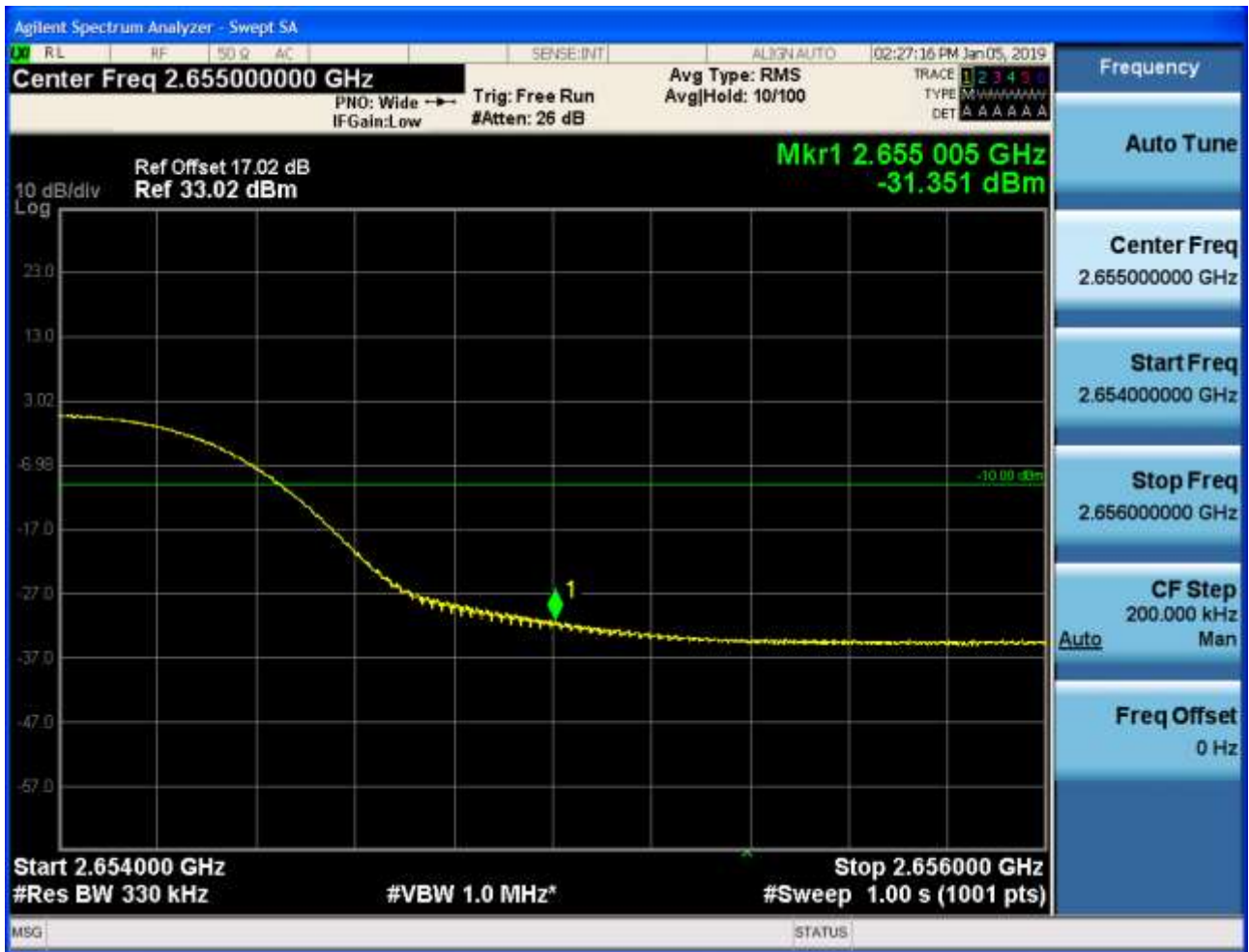




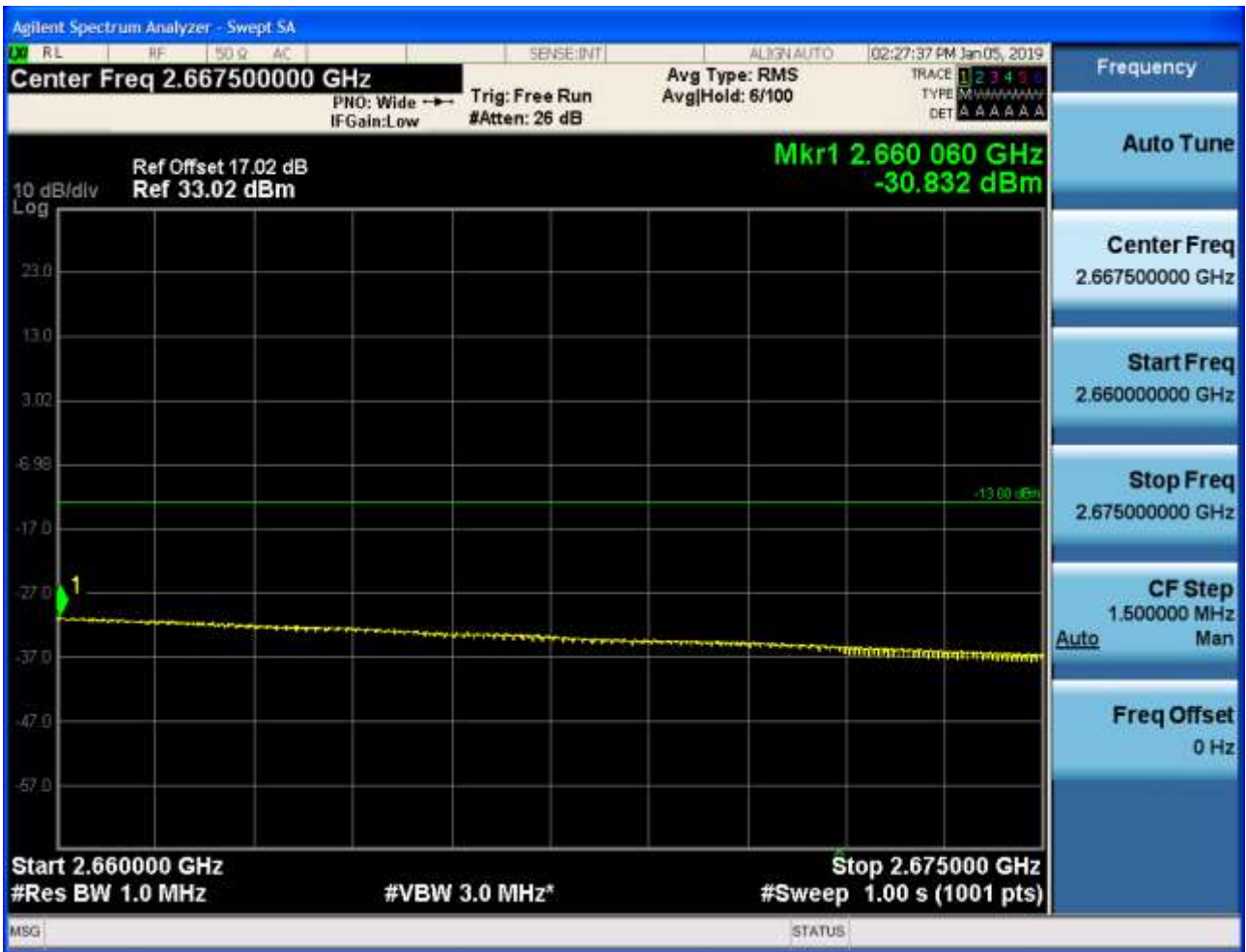




5.1.1.1.2.4 PCC Test RB = full RBs & SCC Test RB = full RBs





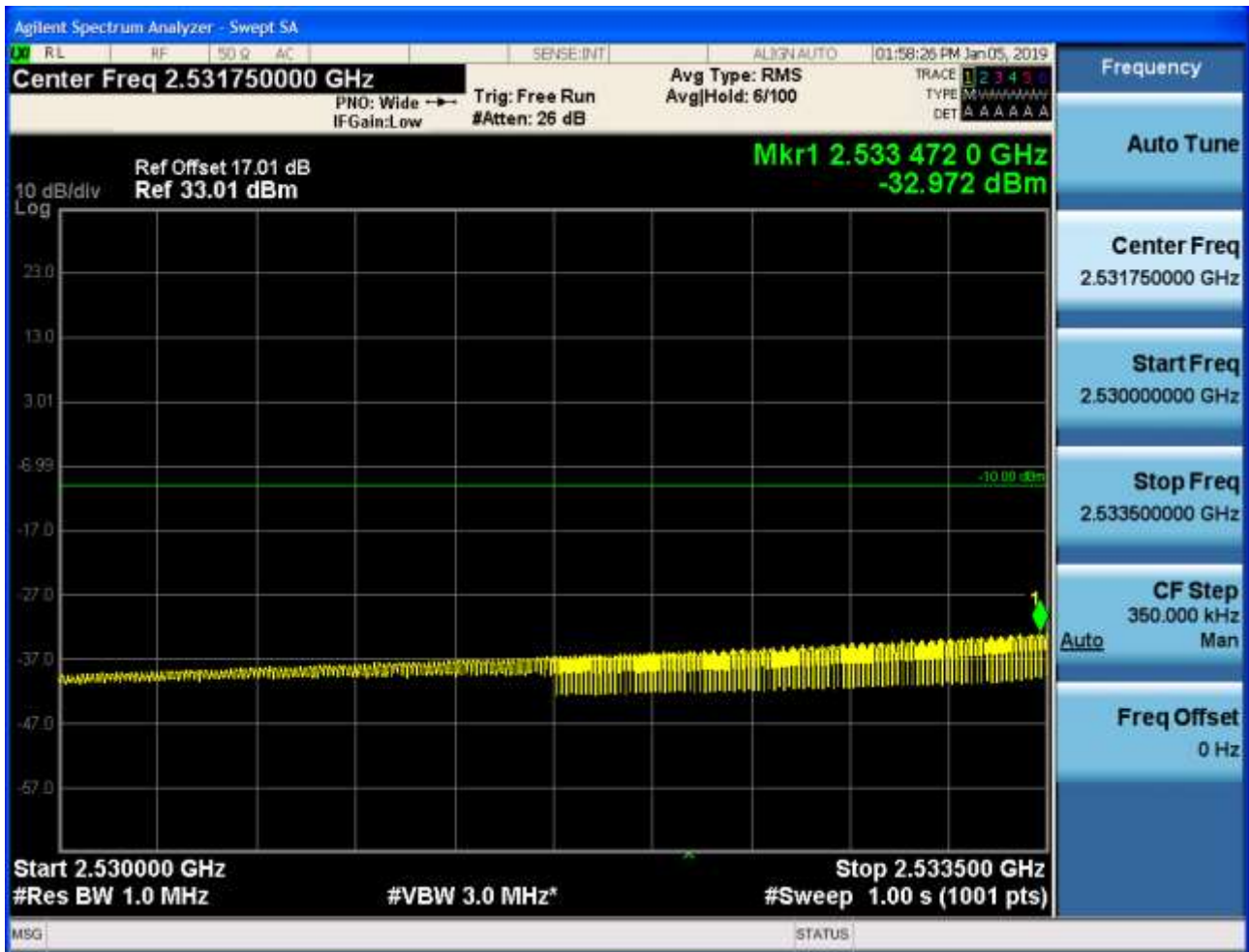


5.1.1.1.2 Test Bandwidth = 20MHz+20MHz

5.1.1.1.2.1 Test Channel = LCH

5.1.1.1.2.1.1 PCC Test RB = 1 # 0 & SCC Test RB = 0

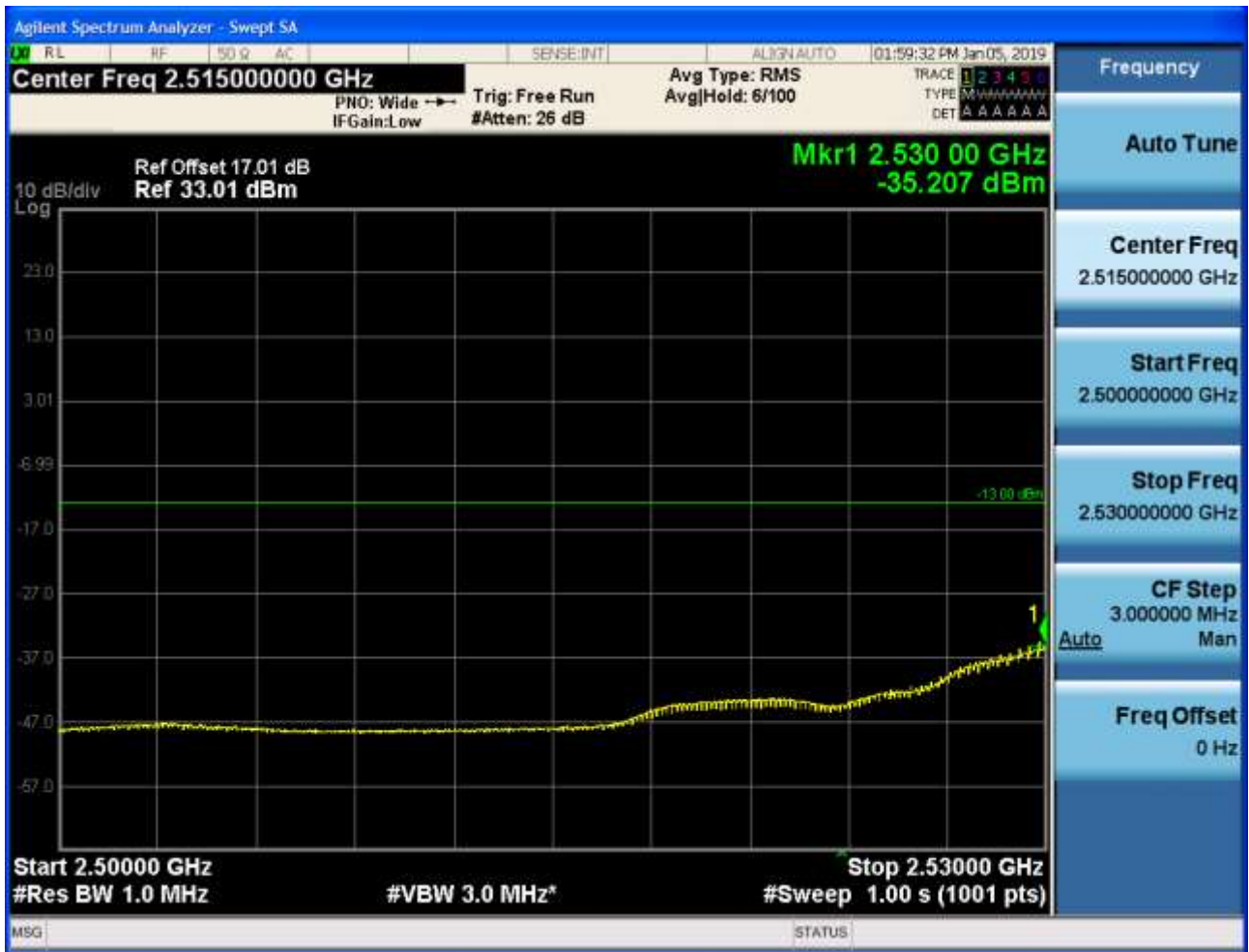


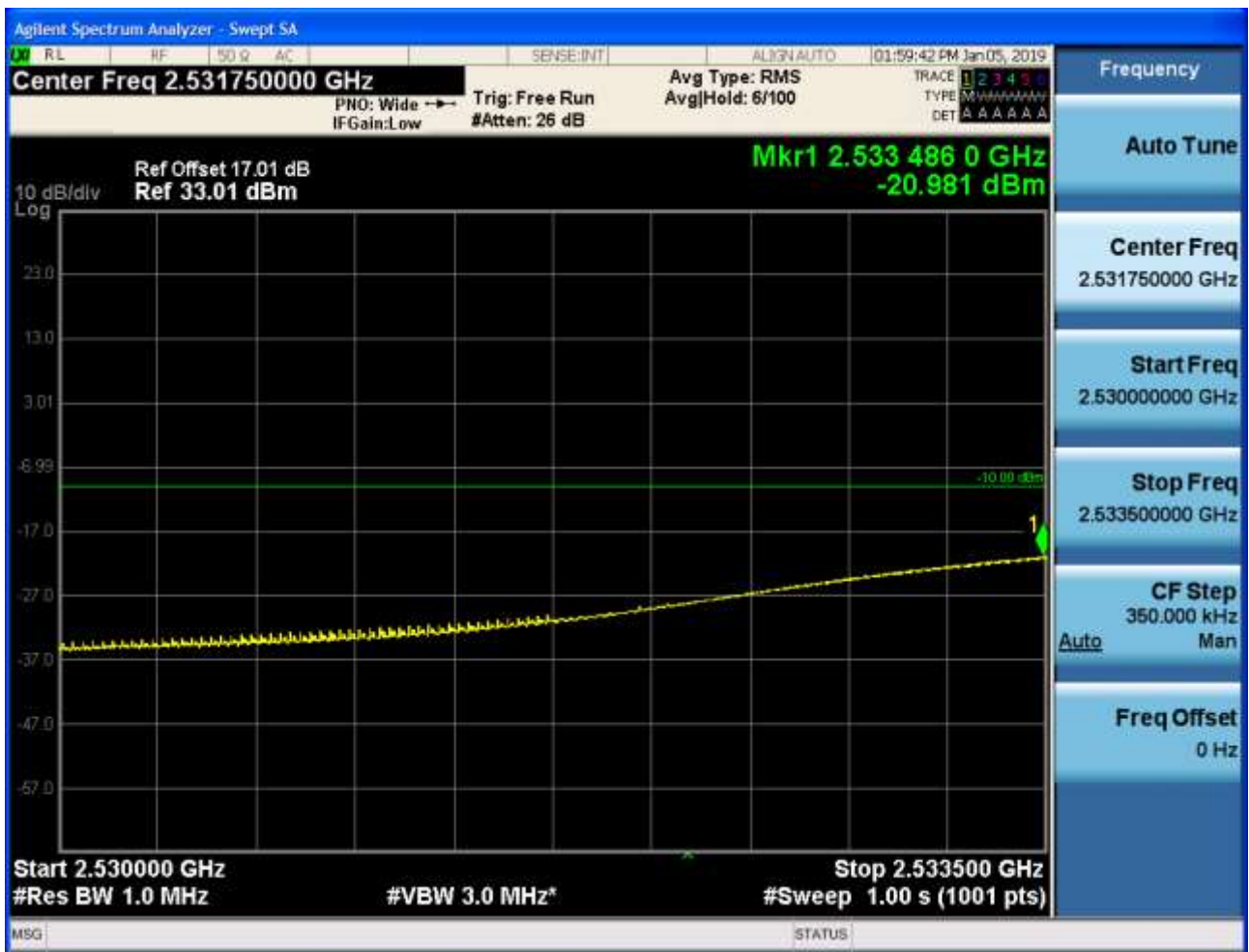






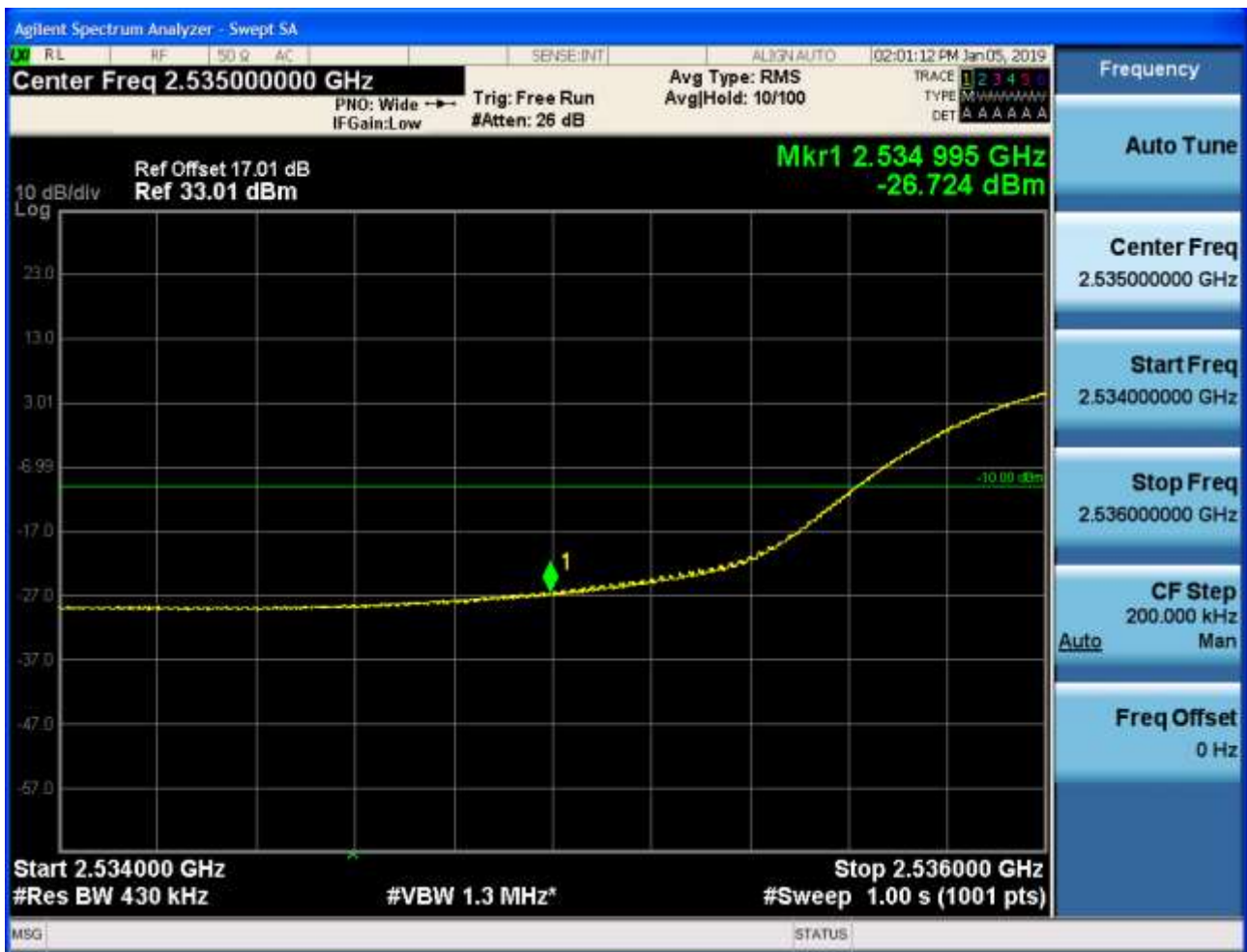
5.1.1.1.2.1.2 PCC Test RB = partial RBs #0 & SCC Test RB = 0











5.1.1.1.2.1.4 PCC Test RB = full RBs & SCC Test RB = full RBs





5.1.1.1.2.2 Test Channel = HCH

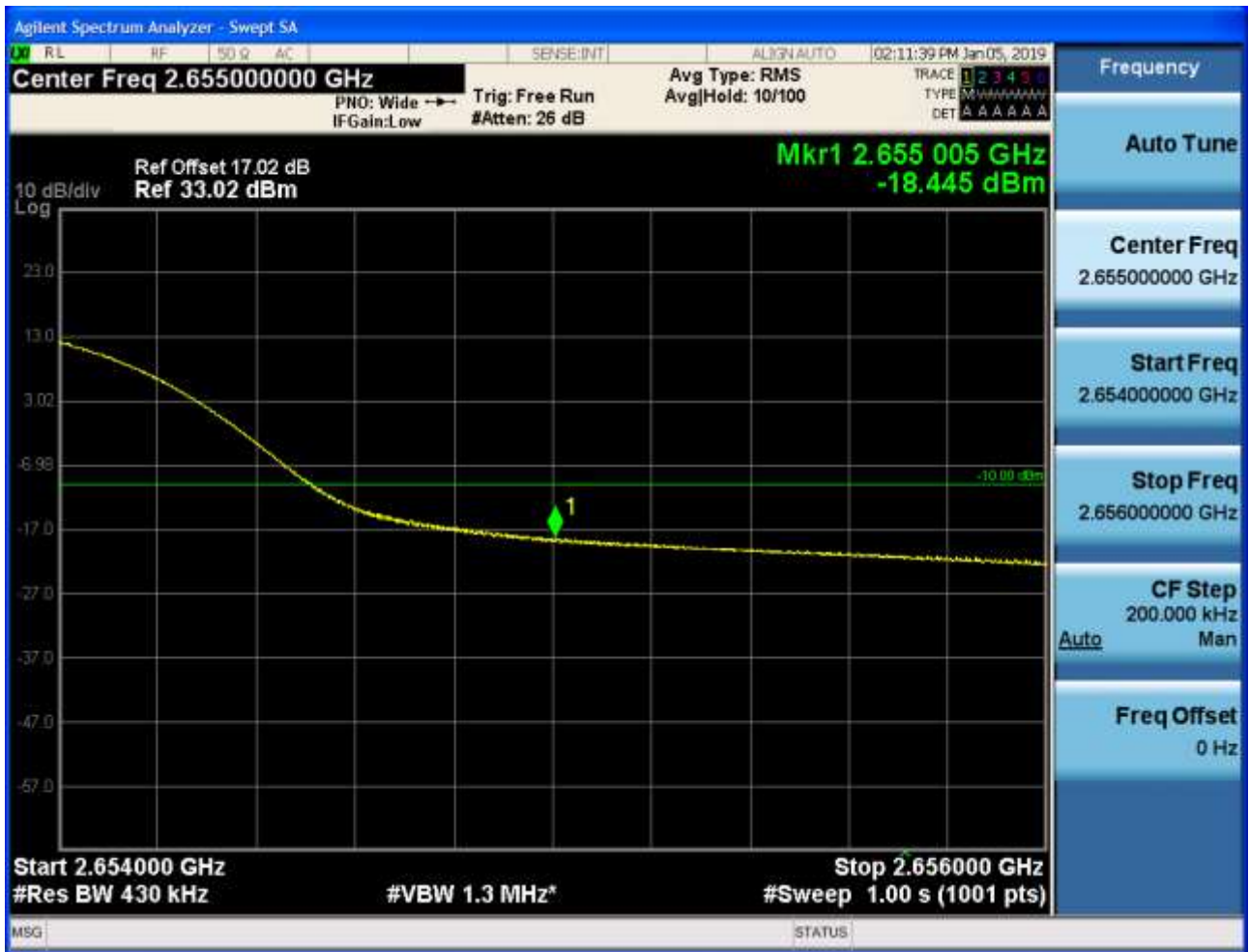
5.1.1.1.2.2.1 PCC Test RB = 0 & SCC Test RB = 1 # max

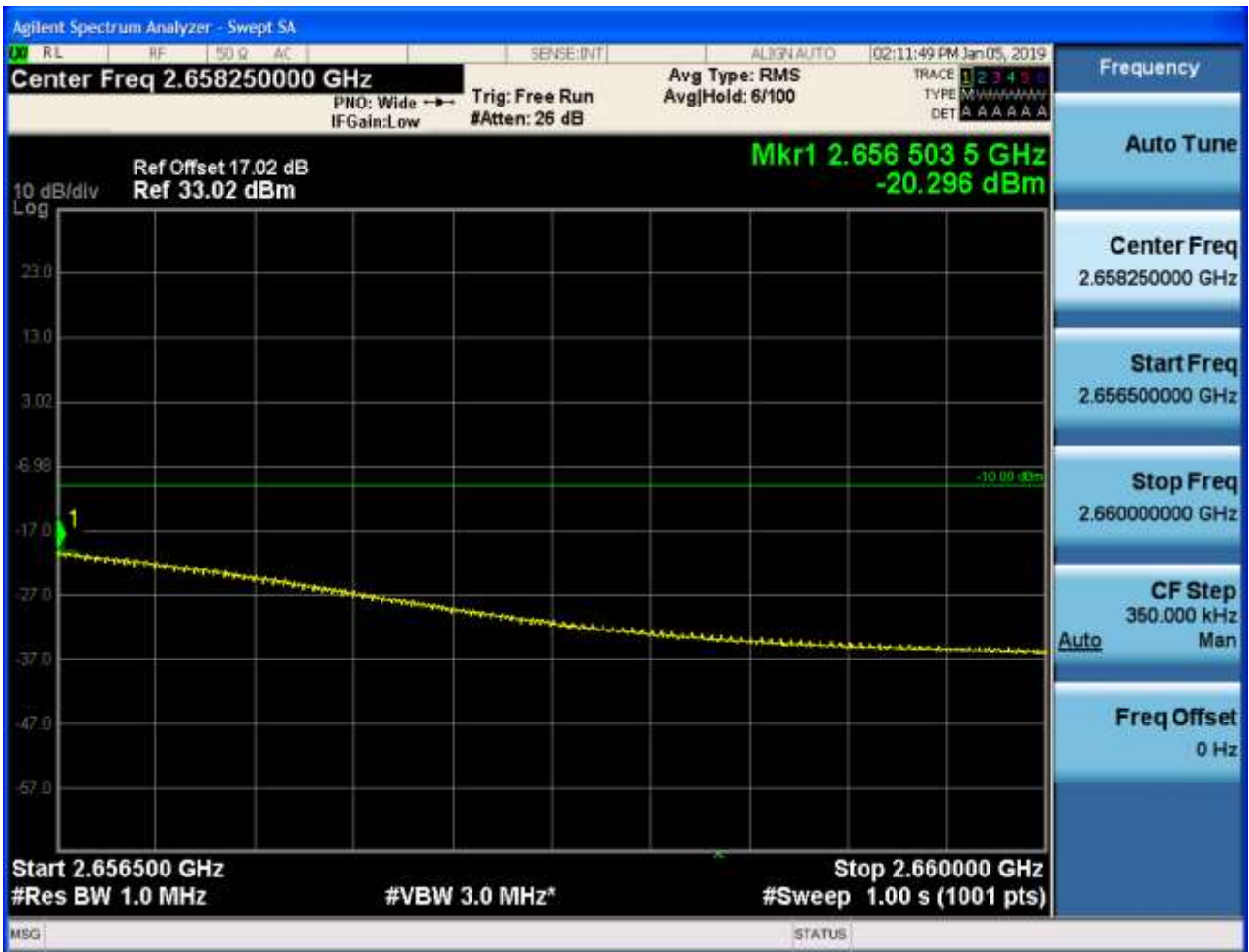






5.1.1.1.2.2.2 PCC Test RB = 0 & SCC Test RB = partial RBs #max



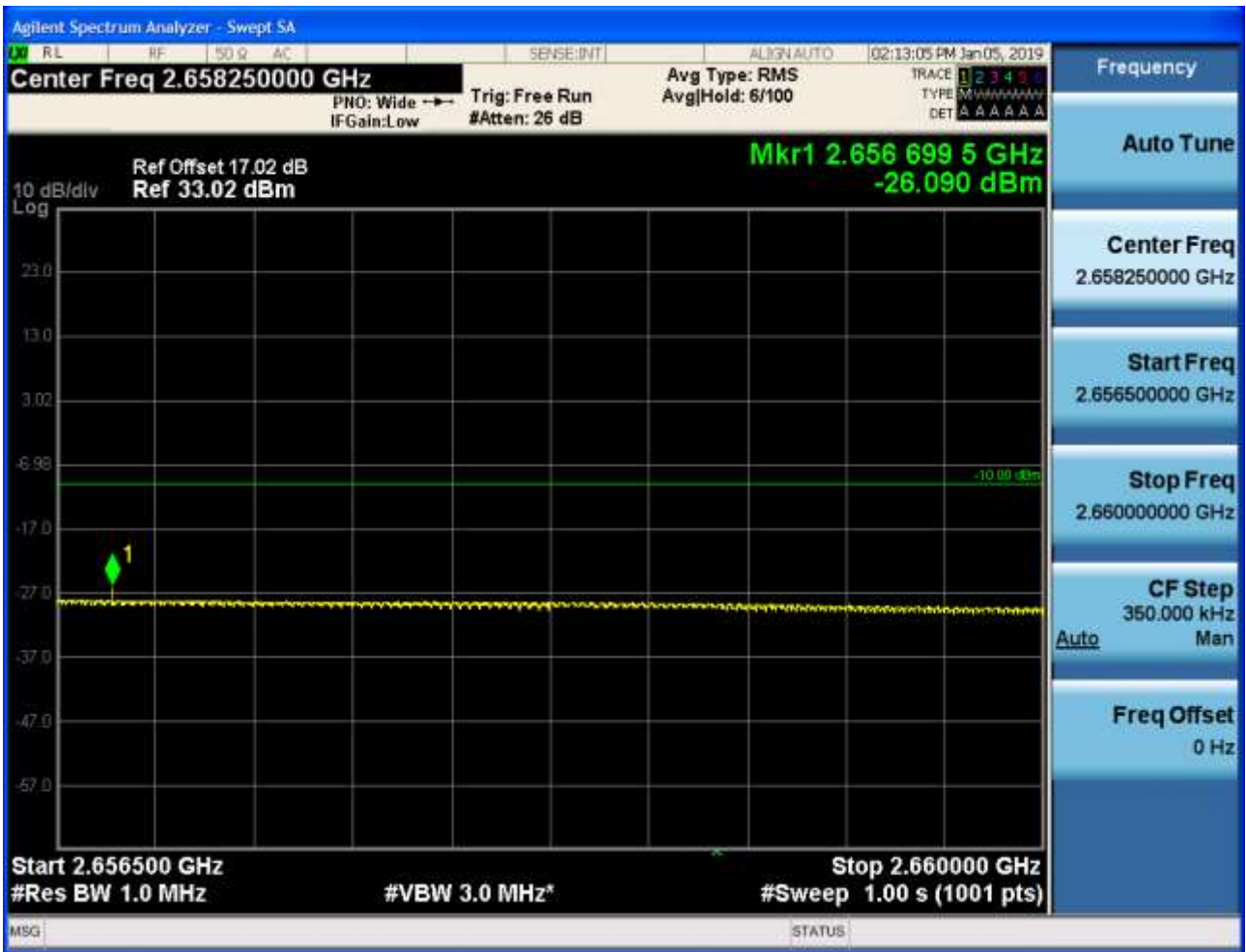


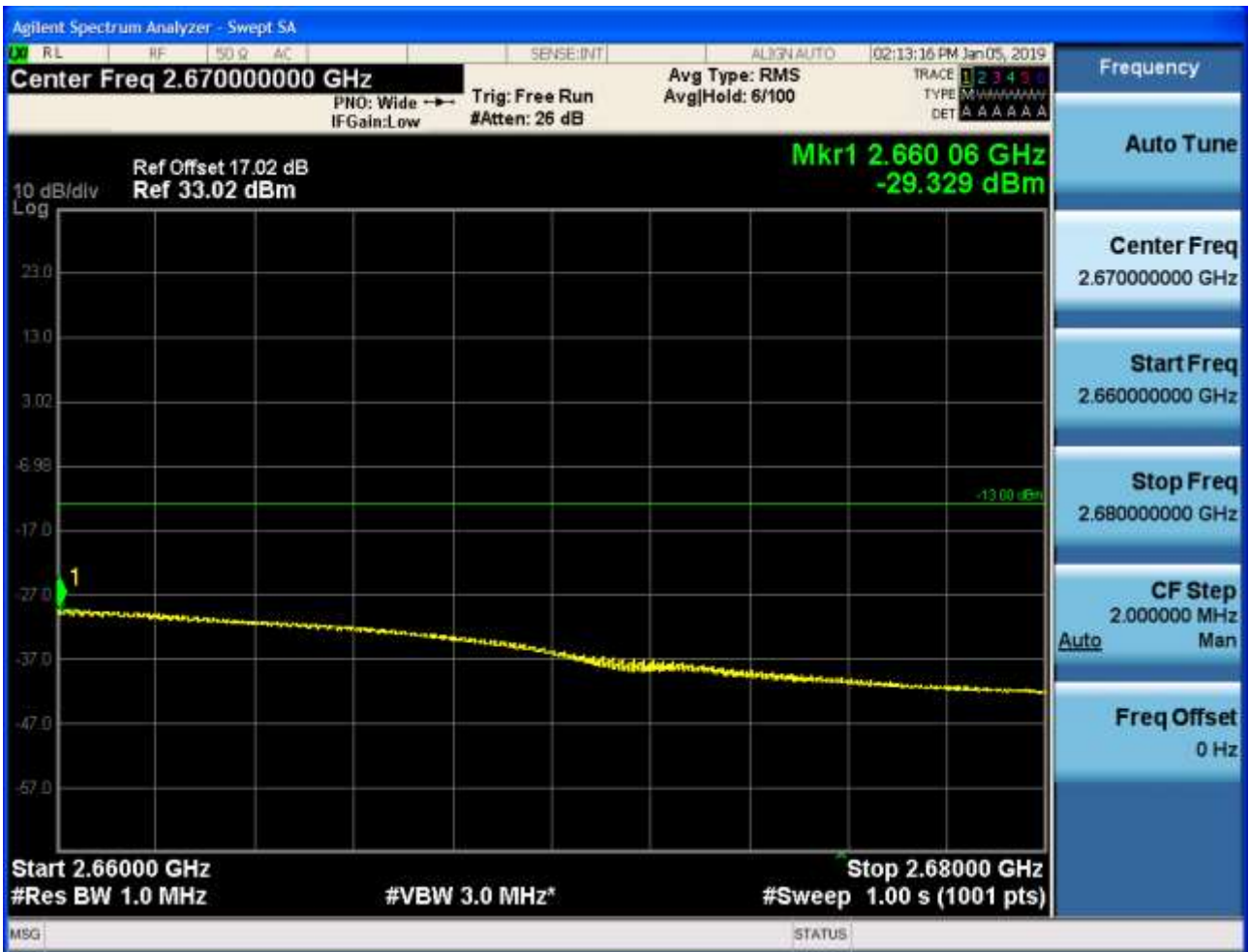




5.1.1.1.2.2.3 PCC Test RB = 0 & SCC Test RB = full RBs

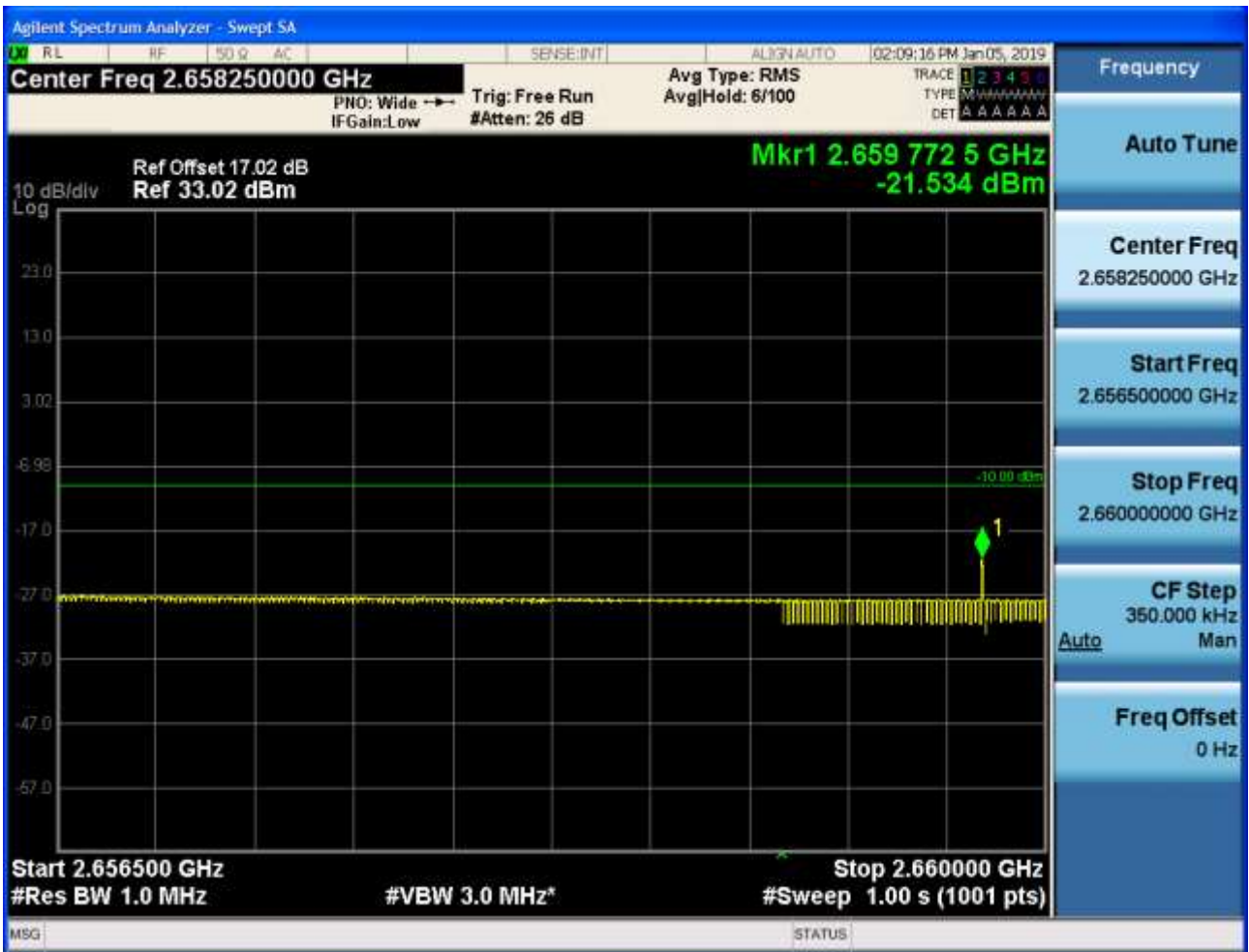


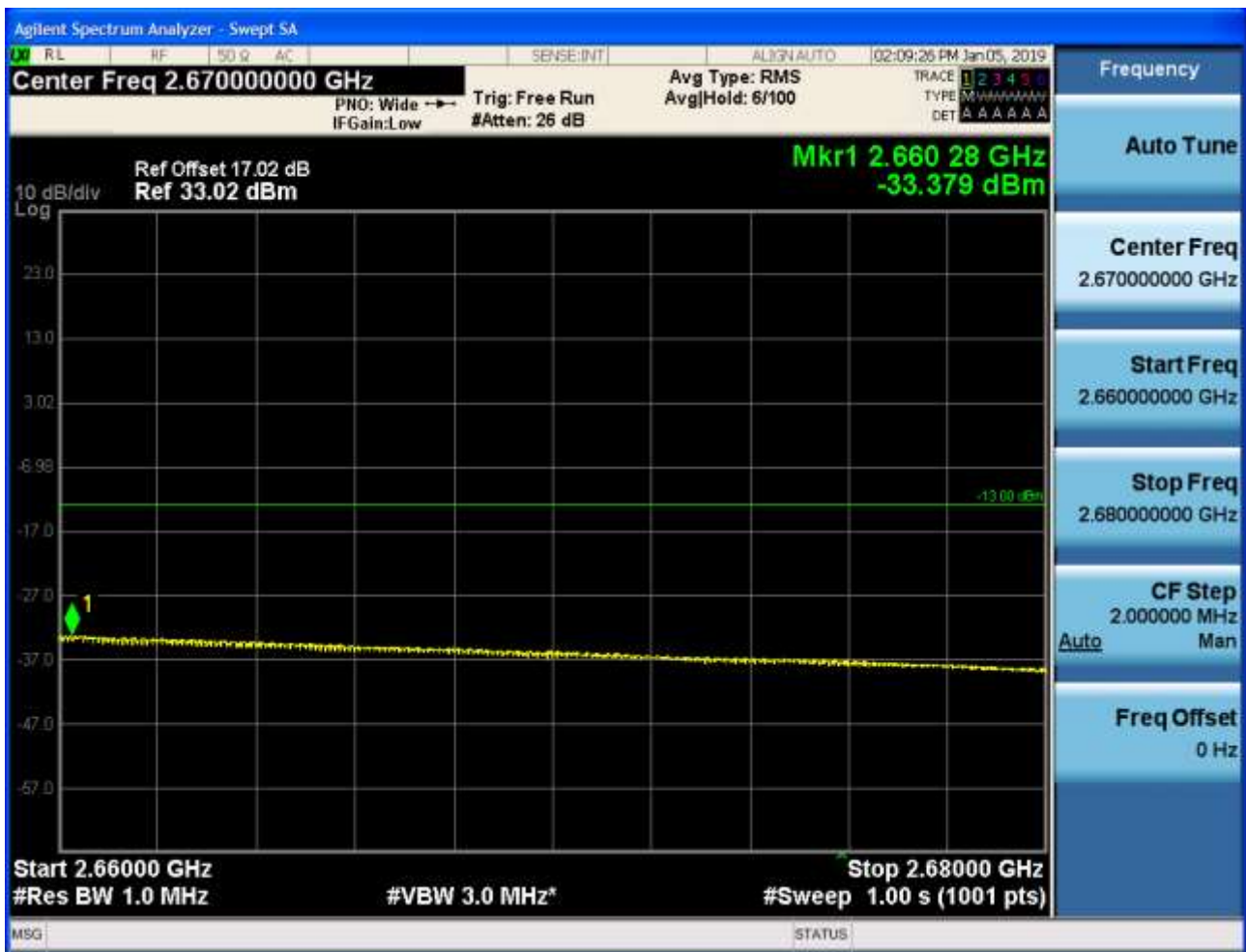




5.1.1.1.2.2.4 PCC Test RB = full RBs & SCC Test RB = full RBs







5.1.1.2 Test Mode = LTE/TM2

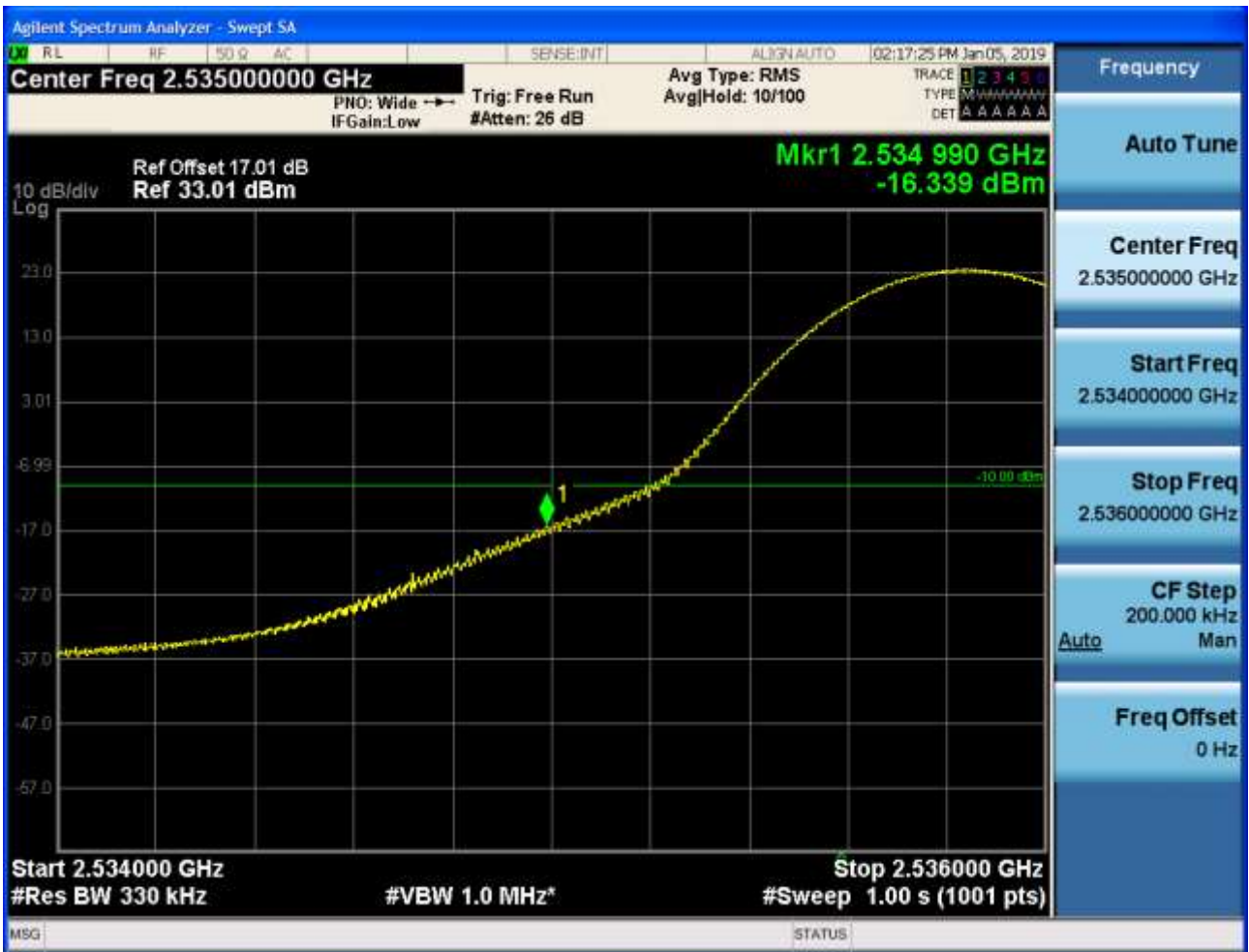
5.1.1.2.1 Test Bandwidth = 15MHz+15MHz

5.1.1.2.1.1 Test Channel = LCH

5.1.1.2.1.1.1 PCC Test RB = 1 # 0 & SCC Test RB = 0

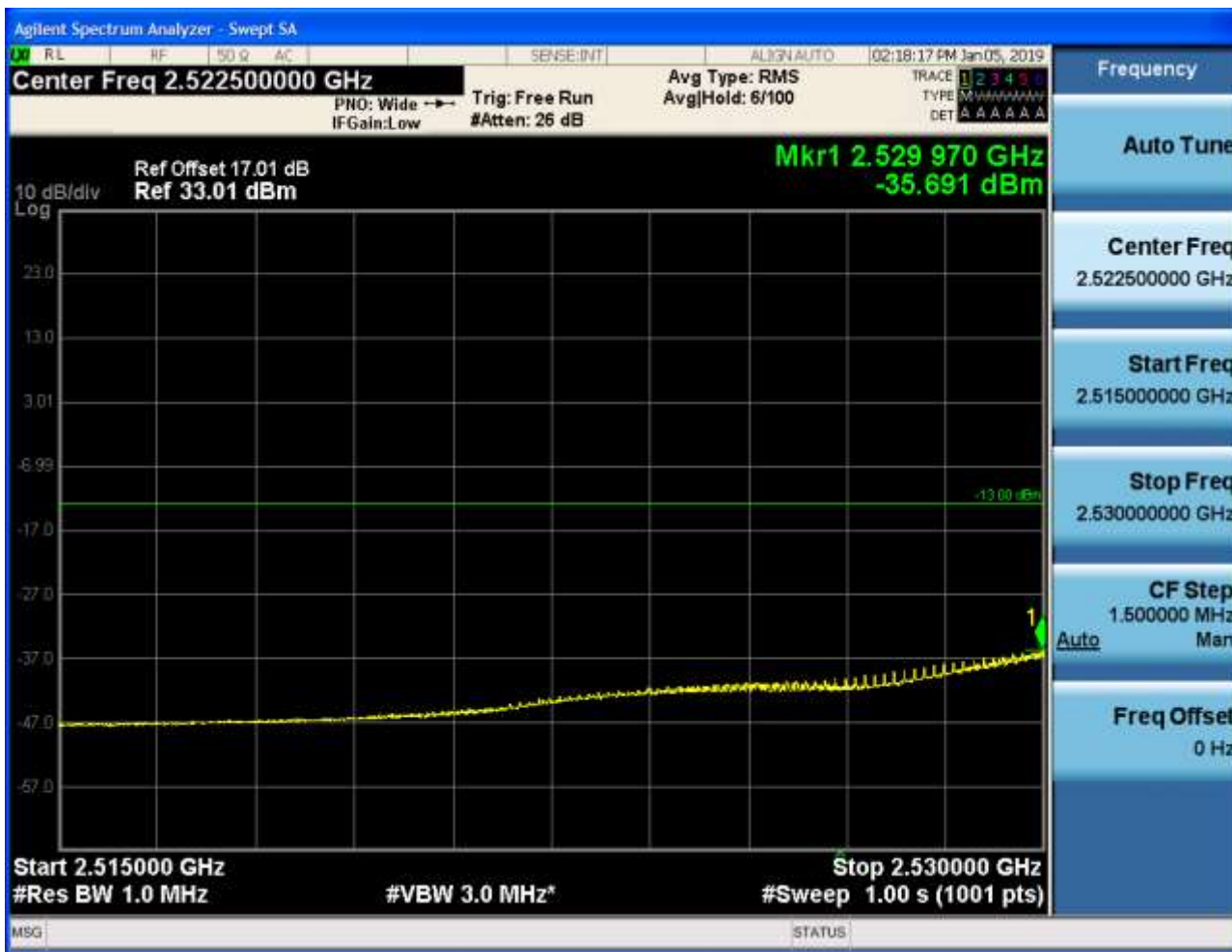


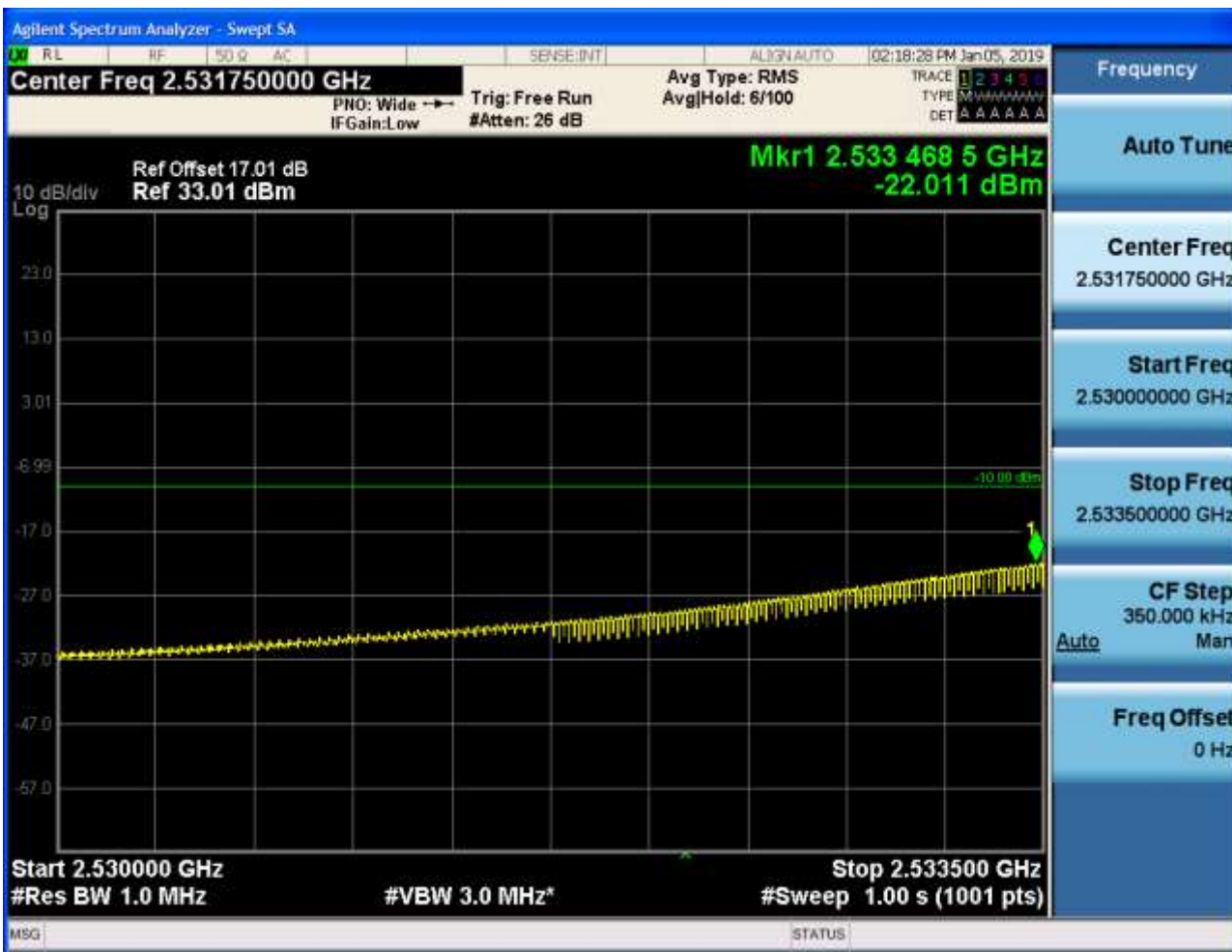






5.1.1.2.1.1.2 PCC Test RB = partial RBs #0 & SCC Test RB = 0



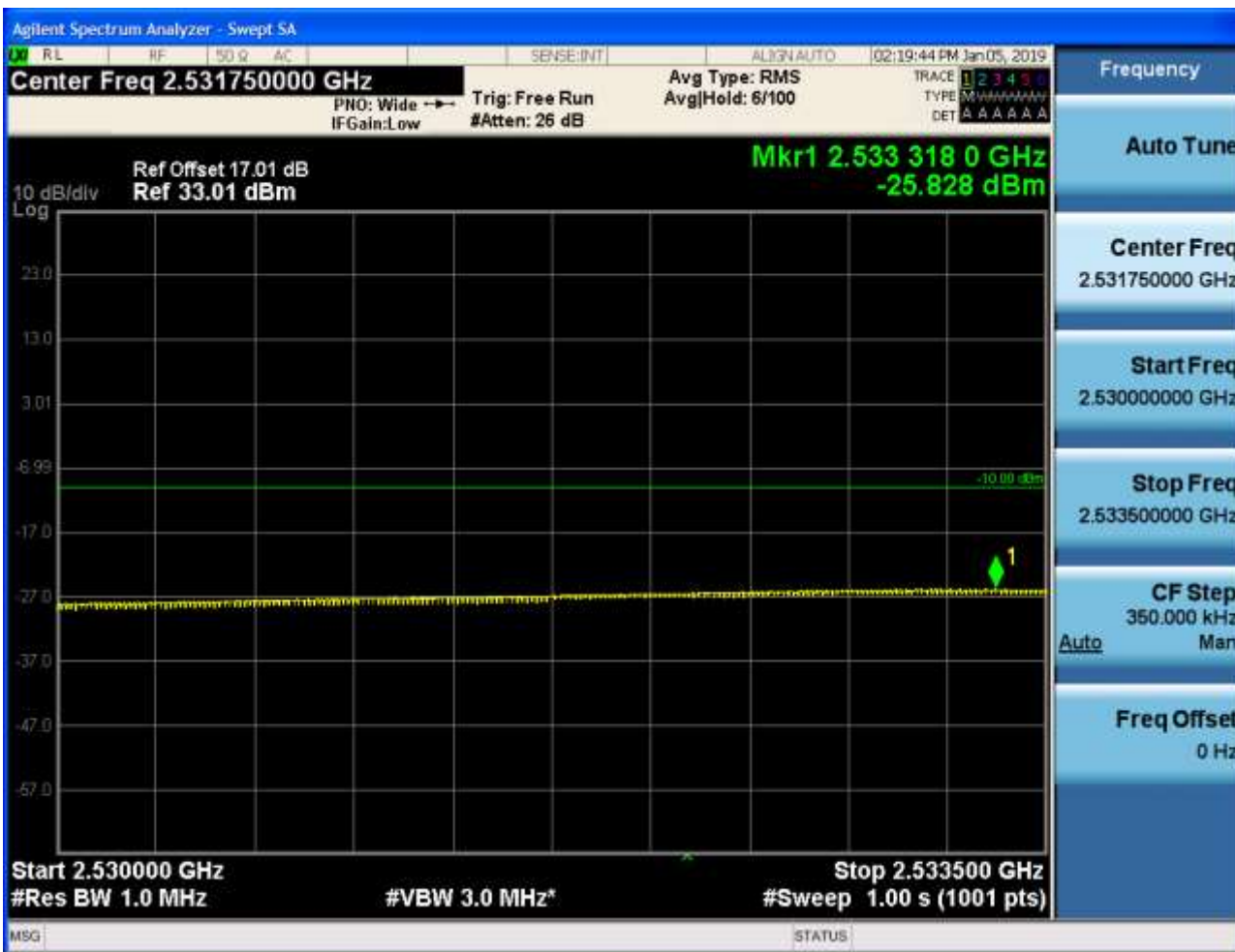






5.1.1.2.1.1.3 PCC Test RB = full RBs & SCC Test RB = 0



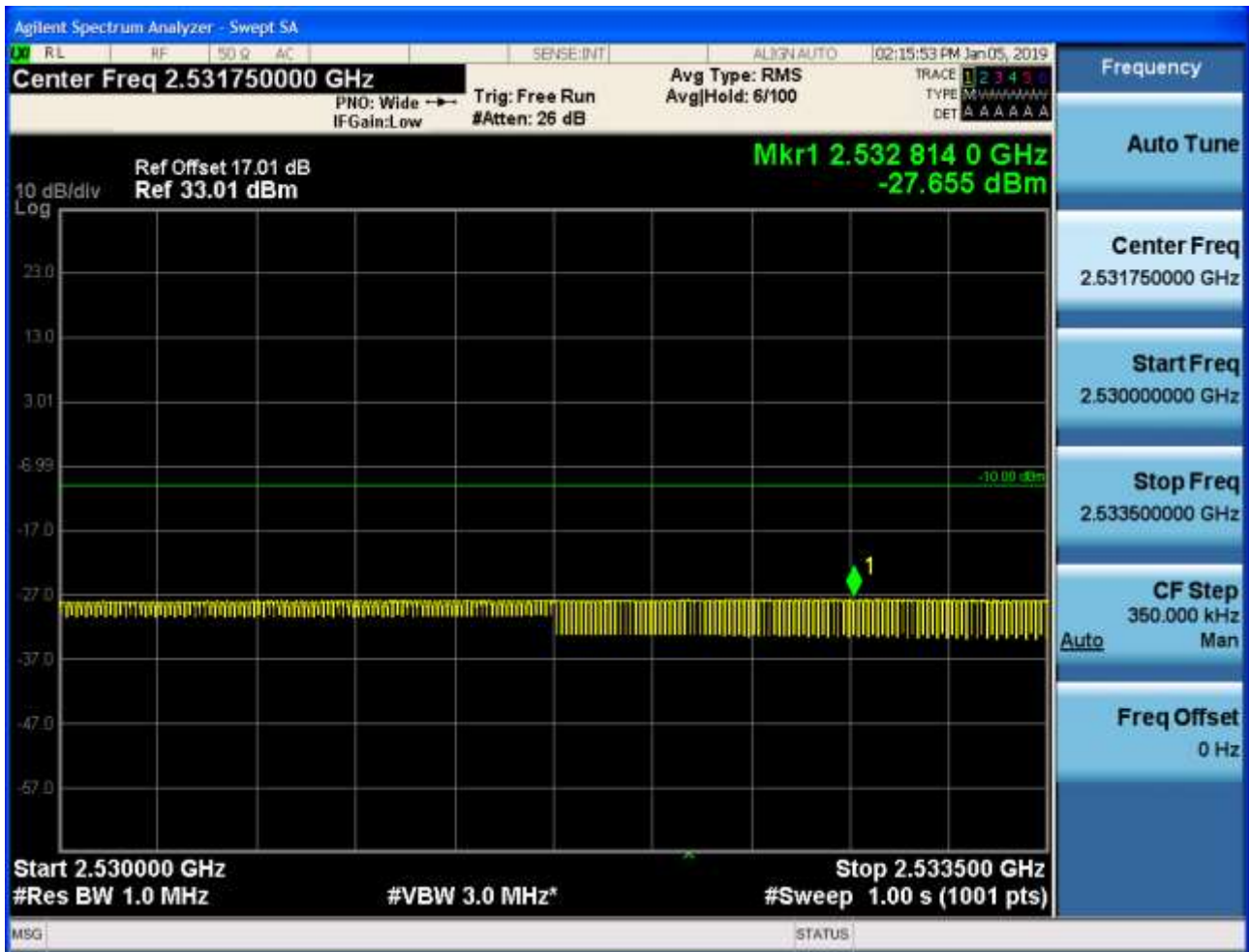






5.1.1.2.1.1.4 PCC Test RB = full RBs & SCC Test RB = full RBs



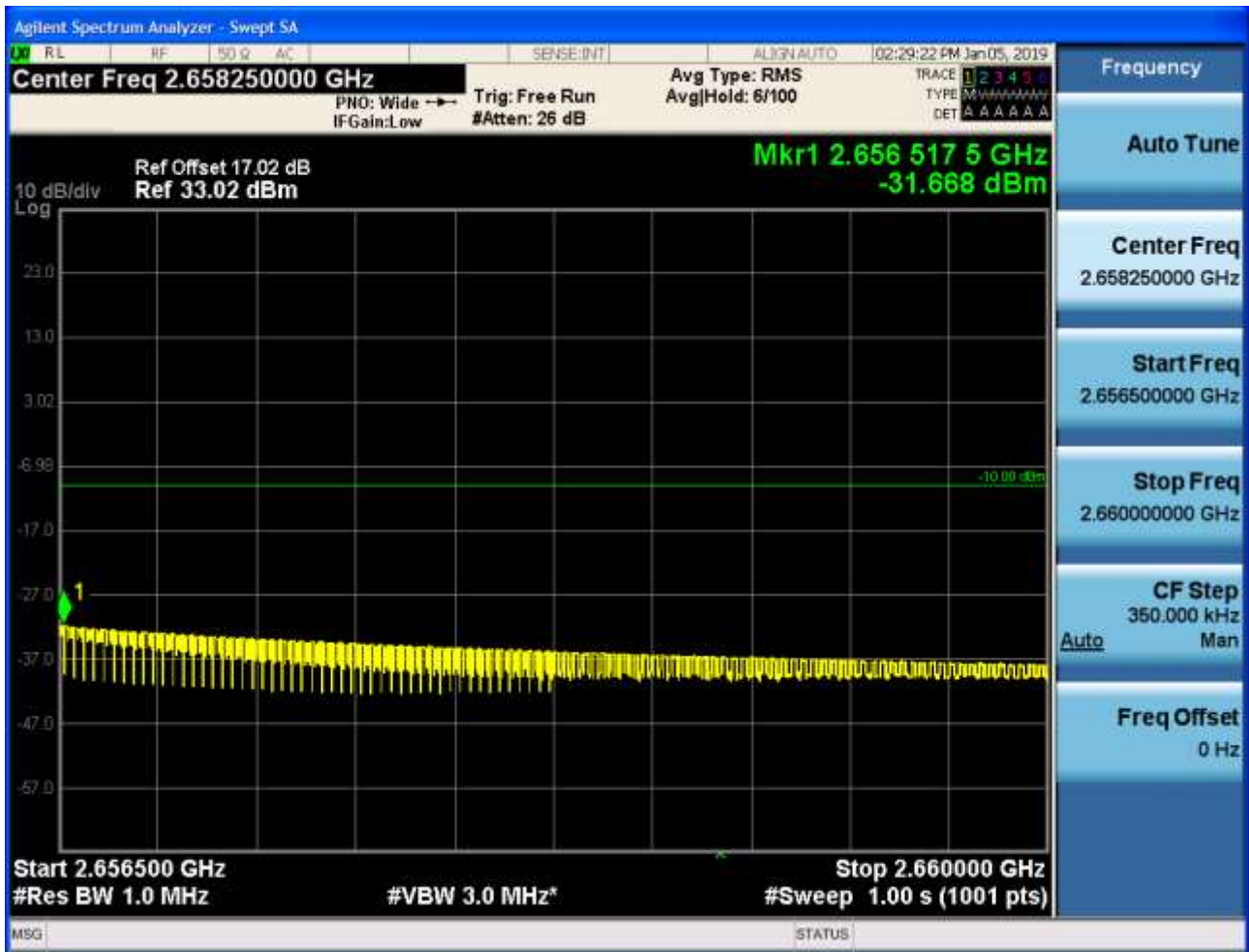


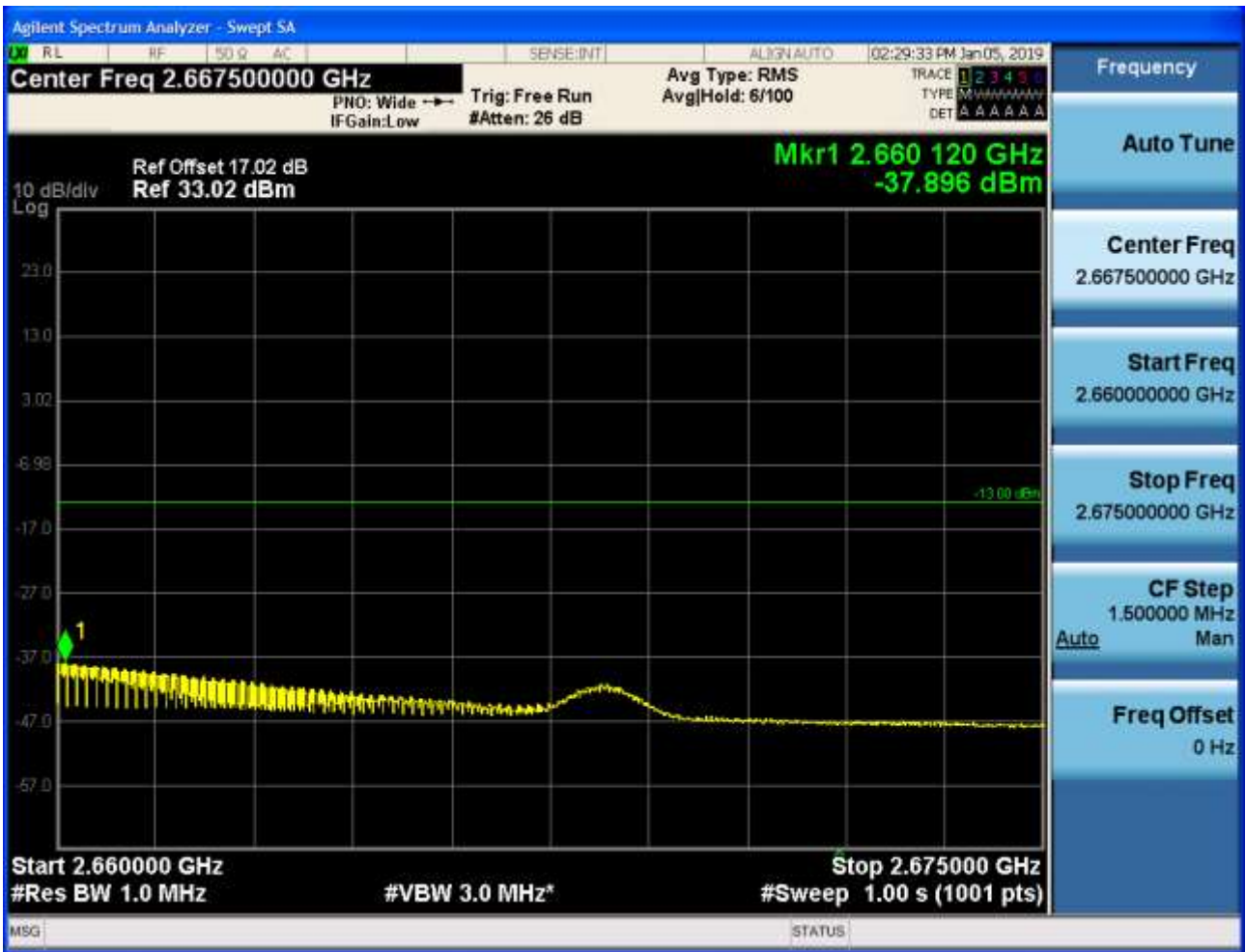


5.1.1.2.1.2 Test Channel = HCH

5.1.1.2.1.2.1 PCC Test RB = 0 & SCC Test RB = 1 # max

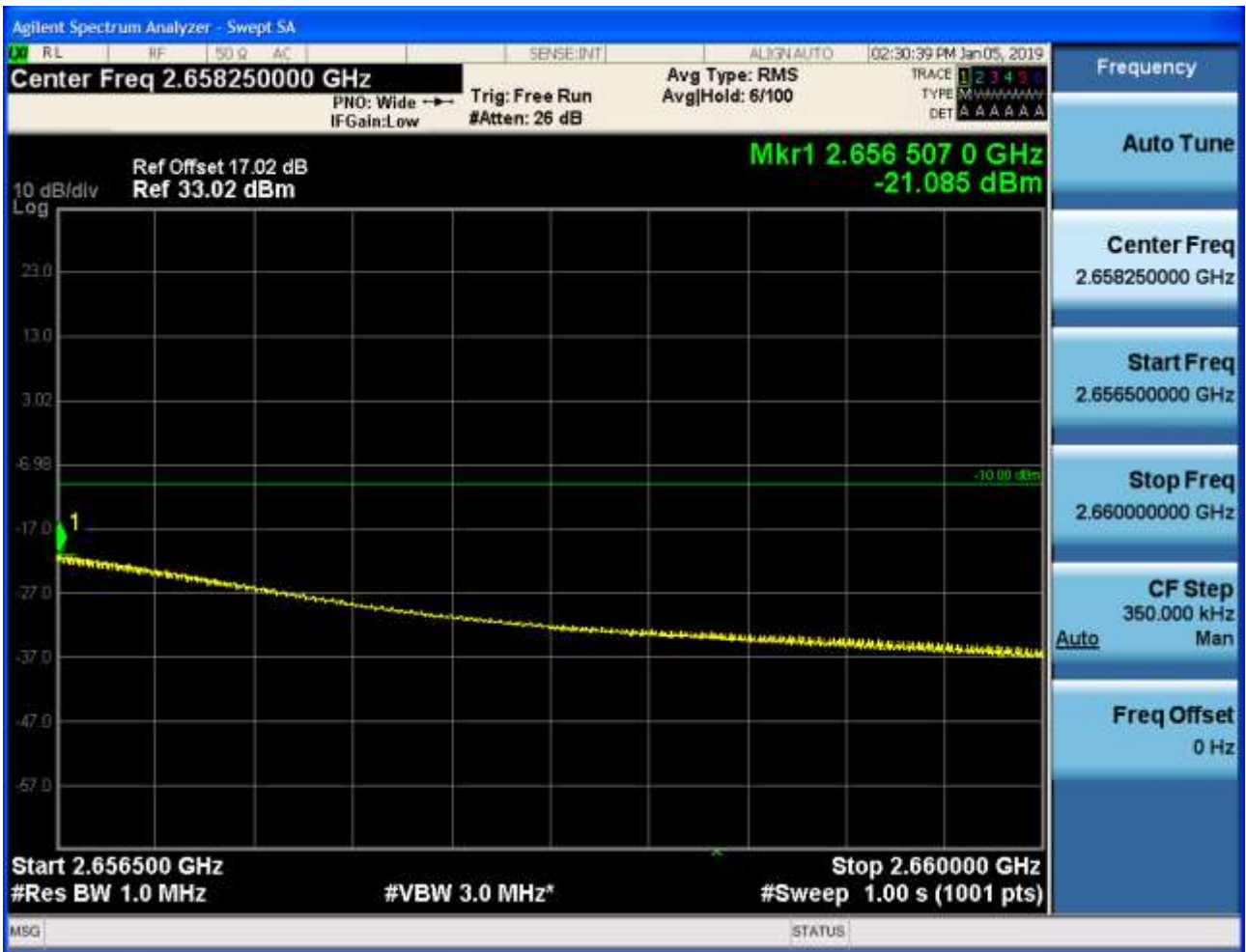


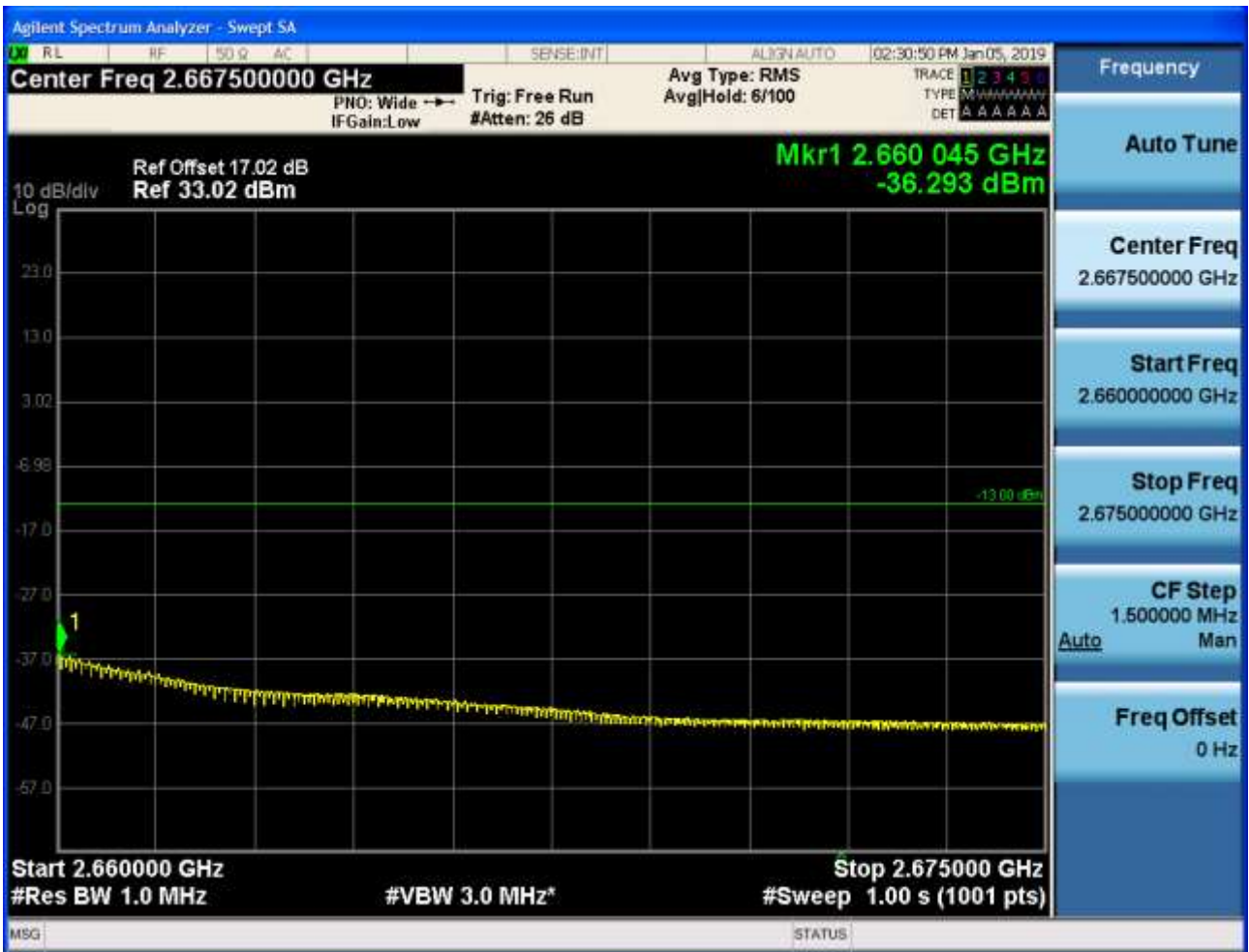




5.1.1.2.1.2.2 PCC Test RB = 0 & SCC Test RB = partial RBs #max







5.1.1.2.1.2.3 PCC Test RB = 0 & SCC Test RB = full RBs







5.1.1.2.1.2.4 PCC Test RB = full RBs & SCC Test RB = full RBs



