



Appendix for test report

1Appendix_A: Effective (Isotropic) Radiated Power Output Data

Part I - Test Results

Test Band(LTE)	Test Mode	Test Band width	Test Channel	PCC Test RB	SCC Test RB	Measured [dBm]	EIRP [dBm]	Limit [dBm]	Verdict
CA_7C	LTE/T M1	15MHz +15M Hz	LCH	1 # 0	0 # 0	23.84	24.57	33	PASS
				partial RBs # 0	0 # 0	24.00	24.73	33	PASS
				full RBs # 0	0 # 0	23.00	23.73	33	PASS
				full RBs # 0	full RBs # 0	20.26	20.99	33	PASS
			MCH	1 # 0	0 # 0	23.71	24.44	33	PASS
				partial RBs # 0	0 # 0	23.99	24.72	33	PASS
				full RBs # 0	0 # 0	22.89	23.62	33	PASS
				full RBs # 0	full RBs # 0	20.41	21.14	33	PASS
			HCH	1 # 0	0 # 0	23.87	24.60	33	PASS
				partial RBs # 0	0 # 0	24.05	24.78	33	PASS
				full RBs # 0	0 # 0	22.99	23.72	33	PASS



Test Band(LTE)	Test Mode	Test Band width	Test Channel	PCC Test RB	SCC Test RB	Measured [dBm]	EIRP [dBm]	Limit [dBm]	Verdict
				full RBs # 0	full RBs # 0	20.59	21.32	33	PASS
		20MHz +20M Hz	LCH	1 # 0	0 # 0	23.56	24.29	33	PASS
				partial RBs # 0	0 # 0	23.90	24.63	33	PASS
				full RBs # 0	0 # 0	22.97	23.70	33	PASS
				full RBs # 0	full RBs # 0	20.44	21.17	33	PASS
			MCH	1 # 0	0 # 0	23.68	24.41	33	PASS
				partial RBs # 0	0 # 0	23.82	24.55	33	PASS
				full RBs # 0	0 # 0	22.89	23.62	33	PASS
				full RBs # 0	full RBs # 0	20.40	21.13	33	PASS
			HCH	1 # 0	0 # 0	23.79	24.52	33	PASS
				partial RBs # 0	0 # 0	23.90	24.63	33	PASS
				full RBs # 0	0 # 0	22.91	23.64	33	PASS
				full RBs # 0	full RBs # 0	20.44	21.17	33	PASS



Test Band(LTE)	Test Mode	Test Band width	Test Channel	PCC Test RB	SCC Test RB	Measured [dBm]	EIRP [dBm]	Limit [dBm]	Verdict
				0	# 0				
	LTE/T M2	15MHz +15M Hz	LCH	1 # 0	0 # 0	23.42	24.15	33	PASS
partial RBs # 0				0 # 0	22.99	23.72	33	PASS	
full RBs # 0				0 # 0	21.93	22.66	33	PASS	
full RBs # 0				full RBs # 0	19.26	19.99	33	PASS	
			MCH	1 # 0	0 # 0	23.22	23.95	33	PASS
partial RBs # 0				0 # 0	22.98	23.71	33	PASS	
full RBs # 0				0 # 0	21.84	22.57	33	PASS	
full RBs # 0				full RBs # 0	19.2	19.93	33	PASS	
			HCH	1 # 0	0 # 0	23.33	24.06	33	PASS
partial RBs # 0				0 # 0	22.98	23.71	33	PASS	
full RBs # 0				0 # 0	21.96	22.69	33	PASS	
full RBs # 0				full RBs # 0	19.59	20.32	33	PASS	

Test Band(LTE)	Test Mode	Test Band width	Test Channel	PCC Test RB	SCC Test RB	Measured [dBm]	EIRP [dBm]	Limit [dBm]	Verdict
		20MHz +20MHz	LCH	1 # 0	0 # 0	23.26	23.99	33	PASS
				partial RBs # 0	0 # 0	22.83	23.56	33	PASS
				full RBs # 0	0 # 0	21.82	22.55	33	PASS
				full RBs # 0	full RBs # 0	19.33	20.06	33	PASS
			MCH	1 # 0	0 # 0	23.40	24.13	33	PASS
				partial RBs # 0	0 # 0	22.85	23.58	33	PASS
				full RBs # 0	0 # 0	21.83	22.56	33	PASS
				full RBs # 0	full RBs # 0	19.25	19.98	33	PASS
			HCH	1 # 0	0 # 0	23.33	24.06	33	PASS
				partial RBs # 0	0 # 0	22.98	23.71	33	PASS
				full RBs # 0	0 # 0	21.83	22.56	33	PASS
				full RBs # 0	full RBs # 0	19.36	20.09	33	PASS

Note1:

a, For getting the ERP (Efficient Radiated Power) or EIRP (Efficient Isotropic Radiated Power) in substitution method, the following formula should be taken to calculate it,

$$\text{ERP [dBm]} = \text{SGP [dBm]} - \text{Cable Loss [dB]} + \text{Gain [dBd]}$$

$$\text{EIRP [dBm]} = \text{SGP [dBm]} - \text{Cable Loss [dB]} + \text{Gain [dBi]}$$

b, SGP = Signal Generator Level

Note2:

$$\text{SET Span} = 1.5 * \text{OBW}$$

SET RBW = 1% of the OBW, not to exceed 1MHz

$$\text{SET VBW} \geq 3 * \text{RBW}$$

SET Sweep time = auto - couple.

Detector: RMS

2Appendix_B: Peak-to-Average Ratio

Part I - Test Results

Test Band(LTE)	Test Mode	Test Bandwidth	Test Channel	PCC Test RB	SCC Test RB	Measure d[dBm]	Limit [dBm]	Verdict
CA_7C	LTE/TM 1	15MHz+15MHz	LCH	1 # 0	0 # 0	4.74	13	PASS
				partial RBs # 0	0 # 0	5.17	13	PASS
				full RBs # 0	0 # 0	6.32	13	PASS
				full RBs # 0	full RBs # 0	6.88	13	PASS
			MCH	1 # 0	0 # 0	4.12	13	PASS
				partial RBs # 0	0 # 0	4.43	13	PASS
				full RBs # 0	0 # 0	6.05	13	PASS
				full RBs # 0	full RBs # 0	6.64	13	PASS
			HCH	1 # 0	0 # 0	5.07	13	PASS
				partial RBs # 0	0 # 0	5.12	13	PASS
				full RBs # 0	0 # 0	6.31	13	PASS

Test Band(LTE)	Test Mode	Test Bandwidth	Test Channel	PCC Test RB	SCC Test RB	Measure d[dBm]	Limit [dBm]	Verdict
				full RBs # 0	full RBs # 0	6.90	13	PASS
		20MHz+20MHz	LCH	1 # 0	0 # 0	4.72	13	PASS
				partial RBs # 0	0 # 0	5.14	13	PASS
				full RBs # 0	0 # 0	6.31	13	PASS
				full RBs # 0	full RBs # 0	6.80	13	PASS
			MCH	1 # 0	0 # 0	4.12	13	PASS
				partial RBs # 0	0 # 0	4.31	13	PASS
				full RBs # 0	0 # 0	6.06	13	PASS
				full RBs # 0	full RBs # 0	6.66	13	PASS
			HCH	1 # 0	0 # 0	4.29	13	PASS
				partial RBs # 0	0 # 0	4.63	13	PASS
				full RBs # 0	0 # 0	6.12	13	PASS
				full RBs	full RBs	6.75	13	PASS



Test Band(LTE)	Test Mode	Test Bandwidth	Test Channel	PCC Test RB	SCC Test RB	Measure d[dBm]	Limit [dBm]	Verdict
				# 0	# 0			
	LTE/TM 2	15MHz+15MHz	LCH	1 # 0	0 # 0	5.07	13	PASS
partial RBs # 0				0 # 0	6.16	13	PASS	
full RBs # 0				0 # 0	7.13	13	PASS	
full RBs # 0				full RBs # 0	7.63	13	PASS	
			MCH	1 # 0	0 # 0	4.61	13	PASS
partial RBs # 0				0 # 0	5.27	13	PASS	
full RBs # 0				0 # 0	6.73	13	PASS	
full RBs # 0				full RBs # 0	7.51	13	PASS	
			HCH	1 # 0	0 # 0	5.46	13	PASS
partial RBs # 0				0 # 0	5.94	13	PASS	
full RBs # 0				0 # 0	6.87	13	PASS	
full RBs # 0				full RBs # 0	7.47	13	PASS	

Test Band(LTE)	Test Mode	Test Bandwidth	Test Channel	PCC Test RB	SCC Test RB	Measure d[dBm]	Limit [dBm]	Verdict
		20MHz+20MHz	LCH	1 # 0	0 # 0	5.26	13	PASS
				partial RBs # 0	0 # 0	6.01	13	PASS
				full RBs # 0	0 # 0	7.04	13	PASS
				full RBs # 0	full RBs # 0	7.35	13	PASS
			MCH	1 # 0	0 # 0	4.89	13	PASS
				partial RBs # 0	0 # 0	5.26	13	PASS
				full RBs # 0	0 # 0	6.70	13	PASS
				full RBs # 0	full RBs # 0	7.27	13	PASS
			HCH	1 # 0	0 # 0	4.96	13	PASS
				partial RBs # 0	0 # 0	5.26	13	PASS
				full RBs # 0	0 # 0	6.61	13	PASS
				full RBs # 0	full RBs # 0	7.58	13	PASS

3Appendix_C: Modulation Characteristics

Part I - Test Plots

3.1 For LTE

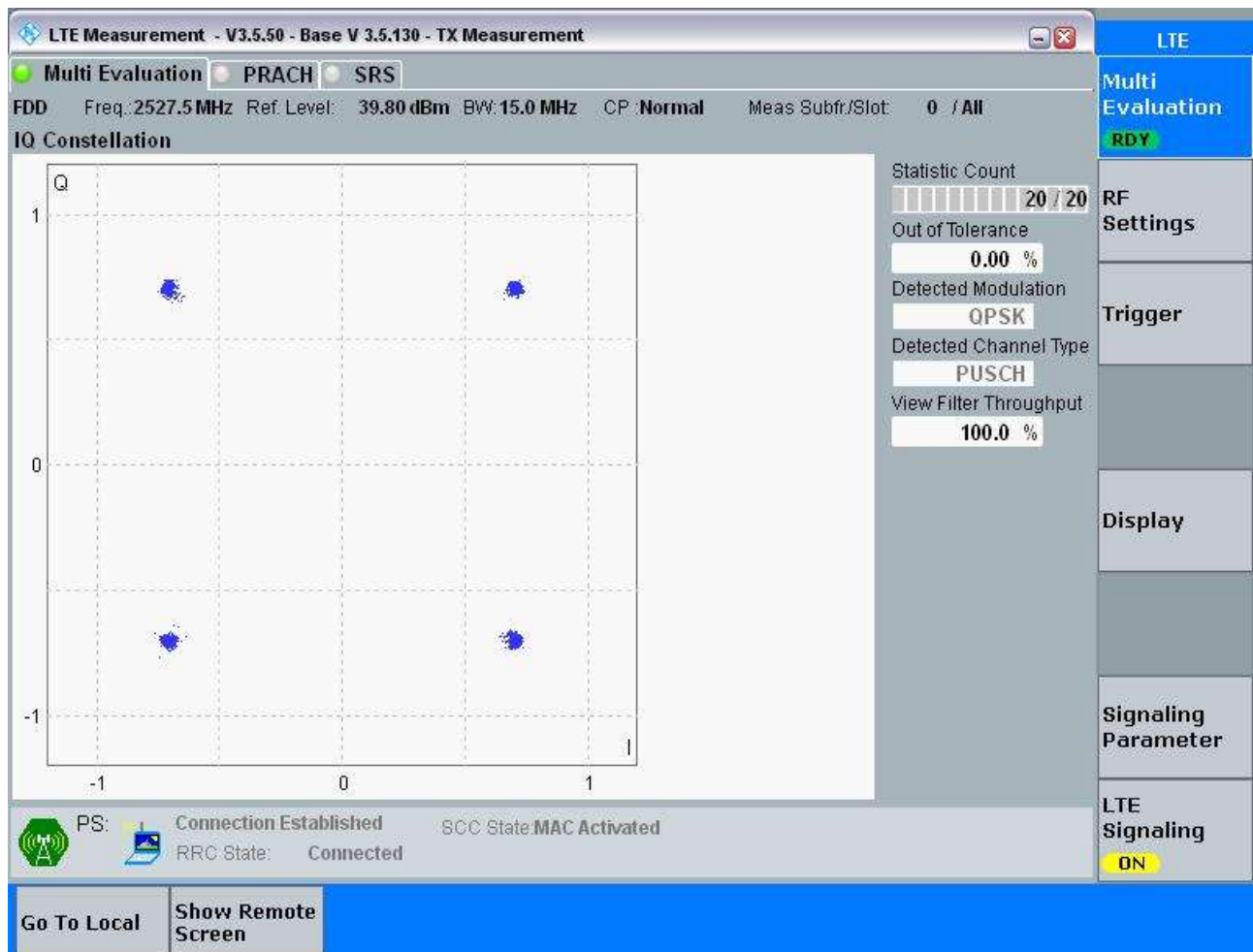
3.1.1 Test Band = CA_7C

3.1.1.1 Test Mode = LTE/TM1

3.1.1.1.1 Test Bandwidth = 15MHz+15MHz

3.1.1.1.1.1 Test Channel = MCH

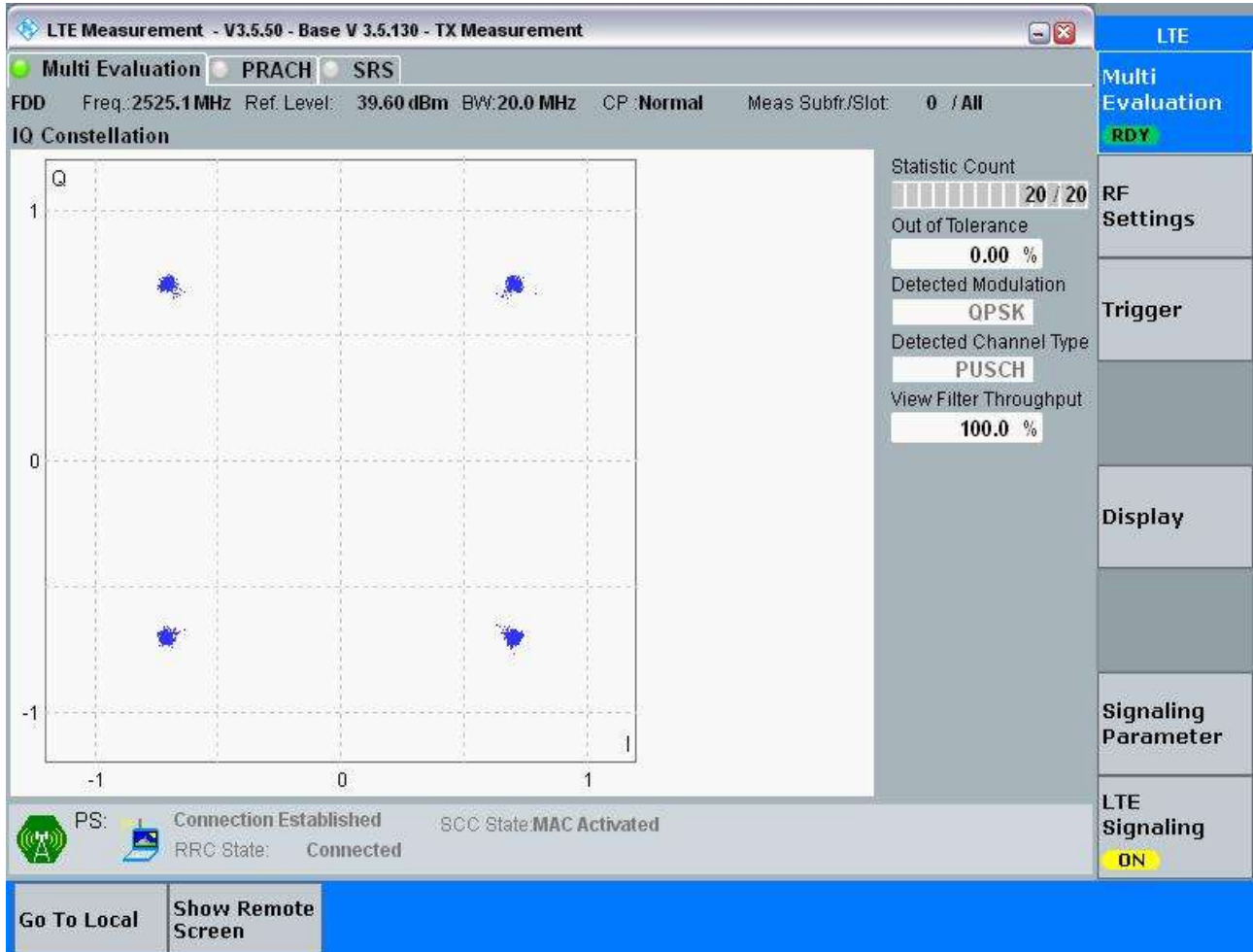
3.1.1.1.1.1.1 PCC Test RB = full RBs & SCC Test RB = full RBs



3.1.1.1.2 Test Bandwidth = 20MHz+20MHz

3.1.1.1.2.1 Test Channel = MCH

3.1.1.1.2.1.1 PCC Test RB = full RBs & SCC Test RB = full RBs

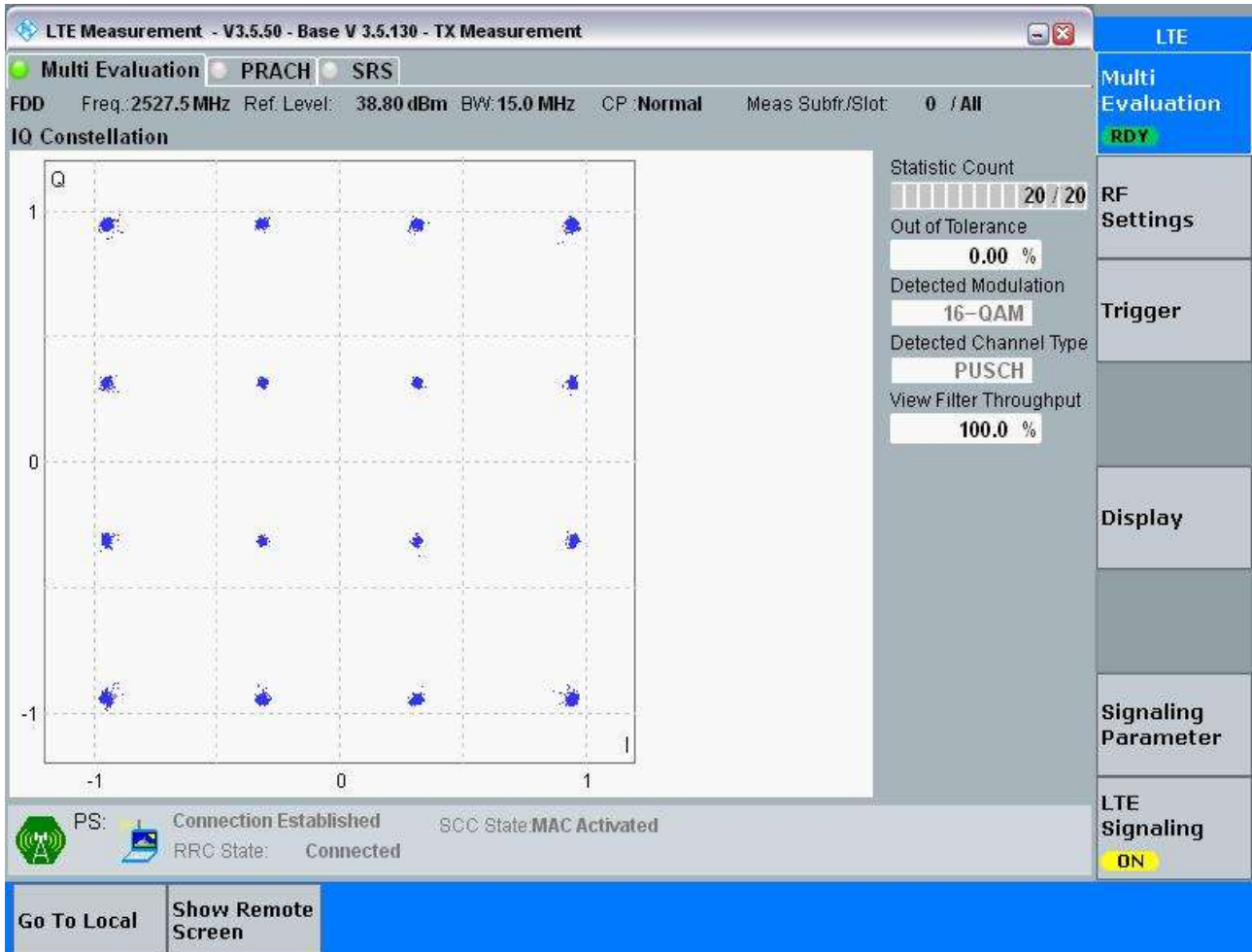


3.1.1.2 Test Mode = LTE/TM2

3.1.1.2.1 Test Bandwidth = 15MHz+15MHz

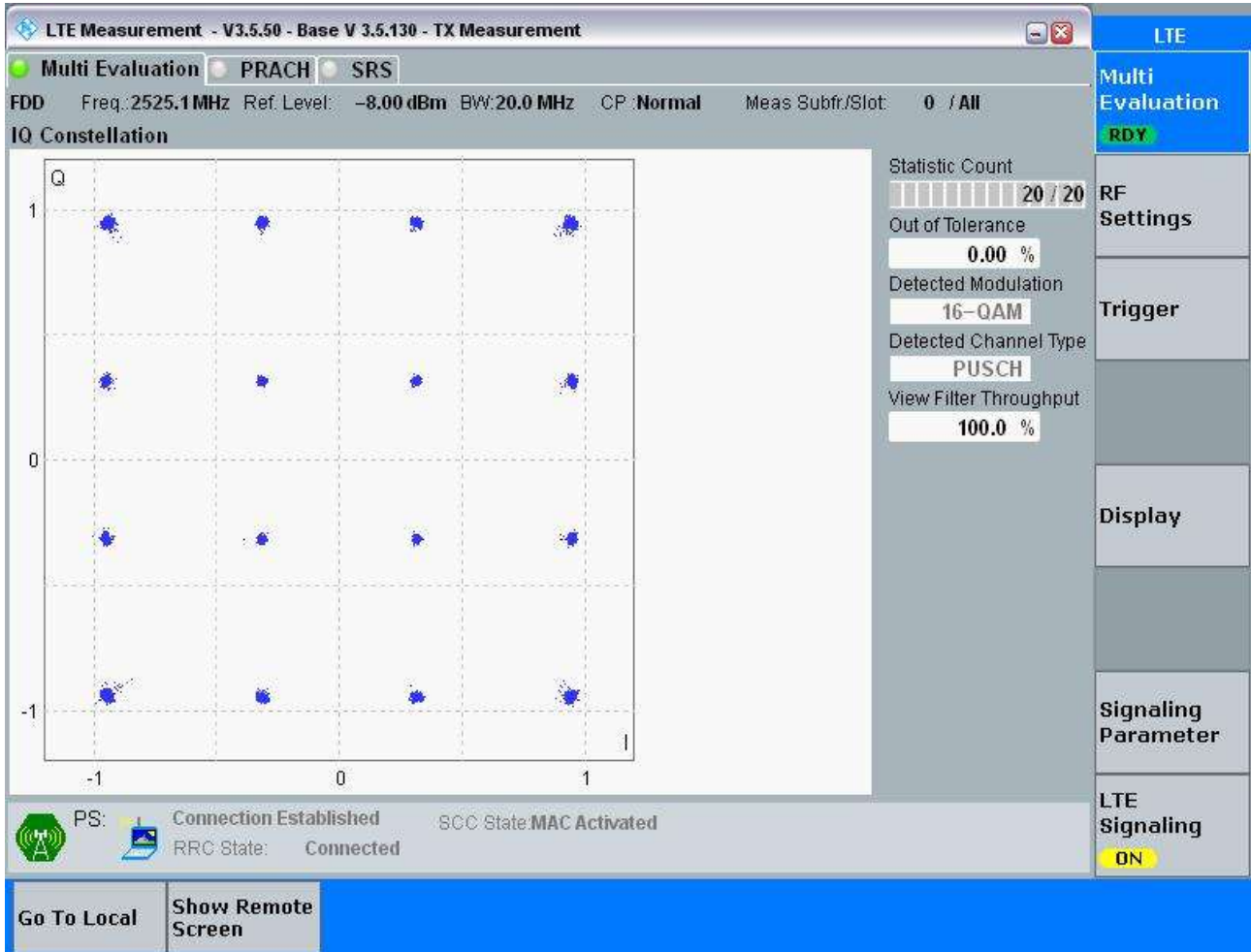
3.1.1.2.1.1 Test Channel = MCH

3.1.1.2.1.1.1 PCC Test RB = full RBs & SCC Test RB = full RBs



3.1.1.2.2 Test Bandwidth = 20MHz+20MHz

3.1.1.2.2.1.1 PCC Test RB = full RBs & SCC Test RB = full RBs



4Appendix_D: Bandwidth

Part I - Test Results

Test Band (LTE)	Test Mode	Test Bandwidth	Test Channel	PCC Test RB	SCC Test RB	Occupied Bandwidth [MHz]	Emission Bandwidth [MHz]	Verdict
CA_7C	LTE/TM1	15MHz+15MHz	LCH	full RBs # 0	full RBs # 0	28.88	31.29	PASS
			MCH	full RBs # 0	full RBs # 0	29.04	31.38	PASS
			HCH	full RBs # 0	full RBs # 0	28.90	31.32	PASS
		20MHz+20MHz	LCH	full RBs # 0	full RBs # 0	38.43	41.18	PASS
			MCH	full RBs # 0	full RBs # 0	38.52	41.57	PASS
			HCH	full RBs # 0	full RBs # 0	38.41	41.44	PASS
	LTE/TM2	15MHz+15MHz	LCH	full RBs # 0	full RBs # 0	28.90	31.18	PASS
			MCH	full RBs # 0	full RBs # 0	28.99	31.23	PASS

Test Band (LTE)	Test Mode	Test Bandwidth	Test Channel	PCC Test RB	SCC Test RB	Occupied Bandwidth [MHz]	Emission Bandwidth [MHz]	Verdict
			HCH	full RBs # 0	full RBs # 0	28.90	31.25	PASS
		20MHz+20MHz	LCH	full RBs # 0	full RBs # 0	38.37	41.30	PASS
			MCH	full RBs # 0	full RBs # 0	38.47	41.38	PASS
			HCH	full RBs # 0	full RBs # 0	38.38	41.29	PASS

Part II - Test Plots

4.1 For LTE

4.1.1 Test Band = CA_7C

4.1.1.1 Test Mode = LTE/TM1

4.1.1.1.1 Test Bandwidth = 15MHz+15MHz

4.1.1.1.1.1 Test Channel = LCH

4.1.1.1.1.1.1 PCC Test RB = full RBs & SCC Test RB = full RBs



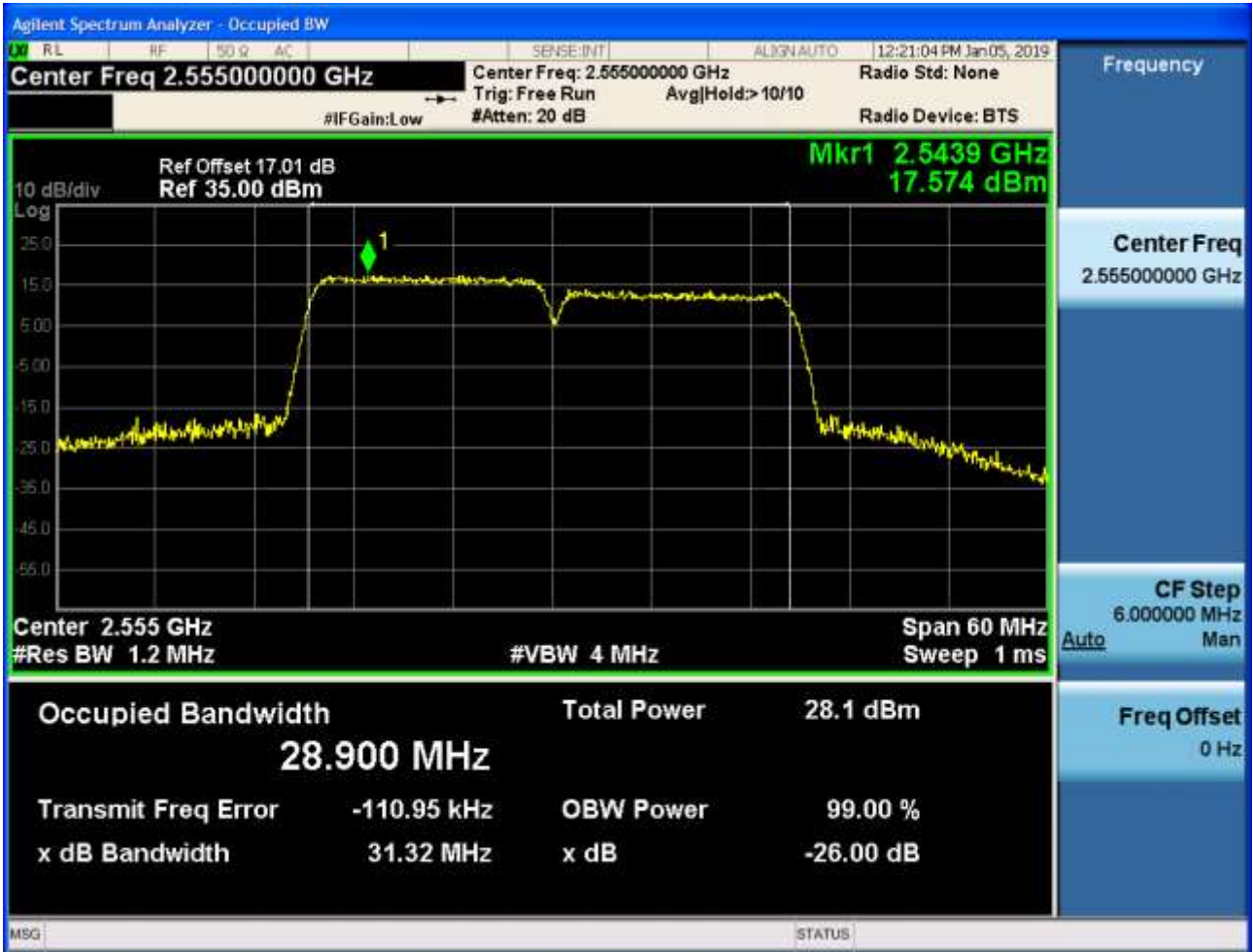
4.1.1.1.1.2 Test Channel = MCH

4.1.1.1.1.2.1 PCC Test RB = full RBs & SCC Test RB = full RBs



4.1.1.1.1.3 Test Channel = HCH

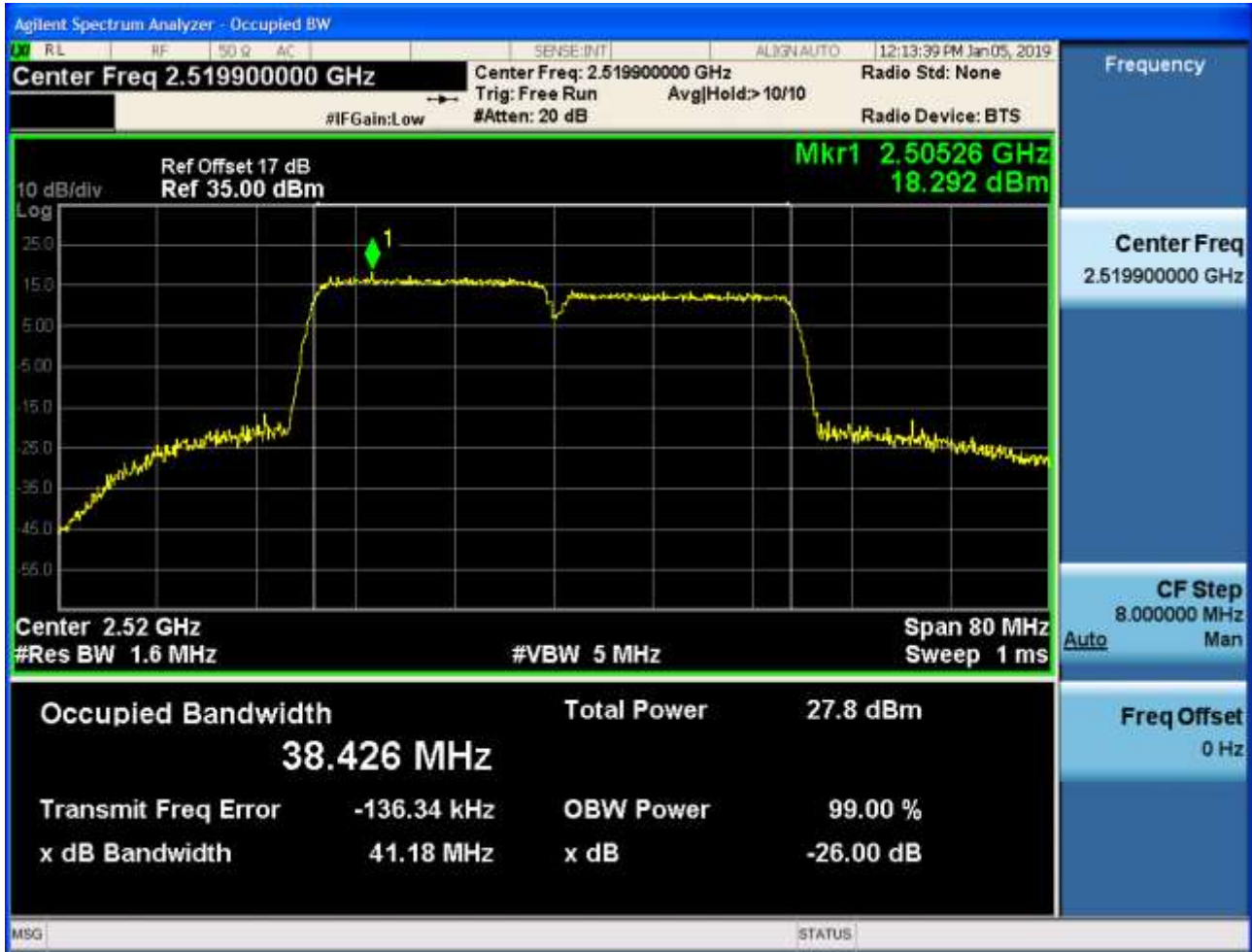
4.1.1.1.1.3.1 PCC Test RB = full RBs & SCC Test RB = full RBs



4.1.1.1.2 Test Bandwidth = 20MHz+20MHz

4.1.1.1.2.1 Test Channel = LCH

4.1.1.1.2.1.1 PCC Test RB = full RBs & SCC Test RB = full RBs



4.1.1.1.2.2 Test Channel = MCH

4.1.1.1.2.2.1 PCC Test RB = full RBs & SCC Test RB = full RBs



4.1.1.1.2.3 Test Channel = HCH

4.1.1.1.2.3.1 PCC Test RB = full RBs & SCC Test RB = full RBs

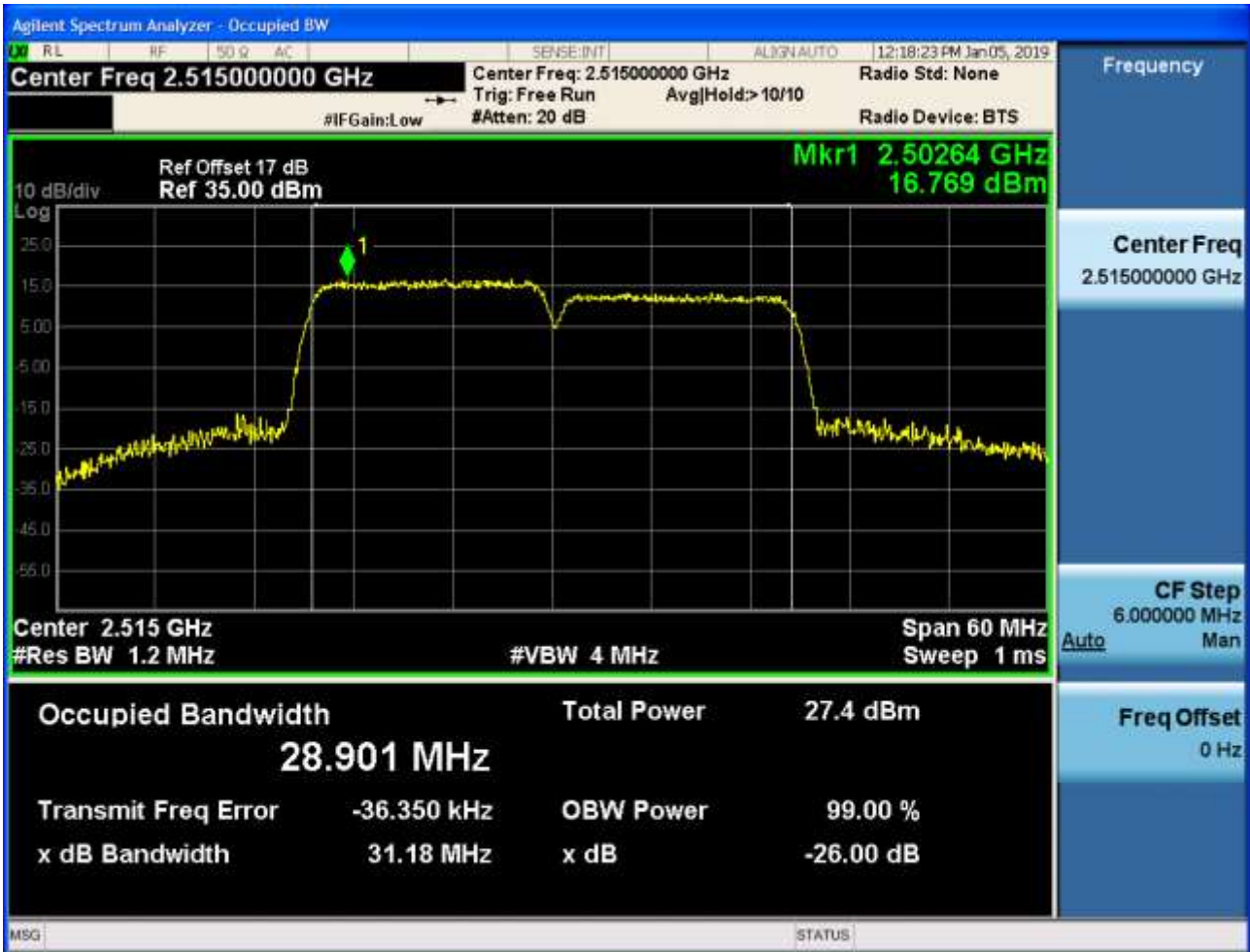


4.1.1.1 Test Mode = LTE/TM2

4.1.1.1.1 Test Bandwidth = 15MHz+15MHz

4.1.1.1.1.1 Test Channel = LCH

4.1.1.1.1.1.1 PCC Test RB = full RBs & SCC Test RB = full RBs



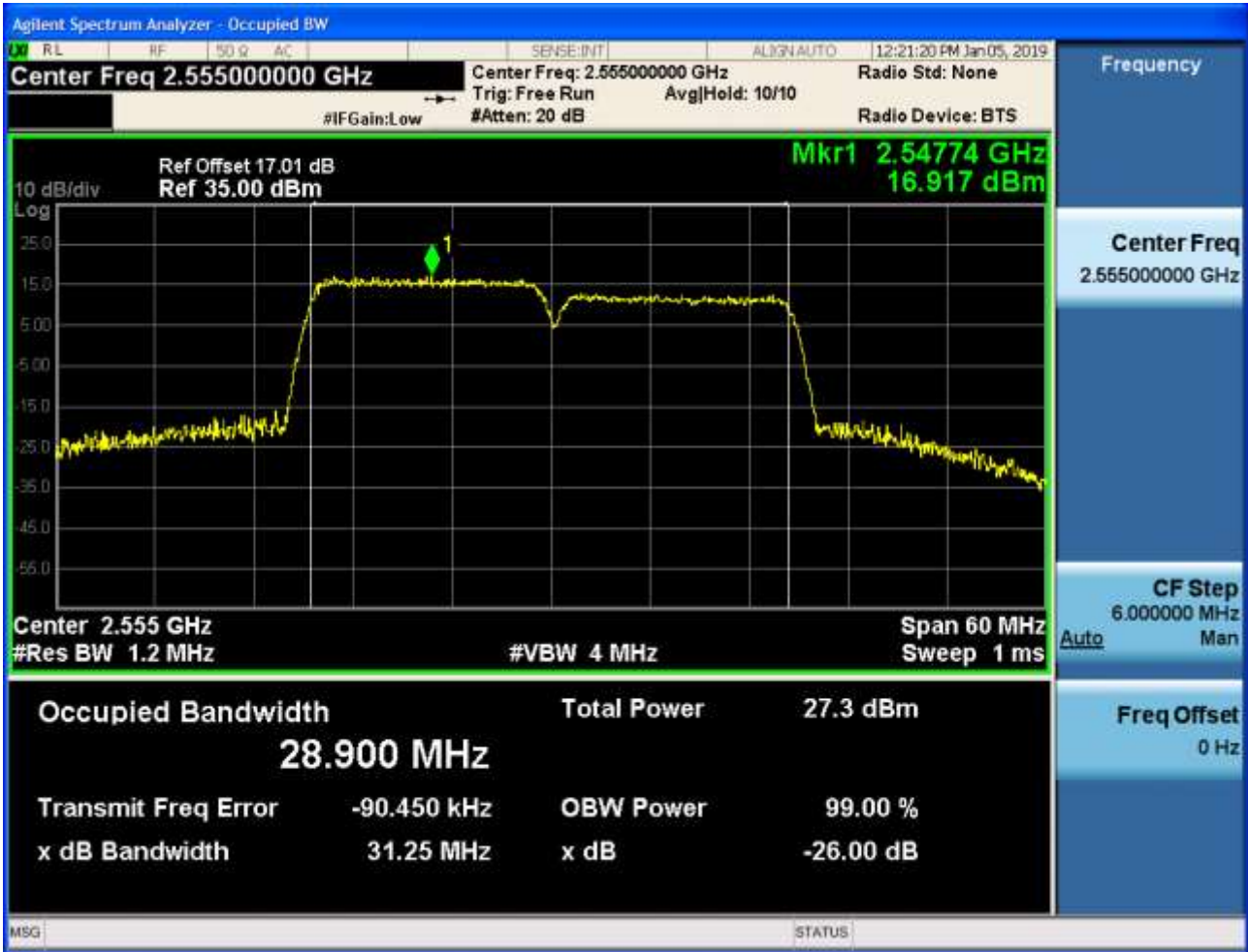
4.1.1.1.1.2 Test Channel = MCH

4.1.1.1.1.2.1 PCC Test RB = full RBs & SCC Test RB = full RBs



4.1.1.1.3 Test Channel = HCH

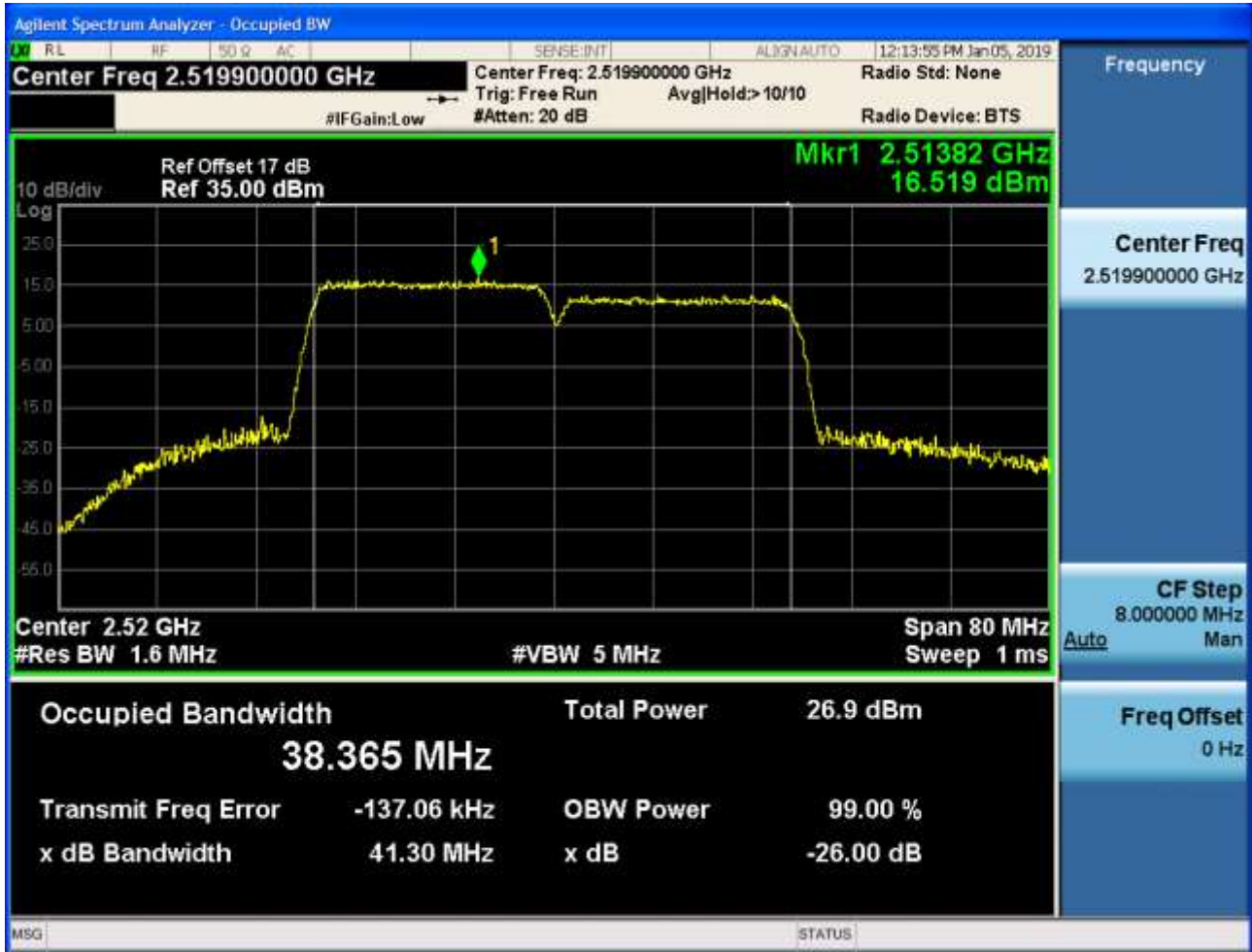
4.1.1.1.3.1 PCC Test RB = full RBs & SCC Test RB = full RBs



4.1.1.1.2 Test Bandwidth = 20MHz+20MHz

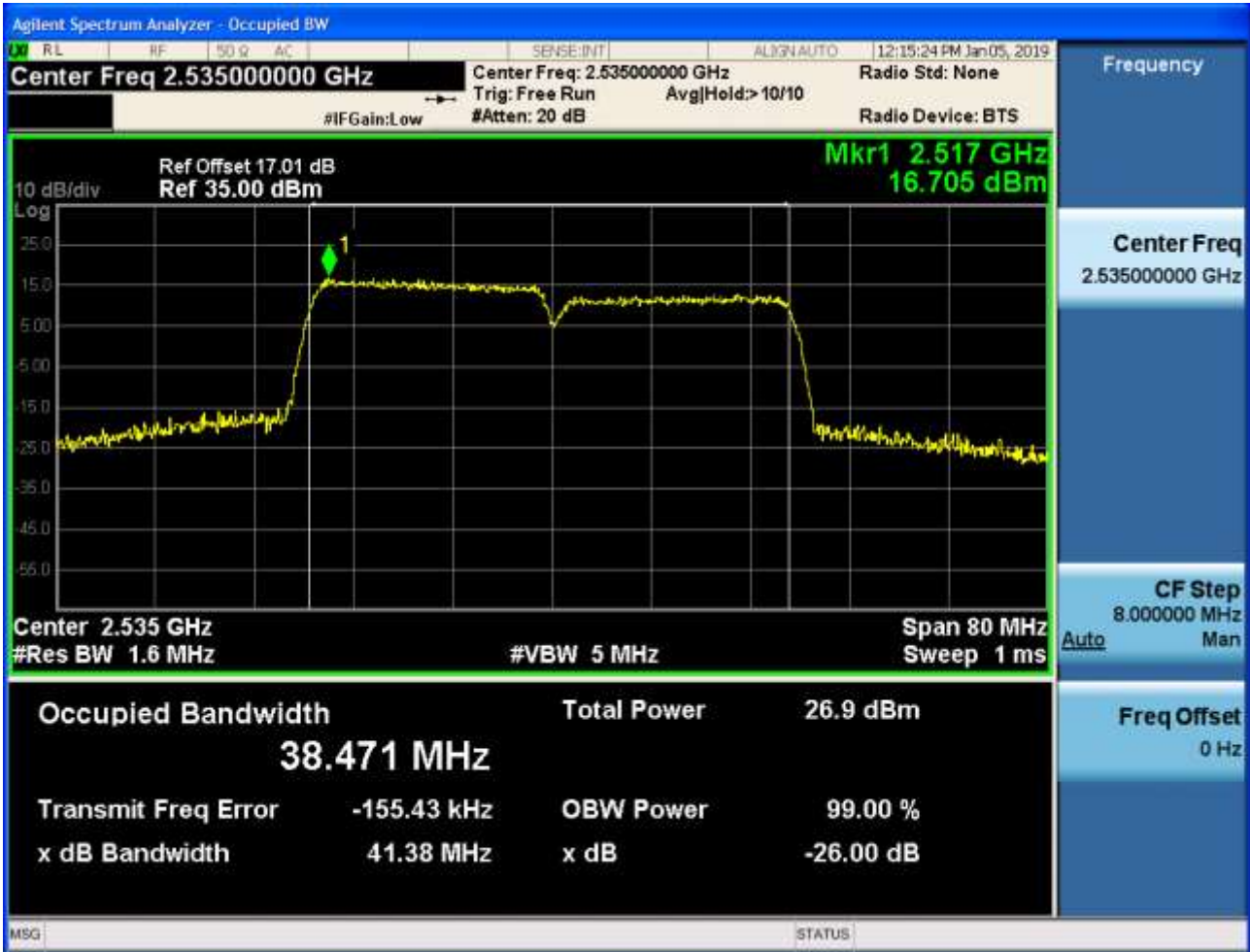
4.1.1.1.2.1 Test Channel = LCH

4.1.1.1.2.1.1 PCC Test RB = full RBs & SCC Test RB = full RBs



4.1.1.1.2.2 Test Channel = MCH

4.1.1.1.2.2.1 PCC Test RB = full RBs & SCC Test RB = full RBs



4.1.1.1.2.3 Test Channel = HCH

4.1.1.1.2.3.1 PCC Test RB = full RBs & SCC Test RB = full RBs



5Appendix_E: Band Edges Compliance

Part I - Test Plots

5.1 For LTE

5.1.1 Test Band = CA_7C

5.1.1.1 Test Mode = LTE/TM1

5.1.1.1.1 Test Bandwidth = 15MHz+15MHz

5.1.1.1.1.1 Test Channel = LCH

5.1.1.1.1.1 PCC Test RB = 1 # 0 & SCC Test RB = 0









5.1.1.1.1.2 PCC Test RB = partial RBs #0 & SCC Test RB = 0



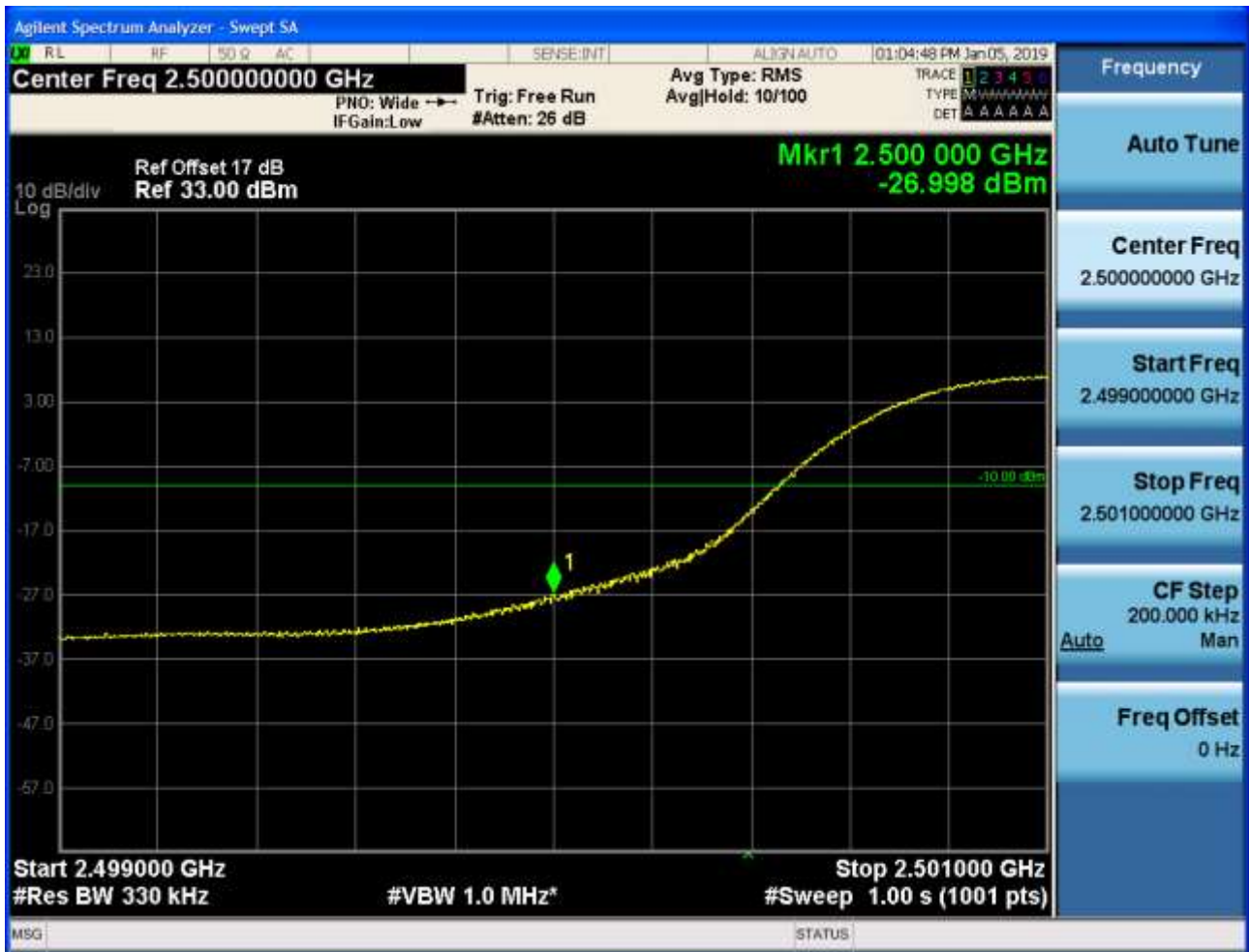




5.1.1.1.1.3 PCC Test RB = full RBs & SCC Test RB = 0









5.1.1.1.1.4 PCC Test RB = full RBs & SCC Test RB = full RBs







5.1.1.1.2.2 PCC Test RB = 0 & SCC Test RB = partial RBs #max



5.1.1.1.2.3 PCC Test RB = 0 & SCC Test RB = full RBs







5.1.1.1.2.4 PCC Test RB = full RBs & SCC Test RB = full RBs







5.1.1.1.2 Test Bandwidth = 20MHz+20MHz

5.1.1.1.2.1 Test Channel = LCH

5.1.1.1.2.1.1 PCC Test RB = 1 # 0 & SCC Test RB = 0



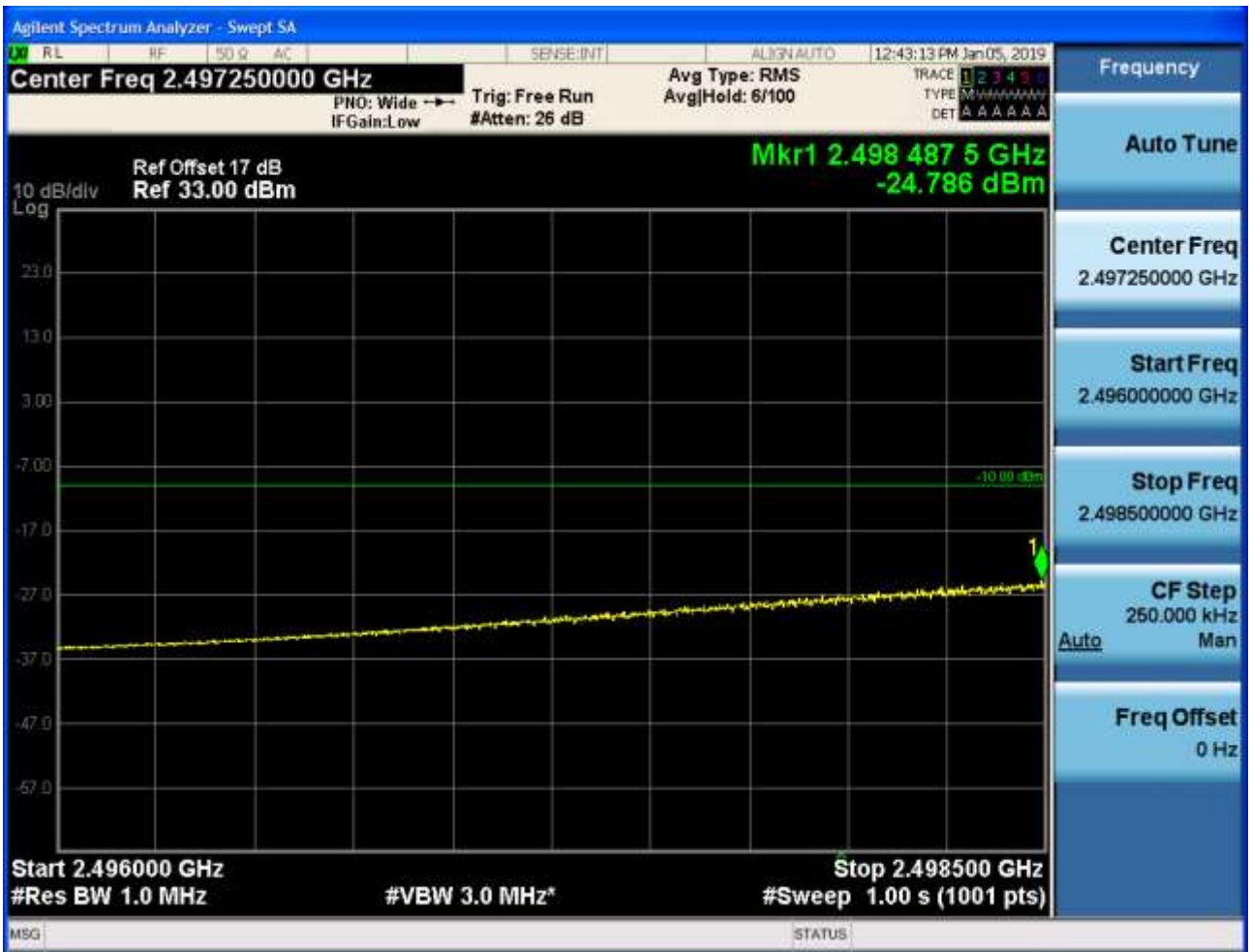






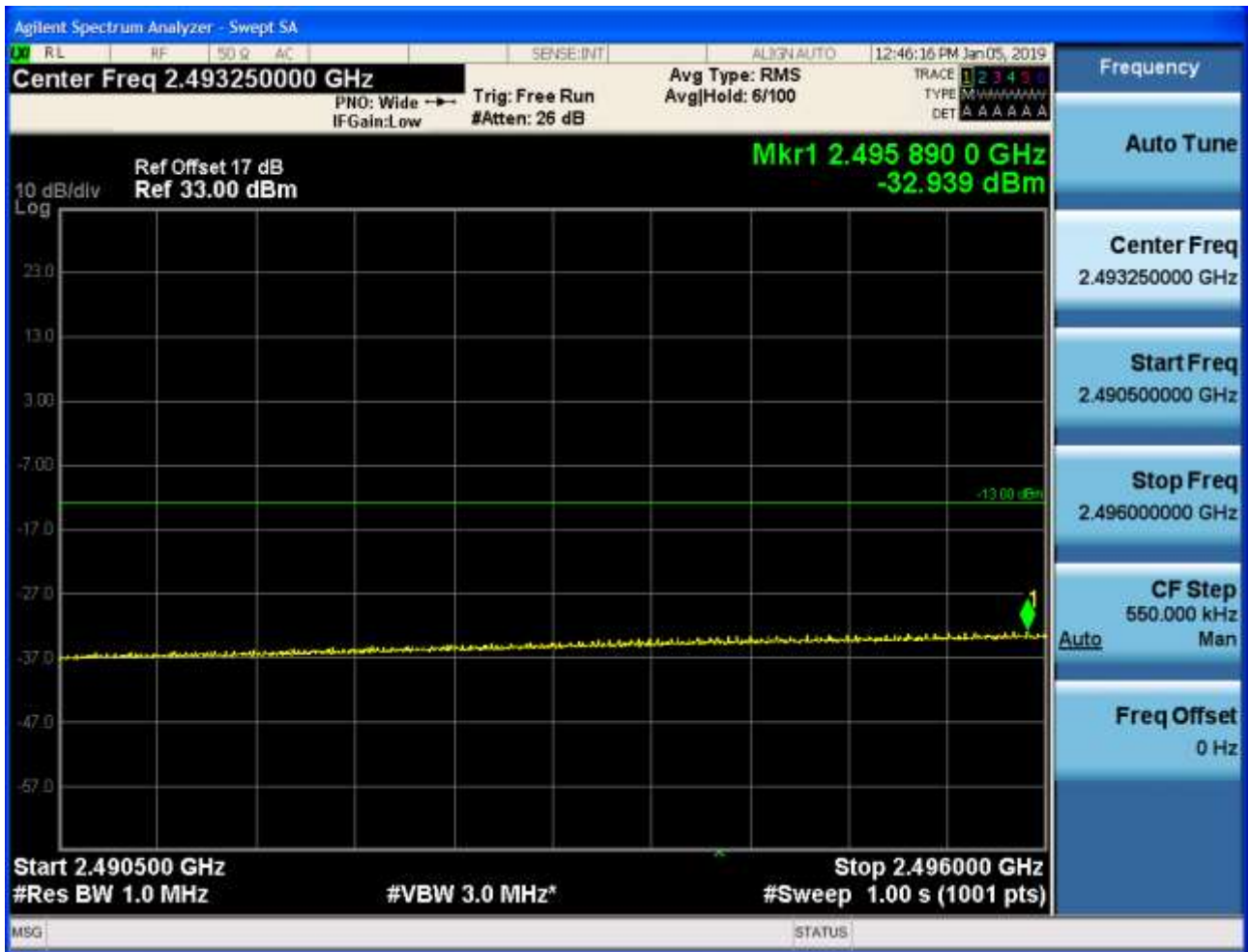
5.1.1.1.2.1.2 PCC Test RB = partial RBs #0 & SCC Test RB = 0







5.1.1.1.2.1.3 PCC Test RB = full RBs & SCC Test RB = 0







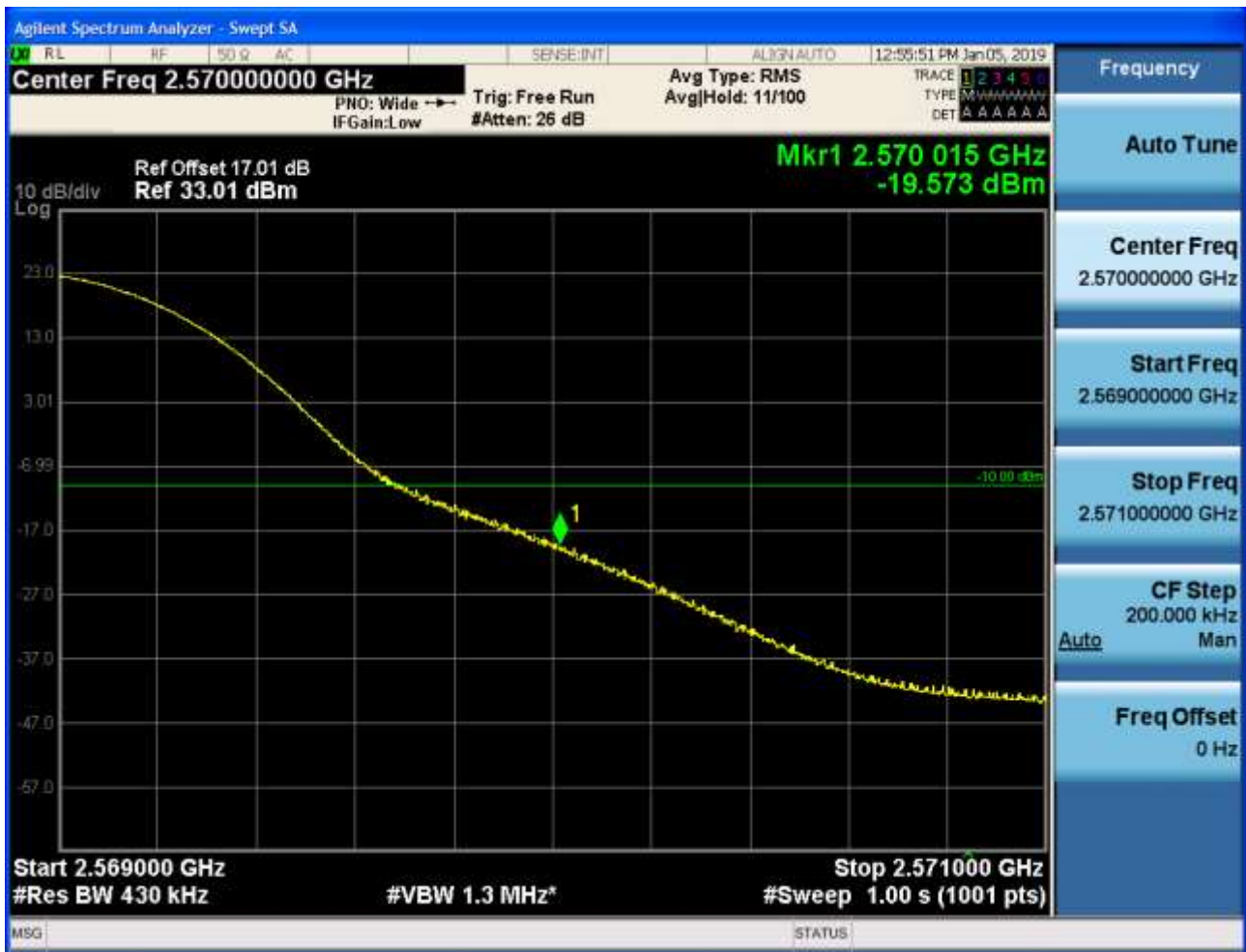
5.1.1.1.2.1.4 PCC Test RB = full RBs & SCC Test RB = full RBs





5.1.1.1.2.2 Test Channel = HCH

5.1.1.1.2.2.1 PCC Test RB = 0 & SCC Test RB = 1 # max



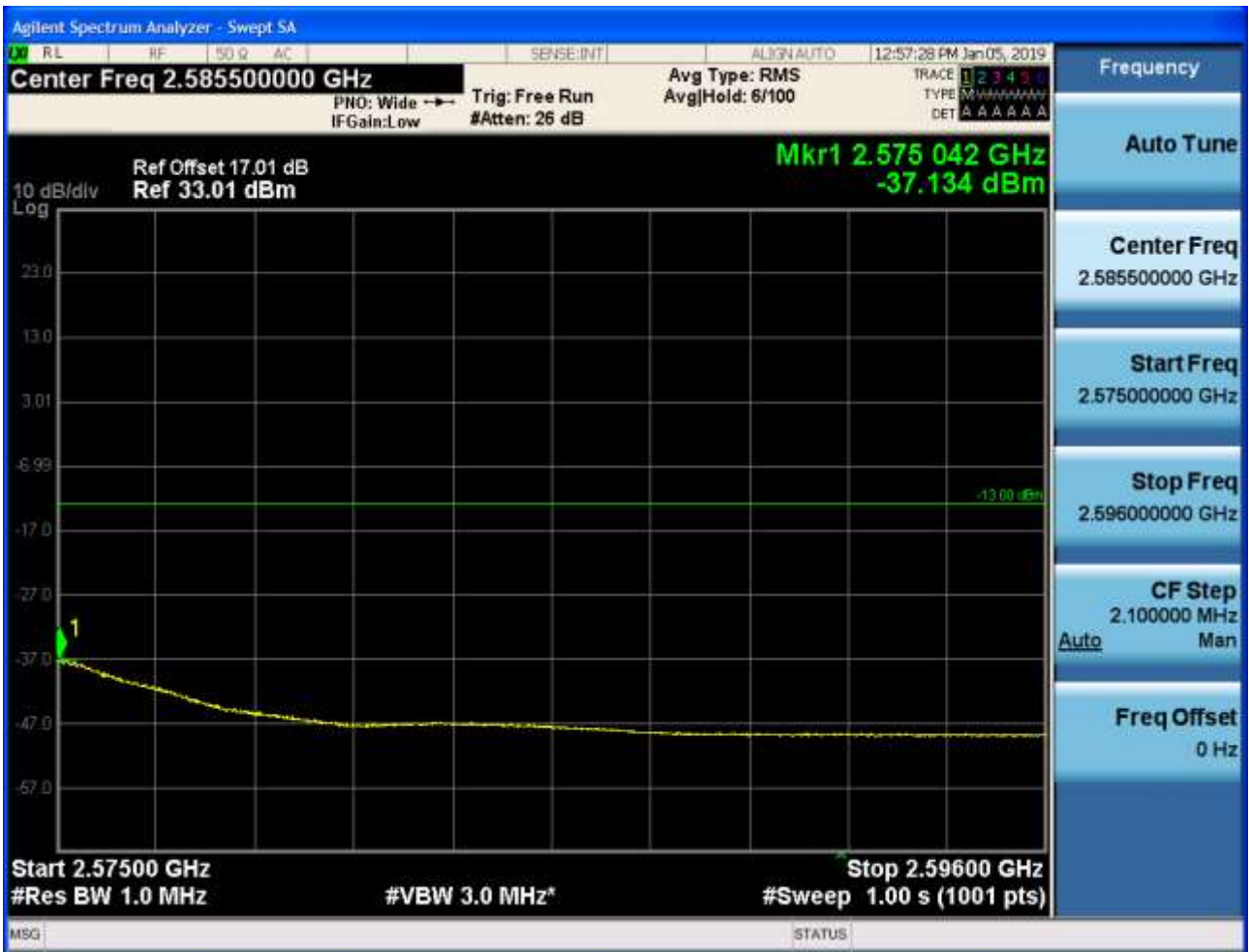




5.1.1.1.2.2.2 PCC Test RB = 0 & SCC Test RB = partial RBs #max



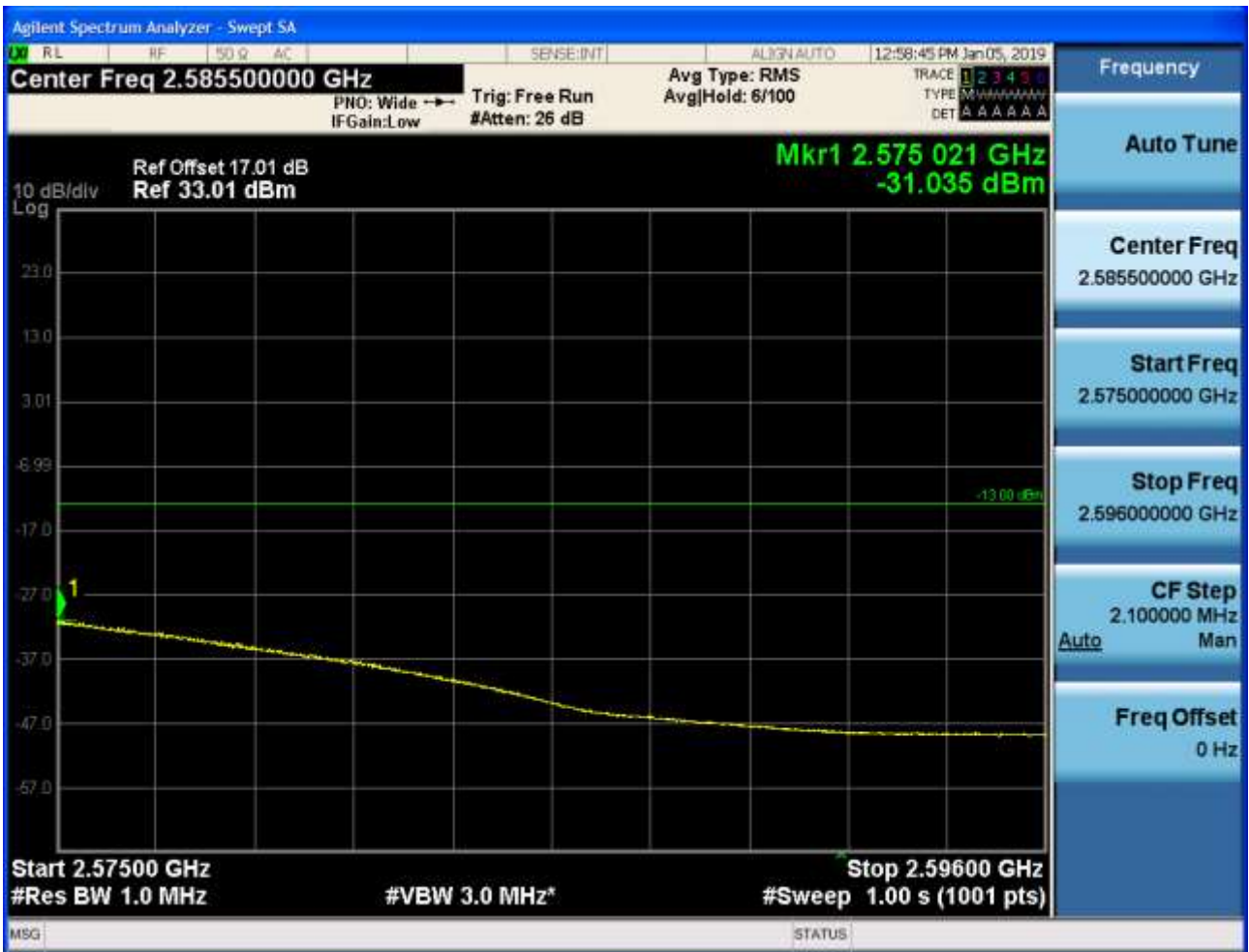




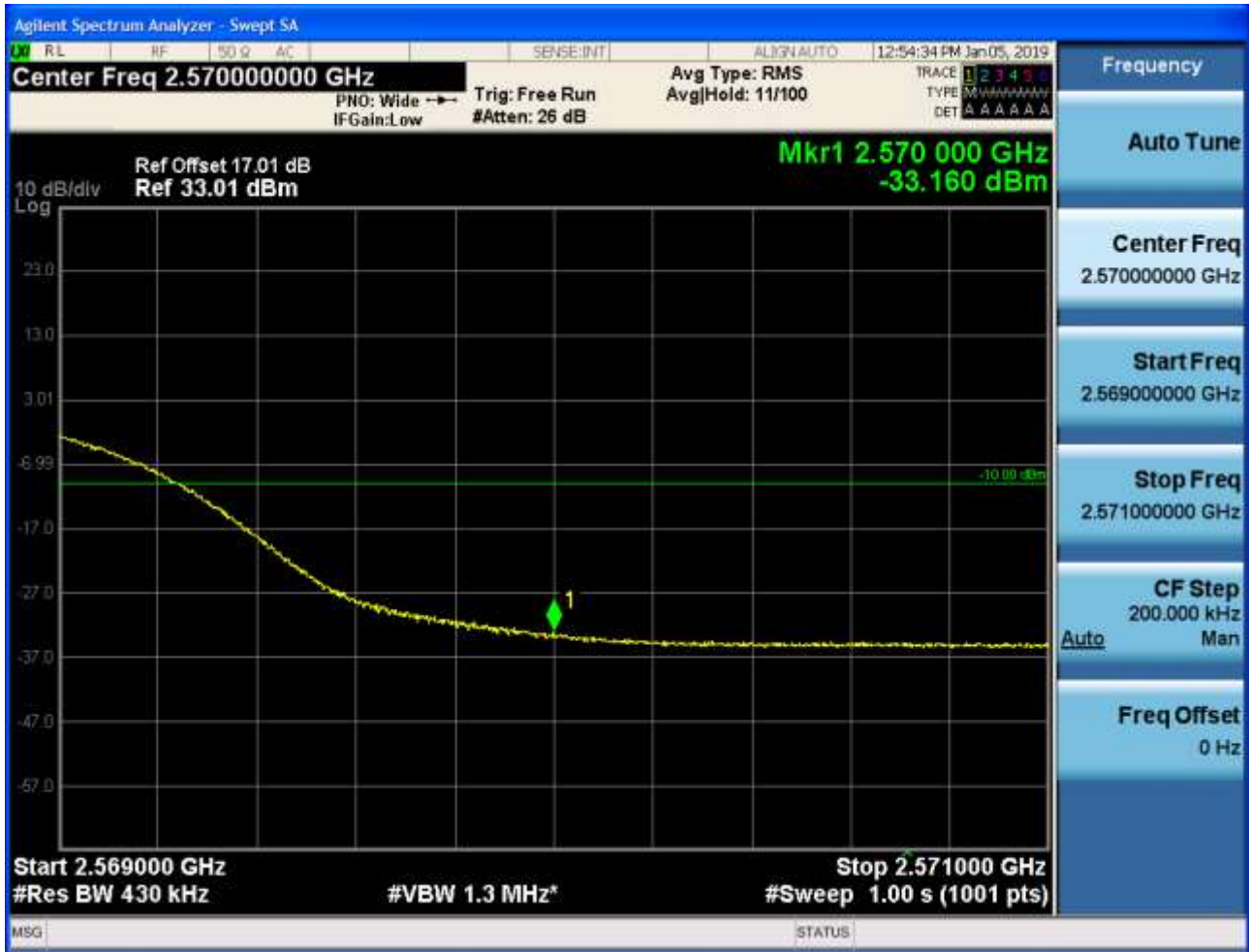
5.1.1.1.2.2.3 PCC Test RB = 0 & SCC Test RB = full RBs







5.1.1.1.2.2.4 PCC Test RB = full RBs & SCC Test RB = full RBs





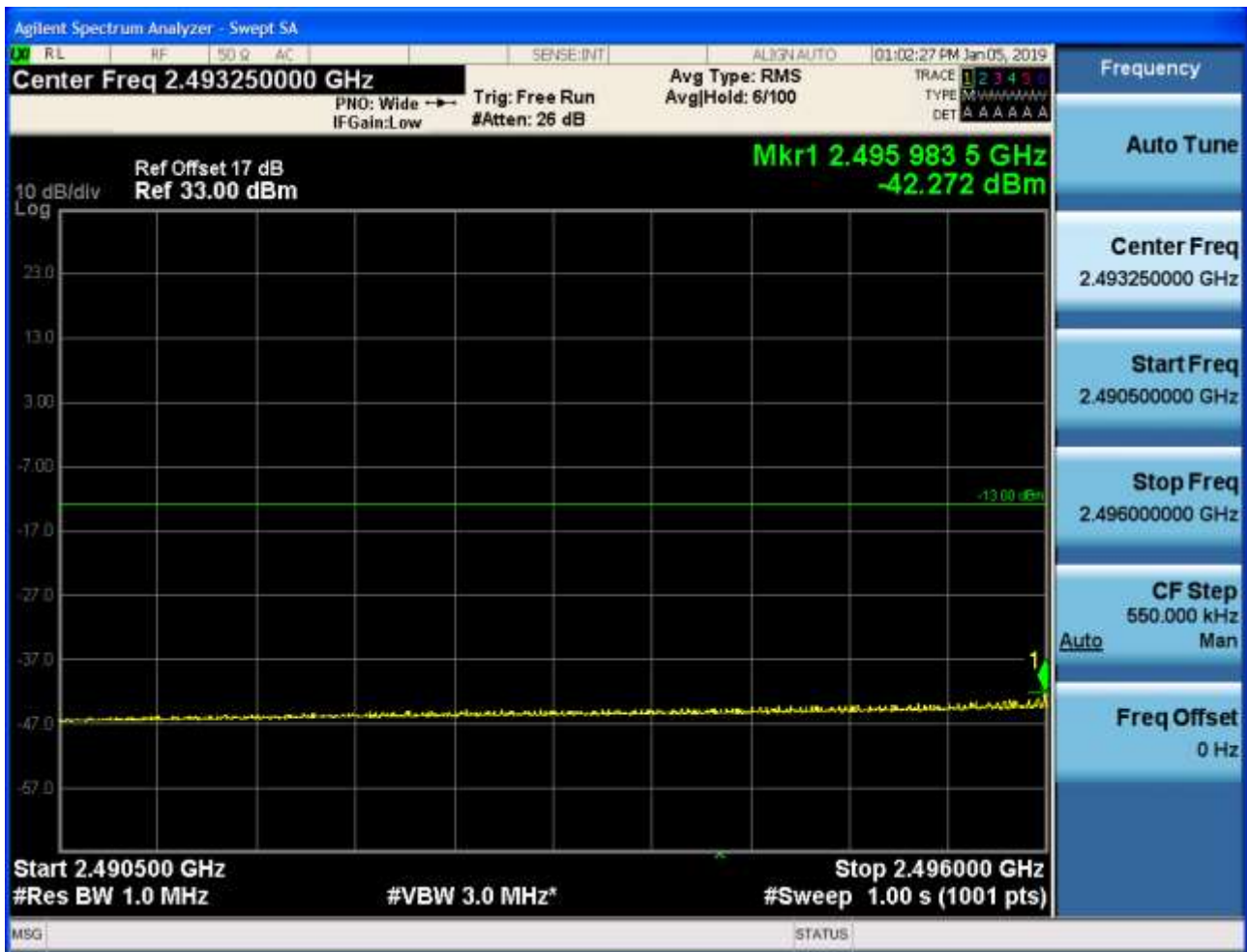


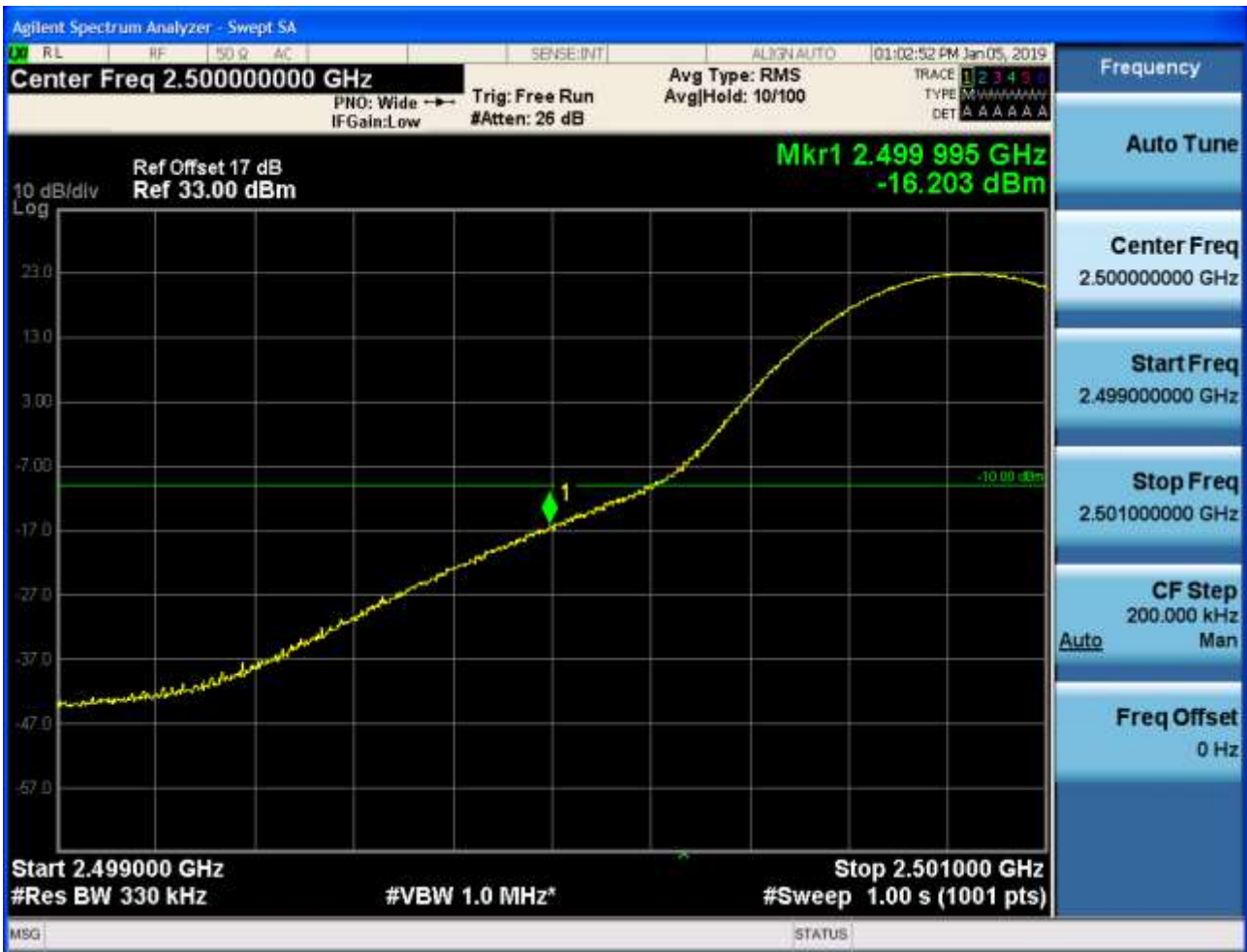
5.1.1.2 Test Mode = LTE/TM2

5.1.1.2.1 Test Bandwidth = 15MHz+15MHz

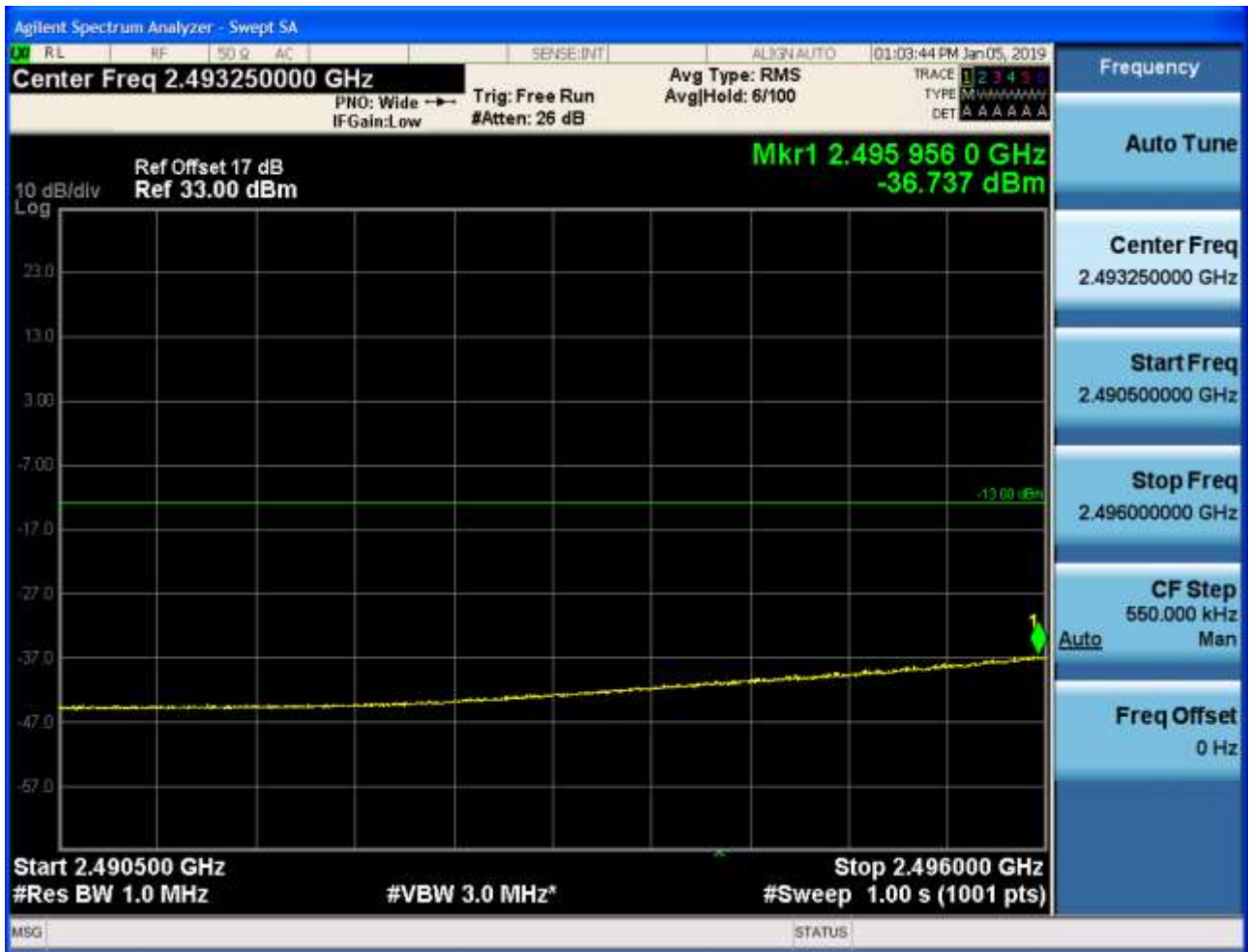
5.1.1.2.1.1 Test Channel = LCH

5.1.1.2.1.1.1 PCC Test RB = 1 # 0 & SCC Test RB = 0





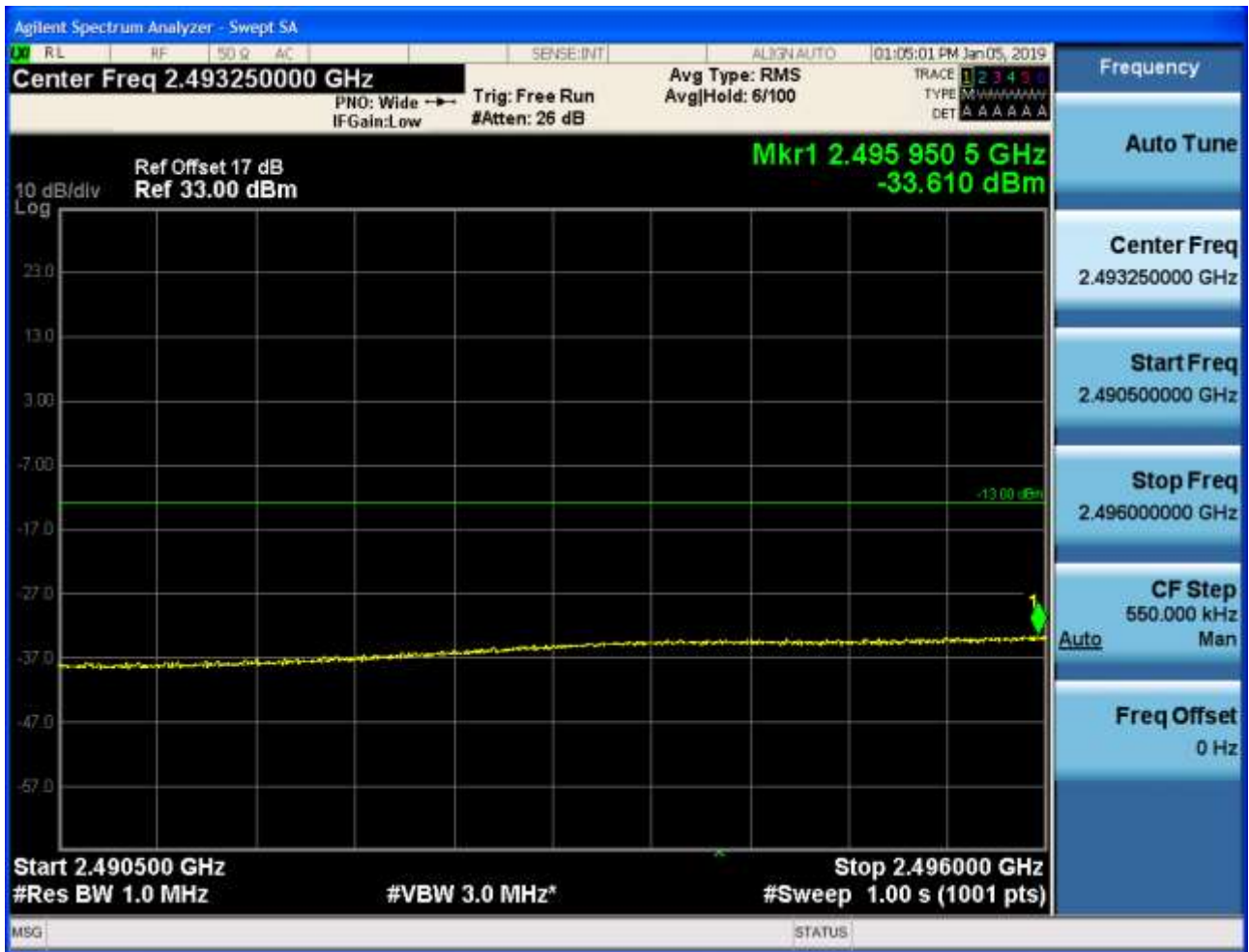
5.1.1.2.1.1.2 PCC Test RB = partial RBs #0 & SCC Test RB = 0

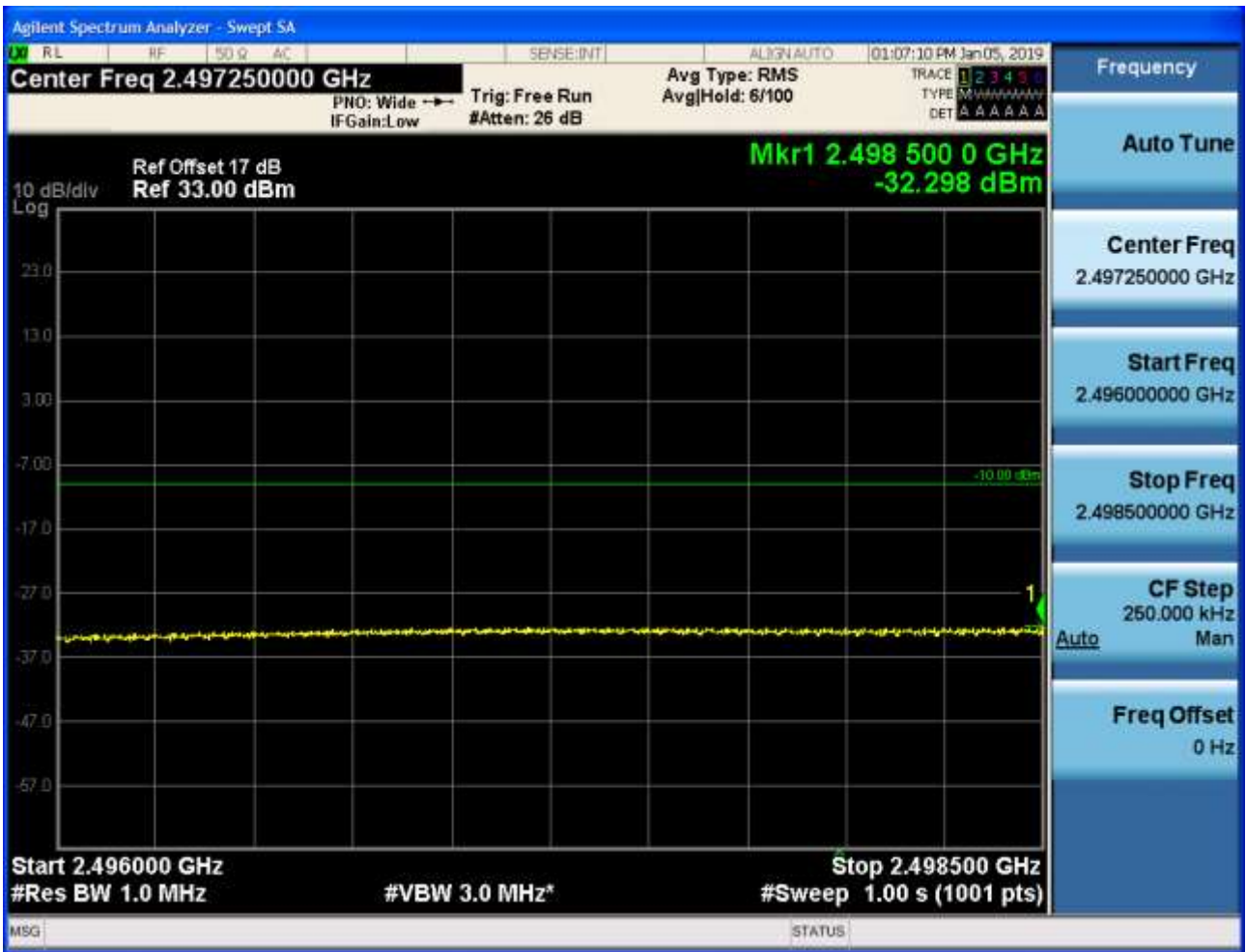






5.1.1.2.1.1.3 PCC Test RB = full RBs & SCC Test RB = 0







5.1.1.2.1.1.4 PCC Test RB = full RBs & SCC Test RB = full RBs



5.1.1.2.1.2 Test Channel = HCH

5.1.1.2.1.2.1 PCC Test RB = 0 & SCC Test RB = 1 # max

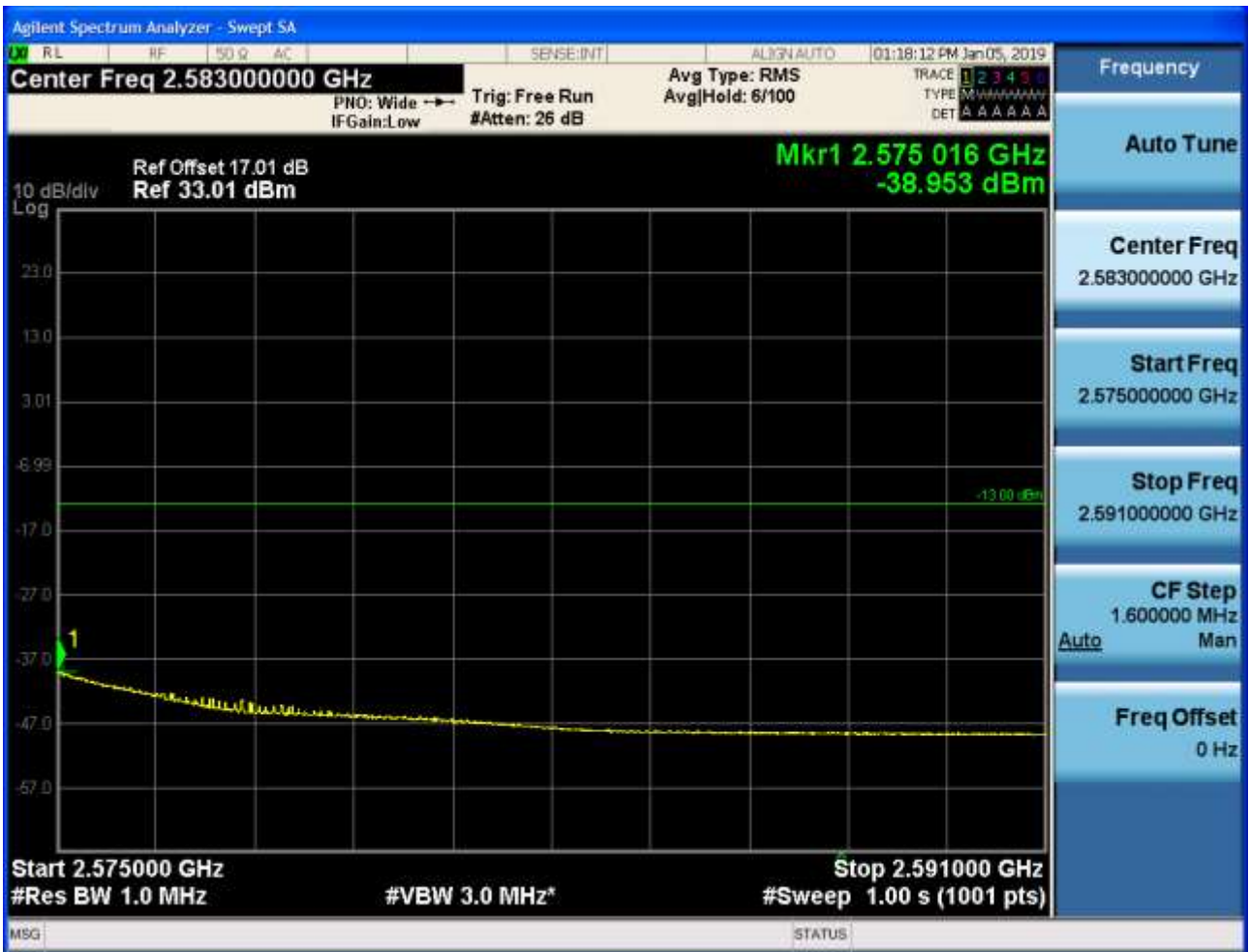






5.1.1.2.1.2.2 PCC Test RB = 0 & SCC Test RB = partial RBs #max





5.1.1.2.1.2.3 PCC Test RB = 0 & SCC Test RB = full RBs





5.1.1.2.1.2.4 PCC Test RB = full RBs & SCC Test RB = full RBs





