



Appendix D. Photo documentation

Table of contents
Test Facility
Test Positions
Liquid Depth

Test Facility

Photo 1: Measurement System DASY 5



Test Positions

Photo 2: Front View



Photo 3: Rear View



Photo 4: Front View-open



Photo 5: Rear View-open



Photo 6: Left Hand Touched




Photo 7: Left Hand Tilted 15°



Photo 8: Right Head Touched




Photo 9: Right Hand Tilted 15°




Photo 10: Towards Phantom (10mm)




Photo 11: Towards Ground (10mm)




Photo 12: Left edge(10mm)




Photo 13:Right edge (10mm)



Photo 14:Bottom edge (10mm)



Photo 15:Top edge (10mm)



Photo 16:Towards ground with Headset (10mm)



NA

NA

Liquid Depth

Photo 17:HSL835MHz depth (15.2cm)




Photo 18:MSL835depth (15.1cm)




Photo 19:HSL1800MHz depth (15.2cm)



Photo 20:MSL1800MHz depth (15.2cm)




Photo 21:HSL1900MHz depth (15.0cm)



Photo 22:MSL1900MHz depth (15.1cm)




Photo 23:HSL2450MHz depth (15.0cm)



Photo 24:MSL2450MHz depth (15.1cm)

