



# Appendix for test report



## 1Appendix\_A: Effective (Isotropic) Radiated Power Output Data

### Part I - Test Results

Test Band(LTE)	Test Mode	Test Bandwidth	Test Channel	Test RB	Measured[dBm]	EIRP[dBm]	Limit [dBm]	Verdict
BAND7	LTE/TM1	5	LCH	RB1#0	22.03	21.53	33	PASS
				RB1#13	22.18	21.68	33	PASS
				RB1#24	21.97	21.47	33	PASS
				RB12#0	21.14	20.64	33	PASS
				RB12#6	21.19	20.69	33	PASS
				RB12#13	21.03	20.53	33	PASS
				RB25#0	21.09	20.59	33	PASS
			MCH	RB1#0	21.96	21.46	33	PASS
				RB1#13	22.16	21.66	33	PASS
				RB1#24	22.05	21.55	33	PASS
				RB12#0	21.21	20.71	33	PASS
				RB12#6	21.25	20.75	33	PASS
				RB12#13	21.2	20.7	33	PASS
				RB25#0	21.22	20.72	33	PASS

Test Band(LTE)	Test Mode	Test Bandwidth	Test Channel	Test RB	Measured[dBm]	EIRP[dBm]	Limit [dBm]	Verdict
			HCH	RB1#0	22.06	21.56	33	PASS
				RB1#13	22.03	21.53	33	PASS
				RB1#24	21.7	21.2	33	PASS
				RB12#0	21.23	20.73	33	PASS
				RB12#6	21.25	20.75	33	PASS
				RB12#13	21.19	20.69	33	PASS
				RB25#0	21.21	20.71	33	PASS
		10	LCH	RB1#0	22.25	21.75	33	PASS
				RB1#25	22.4	21.9	33	PASS
				RB1#49	22.16	21.66	33	PASS
				RB25#0	21.24	20.74	33	PASS
				RB25#13	21.16	20.66	33	PASS
				RB25#25	21.21	20.71	33	PASS
				RB50#0	21.18	20.68	33	PASS
				MCH	RB1#0	22.25	21.75	33
RB1#25	22.55	22.05	33		PASS			
RB1#49	22.17	21.67	33		PASS			



Test Band(LTE)	Test Mode	Test Bandwidth	Test Channel	Test RB	Measured[dBm]	EIRP[dBm]	Limit [dBm]	Verdict
				RB25#0	21.24	20.74	33	PASS
				RB25#13	21.24	20.74	33	PASS
				RB25#25	21.27	20.77	33	PASS
				RB50#0	21.27	20.77	33	PASS
			HCH	RB1#0	22.41	21.91	33	PASS
				RB1#25	22.61	22.11	33	PASS
				RB1#49	22.43	21.93	33	PASS
				RB25#0	21.36	20.86	33	PASS
				RB25#13	21.33	20.83	33	PASS
				RB25#25	21.26	20.76	33	PASS
				RB50#0	21.37	20.87	33	PASS
				LCH	RB1#0	22.14	21.64	33
			RB1#38		22.57	22.07	33	PASS
			RB1#74		22.29	21.79	33	PASS
		RB36#0	21.22		20.72	33	PASS	
		RB36#18	21.26		20.76	33	PASS	
		RB36#39	21.28		20.78	33	PASS	



Test Band(LTE)	Test Mode	Test Bandwidth	Test Channel	Test RB	Measured[dBm]	EIRP[dBm]	Limit [dBm]	Verdict
				RB75#0	21.21	20.71	33	PASS
			MCH	RB1#0	22.15	21.65	33	PASS
				RB1#38	22.29	21.79	33	PASS
				RB1#74	22.15	21.65	33	PASS
				RB36#0	21.22	20.72	33	PASS
				RB36#18	21.26	20.76	33	PASS
				RB36#39	21.24	20.74	33	PASS
				RB75#0	21.24	20.74	33	PASS
				HCH	RB1#0	22.16	21.66	33
			RB1#38		22.44	21.94	33	PASS
			RB1#74		22.07	21.57	33	PASS
			RB36#0		21.26	20.76	33	PASS
			RB36#18		21.3	20.8	33	PASS
			RB36#39		21.23	20.73	33	PASS
			RB75#0		21.31	20.81	33	PASS
		20	LCH	RB1#0	21.9	21.4	33	PASS
				RB1#50	22.35	21.85	33	PASS

Test Band(LTE)	Test Mode	Test Bandwidth	Test Channel	Test RB	Measured[dBm]	EIRP[dBm]	Limit [dBm]	Verdict
				RB1#99	21.89	21.39	33	PASS
				RB50#0	21.18	20.68	33	PASS
				RB50#25	21.22	20.72	33	PASS
				RB50#50	21.15	20.65	33	PASS
				RB100#0	21.21	20.71	33	PASS
			MCH	RB1#0	21.94	21.44	33	PASS
			MCH	RB1#50	22.37	21.87	33	PASS
			MCH	RB1#99	21.96	21.46	33	PASS
			MCH	RB50#0	21.29	20.79	33	PASS
			MCH	RB50#25	21.31	20.81	33	PASS
			MCH	RB50#50	21.3	20.8	33	PASS
			MCH	RB100#0	21.32	20.82	33	PASS
			HCH	RB1#0	22.37	21.87	33	PASS
			HCH	RB1#50	22.53	22.03	33	PASS
			HCH	RB1#99	22.33	21.83	33	PASS
			HCH	RB50#0	21.26	20.76	33	PASS
			HCH	RB50#25	21.29	20.79	33	PASS



Test Band(LTE)	Test Mode	Test Bandwidth	Test Channel	Test RB	Measured[dBm]	EIRP[dBm]	Limit [dBm]	Verdict	
				RB50#50	21.35	20.85	33	PASS	
				RB100#0	21.31	20.81	33	PASS	
	LTE/TM2	5	LCH	RB1#0	20.78	20.28	33	PASS	
				RB1#13	20.91	20.41	33	PASS	
				RB1#24	20.56	20.06	33	PASS	
				RB12#0	20.03	19.53	33	PASS	
				RB12#6	20.07	19.57	33	PASS	
				RB12#13	20.02	19.52	33	PASS	
				RB25#0	20.09	19.59	33	PASS	
				MCH	RB1#0	20.69	20.19	33	PASS
					RB1#13	20.81	20.31	33	PASS
					RB1#24	20.71	20.21	33	PASS
					RB12#0	20.19	19.69	33	PASS
					RB12#6	20.38	19.88	33	PASS
				RB12#13	20.09	19.59	33	PASS	
RB25#0	20.25	19.75	33	PASS					
HCH	RB1#0	21.36	20.86	33	PASS				



Test Band(LTE)	Test Mode	Test Bandwidth	Test Channel	Test RB	Measured[dBm]	EIRP[dBm]	Limit [dBm]	Verdict	
				RB1#13	21.42	20.92	33	PASS	
				RB1#24	21.16	20.66	33	PASS	
				RB12#0	20.17	19.67	33	PASS	
				RB12#6	20.08	19.58	33	PASS	
				RB12#13	20.08	19.58	33	PASS	
				RB25#0	20.08	19.58	33	PASS	
		10	LCH	RB1#0	21.07	20.57	33	PASS	
				RB1#25	21.31	20.81	33	PASS	
				RB1#49	21.22	20.72	33	PASS	
				RB25#0	19.98	19.48	33	PASS	
				RB25#13	20.11	19.61	33	PASS	
				RB25#25	19.99	19.49	33	PASS	
				RB50#0	20.16	19.66	33	PASS	
				MCH	RB1#0	21.01	20.51	33	PASS
					RB1#25	21.77	21.27	33	PASS
					RB1#49	21.11	20.61	33	PASS
RB25#0	20.23	19.73	33		PASS				





Test Band(LTE)	Test Mode	Test Bandwidth	Test Channel	Test RB	Measured[dBm]	EIRP[dBm]	Limit [dBm]	Verdict
				RB25#13	20.25	19.75	33	PASS
				RB25#25	20.18	19.68	33	PASS
				RB50#0	20.15	19.65	33	PASS
			HCH	RB1#0	21.02	20.52	33	PASS
				RB1#25	21.5	21	33	PASS
				RB1#49	20.87	20.37	33	PASS
				RB25#0	20.53	20.03	33	PASS
				RB25#13	20.41	19.91	33	PASS
				RB25#25	20.16	19.66	33	PASS
		RB50#0	20.25	19.75	33	PASS		
		15	LCH	RB1#0	21.37	20.87	33	PASS
				RB1#38	21.27	20.77	33	PASS
				RB1#74	21.34	20.84	33	PASS
				RB36#0	20.27	19.77	33	PASS
				RB36#18	20.13	19.63	33	PASS
RB36#39	20.07			19.57	33	PASS		
RB75#0	20.06	19.56	33	PASS				

Test Band(LTE)	Test Mode	Test Bandwidth	Test Channel	Test RB	Measured[dBm]	EIRP[dBm]	Limit [dBm]	Verdict
			MCH	RB1#0	21.03	20.53	33	PASS
				RB1#38	21.42	20.92	33	PASS
				RB1#74	21.02	20.52	33	PASS
				RB36#0	20.22	19.72	33	PASS
				RB36#18	20.17	19.67	33	PASS
				RB36#39	20.07	19.57	33	PASS
				RB75#0	20.15	19.65	33	PASS
			HCH	RB1#0	20.76	20.26	33	PASS
				RB1#38	21.38	20.88	33	PASS
				RB1#74	20.87	20.37	33	PASS
				RB36#0	20.23	19.73	33	PASS
				RB36#18	20.23	19.73	33	PASS
				RB36#39	20.2	19.7	33	PASS
				RB75#0	20.22	19.72	33	PASS
		20	LCH	RB1#0	21.03	20.53	33	PASS
RB1#50	21.88			21.38	33	PASS		
RB1#99	21.04			20.54	33	PASS		

Test Band(LTE)	Test Mode	Test Bandwidth	Test Channel	Test RB	Measured[dBm]	EIRP[dBm]	Limit [dBm]	Verdict
				RB50#0	20.19	19.69	33	PASS
				RB50#25	20.2	19.7	33	PASS
				RB50#50	20.2	19.7	33	PASS
				RB100#0	20.11	19.61	33	PASS
			MCH	RB1#0	20.91	20.41	33	PASS
				RB1#50	21.65	21.15	33	PASS
				RB1#99	20.83	20.33	33	PASS
				RB50#0	20.24	19.74	33	PASS
				RB50#25	20.17	19.67	33	PASS
				RB50#50	20.05	19.55	33	PASS
				RB100#0	20.16	19.66	33	PASS
				HCH	RB1#0	21.34	20.84	33
			RB1#50		21.96	21.46	33	PASS
			RB1#99		21.45	20.95	33	PASS
			RB50#0		20.33	19.83	33	PASS
			RB50#25		20.34	19.84	33	PASS
			RB50#50		20.23	19.73	33	PASS



Test Band(LTE)	Test Mode	Test Bandwidth	Test Channel	Test RB	Measured[dBm]	EIRP[dBm]	Limit [dBm]	Verdict
				RB100#0	20.29	19.79	33	PASS

Note1:

a, For getting the ERP (Efficient Radiated Power) or EIRP (Efficient Isotropic Radiated Power) in substitution method, the following formula should be taken to calculate it,

$$\text{ERP [dBm]} = \text{SGP [dBm]} - \text{Cable Loss [dB]} + \text{Gain [dBd]}$$

$$\text{EIRP [dBm]} = \text{SGP [dBm]} - \text{Cable Loss [dB]} + \text{Gain [dBi]}$$

b, SGP=Signal Generator Level

Note2:

$$\text{SET Span} = 1.5 * \text{OBW}$$

$$\text{SET RBW} = 1\% \text{ of the OBW, not to exceed 1MHz}$$

$$\text{SET VBW} \geq 3 * \text{RBW}$$

SET Sweep time=auto-couple.

Detector:RMS

## 2Appendix\_B: Peak-to-Average Ratio

### Part I - Test Results

Test Band(For LTE)	Test Mode	Test Bandwidth (MHz)	Test Channel	Test RB	Measured[dB]	Limit [dB]	Verdict
BAND7	LTE/TM1	5	LCH	RB1#0	3.18	13	PASS
				RB1#13	3.05	13	PASS
				RB1#24	3.18	13	PASS
				RB12#0	4.21	13	PASS
				RB12#6	4.11	13	PASS
				RB12#13	4.26	13	PASS
				RB25#0	4.72	13	PASS
			MCH	RB1#0	3.31	13	PASS
				RB1#13	3.1	13	PASS
				RB1#24	3.25	13	PASS
				RB12#0	4.27	13	PASS
				RB12#6	4.14	13	PASS
				RB12#13	4.23	13	PASS
				RB25#0	4.87	13	PASS
		HCH	RB1#0	3.38	13	PASS	
			RB1#13	3.19	13	PASS	
			RB1#24	3.36	13	PASS	
			RB12#0	4.26	13	PASS	
			RB12#6	4.2	13	PASS	
			RB12#13	4.21	13	PASS	
			RB25#0	4.69	13	PASS	
		10	LCH	RB1#0	3.25	13	PASS
				RB1#25	3.13	13	PASS
				RB1#49	3.21	13	PASS
				RB25#0	4.28	13	PASS
				RB25#13	4.23	13	PASS
				RB25#25	4.27	13	PASS
				RB50#0	5	13	PASS
MCH	RB1#0		3.36	13	PASS		
	RB1#25		3.23	13	PASS		
	RB1#49		3.32	13	PASS		
	RB25#0		4.33	13	PASS		



Test Band(For LTE)	Test Mode	Test Bandwidth (MHz)	Test Channel	Test RB	Measured[dB]	Limit [dB]	Verdict	
				RB25#13	4.26	13	PASS	
				RB25#25	4.32	13	PASS	
				RB50#0	5.29	13	PASS	
			HCH	RB1#0	3.26	13	PASS	
				RB1#25	3.1	13	PASS	
				RB1#49	3	13	PASS	
				RB25#0	4.37	13	PASS	
				RB25#13	4.24	13	PASS	
				RB25#25	4.35	13	PASS	
				RB50#0	5.01	13	PASS	
			15	LCH	RB1#0	3.21	13	PASS
					RB1#38	3.15	13	PASS
		RB1#74			3.27	13	PASS	
		RB36#0			4.36	13	PASS	
		RB36#18			4.25	13	PASS	
		RB36#39			4.38	13	PASS	
		MCH		RB75#0	5.12	13	PASS	
				RB1#0	3.27	13	PASS	
				RB1#38	3.19	13	PASS	
				RB1#74	3.24	13	PASS	
				RB36#0	4.39	13	PASS	
				RB36#18	4.27	13	PASS	
		HCH	RB36#39	4.36	13	PASS		
			RB75#0	5.18	13	PASS		
			RB1#0	3.43	13	PASS		
			RB1#38	3.2	13	PASS		
			RB1#74	3.11	13	PASS		
			RB36#0	4.47	13	PASS		
			RB36#18	4.32	13	PASS		
		20	LCH	RB36#39	4.29	13	PASS	
				RB75#0	5.06	13	PASS	
				RB1#0	3.37	13	PASS	
				RB1#50	3.31	13	PASS	
RB1#99	3.46			13	PASS			
RB50#0	4.38			13	PASS			
MCH	RB50#25		4.35	13	PASS			
	RB50#50	4.5	13	PASS				
			RB100#0	5.01	13	PASS		
			RB1#0	3.38	13	PASS		



Test Band(For LTE)	Test Mode	Test Bandwidth (MHz)	Test Channel	Test RB	Measured[dB]	Limit [dB]	Verdict			
				RB1#50	3.2	13	PASS			
				RB1#99	3.44	13	PASS			
				RB50#0	4.39	13	PASS			
				RB50#25	4.3	13	PASS			
				RB50#50	4.42	13	PASS			
				RB100#0	5.17	13	PASS			
			HCH	RB1#0	3.41	13	PASS			
				RB1#50	3.03	13	PASS			
				RB1#99	3.14	13	PASS			
				RB50#0	4.69	13	PASS			
				RB50#25	4.47	13	PASS			
				RB50#50	4.36	13	PASS			
					5	LCH	RB1#0	4.16	13	PASS
							RB1#13	4.14	13	PASS
	RB1#24	4.24					13	PASS		
	RB12#0	5.12					13	PASS		
	RB12#6	5.17					13	PASS		
	RB12#13	5.16					13	PASS		
	MCH	RB25#0				5.62	13	PASS		
		RB1#0				4.35	13	PASS		
		RB1#13				4.2	13	PASS		
		RB1#24				4.34	13	PASS		
		RB12#0				5.2	13	PASS		
		RB12#6				5.06	13	PASS		
	HCH	RB12#13				5.21	13	PASS		
		RB25#0				5.81	13	PASS		
		RB1#0				3.97	13	PASS		
		RB1#13				3.84	13	PASS		
		RB1#24	4.01	13	PASS					
		RB12#0	5.16	13	PASS					
		10	LCH	RB12#6	5.08	13	PASS			
				RB12#13	5.13	13	PASS			
				RB25#0	5.73	13	PASS			
				RB1#0	4.34	13	PASS			
				RB1#25	4.15	13	PASS			
				RB1#49	4.4	13	PASS			
				RB25#0	5.3	13	PASS			
				RB25#13	5.24	13	PASS			



Test Band(For LTE)	Test Mode	Test Bandwidth (MHz)	Test Channel	Test RB	Measured[dB]	Limit [dB]	Verdict
				RB25#25	5.4	13	PASS
				RB50#0	5.59	13	PASS
			MCH	RB1#0	4.26	13	PASS
				RB1#25	4.25	13	PASS
				RB1#49	4.27	13	PASS
				RB25#0	5.21	13	PASS
				RB25#13	5.18	13	PASS
				RB25#25	5.23	13	PASS
			RB50#0	6.02	13	PASS	
			HCH	RB1#0	4.17	13	PASS
				RB1#25	4.05	13	PASS
				RB1#49	3.95	13	PASS
				RB25#0	5.33	13	PASS
				RB25#13	5.2	13	PASS
		RB25#25		5.29	13	PASS	
		RB50#0	6.15	13	PASS		
		15	LCH	RB1#0	4.27	13	PASS
				RB1#38	4.1	13	PASS
				RB1#74	4.47	13	PASS
				RB36#0	5.37	13	PASS
				RB36#18	5.22	13	PASS
				RB36#39	5.39	13	PASS
			RB75#0	6.01	13	PASS	
			MCH	RB1#0	4.06	13	PASS
				RB1#38	3.77	13	PASS
				RB1#74	4.02	13	PASS
				RB36#0	5.39	13	PASS
				RB36#18	5.3	13	PASS
				RB36#39	5.38	13	PASS
			RB75#0	5.91	13	PASS	
			HCH	RB1#0	4.21	13	PASS
				RB1#38	4.07	13	PASS
				RB1#74	4.15	13	PASS
RB36#0	5.46			13	PASS		
RB36#18	5.31	13		PASS			
RB36#39	5.35	13		PASS			
RB75#0	5.97	13	PASS				
20	LCH	RB1#0	3.86	13	PASS		
		RB1#50	3.79	13	PASS		





Test Band(For LTE)	Test Mode	Test Bandwidth (MHz)	Test Channel	Test RB	Measured[dB]	Limit [dB]	Verdict
				RB1#99	3.97	13	PASS
				RB50#0	5.41	13	PASS
				RB50#25	5.26	13	PASS
				RB50#50	5.38	13	PASS
				RB100#0	6.18	13	PASS
			MCH	RB1#0	4.19	13	PASS
				RB1#50	4.04	13	PASS
				RB1#99	4.19	13	PASS
				RB50#0	5.38	13	PASS
				RB50#25	5.3	13	PASS
				RB50#50	5.39	13	PASS
				RB100#0	5.83	13	PASS
			HCH	RB1#0	4.32	13	PASS
				RB1#50	4.18	13	PASS
				RB1#99	4.13	13	PASS
				RB50#0	5.59	13	PASS
				RB50#25	5.35	13	PASS
				RB50#50	5.42	13	PASS
				RB100#0	6.25	13	PASS

## 3Appendix\_C: Modulation Characteristics

### Part I - Test Plots

#### 3.1 For LTE

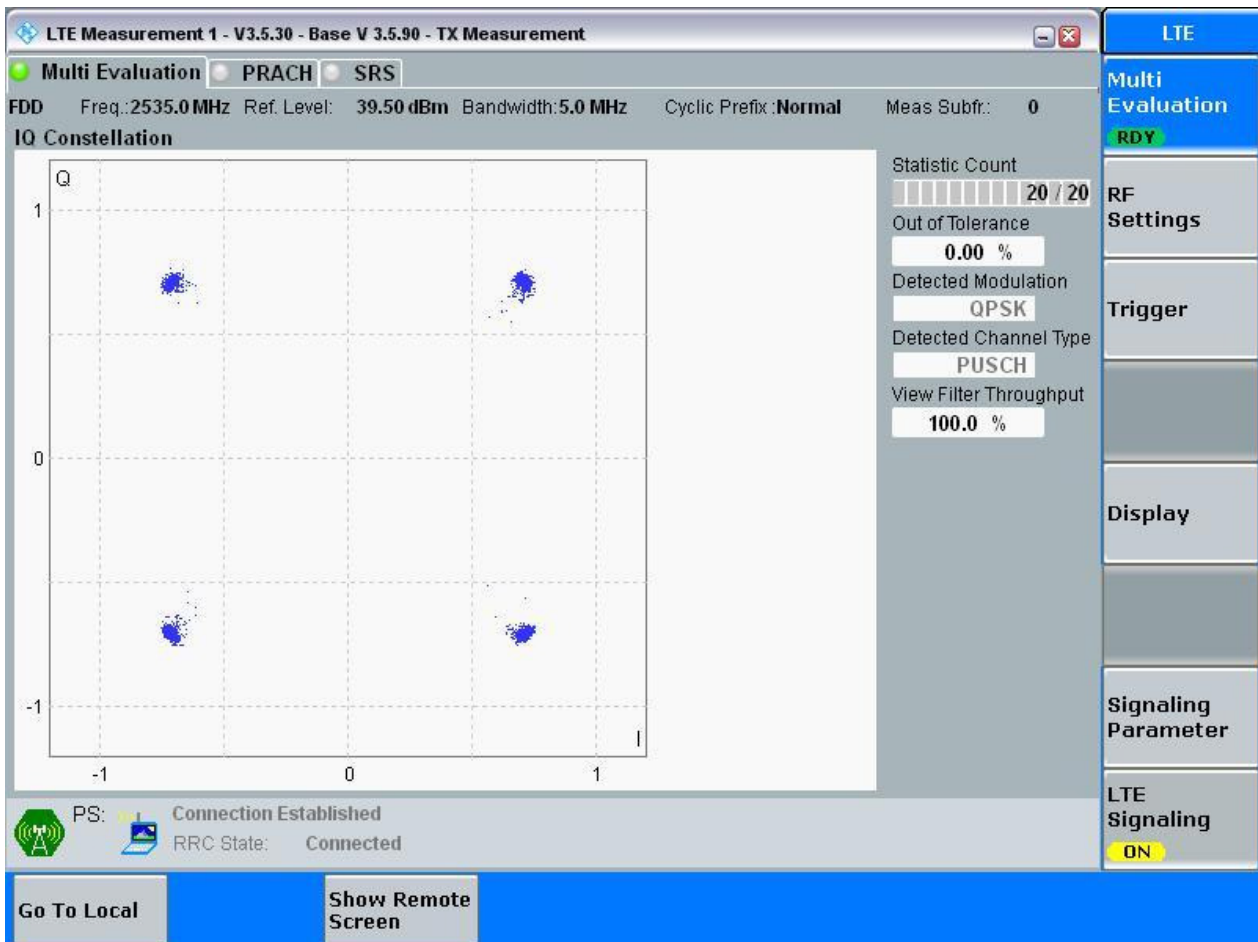
##### 3.1.1 Test Band = BAND7

##### 3.1.1.1 Test Mode = LTE/TM1

##### 3.1.1.1.1 Test Bandwidth = 5

##### 3.1.1.1.1.1 Test Channel = MCH

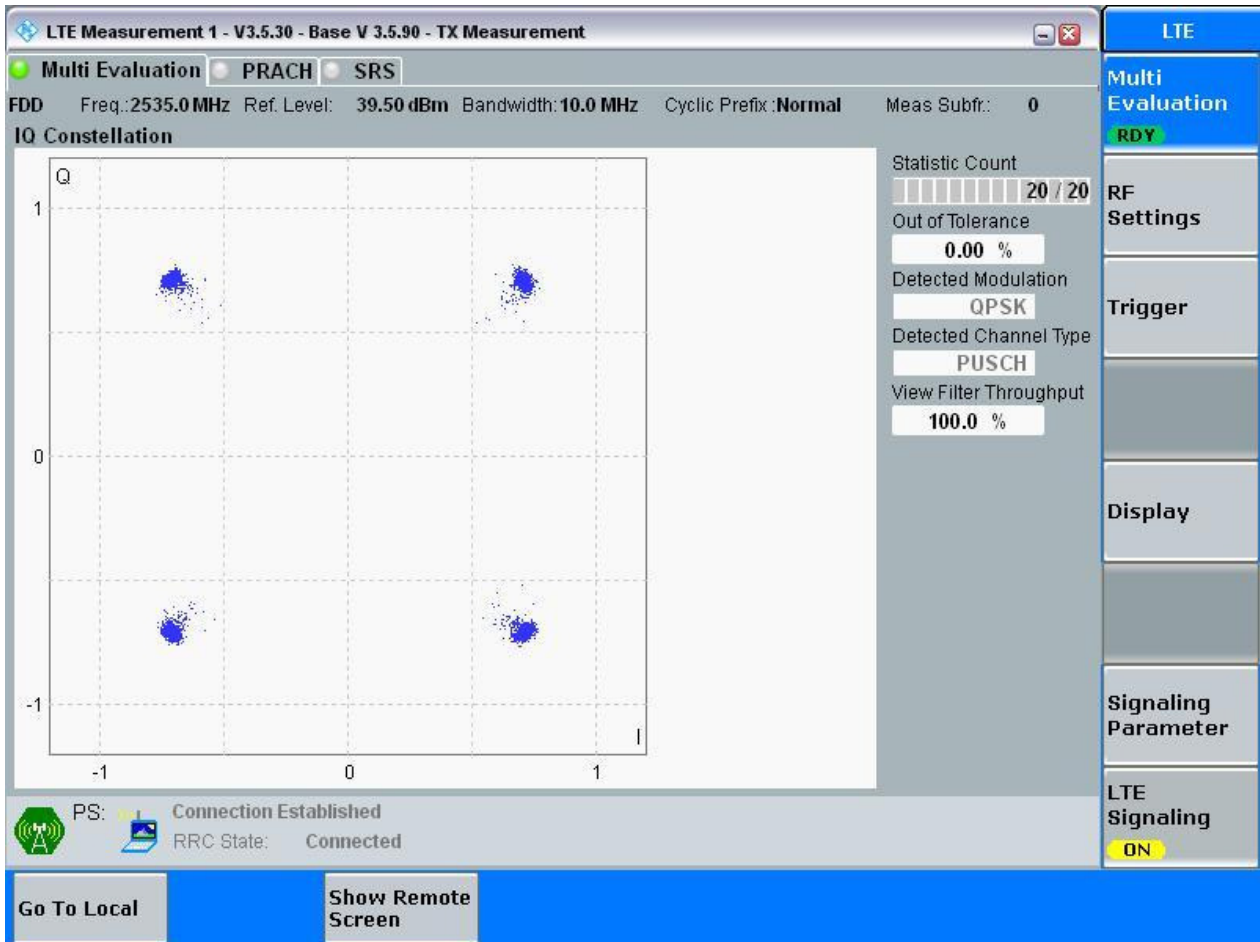
##### 3.1.1.1.1.1.1 Test RB = RB25#0



### 3.1.1.1.2 Test Bandwidth = 10

#### 3.1.1.1.2.1 Test Channel = MCH

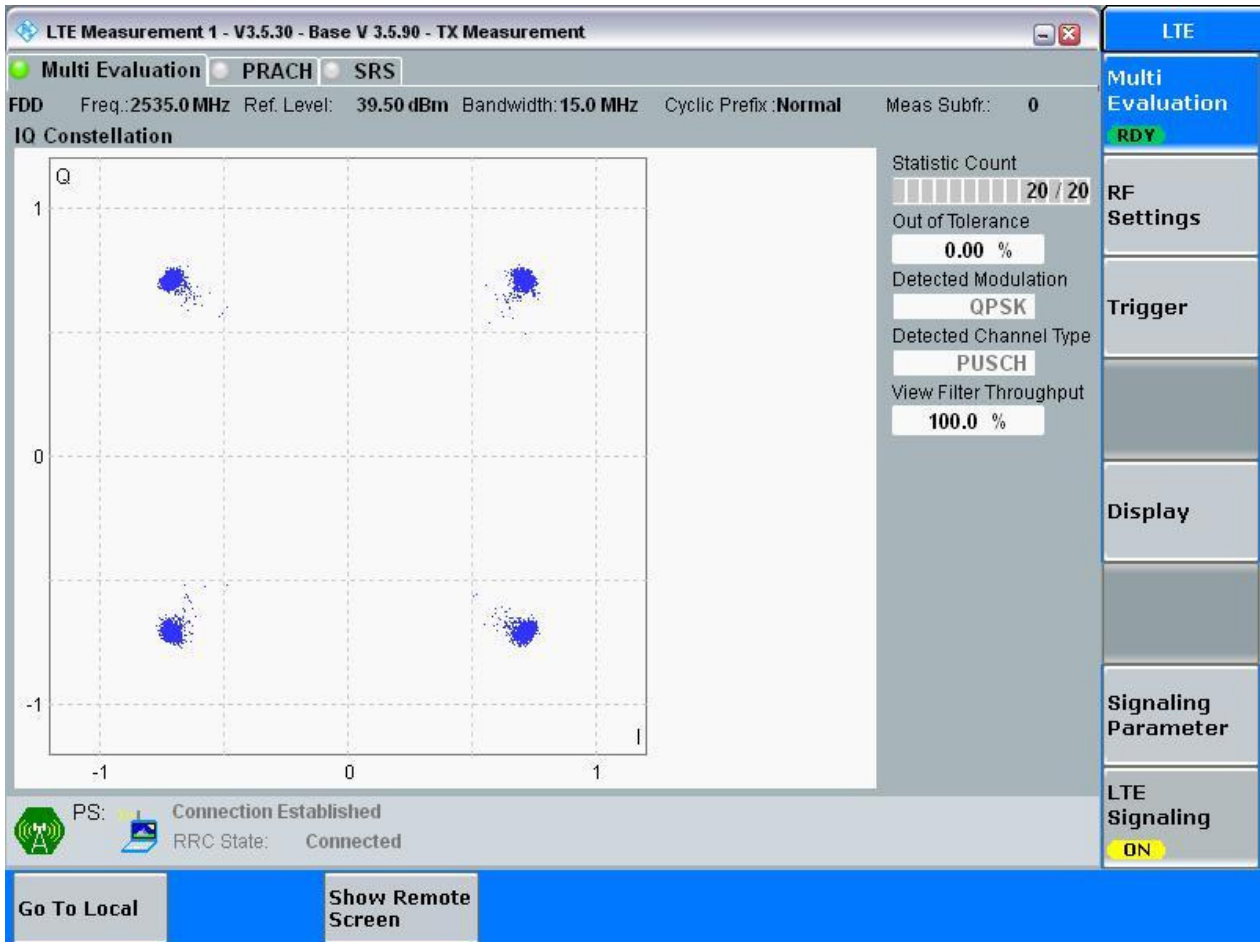
##### 3.1.1.1.2.1.1 Test RB = RB50#0



### 3.1.1.1.3 Test Bandwidth = 15

#### 3.1.1.1.3.1 Test Channel = MCH

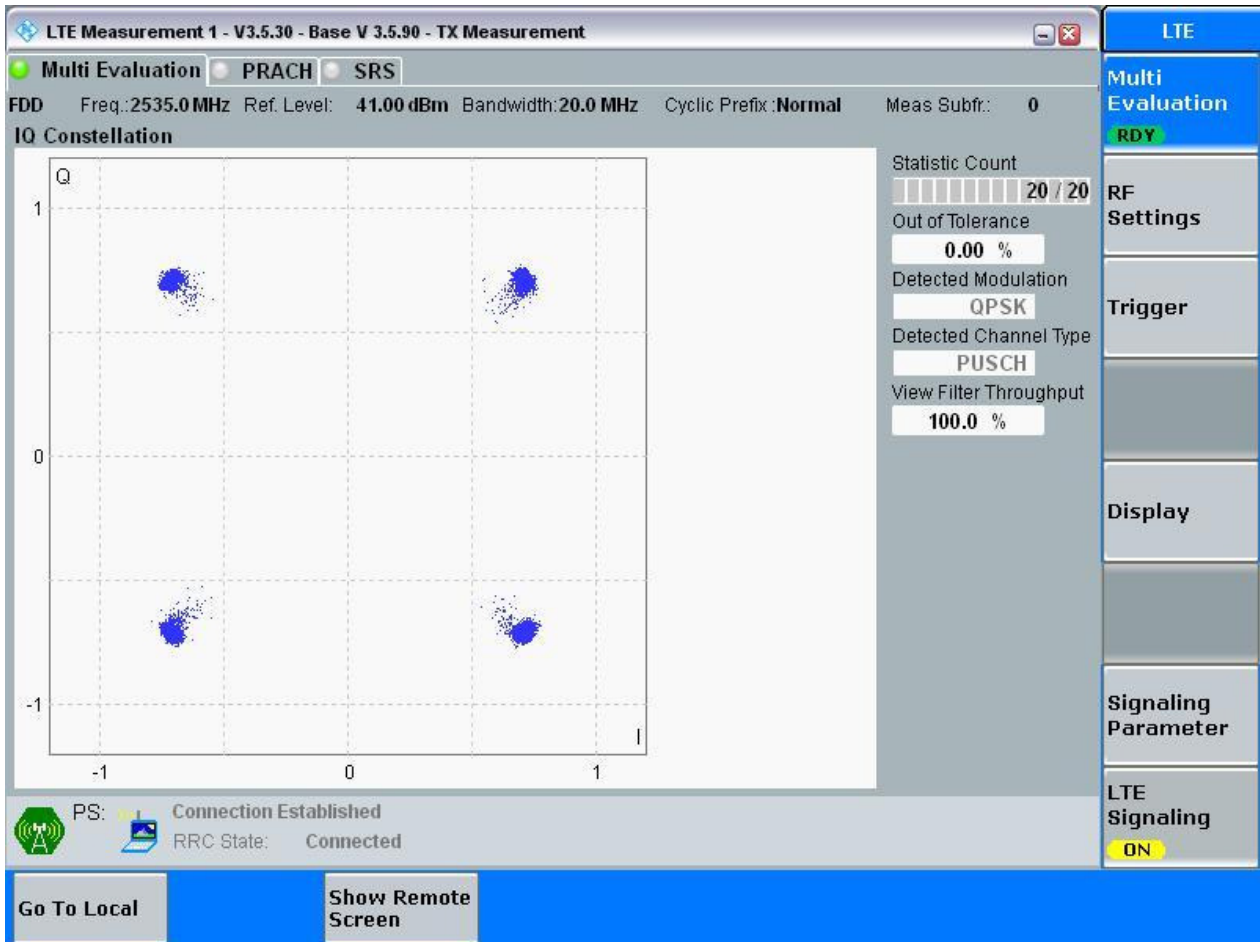
##### 3.1.1.1.3.1.1 Test RB = RB75#0



### 3.1.1.1.4 Test Bandwidth = 20

#### 3.1.1.1.4.1 Test Channel = MCH

##### 3.1.1.1.4.1.1 Test RB = RB100#0

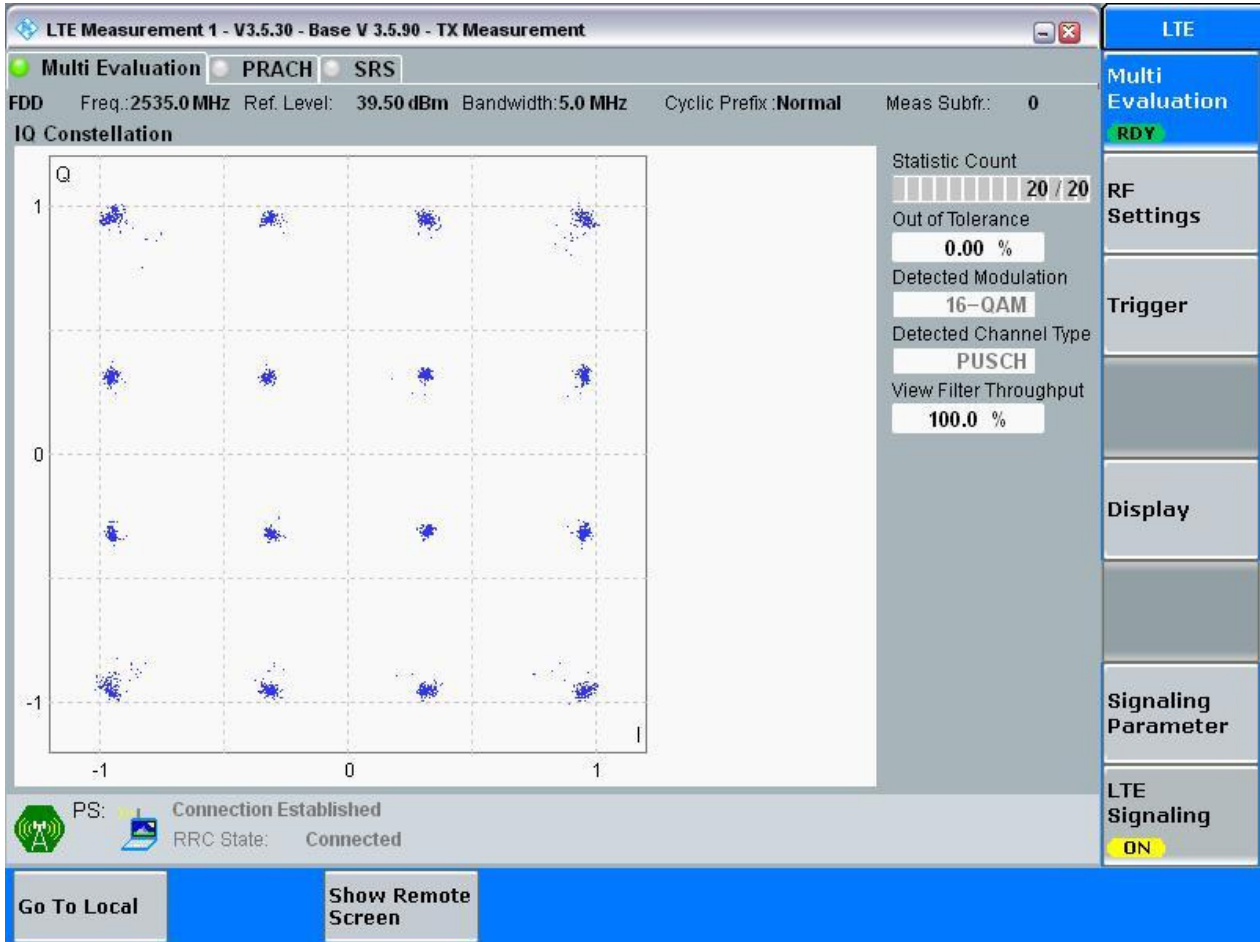


3.1.1.2 Test Mode = LTE/TM2

3.1.1.2.1 Test Bandwidth = 5

3.1.1.2.1.1 Test Channel = MCH

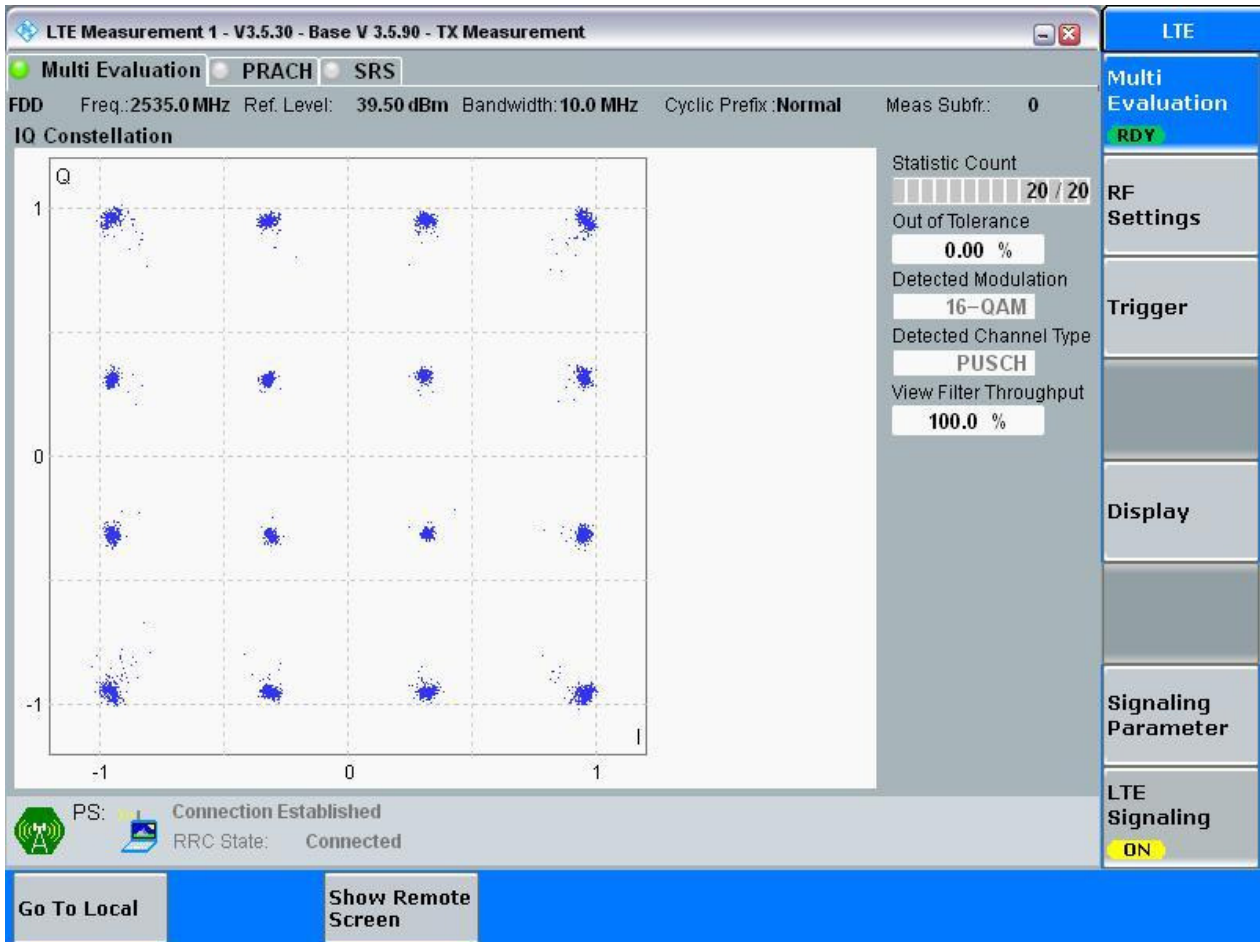
3.1.1.2.1.1.1 Test RB = RB25#0



### 3.1.1.2.2 Test Bandwidth = 10

#### 3.1.1.2.2.1 Test Channel = MCH

##### 3.1.1.2.2.1.1 Test RB = RB50#0

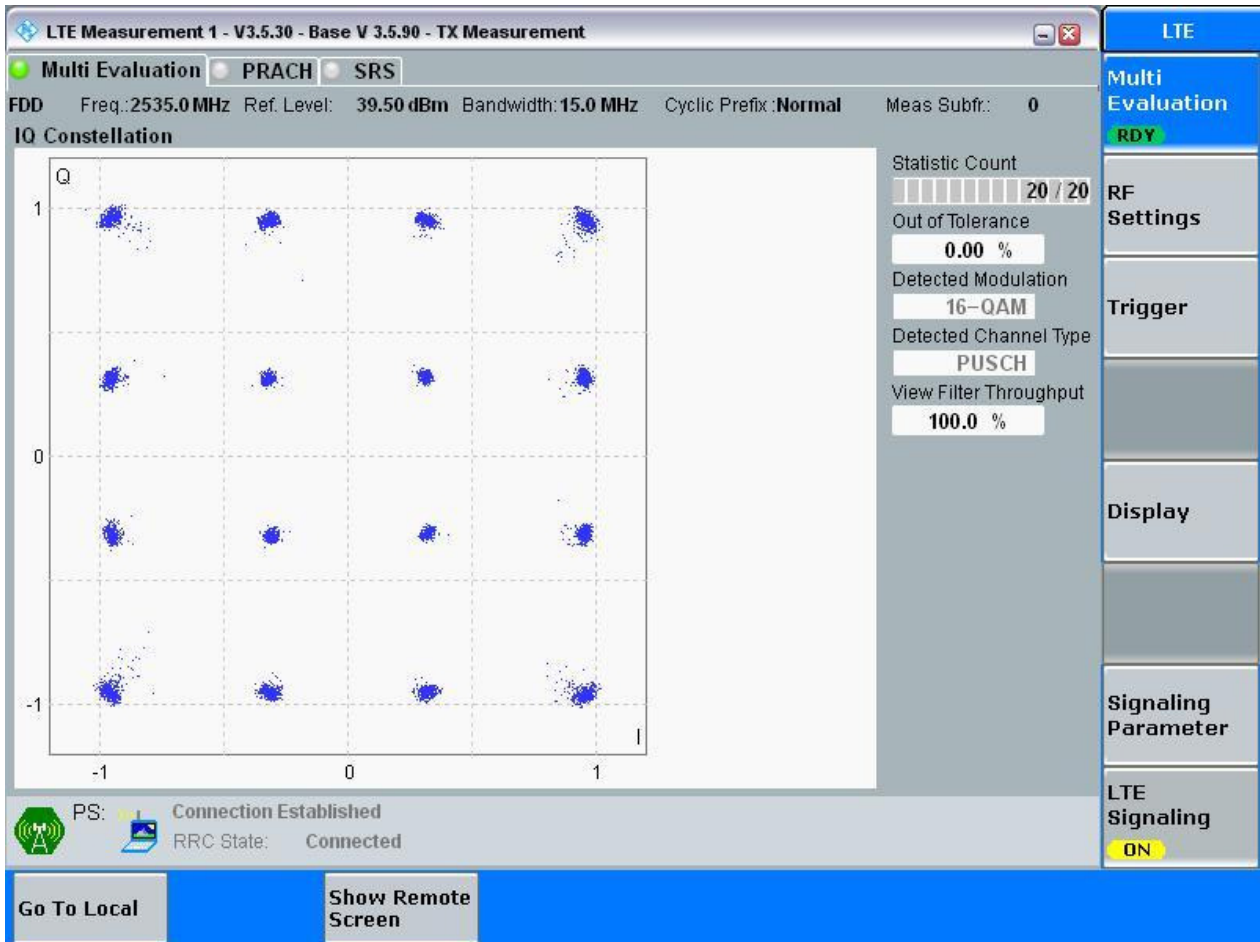




### 3.1.1.2.3 Test Bandwidth = 15

#### 3.1.1.2.3.1 Test Channel = MCH

##### 3.1.1.2.3.1.1 Test RB = RB75#0

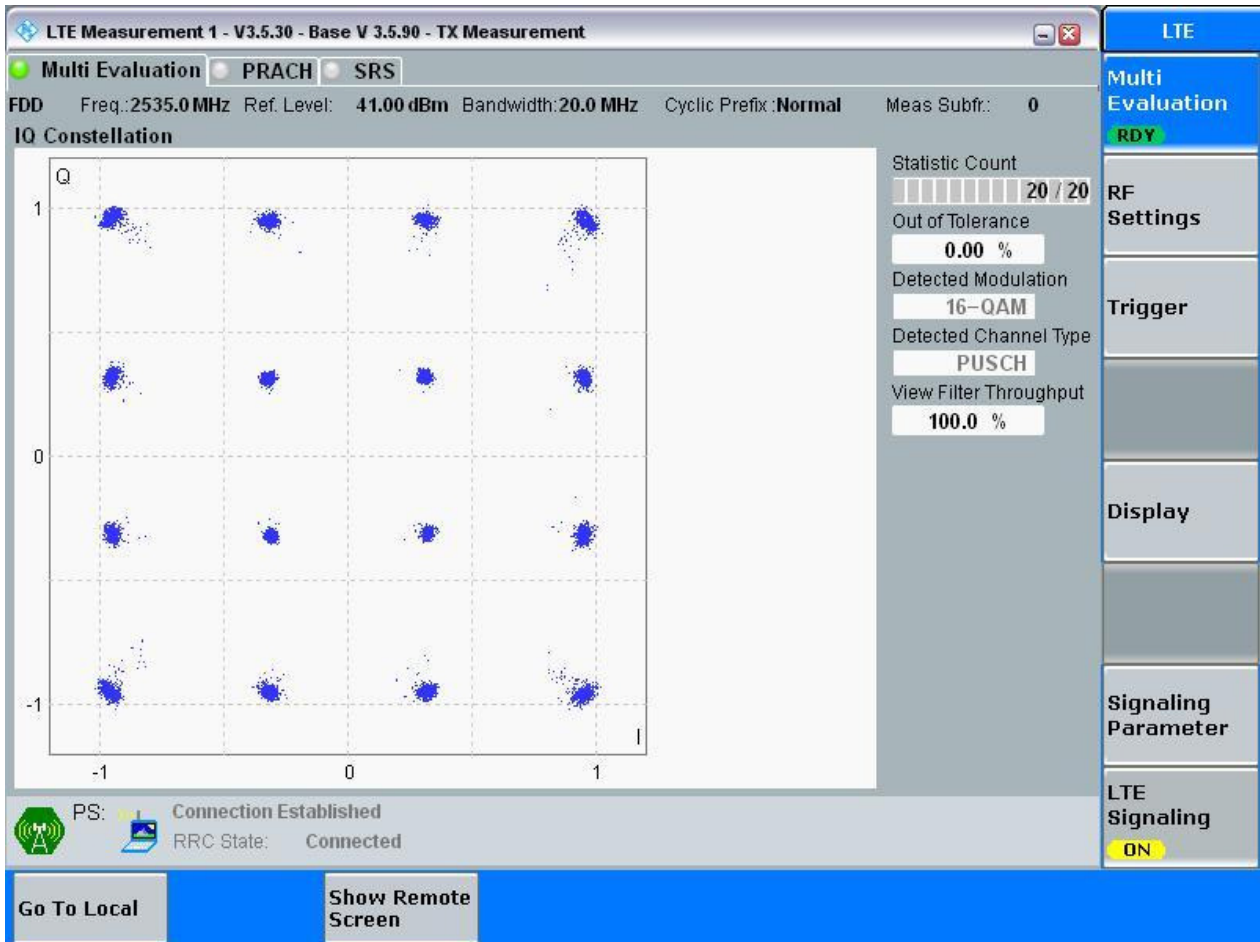




### 3.1.1.2.4 Test Bandwidth = 20

#### 3.1.1.2.4.1 Test Channel = MCH

##### 3.1.1.2.4.1.1 Test RB = RB100#0



## 4Appendix\_D: Bandwidth

### Part I - Test Results

Test Band	Test Mode	Test Bandwidth	Test Channel	Test RB	Occupied Bandwidth [MHz]	Emission Bandwidth [MHz]	Verdict
BAND7	LTE/TM1	5	LCH	RB25#0	4.50	4.88	Pass
			MCH	RB25#0	4.49	4.88	Pass
			HCH	RB25#0	4.50	4.86	Pass
		10	LCH	RB50#0	8.98	9.58	Pass
			MCH	RB50#0	8.96	9.57	Pass
			HCH	RB50#0	8.97	9.58	Pass
		15	LCH	RB75#0	13.45	14.29	Pass
			MCH	RB75#0	13.43	14.24	Pass
			HCH	RB75#0	13.44	14.25	Pass
		20	LCH	RB100#0	17.91	18.95	Pass
			MCH	RB100#0	17.91	18.98	Pass
			HCH	RB100#0	17.91	19.02	Pass
	LTE/TM2	5	LCH	RB25#0	4.50	4.88	Pass
			MCH	RB25#0	4.49	4.82	Pass
			HCH	RB25#0	4.49	4.88	Pass
		10	LCH	RB50#0	8.97	9.58	Pass
			MCH	RB50#0	8.98	9.55	Pass
			HCH	RB50#0	8.95	9.55	Pass
		15	LCH	RB75#0	13.44	14.25	Pass
			MCH	RB75#0	13.43	14.29	Pass
			HCH	RB75#0	13.43	14.30	Pass
		20	LCH	RB100#0	17.91	18.97	Pass
			MCH	RB100#0	17.92	18.96	Pass
			HCH	RB100#0	17.91	18.95	Pass



Part II - Test Plots

4.1 For LTE

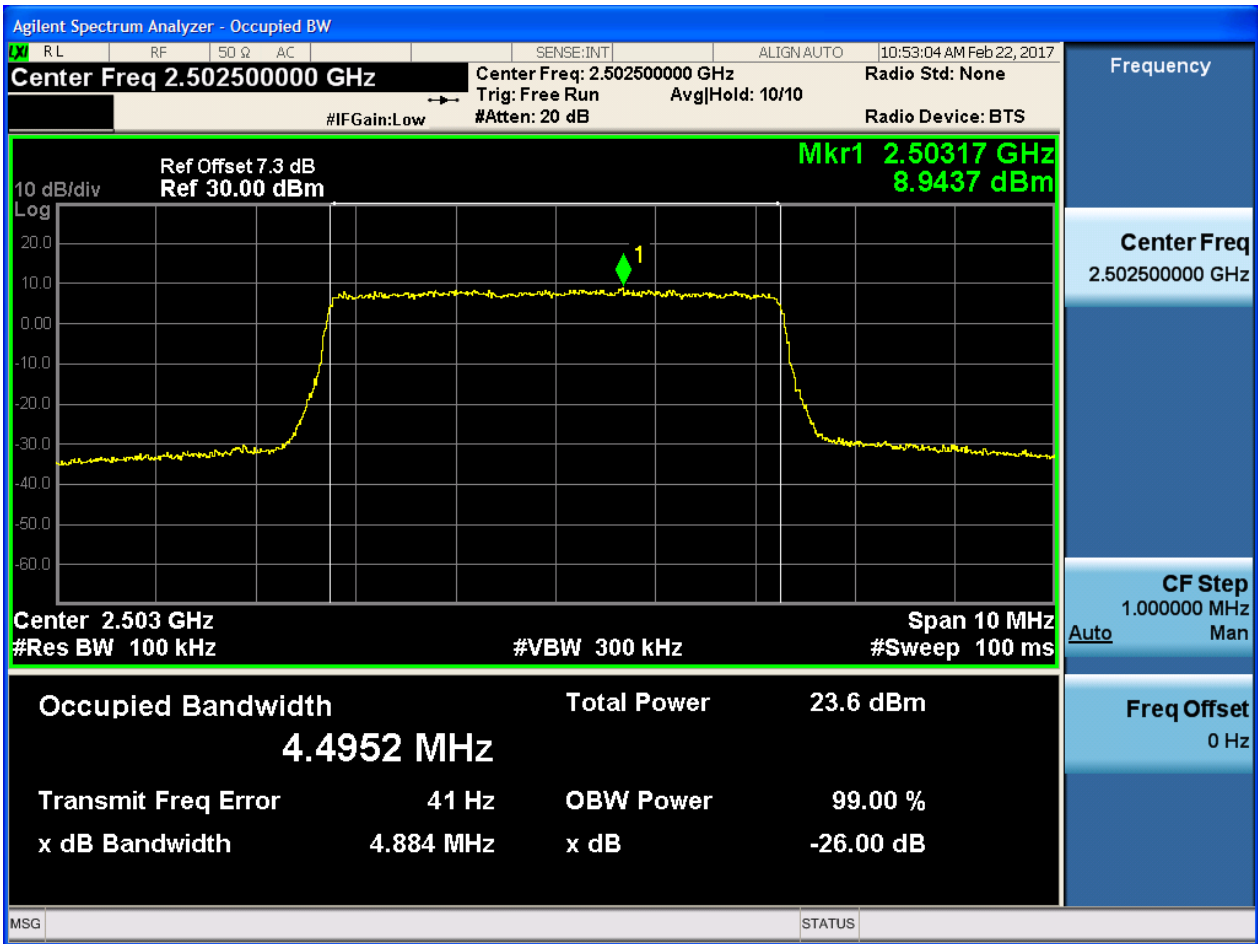
4.1.1 Test Band = BAND7

4.1.1.1 Test Mode = LTE/TM1

4.1.1.1.1 Test Bandwidth = 5

4.1.1.1.1.1 Test Channel = LCH

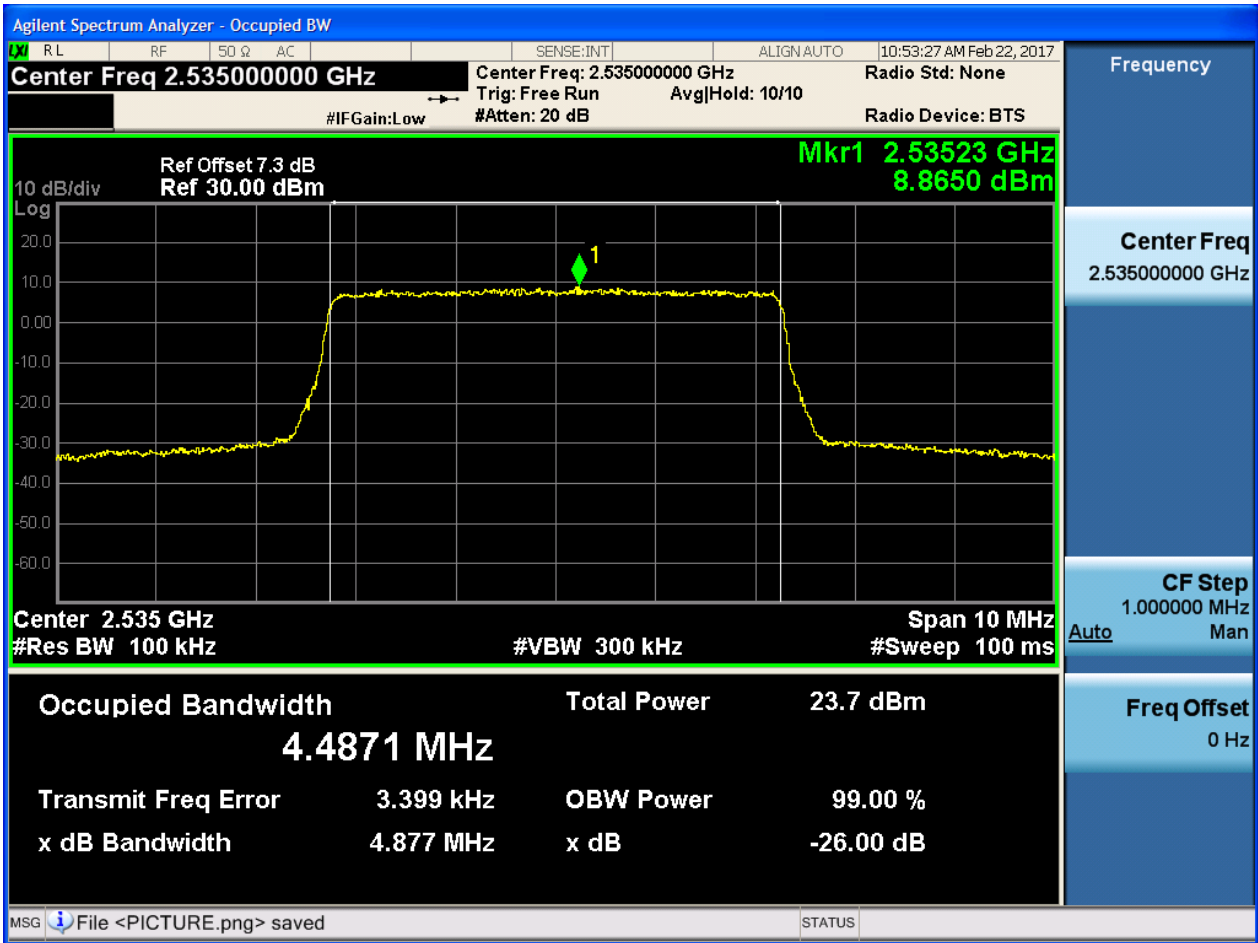
4.1.1.1.1.1.1 Test RB = RB25#0





4.1.1.1.2 Test Channel = MCH

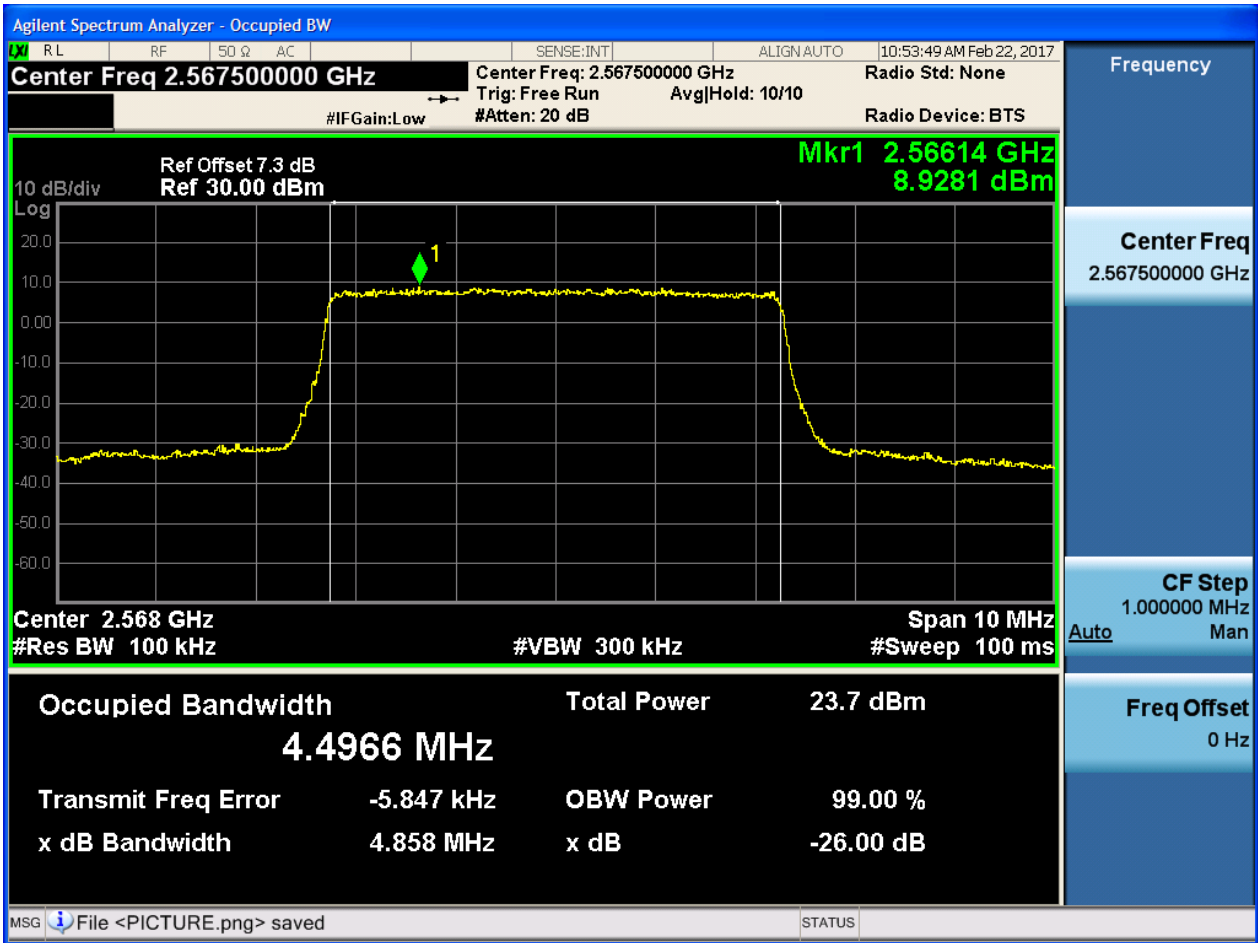
4.1.1.1.2.1 Test RB = RB25#0





4.1.1.1.3 Test Channel = HCH

4.1.1.1.3.1 Test RB = RB25#0

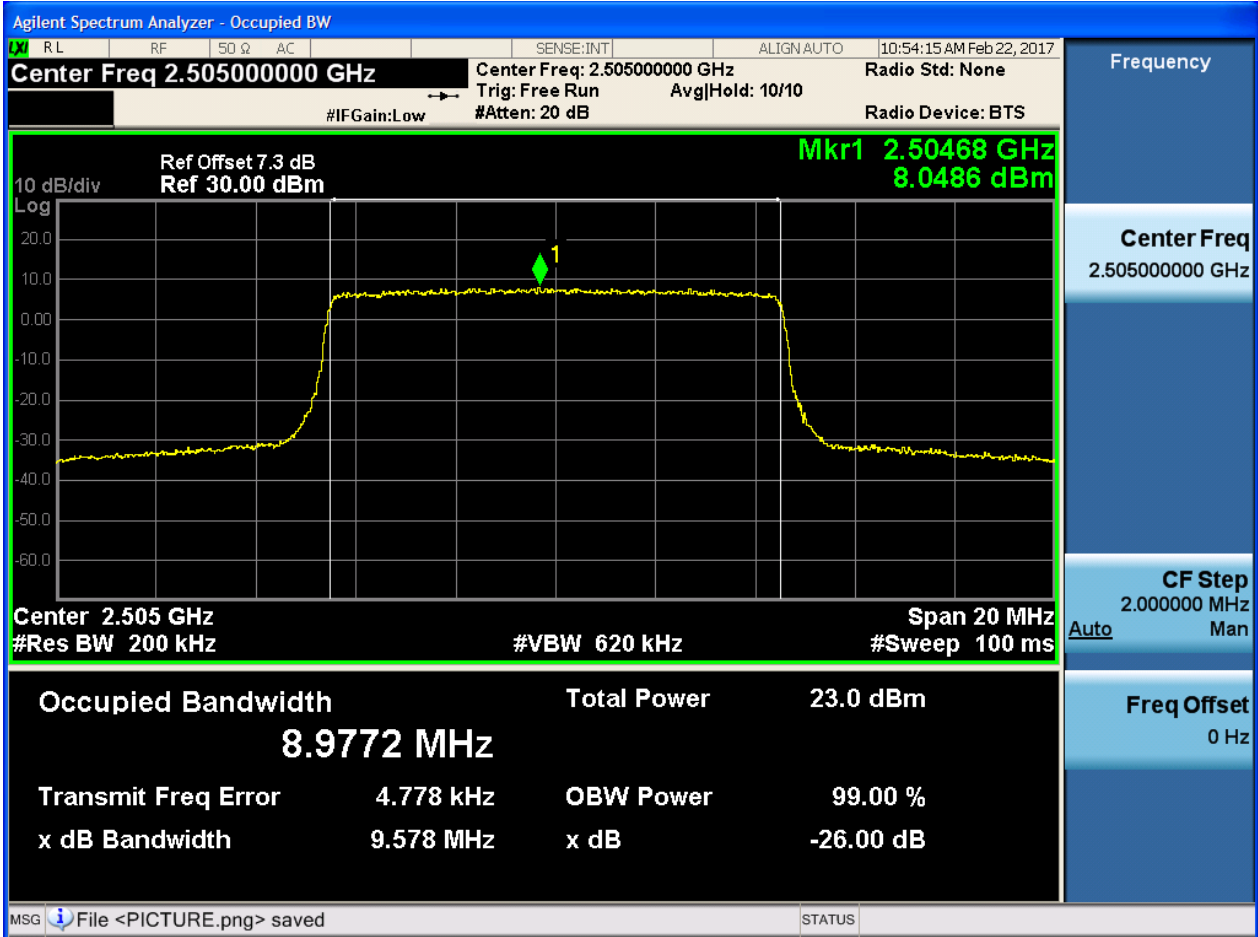




4.1.1.1.2 Test Bandwidth = 10

4.1.1.1.2.1 Test Channel = LCH

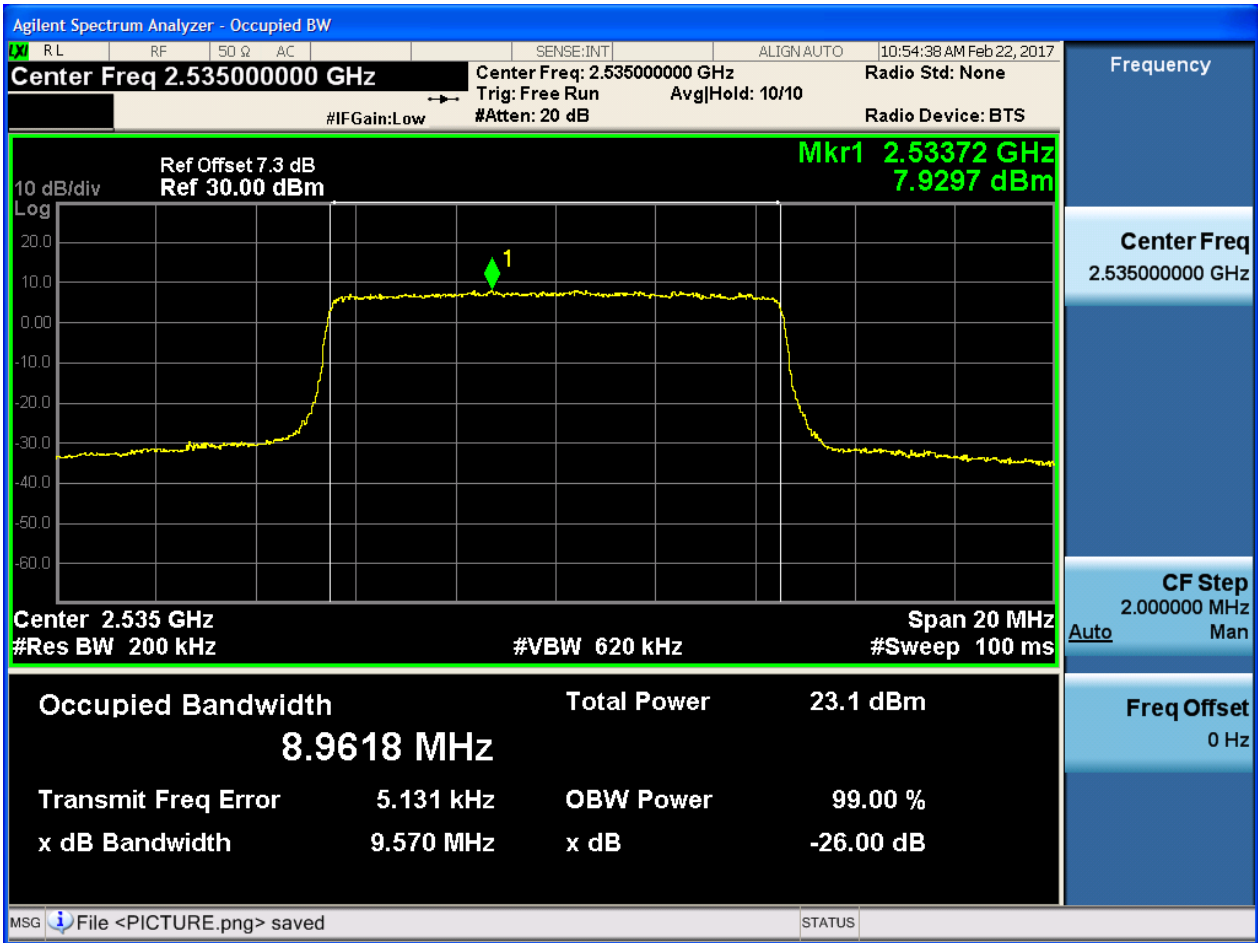
4.1.1.1.2.1.1 Test RB = RB50#0





4.1.1.1.2.2 Test Channel = MCH

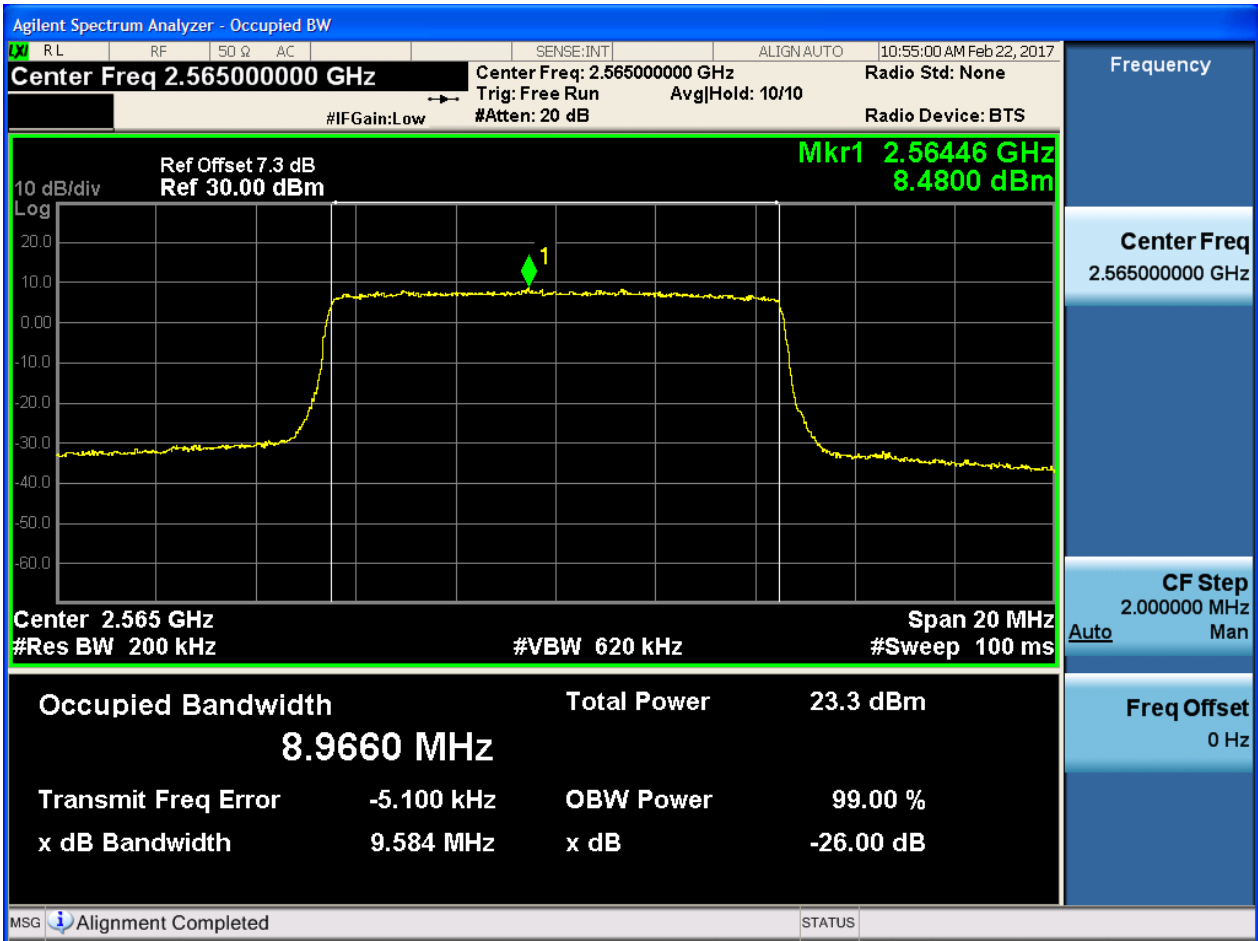
4.1.1.1.2.2.1 Test RB = RB50#0





4.1.1.1.2.3 Test Channel = HCH

4.1.1.1.2.3.1 Test RB = RB50#0



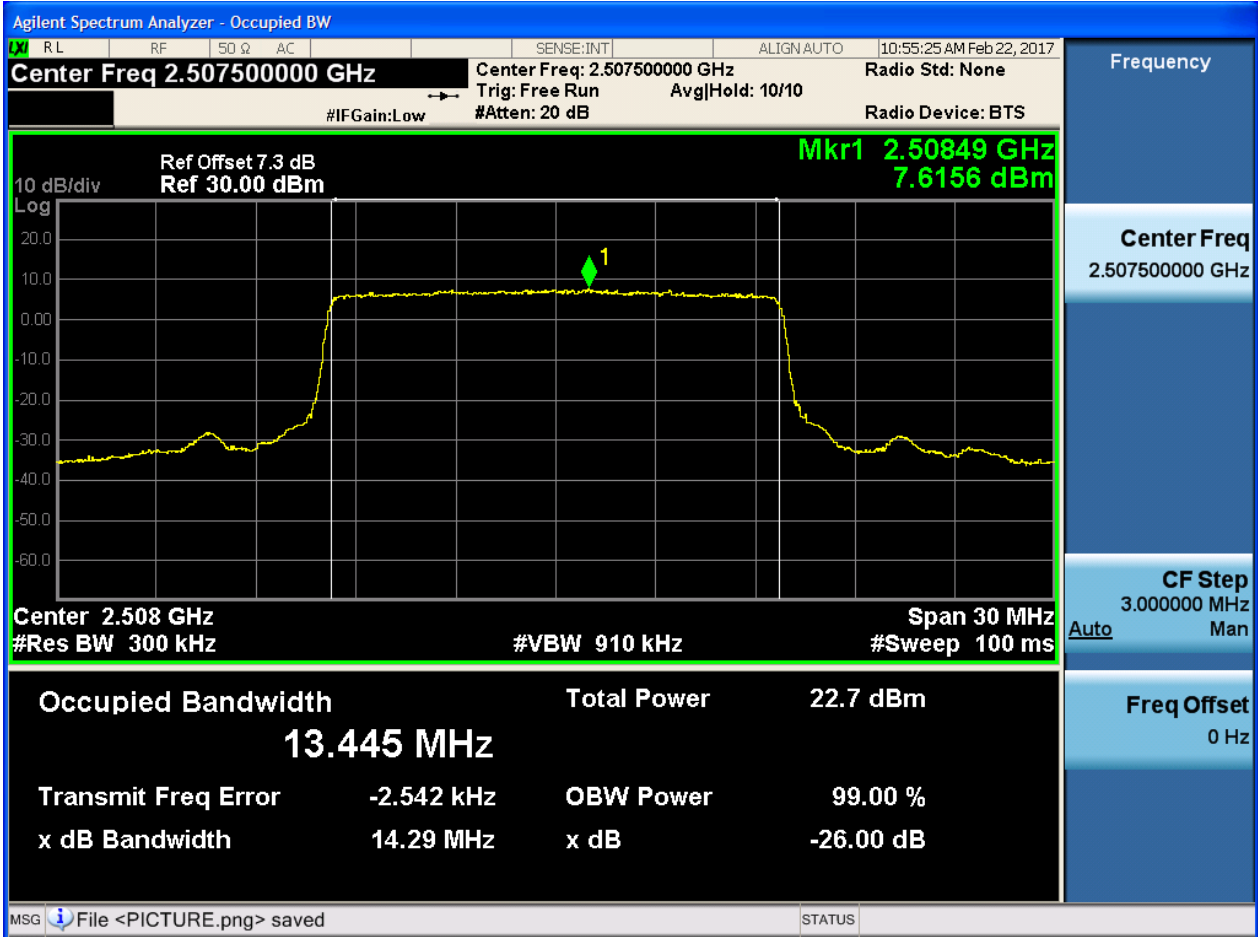




4.1.1.1.3 Test Bandwidth = 15

4.1.1.1.3.1 Test Channel = LCH

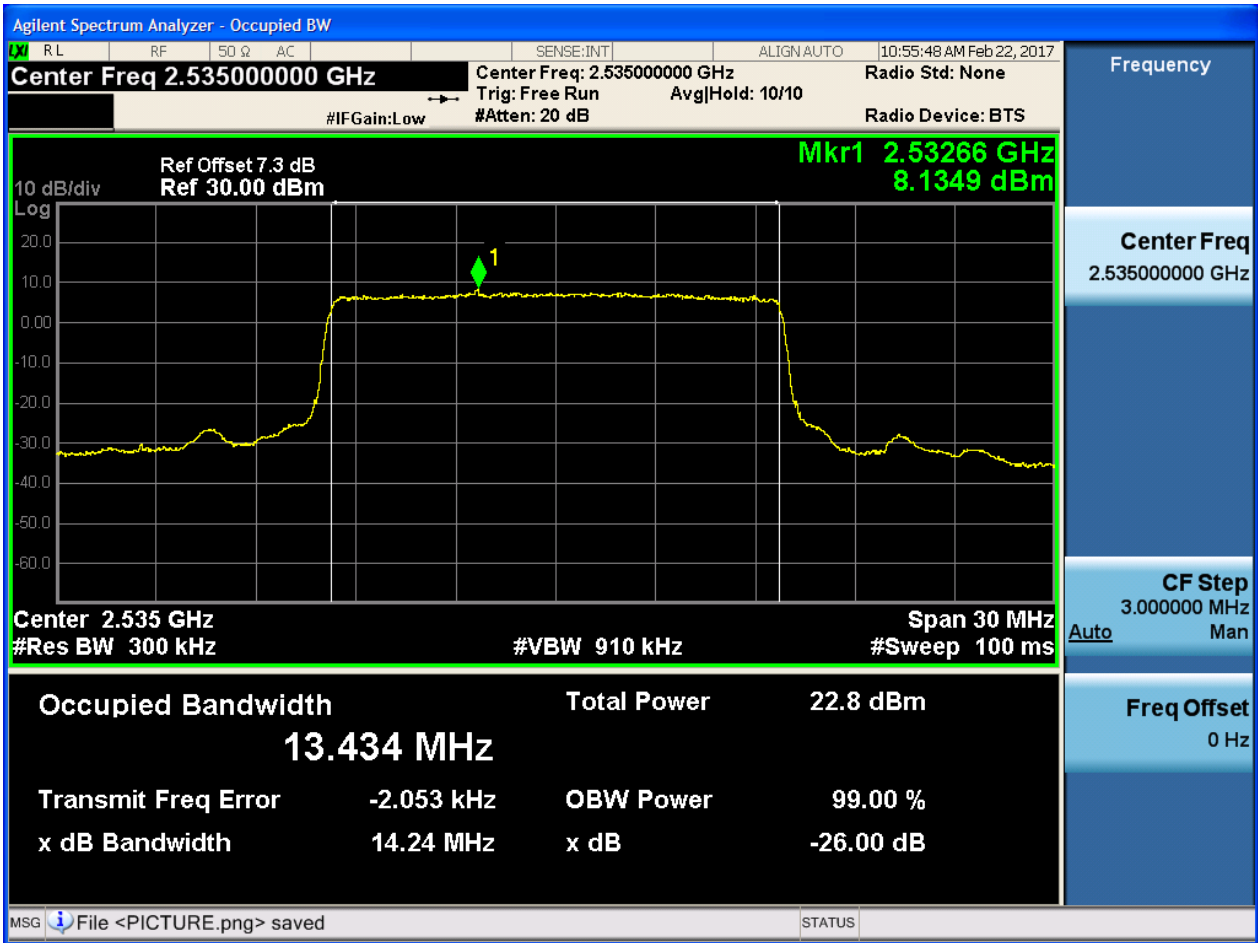
4.1.1.1.3.1.1 Test RB = RB75#0





4.1.1.1.3.2 Test Channel = MCH

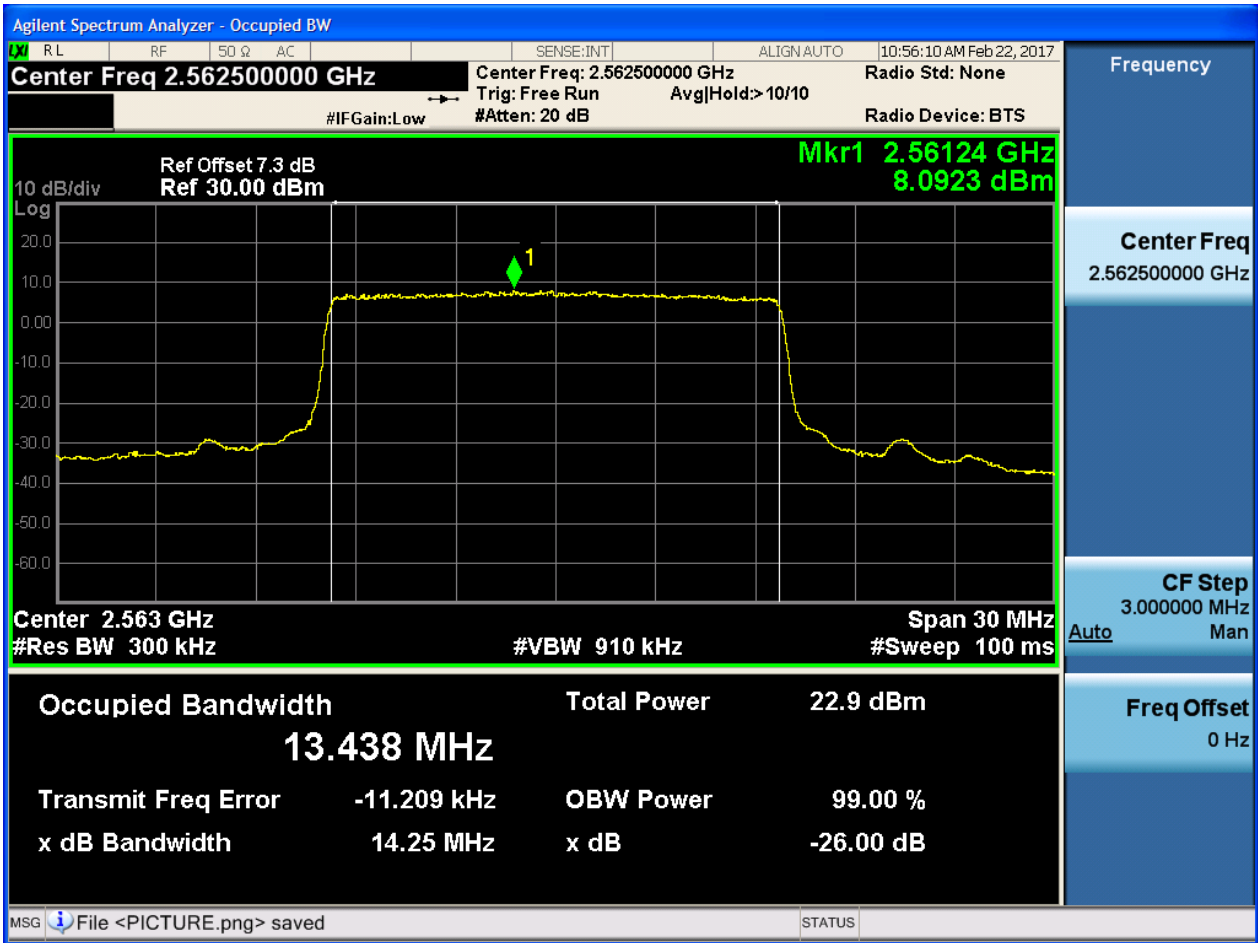
4.1.1.1.3.2.1 Test RB = RB75#0





4.1.1.1.3.3 Test Channel = HCH

4.1.1.1.3.3.1 Test RB = RB75#0

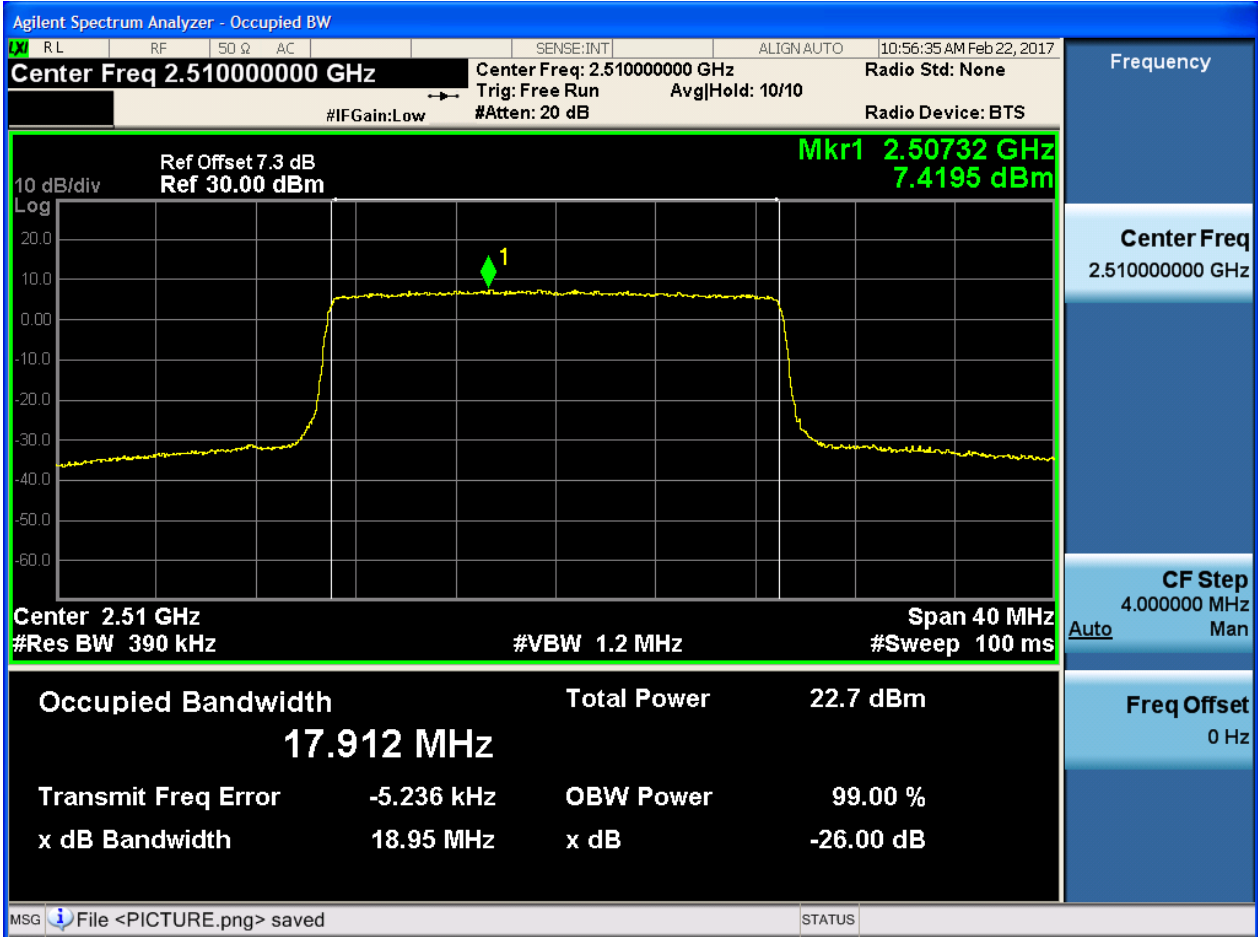




4.1.1.1.4 Test Bandwidth = 20

4.1.1.1.4.1 Test Channel = LCH

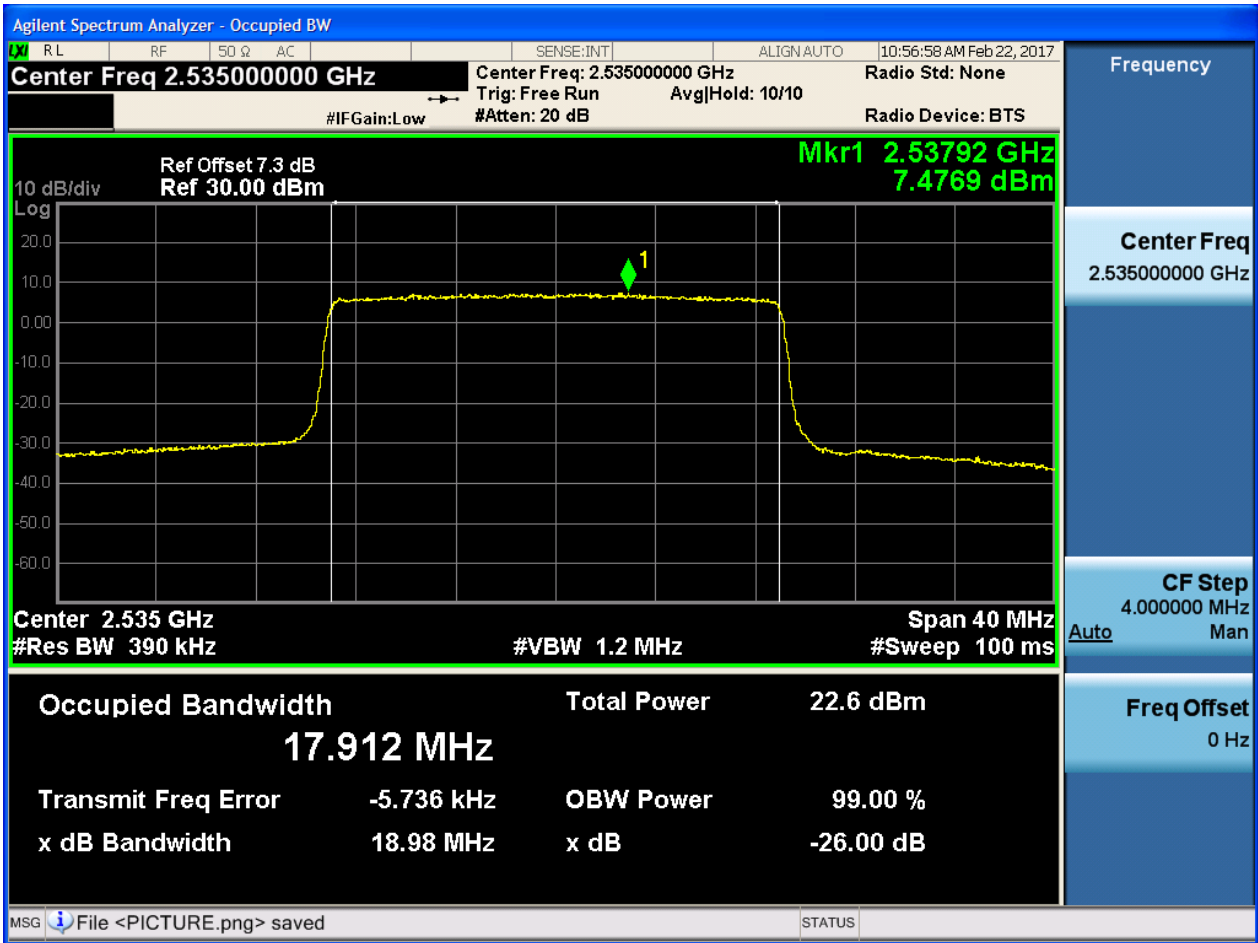
4.1.1.1.4.1.1 Test RB = RB100#0





4.1.1.1.4.2 Test Channel = MCH

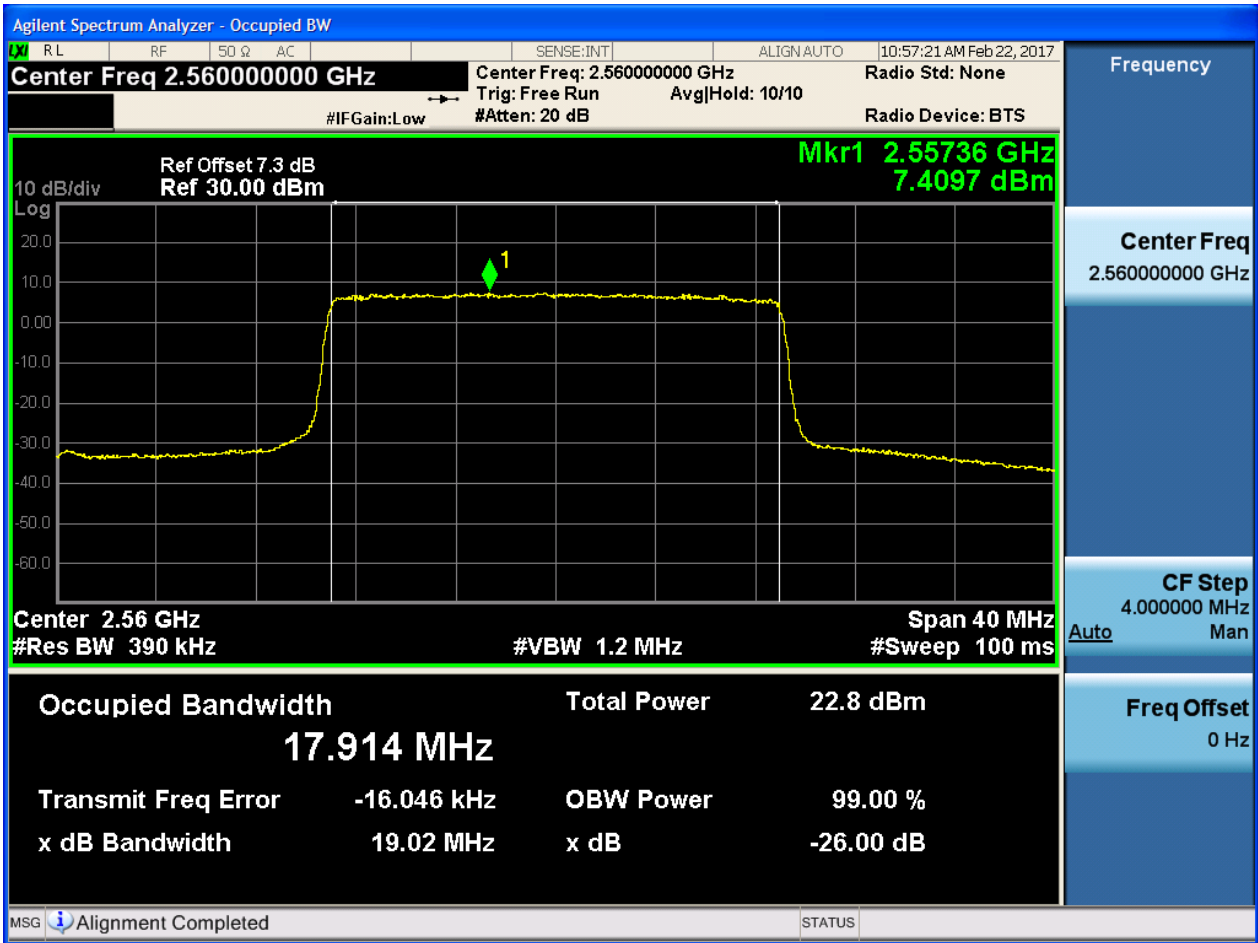
4.1.1.1.4.2.1 Test RB = RB100#0





4.1.1.1.4.3 Test Channel = HCH

4.1.1.1.4.3.1 Test RB = RB100#0



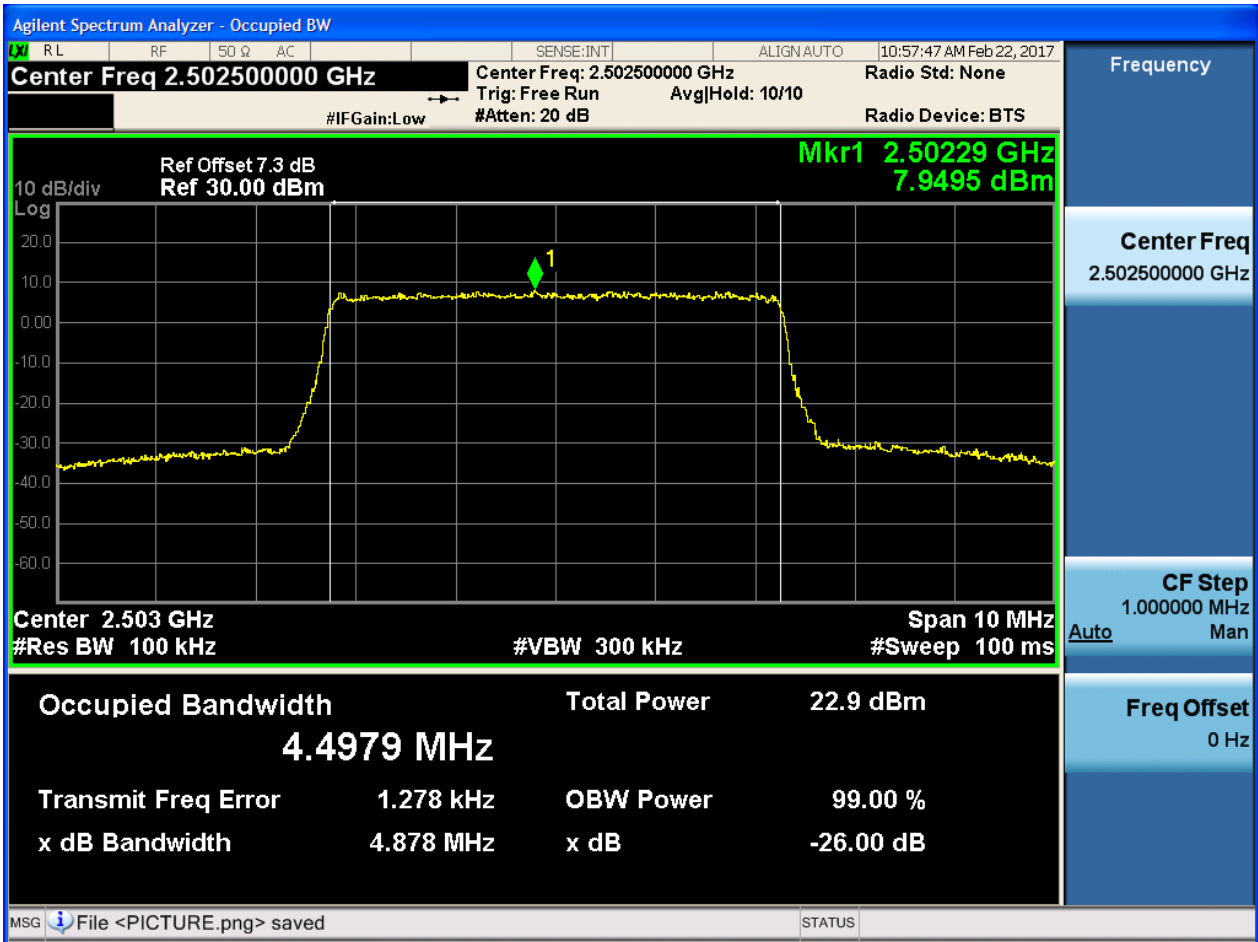


4.1.1.2 Test Mode = LTE/TM2

4.1.1.2.1 Test Bandwidth = 5

4.1.1.2.1.1 Test Channel = LCH

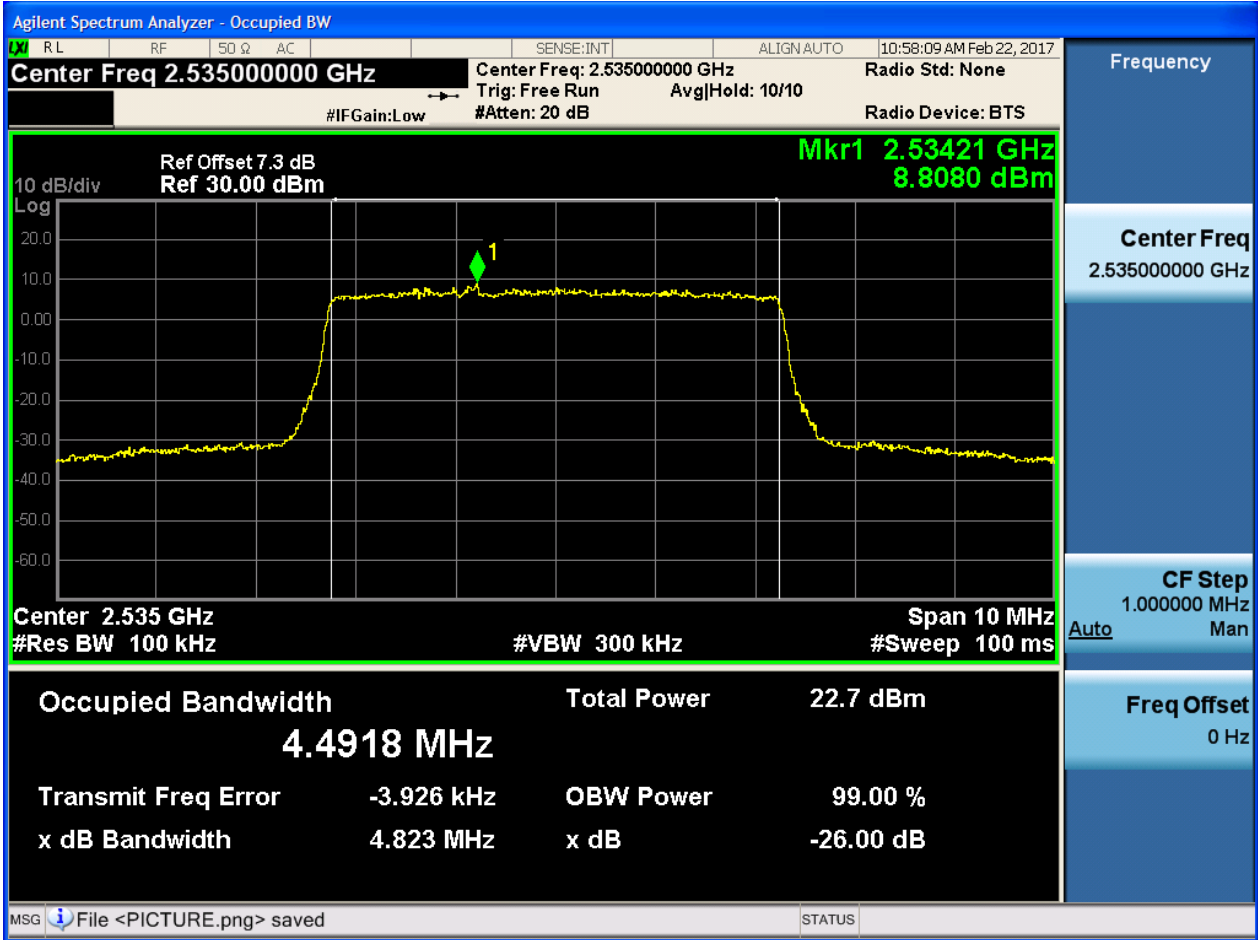
4.1.1.2.1.1.1 Test RB = RB25#0





4.1.1.2.1.2 Test Channel = MCH

4.1.1.2.1.2.1 Test RB = RB25#0

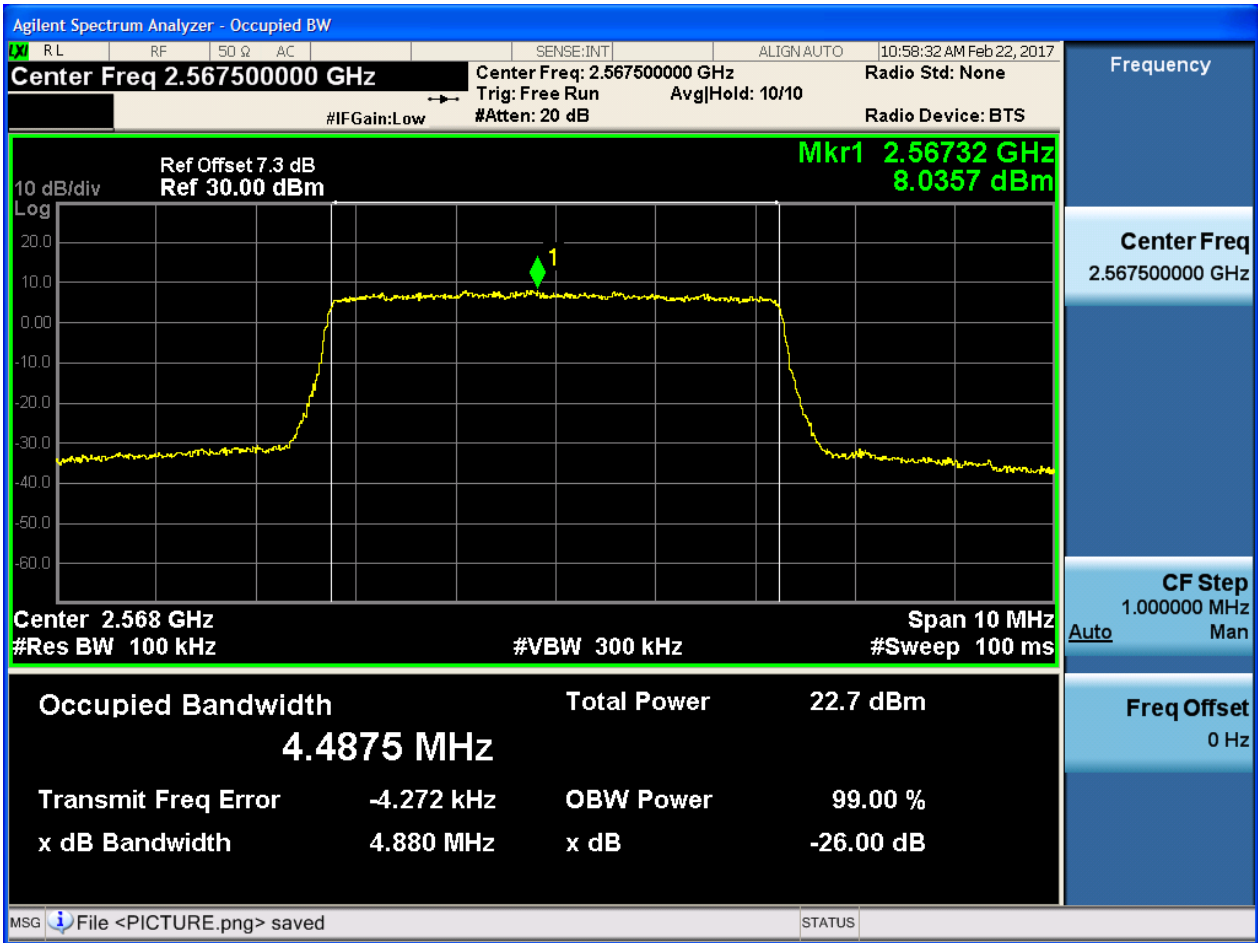






4.1.1.2.1.3 Test Channel = HCH

4.1.1.2.1.3.1 Test RB = RB25#0

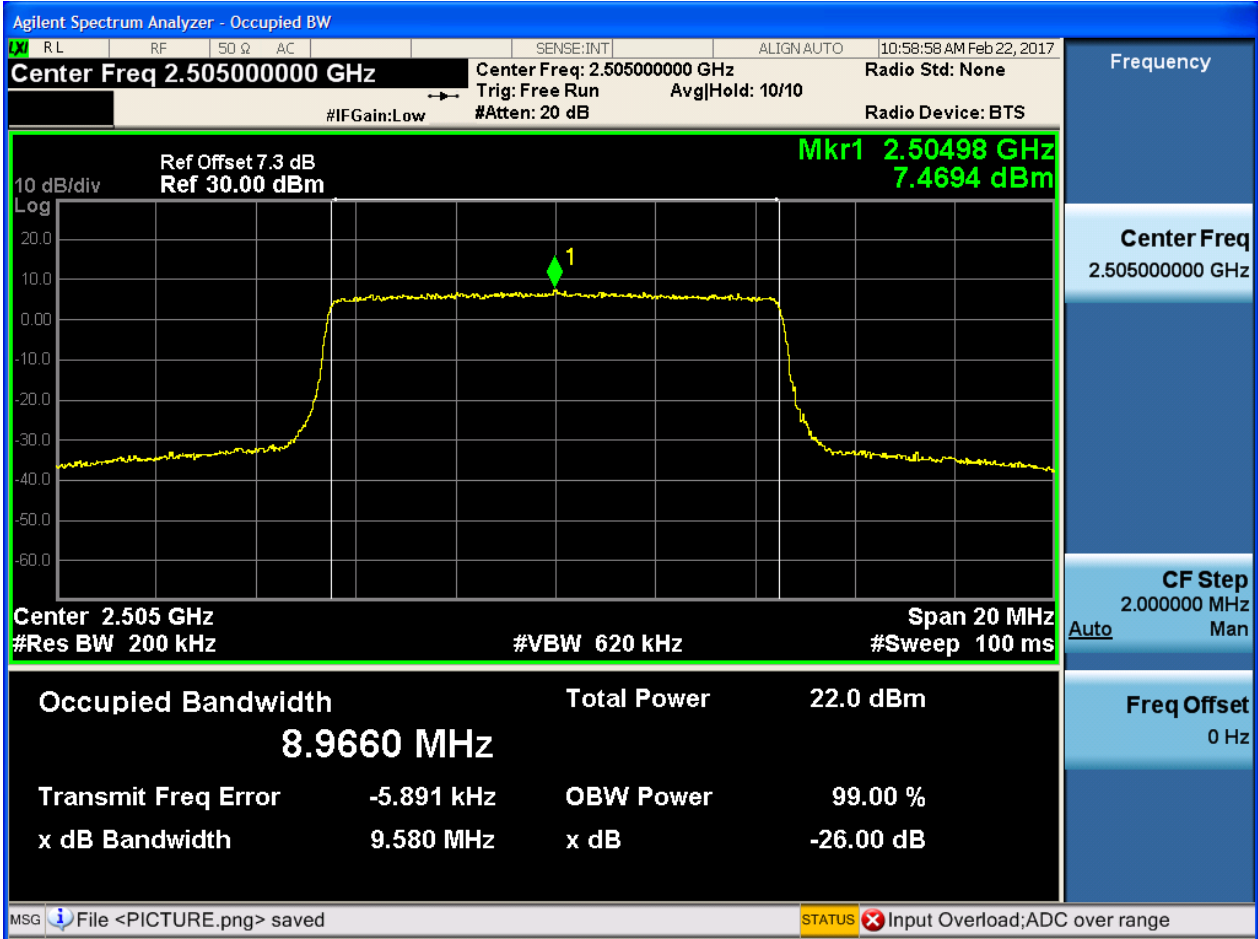




4.1.1.2.2 Test Bandwidth = 10

4.1.1.2.2.1 Test Channel = LCH

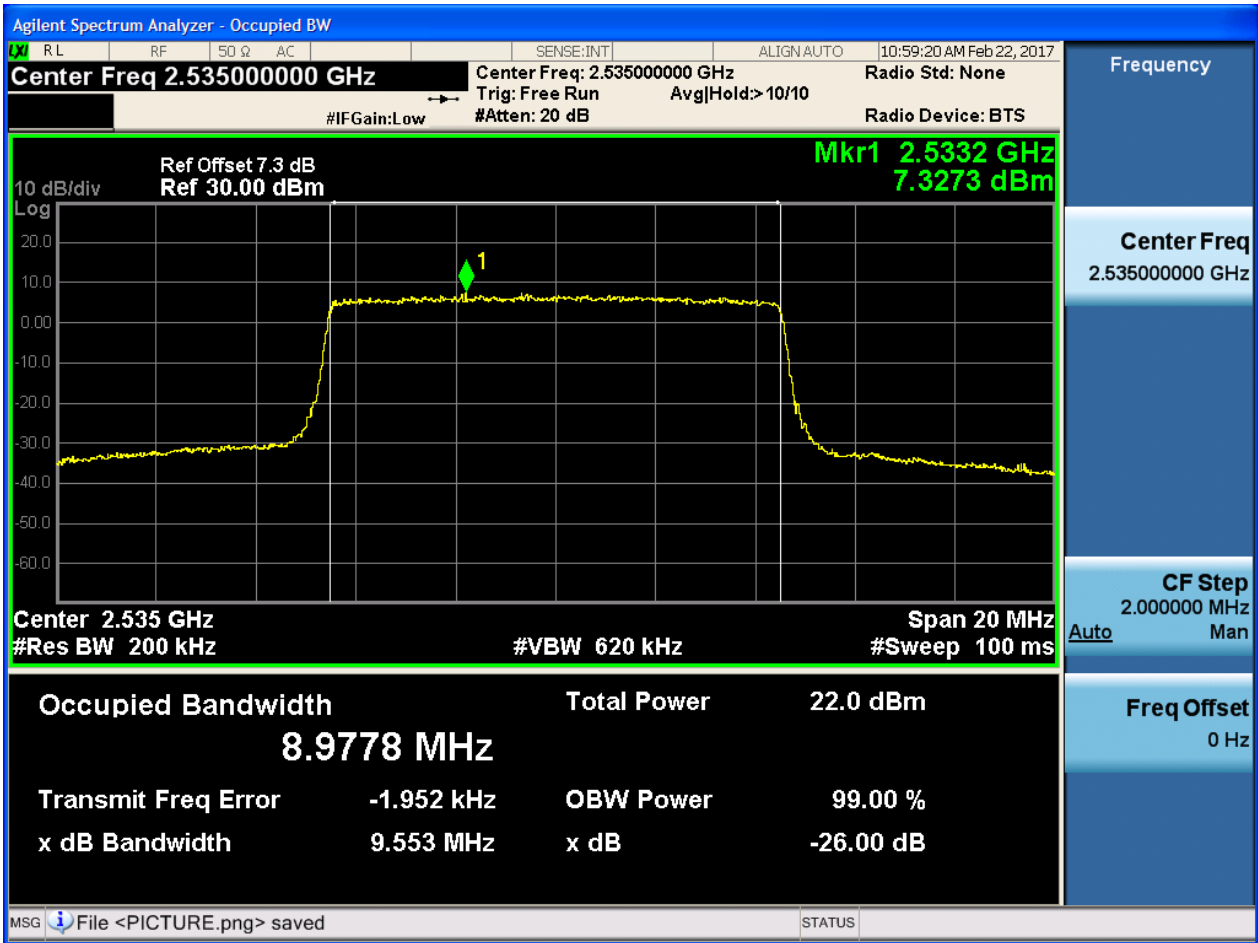
4.1.1.2.2.1.1 Test RB = RB50#0





4.1.1.2.2.2 Test Channel = MCH

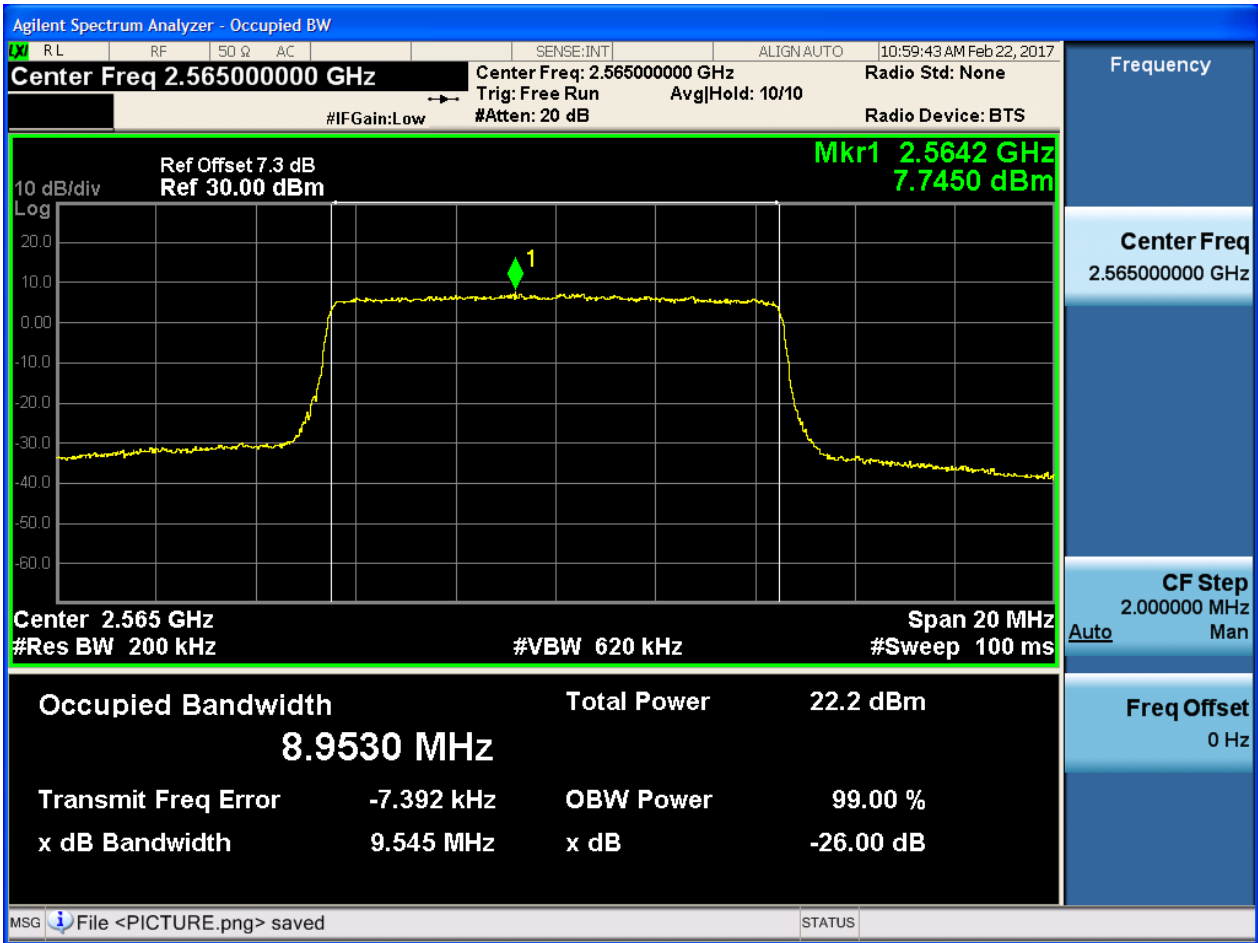
4.1.1.2.2.2.1 Test RB = RB50#0





4.1.1.2.2.3 Test Channel = HCH

4.1.1.2.2.3.1 Test RB = RB50#0

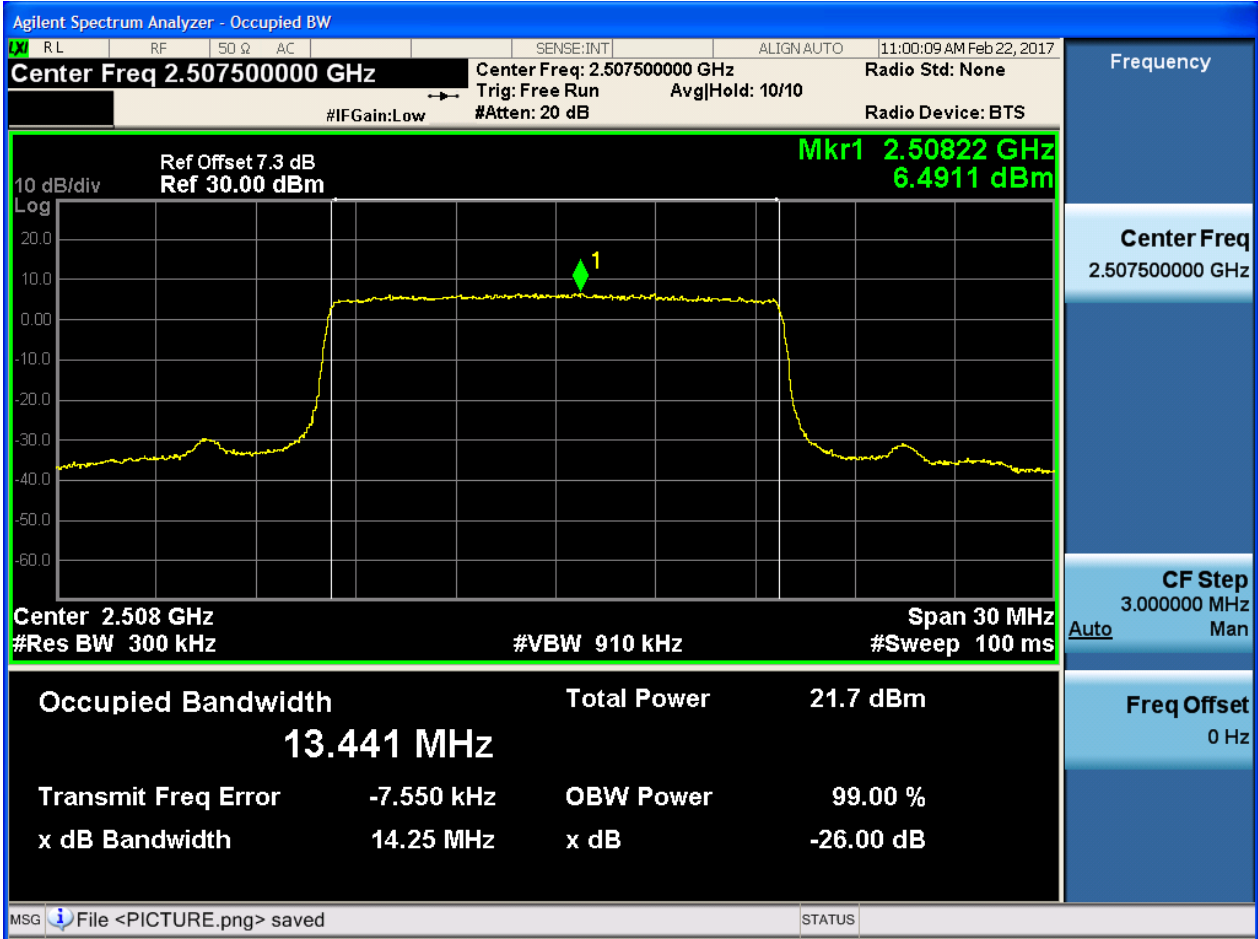




4.1.1.2.3 Test Bandwidth = 15

4.1.1.2.3.1 Test Channel = LCH

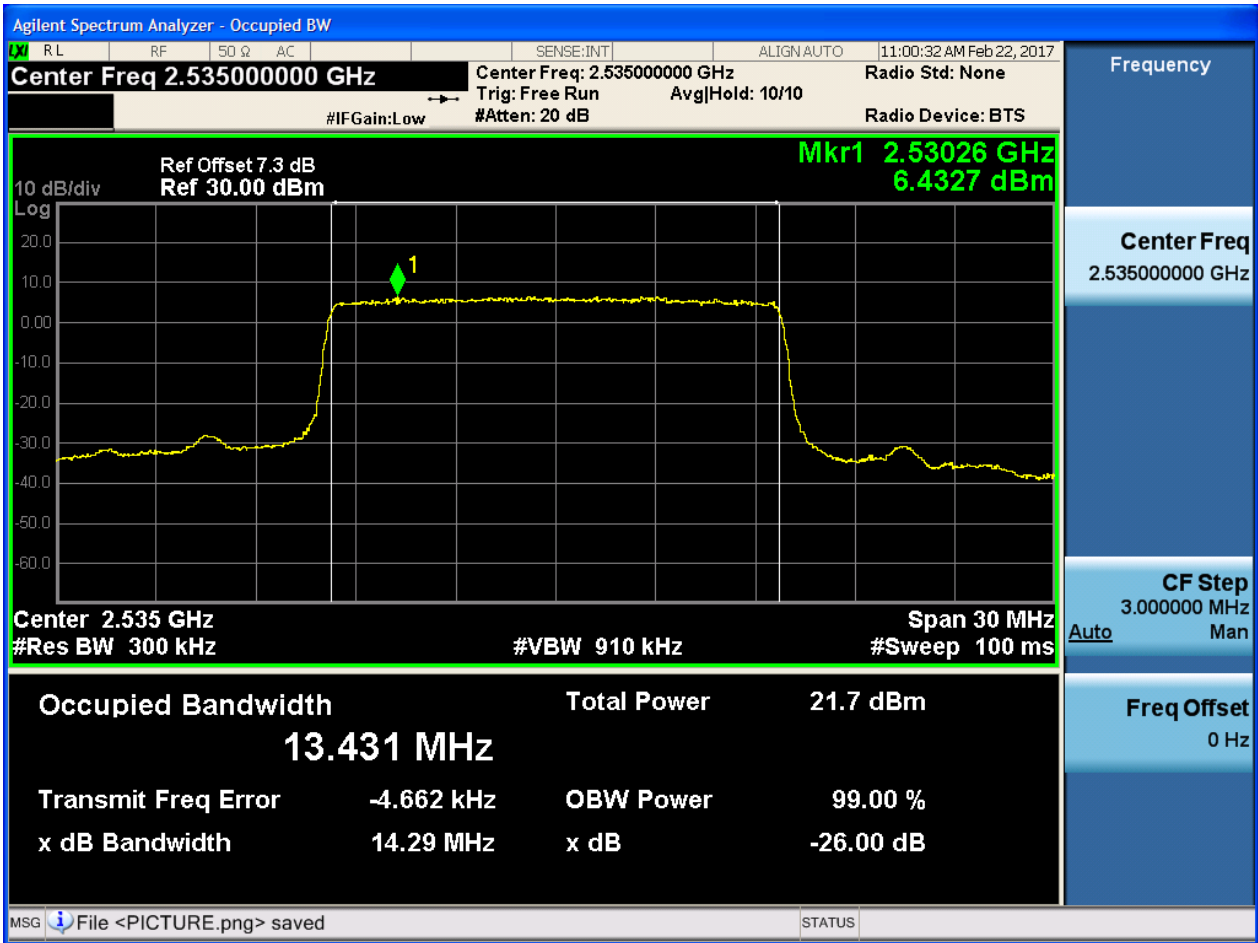
4.1.1.2.3.1.1 Test RB = RB75#0





4.1.1.2.3.2 Test Channel = MCH

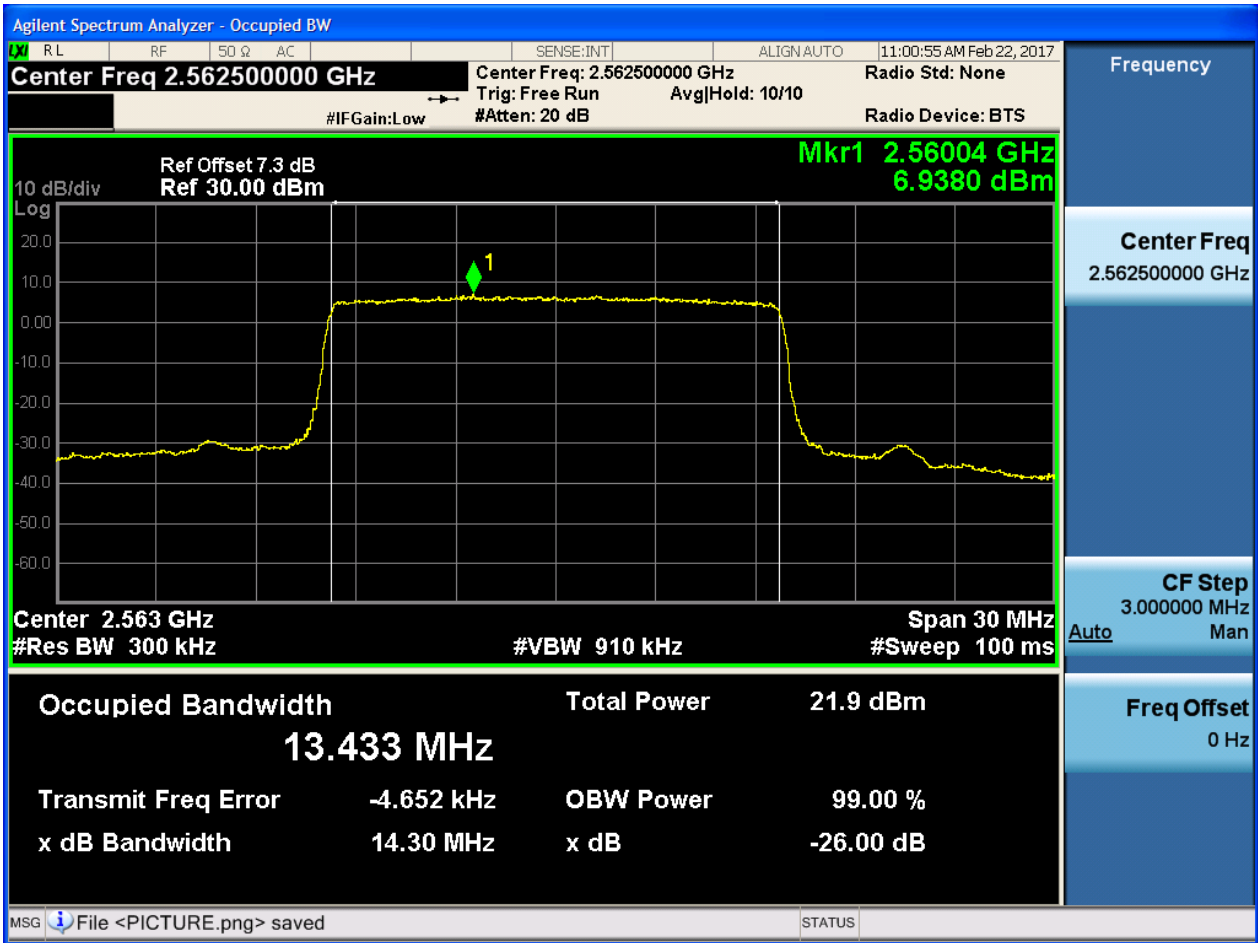
4.1.1.2.3.2.1 Test RB = RB75#0





4.1.1.2.3.3 Test Channel = HCH

4.1.1.2.3.3.1 Test RB = RB75#0

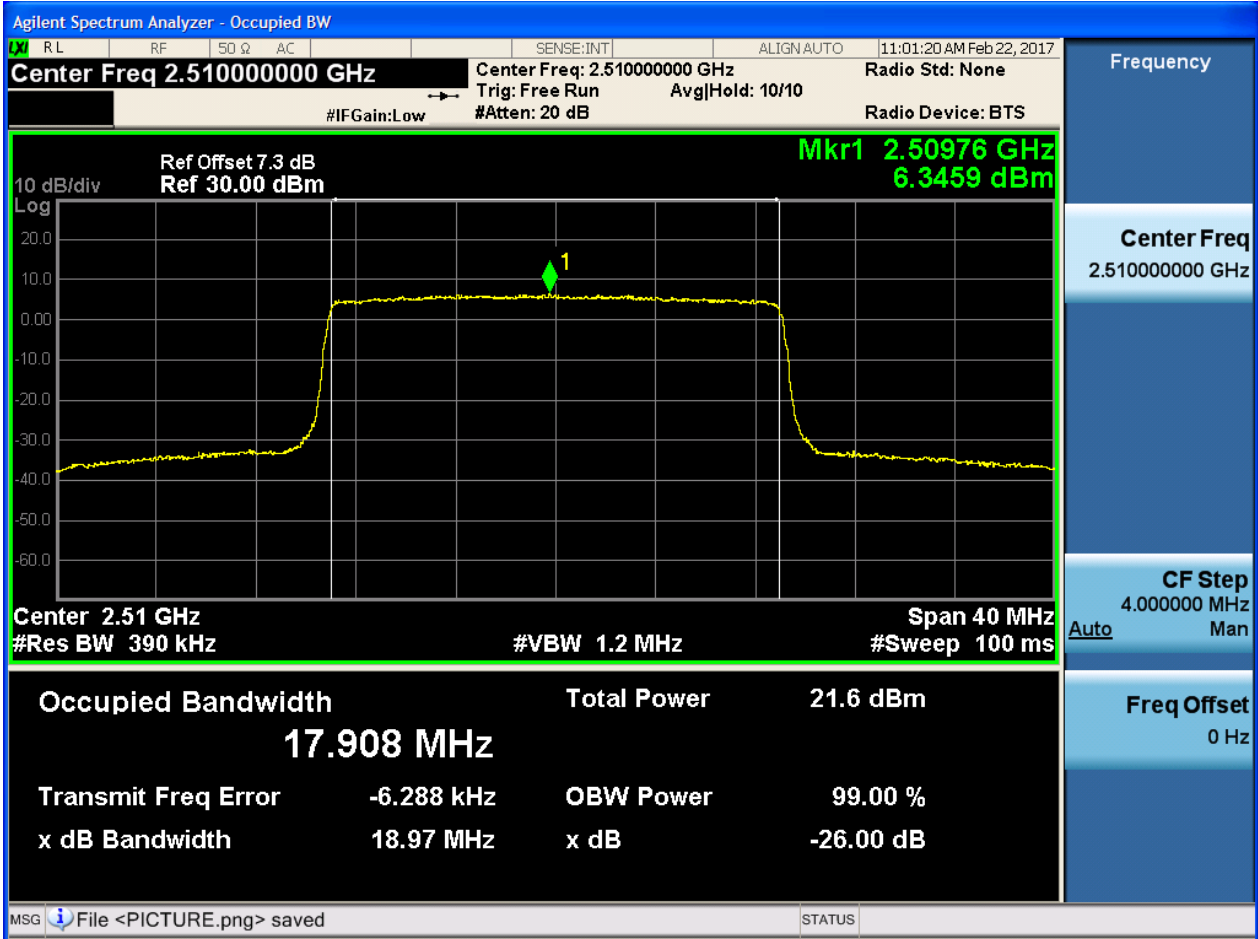




4.1.1.2.4 Test Bandwidth = 20

4.1.1.2.4.1 Test Channel = LCH

4.1.1.2.4.1.1 Test RB = RB100#0

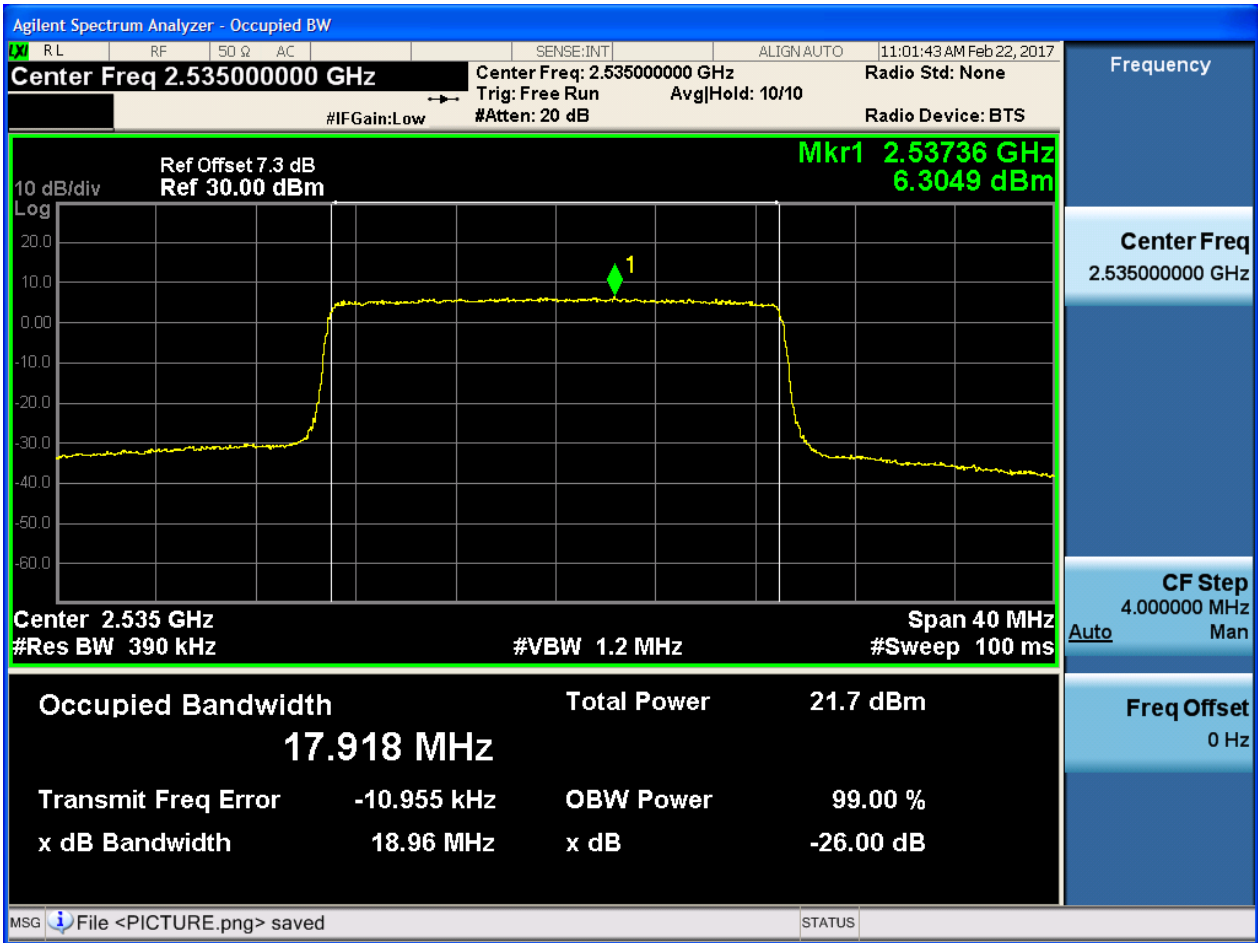






4.1.1.2.4.2 Test Channel = MCH

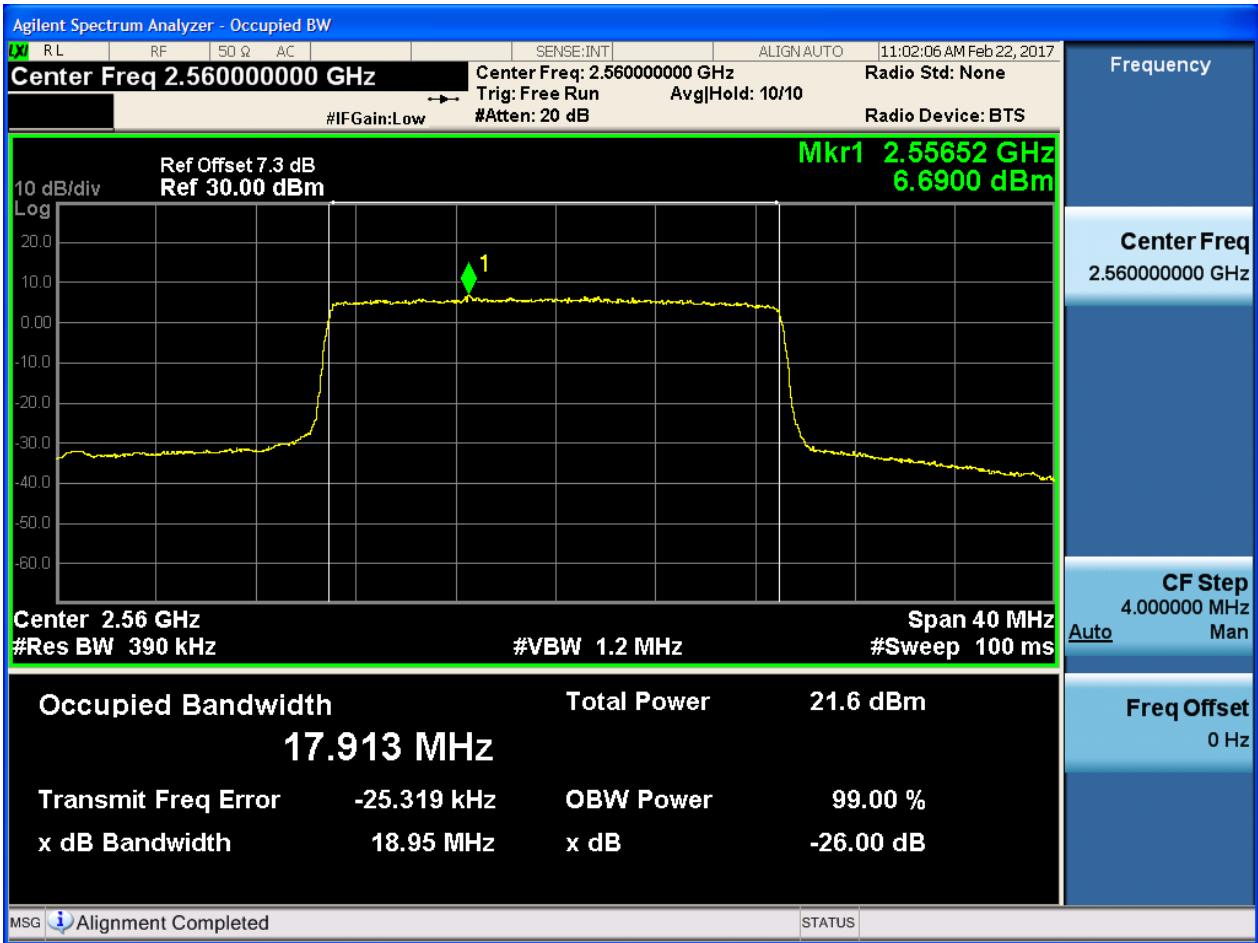
4.1.1.2.4.2.1 Test RB = RB100#0





4.1.1.2.4.3 Test Channel = HCH

4.1.1.2.4.3.1 Test RB = RB100#0





## 5Appendix\_E: Band Edges Compliance

### Part I - Test Plots

#### 5.1 For LTE

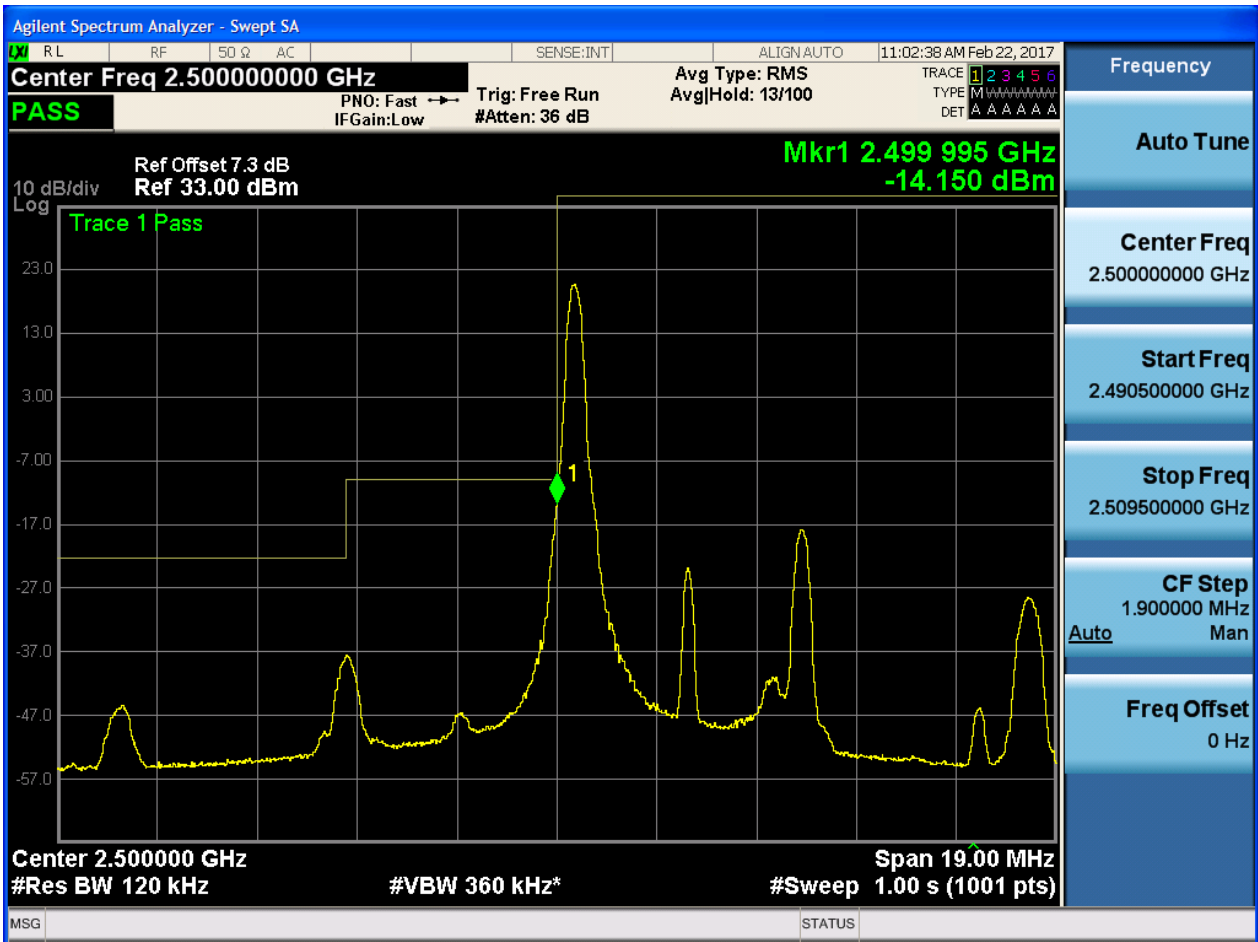
##### 5.1.1 Test Band = BAND7

##### 5.1.1.1 Test Mode = LTE/TM1

##### 5.1.1.1.1 Test Bandwidth = 5

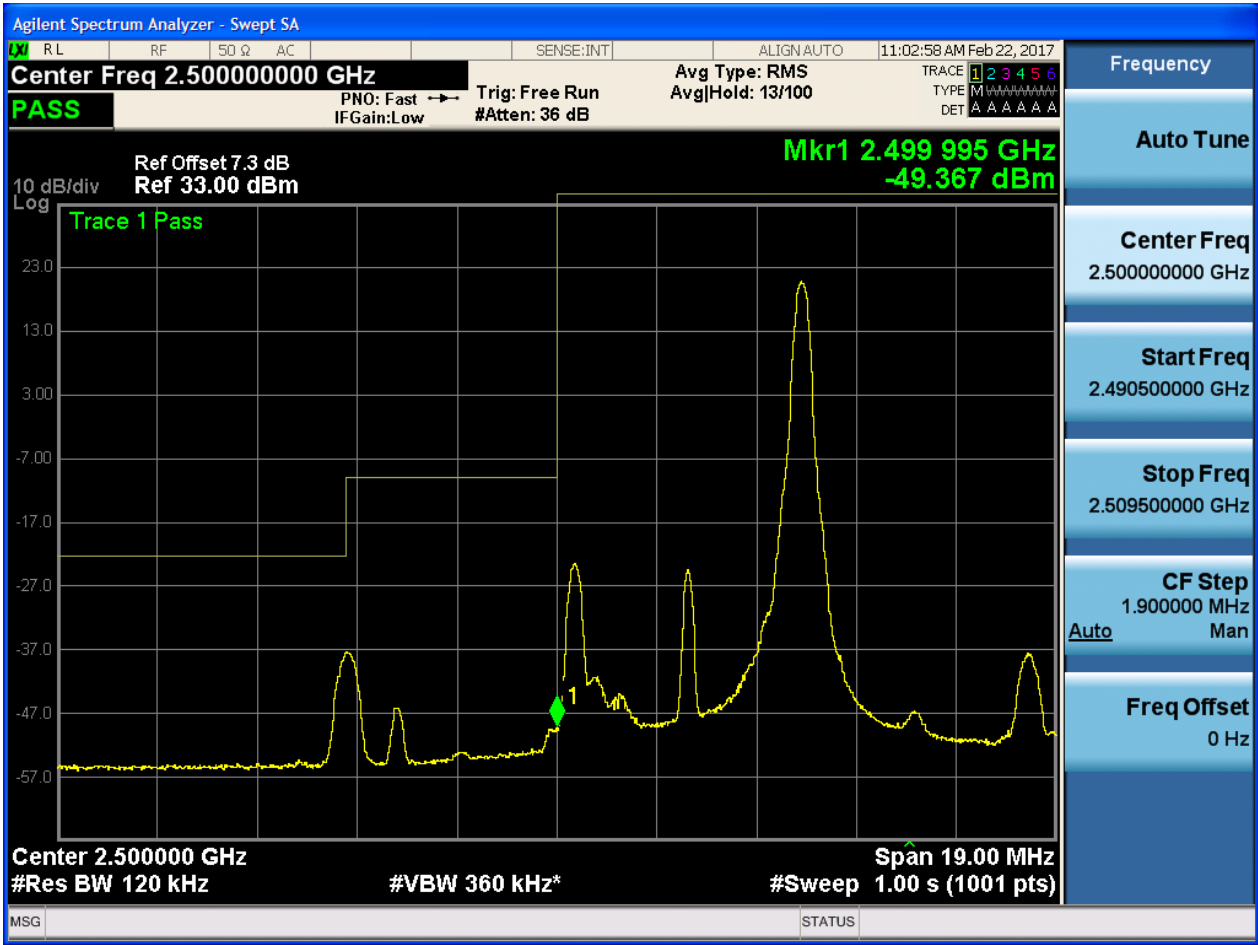
##### 5.1.1.1.1.1 Test Channel = LCH

##### 5.1.1.1.1.1.1 Test RB = RB1#0





5.1.1.1.1.2 Test RB = RB1#24





5.1.1.1.1.3 Test RB = RB12#6





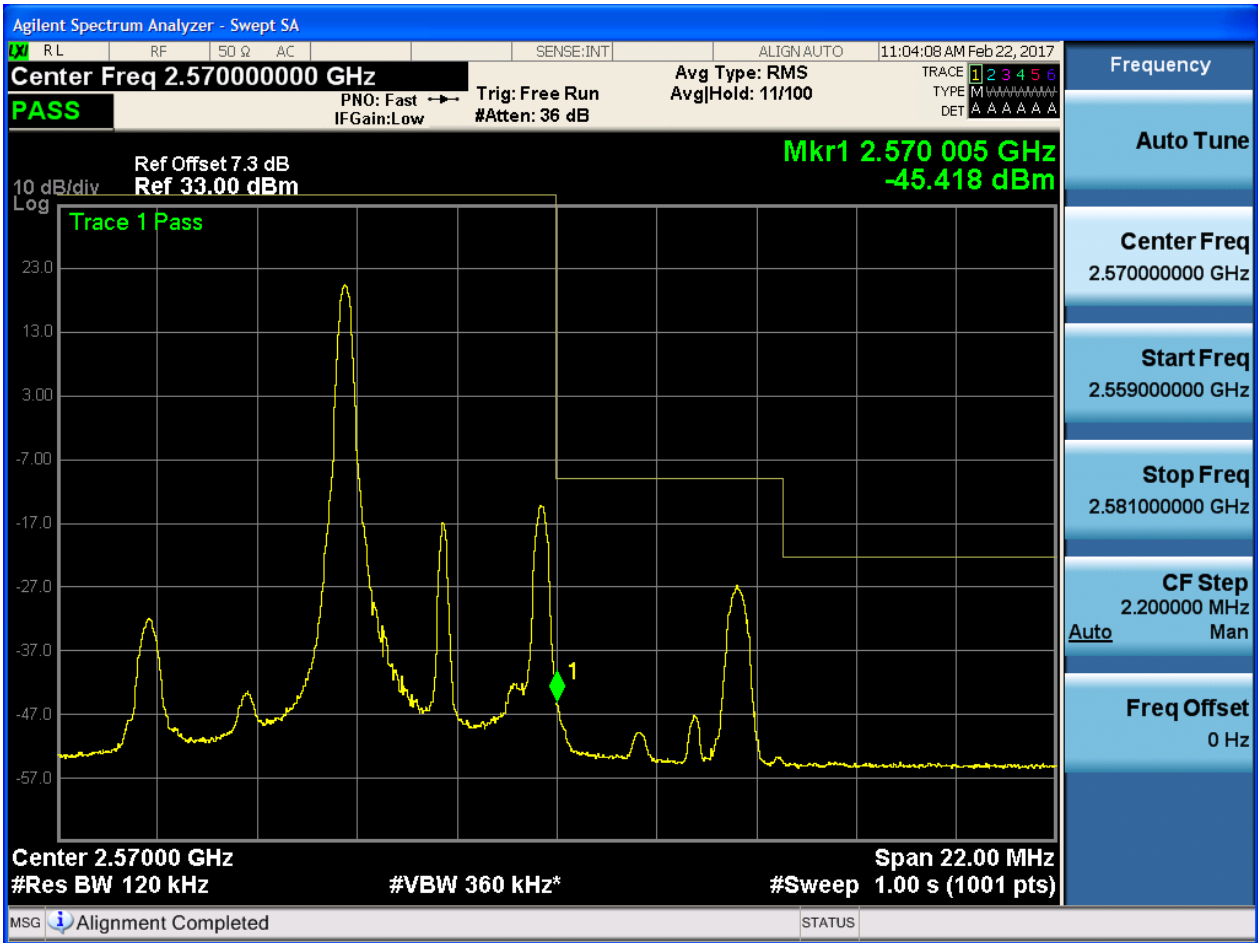
5.1.1.1.1.4 Test RB = RB25#0





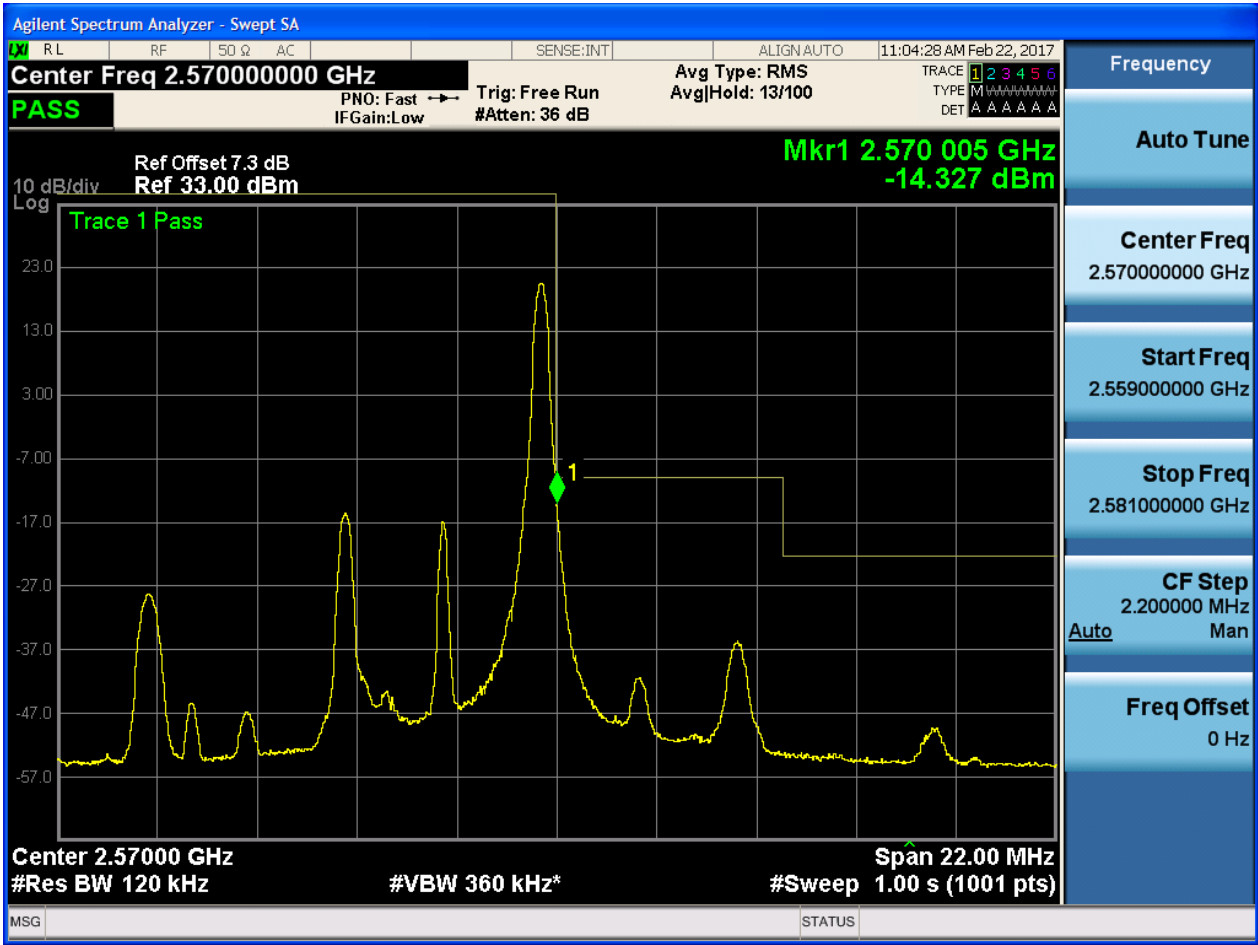
5.1.1.1.1.2 Test Channel = HCH

5.1.1.1.1.2.1 Test RB = RB1#0





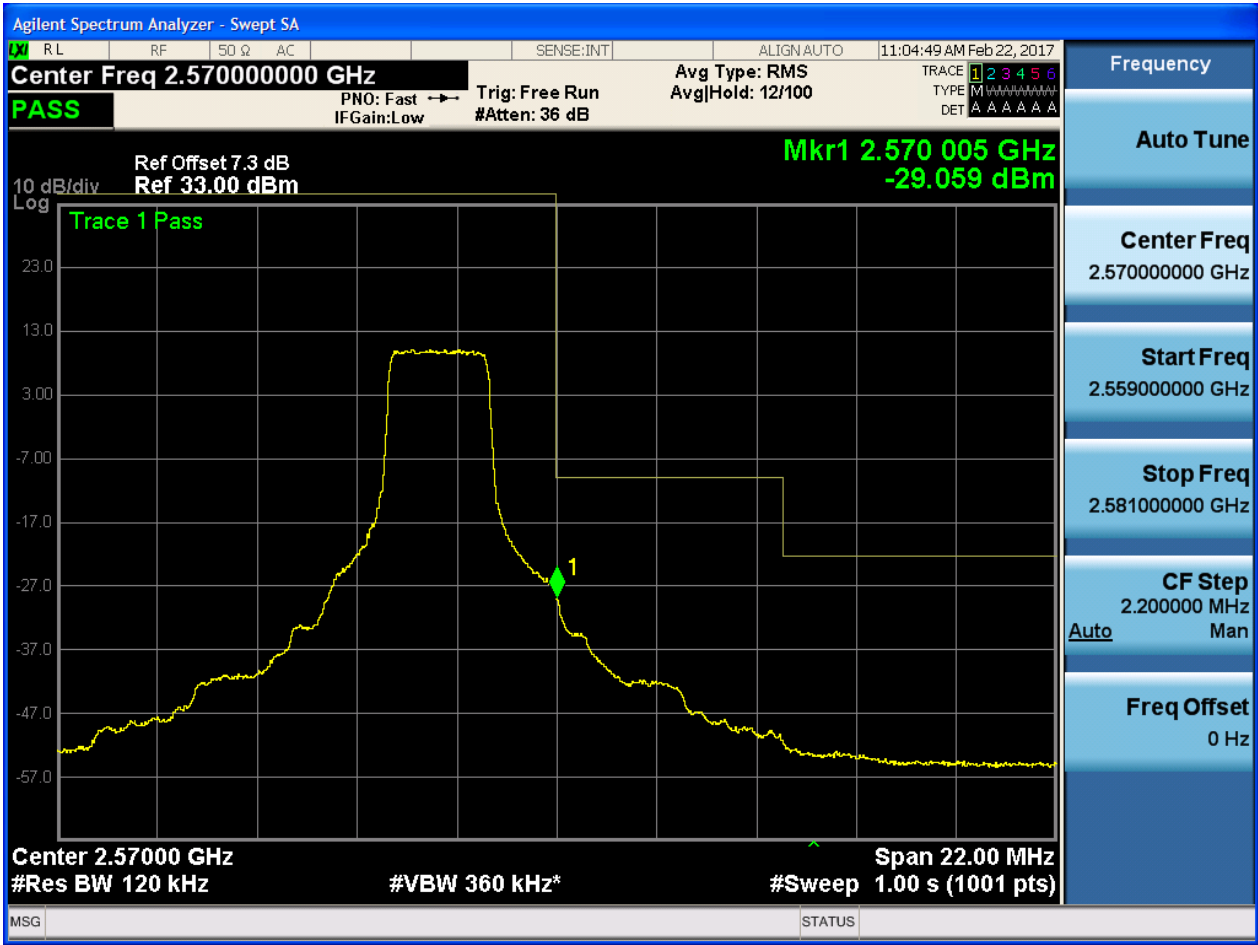
5.1.1.1.1.2.2 Test RB = RB1#24







5.1.1.1.2.3 Test RB = RB12#6





5.1.1.1.2.4 Test RB = RB25#0

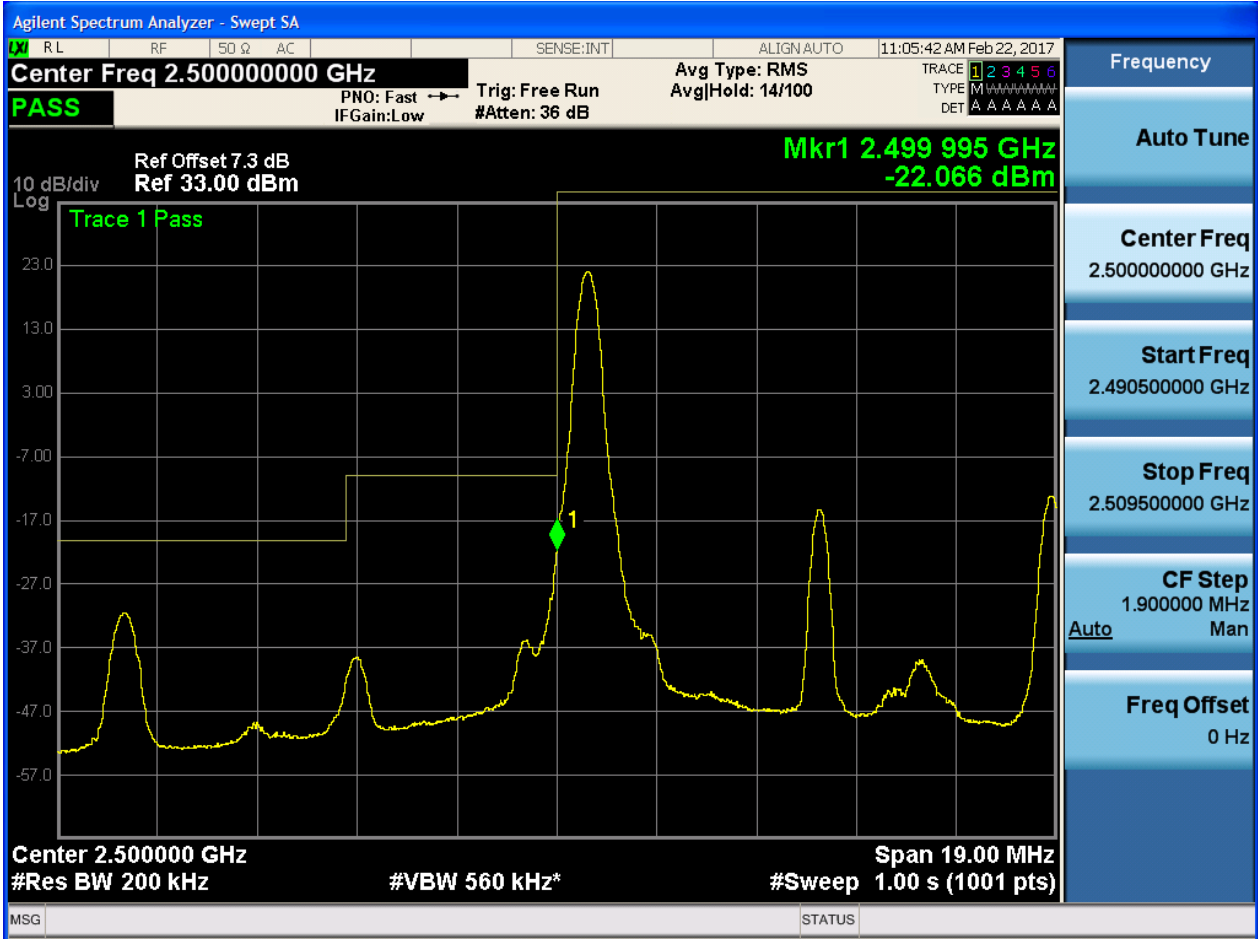




5.1.1.1.2 Test Bandwidth = 10

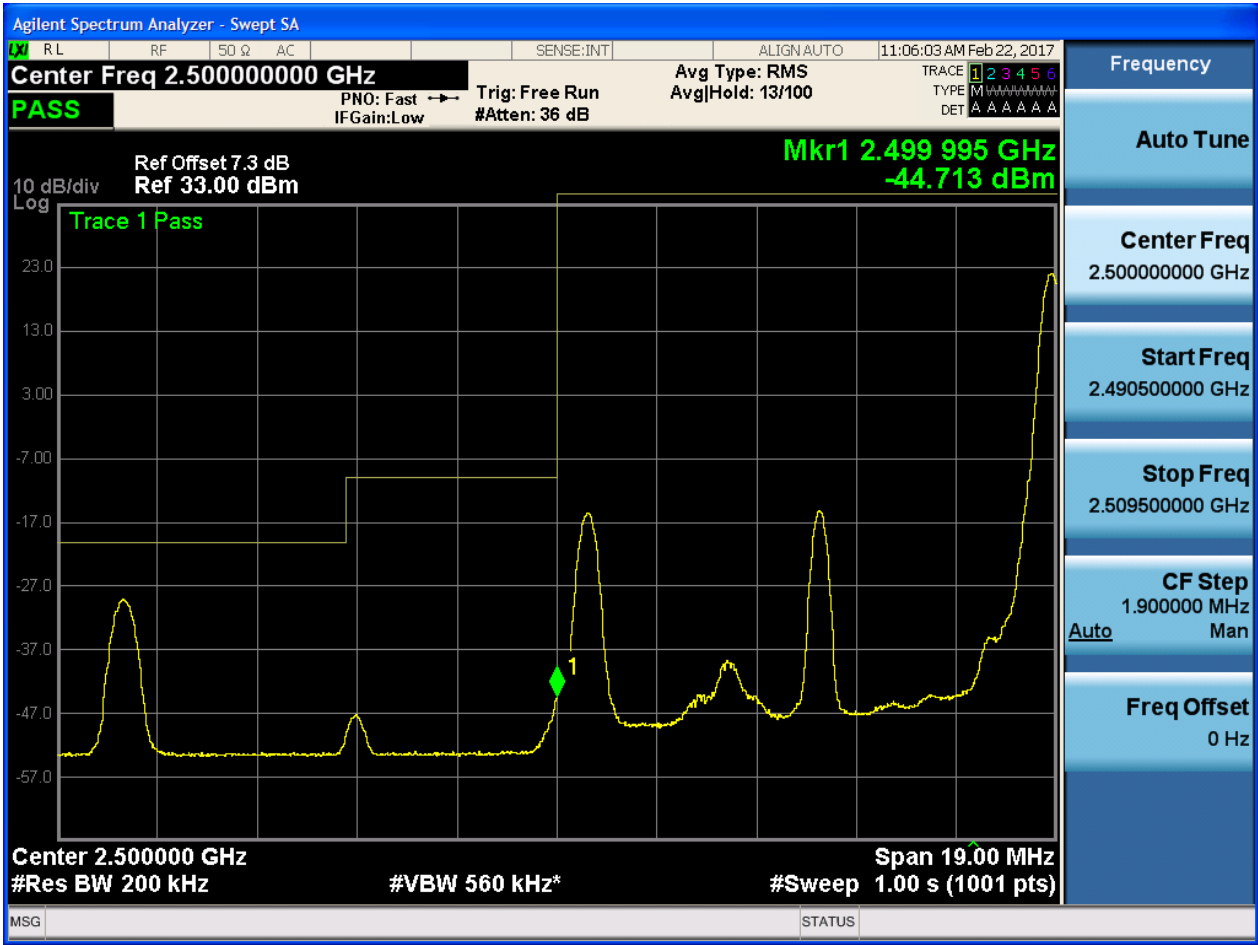
5.1.1.1.2.1 Test Channel = LCH

5.1.1.1.2.1.1 Test RB = RB1#0





5.1.1.1.2.1.2 Test RB = RB1#49





5.1.1.1.2.1.3 Test RB = RB25#13





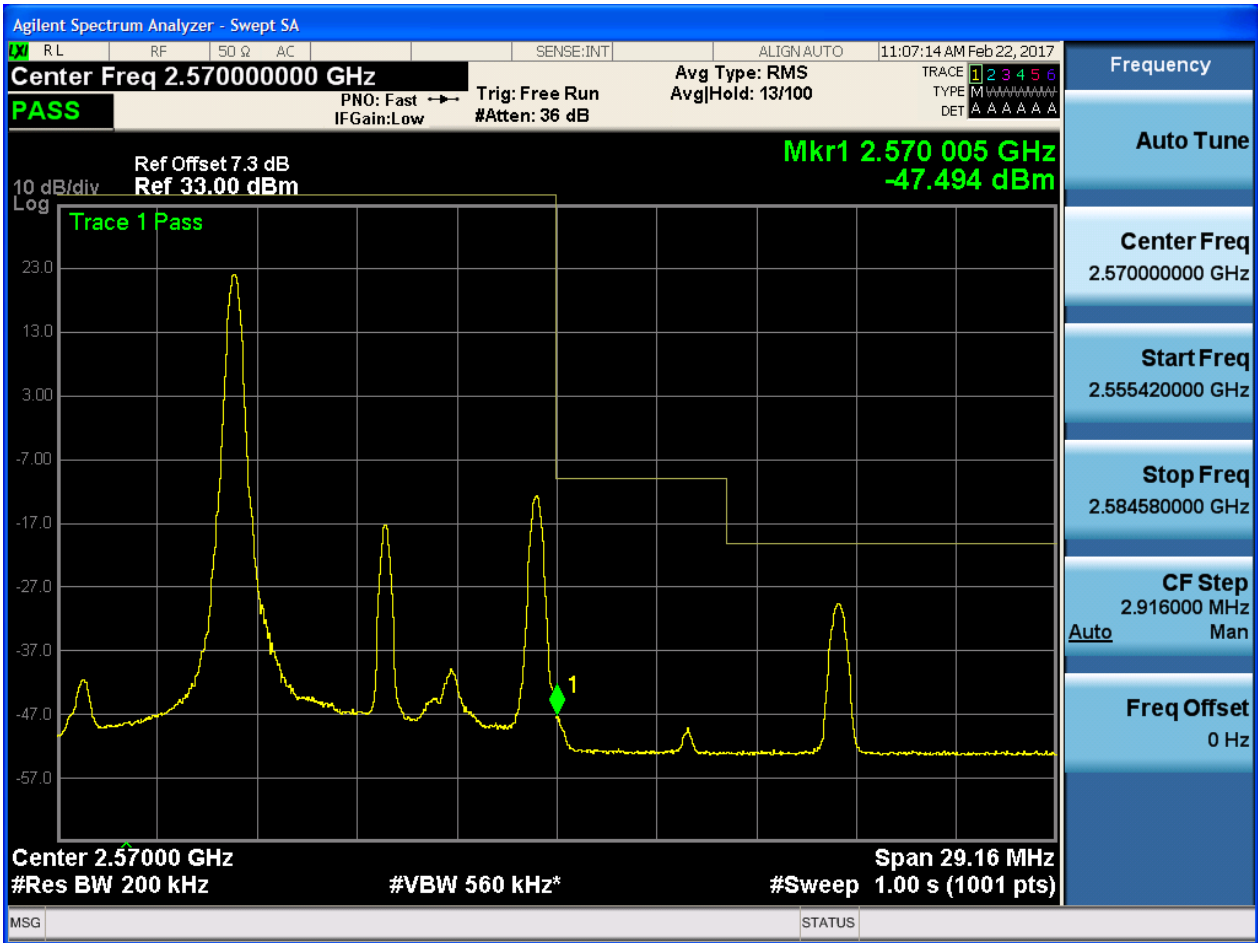
5.1.1.1.2.1.4 Test RB = RB50#0





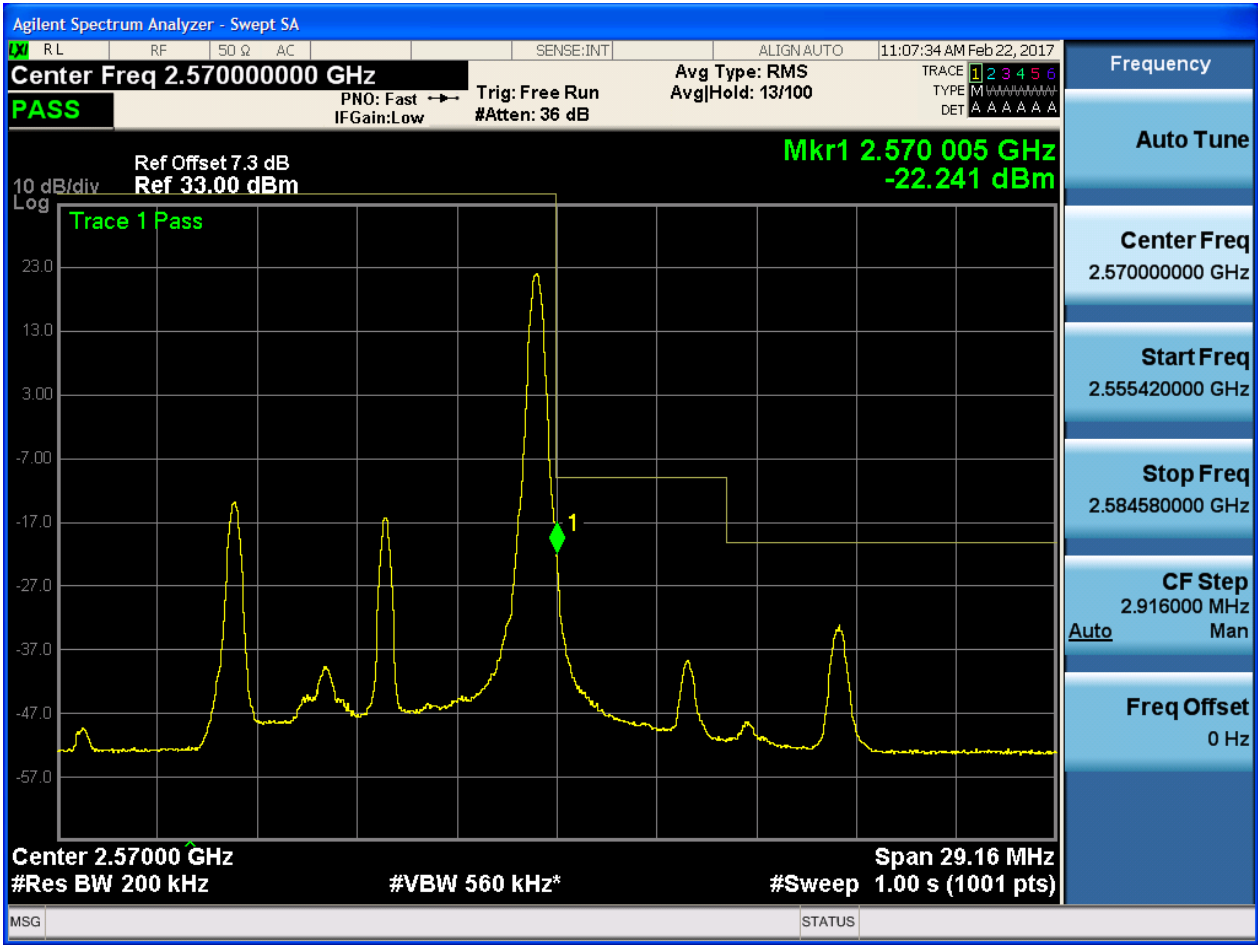
5.1.1.1.2.2 Test Channel = HCH

5.1.1.1.2.2.1 Test RB = RB1#0





5.1.1.1.2.2.2 Test RB = RB1#49







5.1.1.1.2.2.3 Test RB = RB25#13





5.1.1.1.2.2.4 Test RB = RB50#0

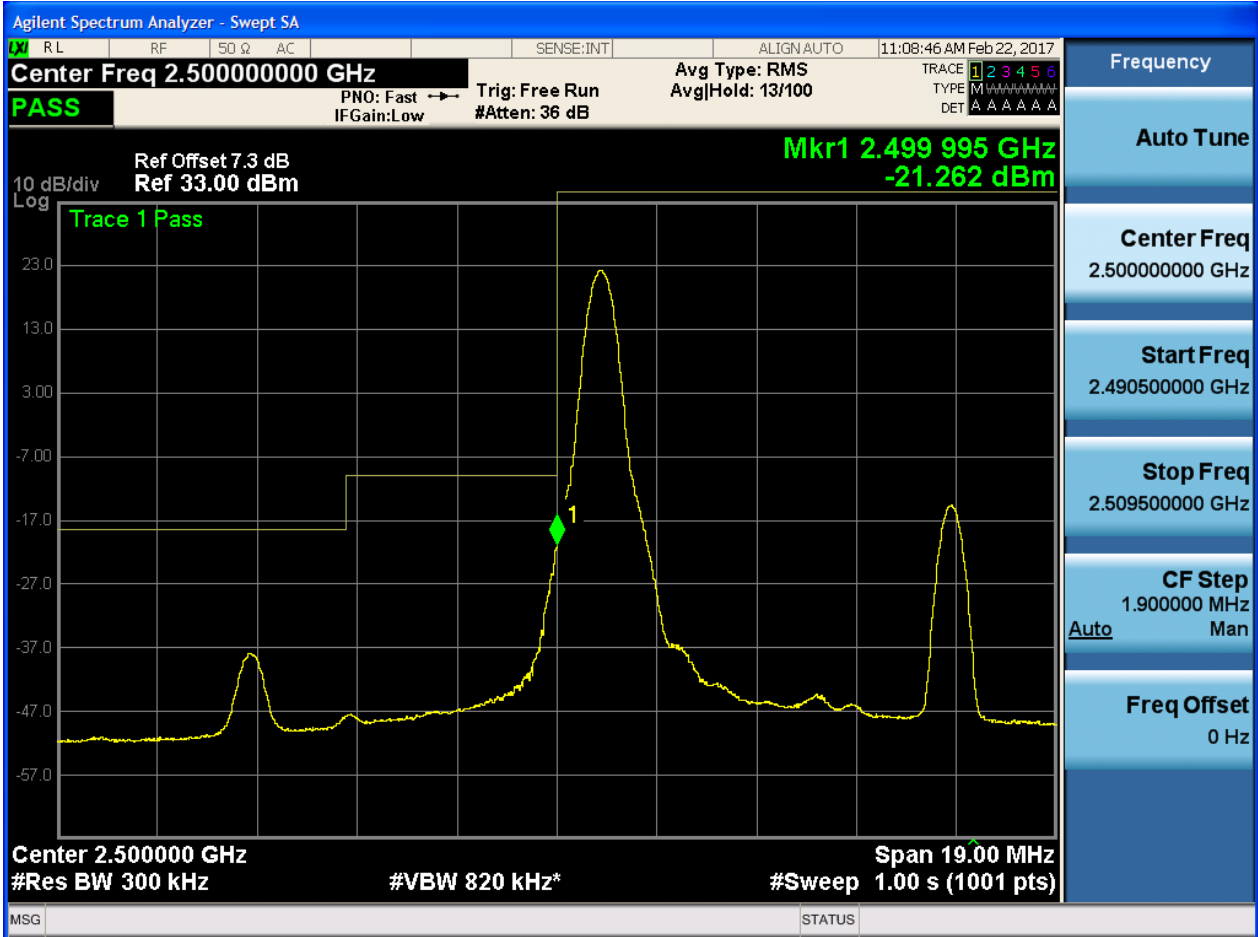




5.1.1.1.3 Test Bandwidth = 15

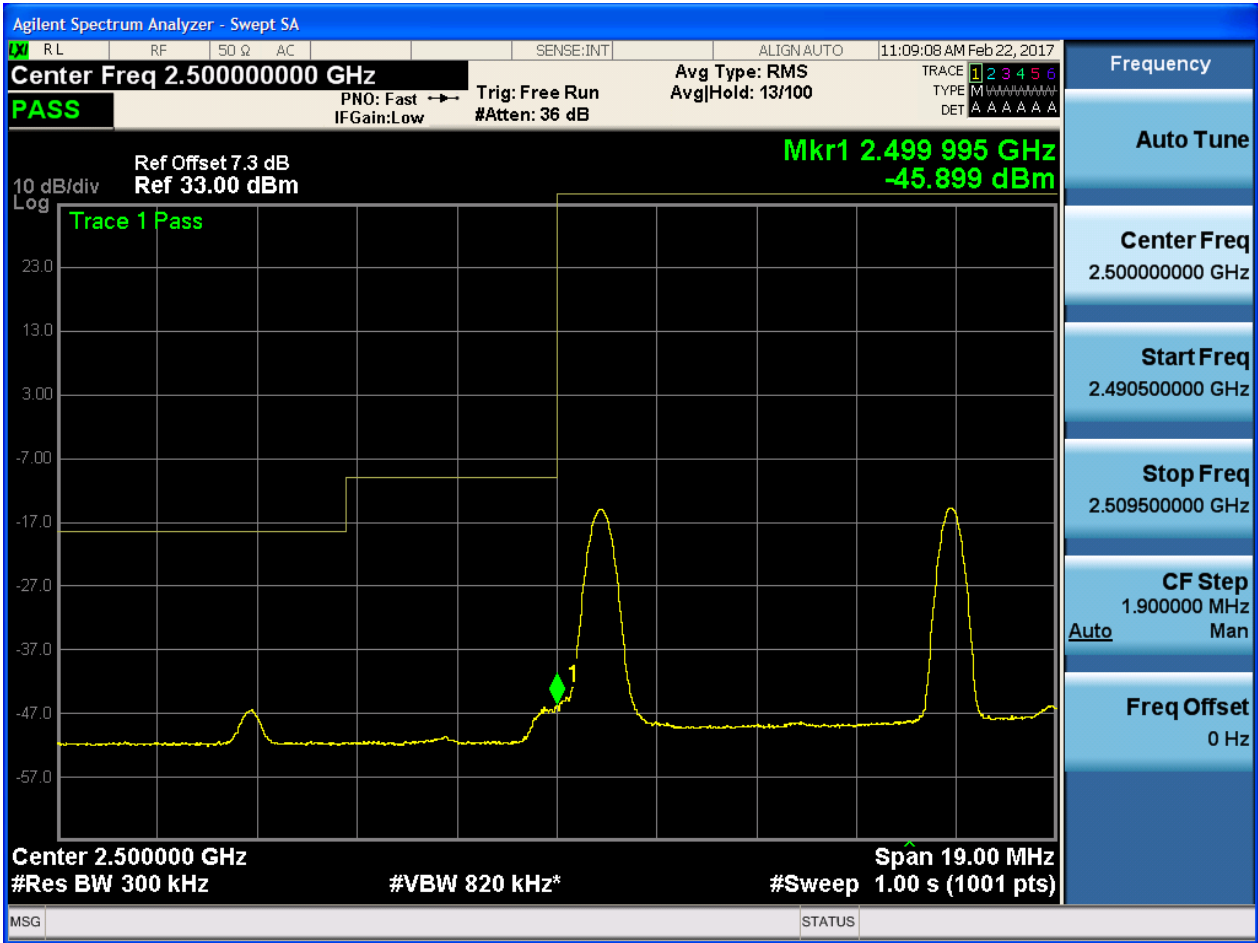
5.1.1.1.3.1 Test Channel = LCH

5.1.1.1.3.1.1 Test RB = RB1#0





5.1.1.1.3.1.2 Test RB = RB1#74





5.1.1.1.3.1.3 Test RB = RB36#18





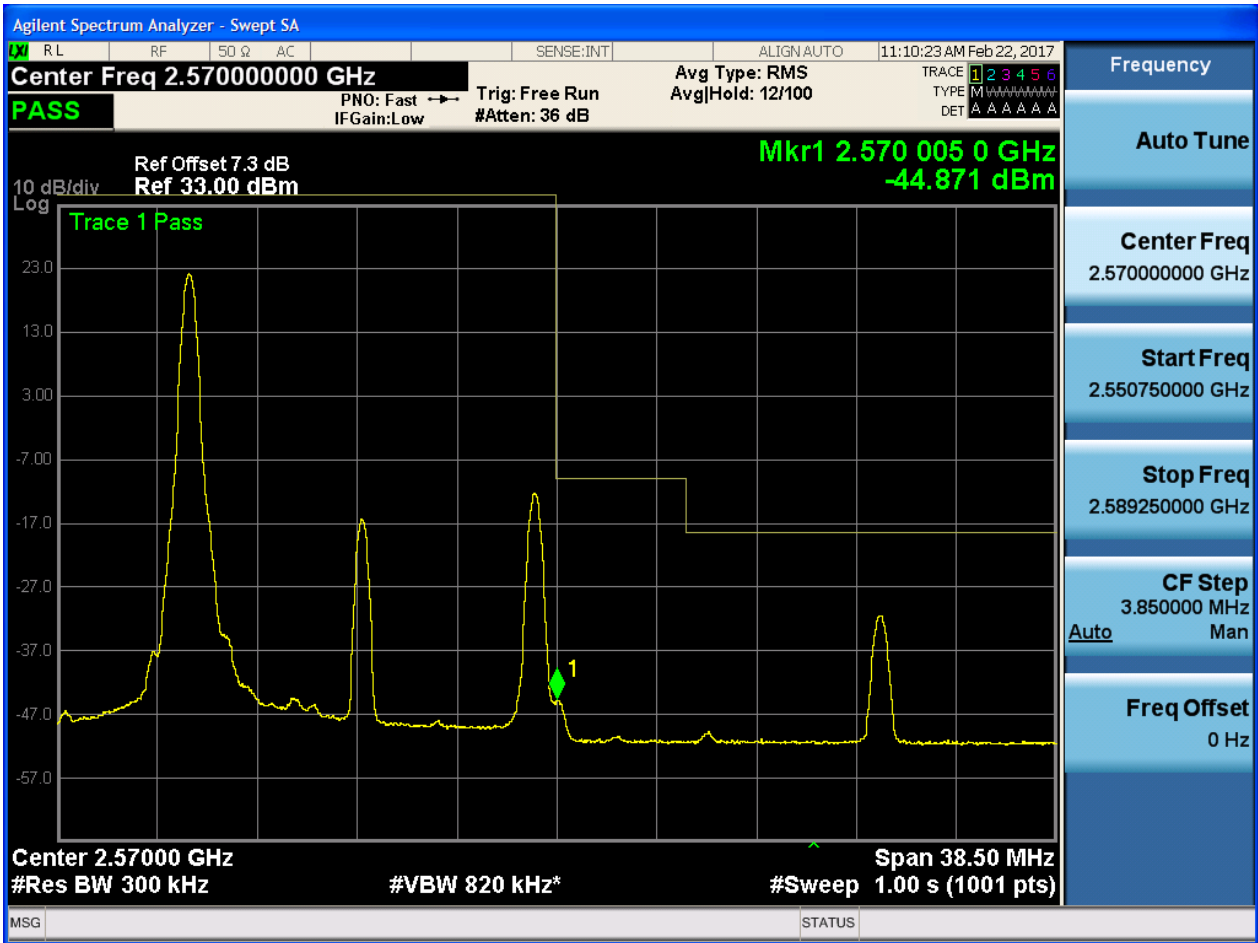
5.1.1.1.3.1.4 Test RB = RB75#0





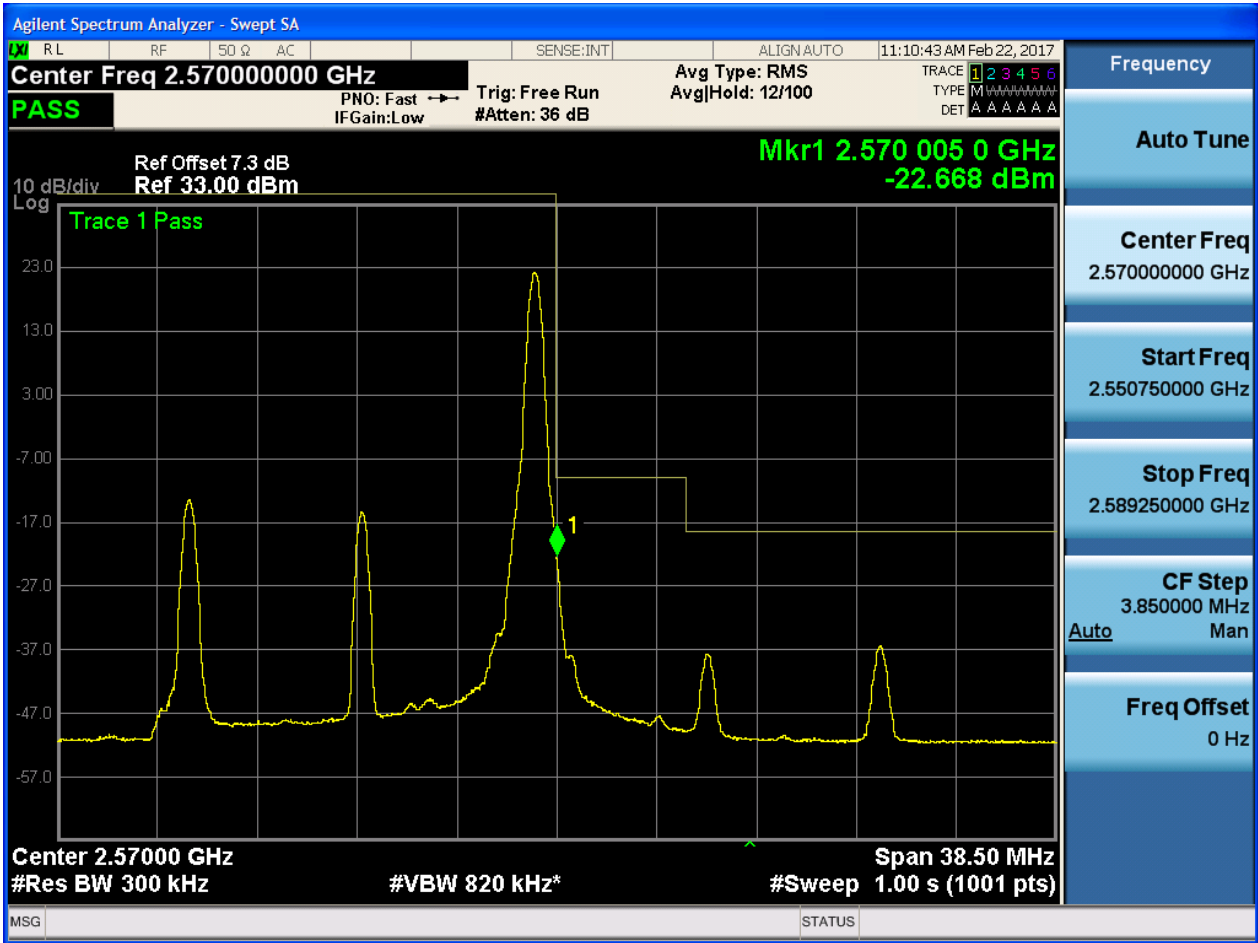
5.1.1.1.3.2 Test Channel = HCH

5.1.1.1.3.2.1 Test RB = RB1#0





5.1.1.1.3.2.2 Test RB = RB1#74







5.1.1.1.3.2.3 Test RB = RB36#18





5.1.1.1.3.2.4 Test RB = RB75#0

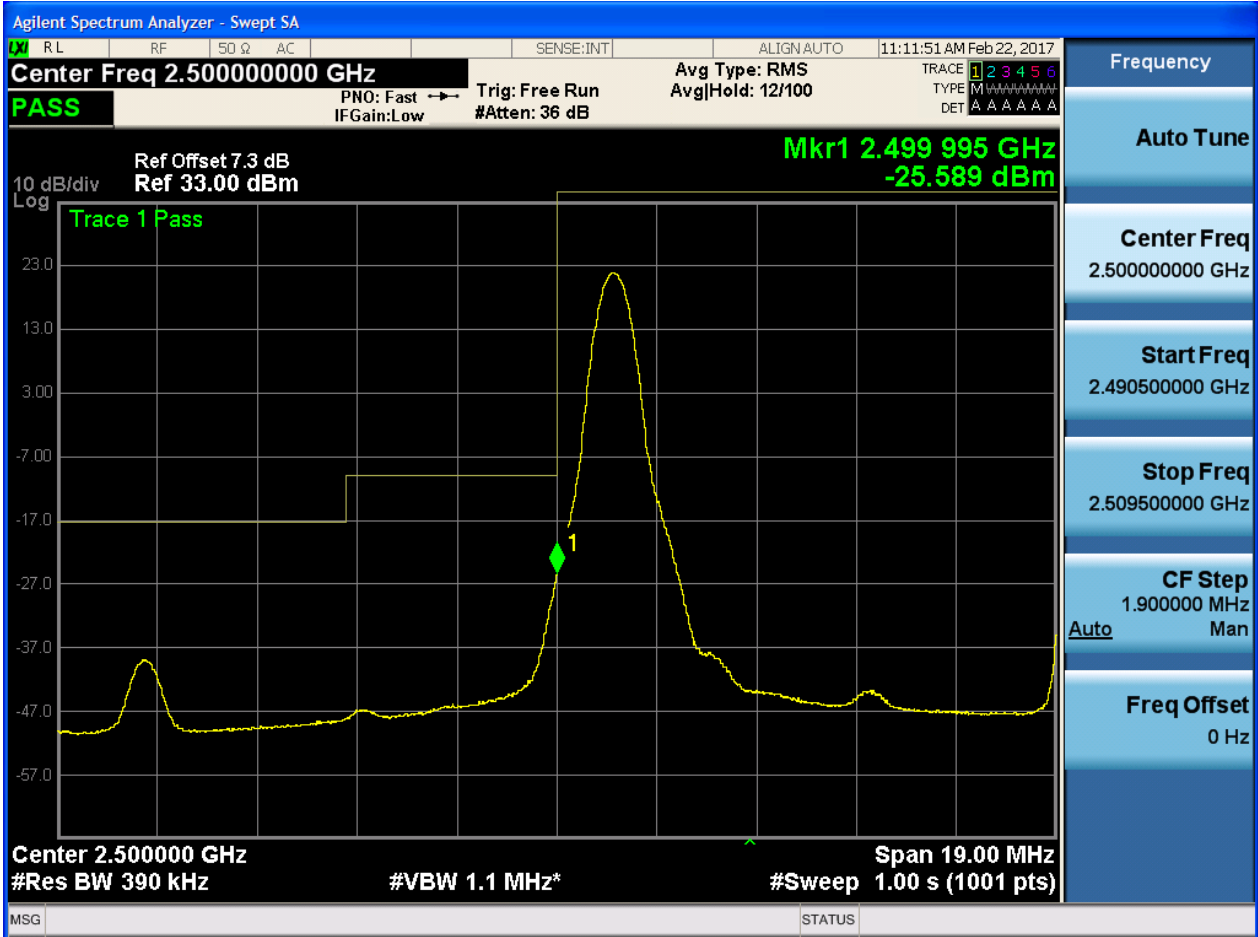




5.1.1.1.4 Test Bandwidth = 20

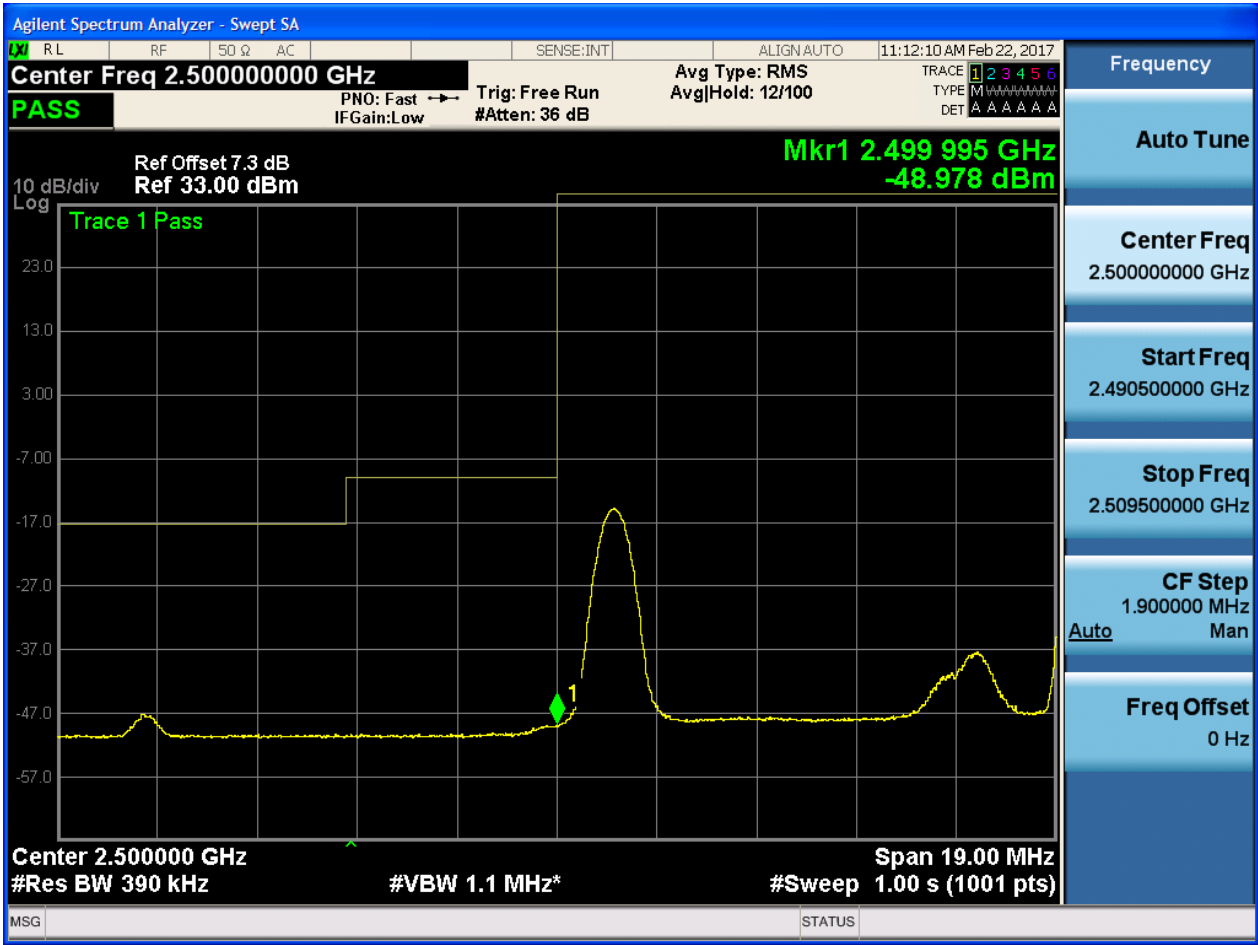
5.1.1.1.4.1 Test Channel = LCH

5.1.1.1.4.1.1 Test RB = RB1#0





5.1.1.1.4.1.2 Test RB = RB1#99



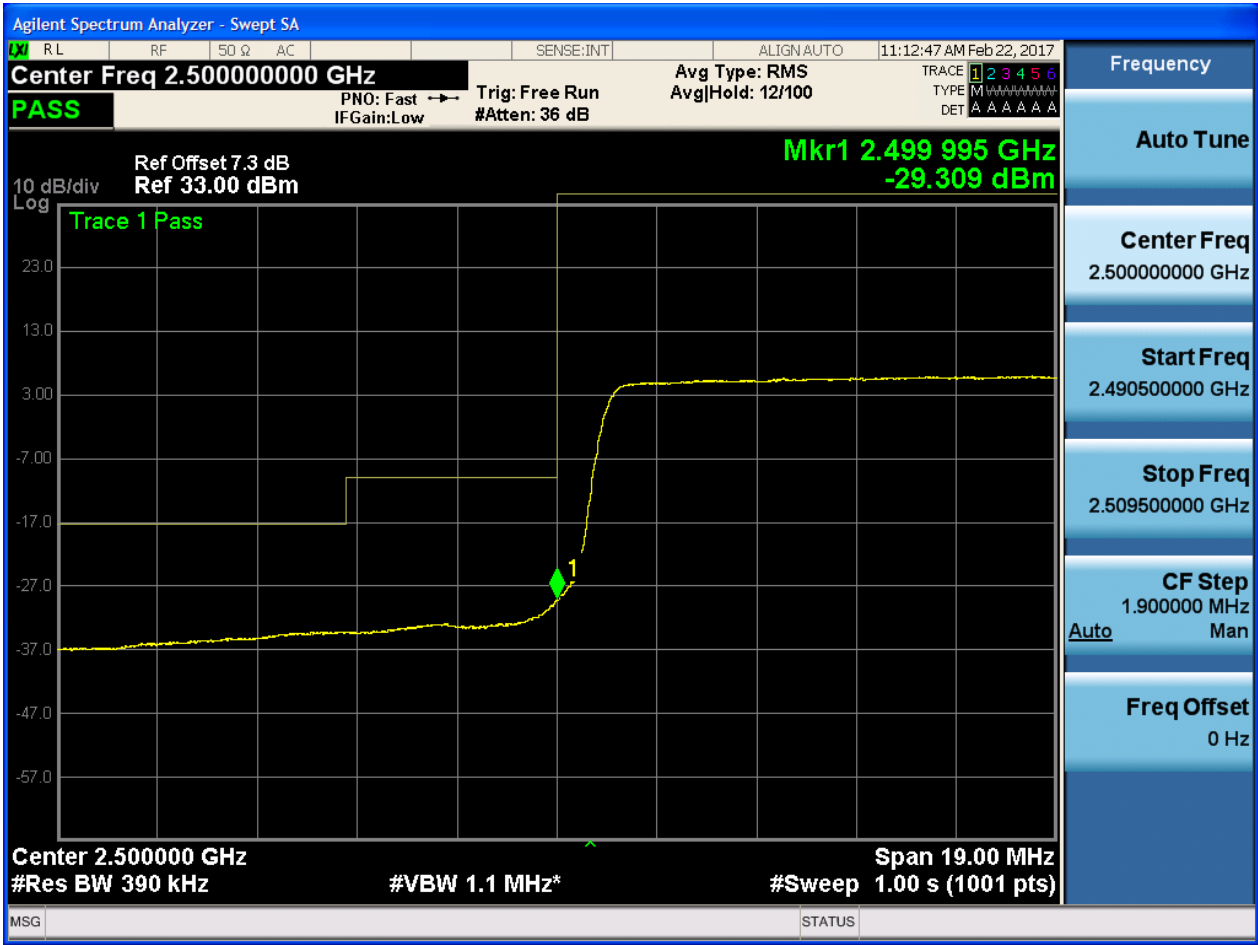


5.1.1.1.4.1.3 Test RB = RB50#25





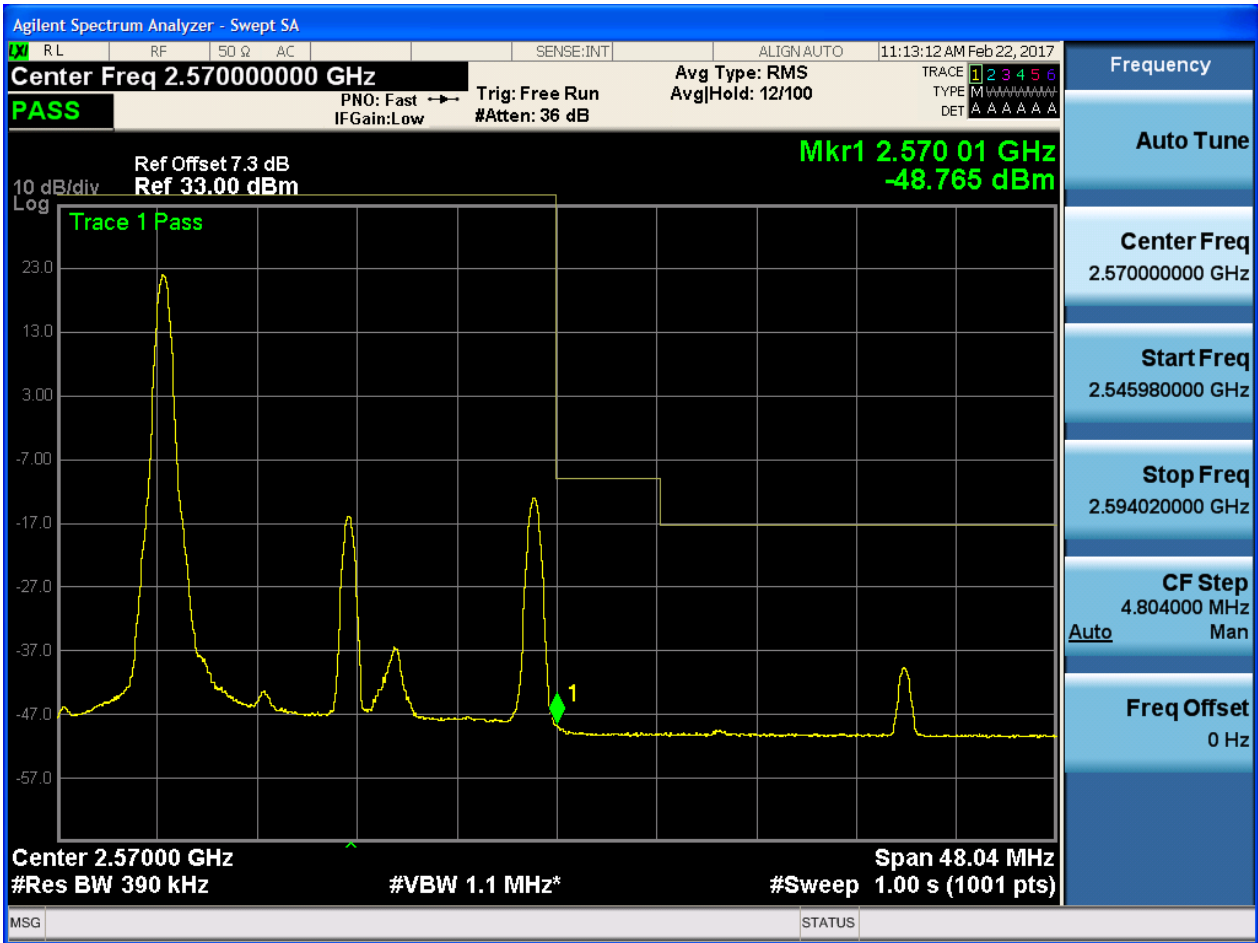
5.1.1.1.4.1.4 Test RB = RB100#0





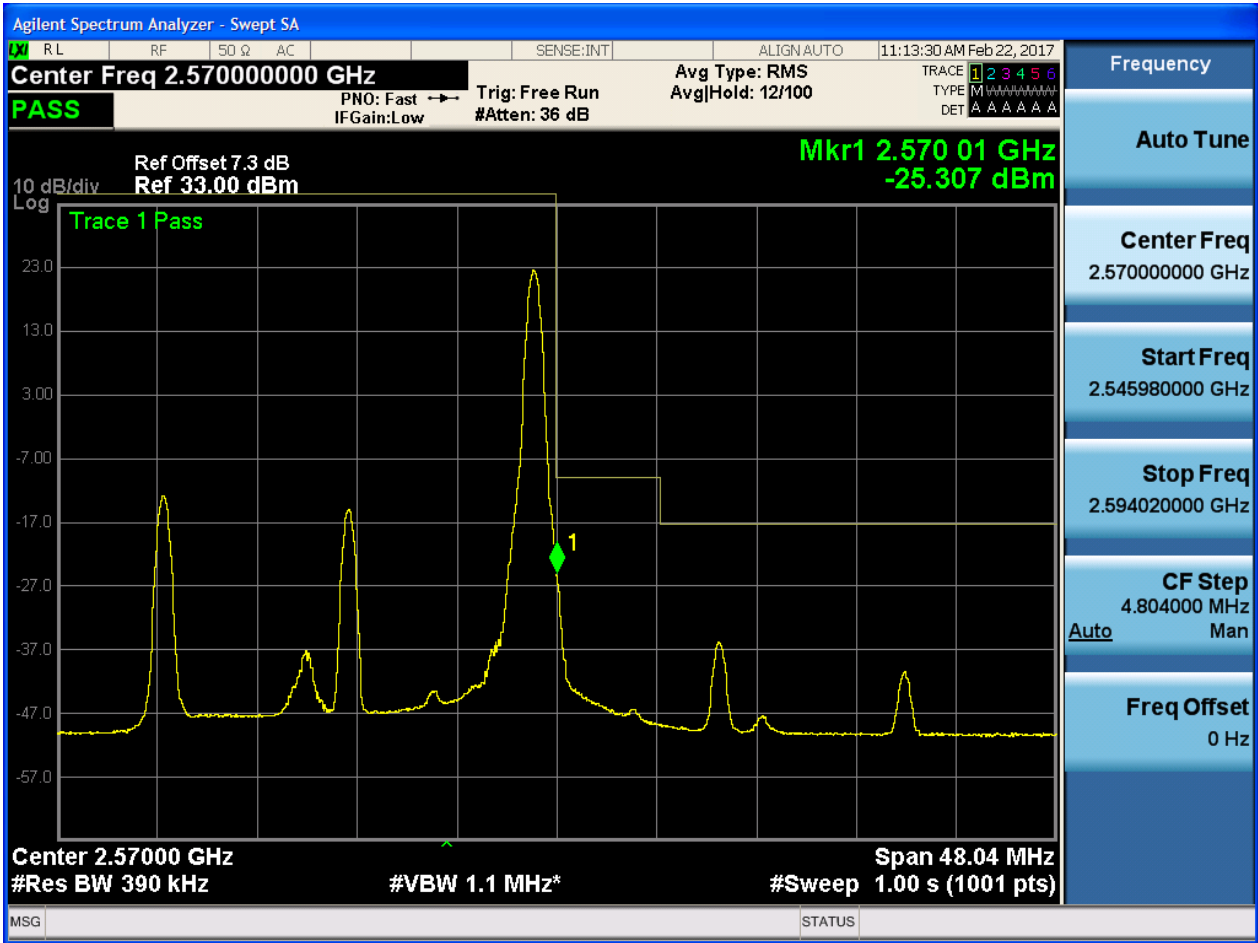
5.1.1.1.4.2 Test Channel = HCH

5.1.1.1.4.2.1 Test RB = RB1#0





5.1.1.1.4.2.2 Test RB = RB1#99







5.1.1.1.4.2.3 Test RB = RB50#25





5.1.1.1.4.2.4 Test RB = RB100#0



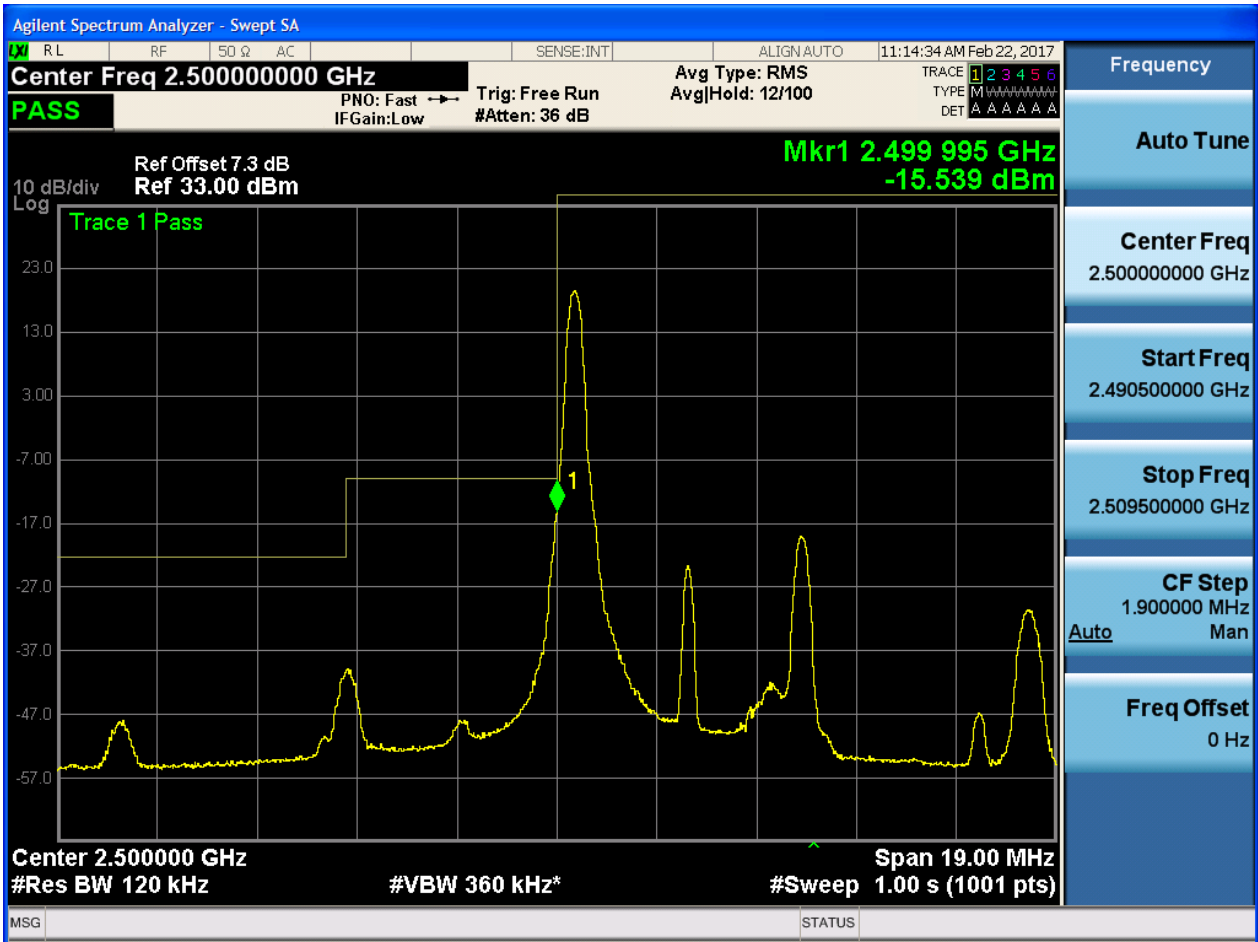


5.1.1.2 Test Mode = LTE/TM2

5.1.1.2.1 Test Bandwidth = 5

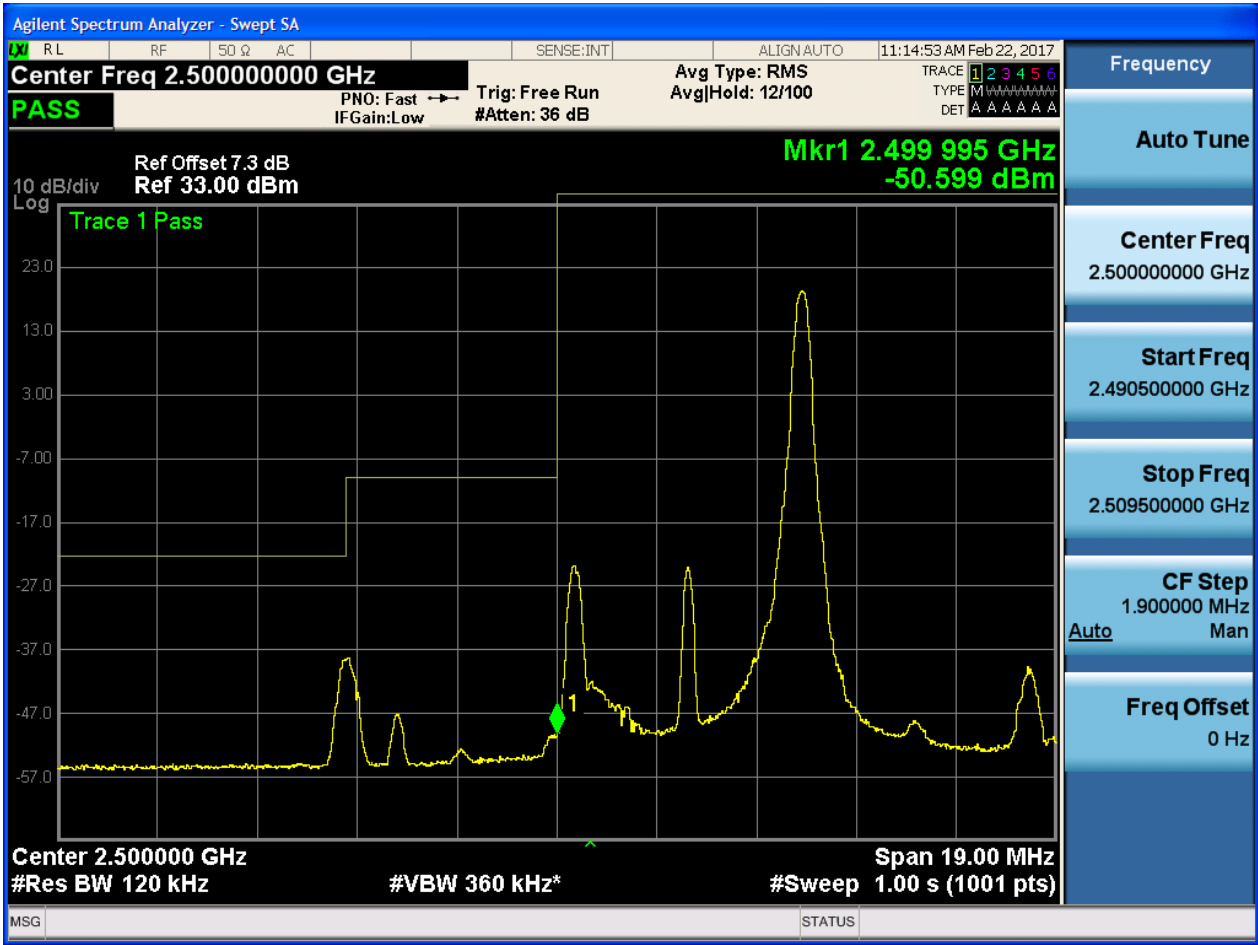
5.1.1.2.1.1 Test Channel = LCH

5.1.1.2.1.1.1 Test RB = RB1#0



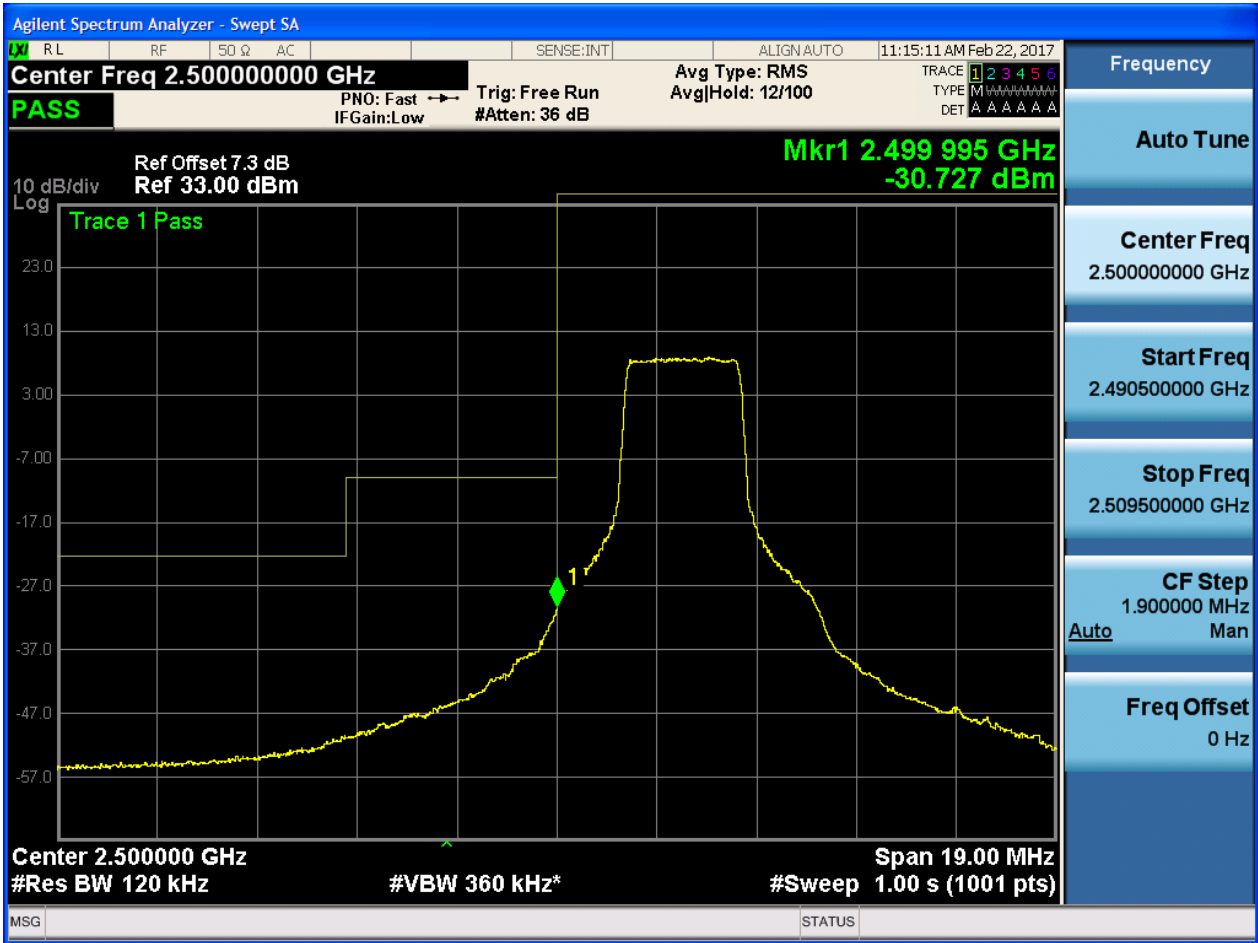


5.1.1.2.1.1.2 Test RB = RB1#24



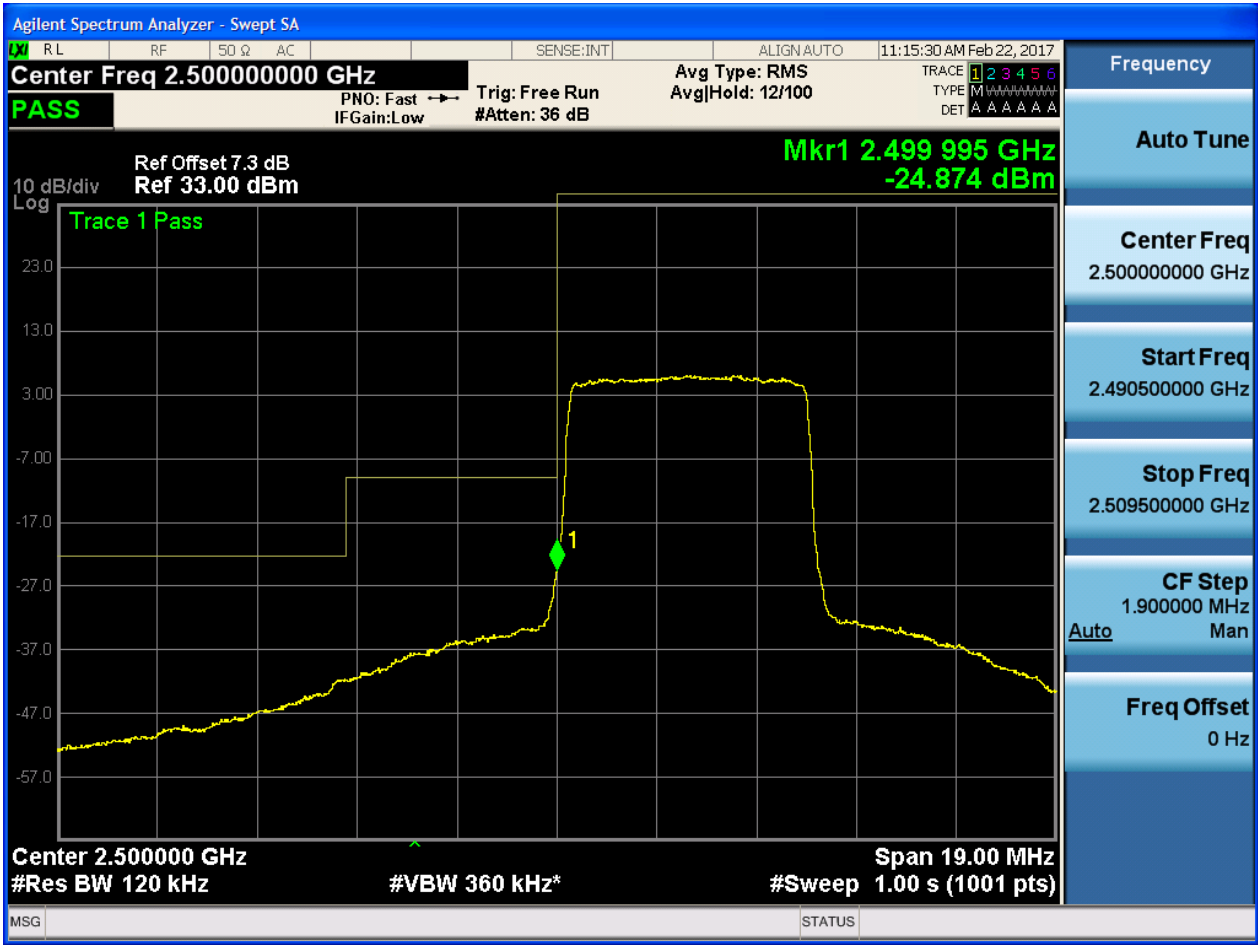


5.1.1.2.1.1.3 Test RB = RB12#6





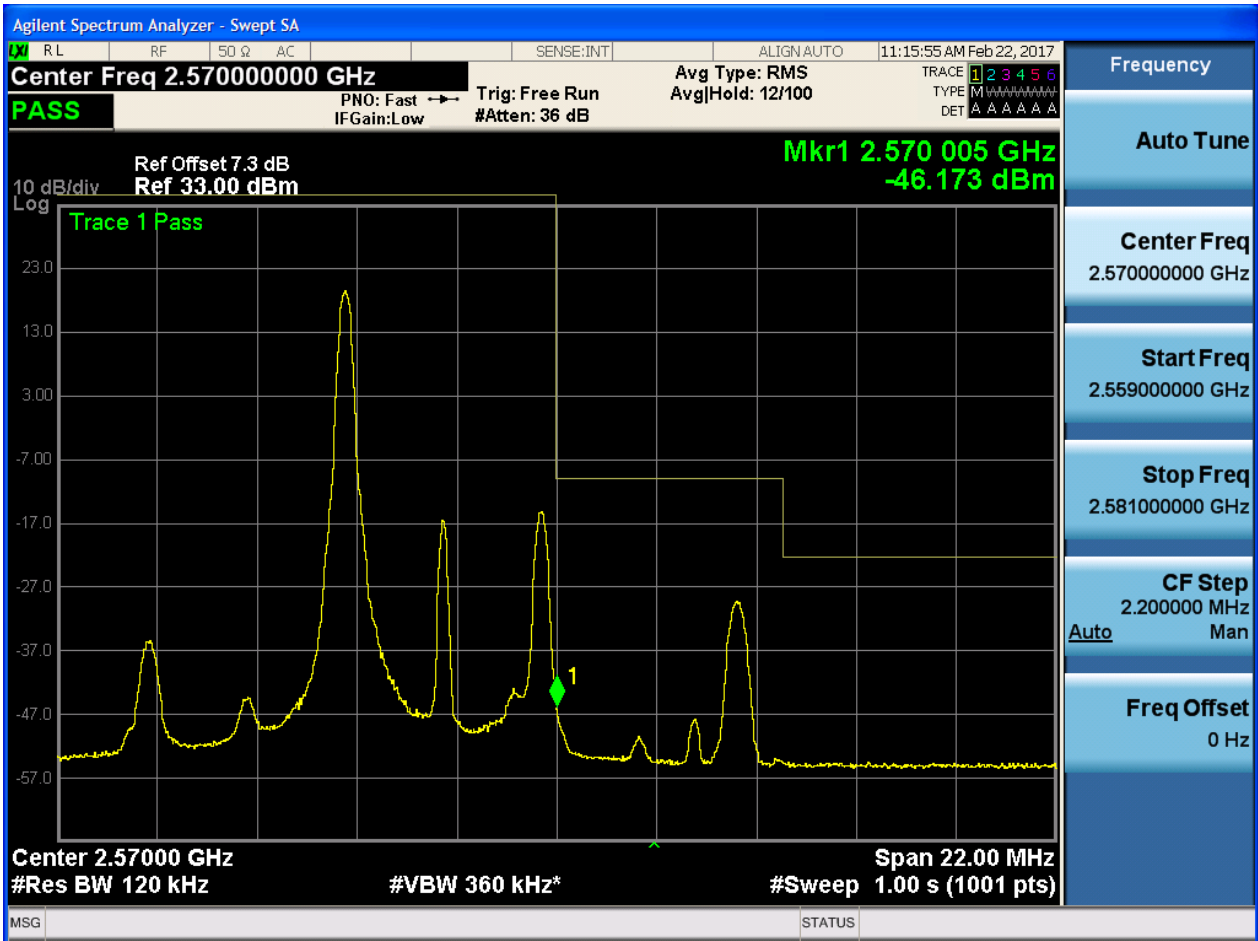
5.1.1.2.1.1.4 Test RB = RB25#0





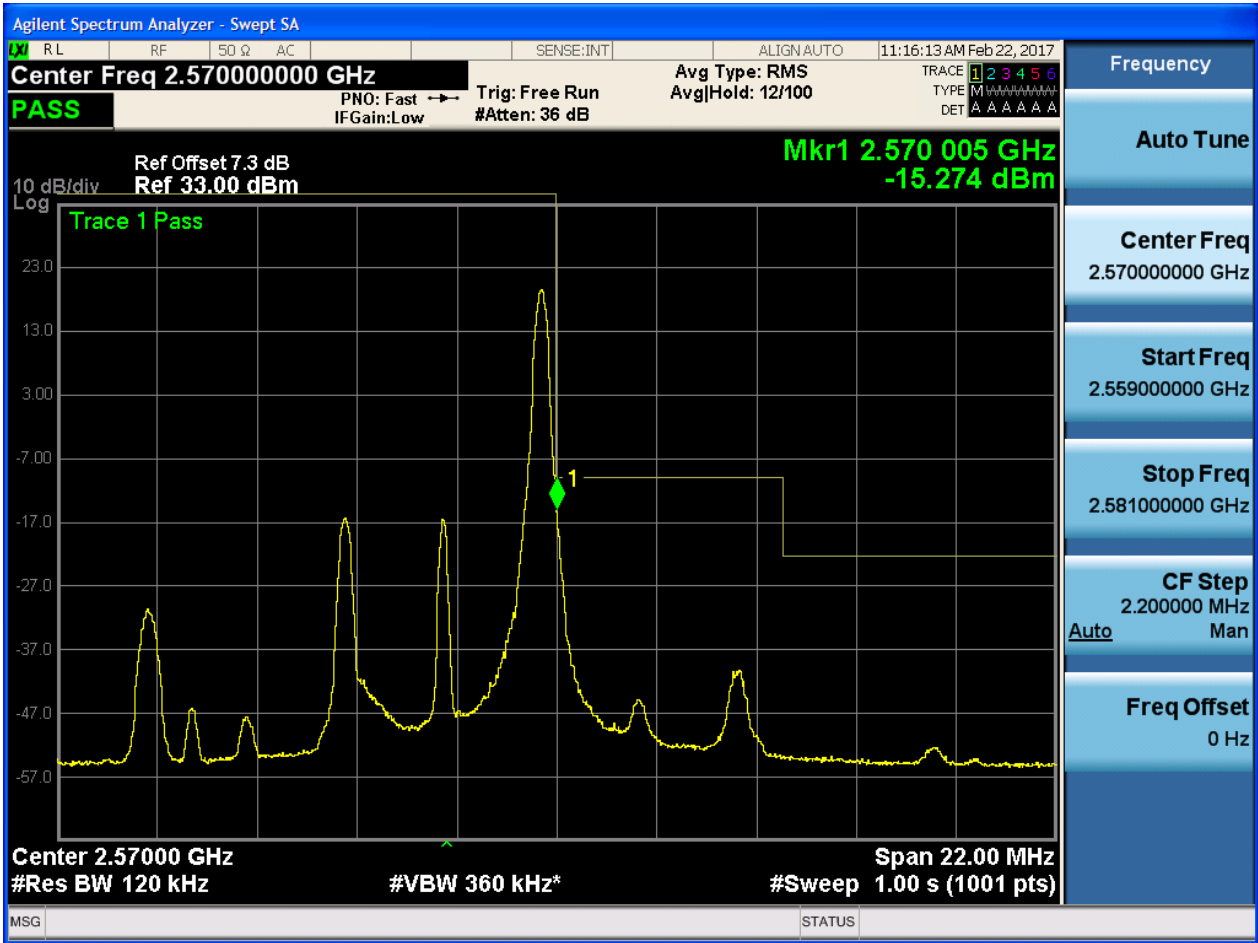
5.1.1.2.1.2 Test Channel = HCH

5.1.1.2.1.2.1 Test RB = RB1#0





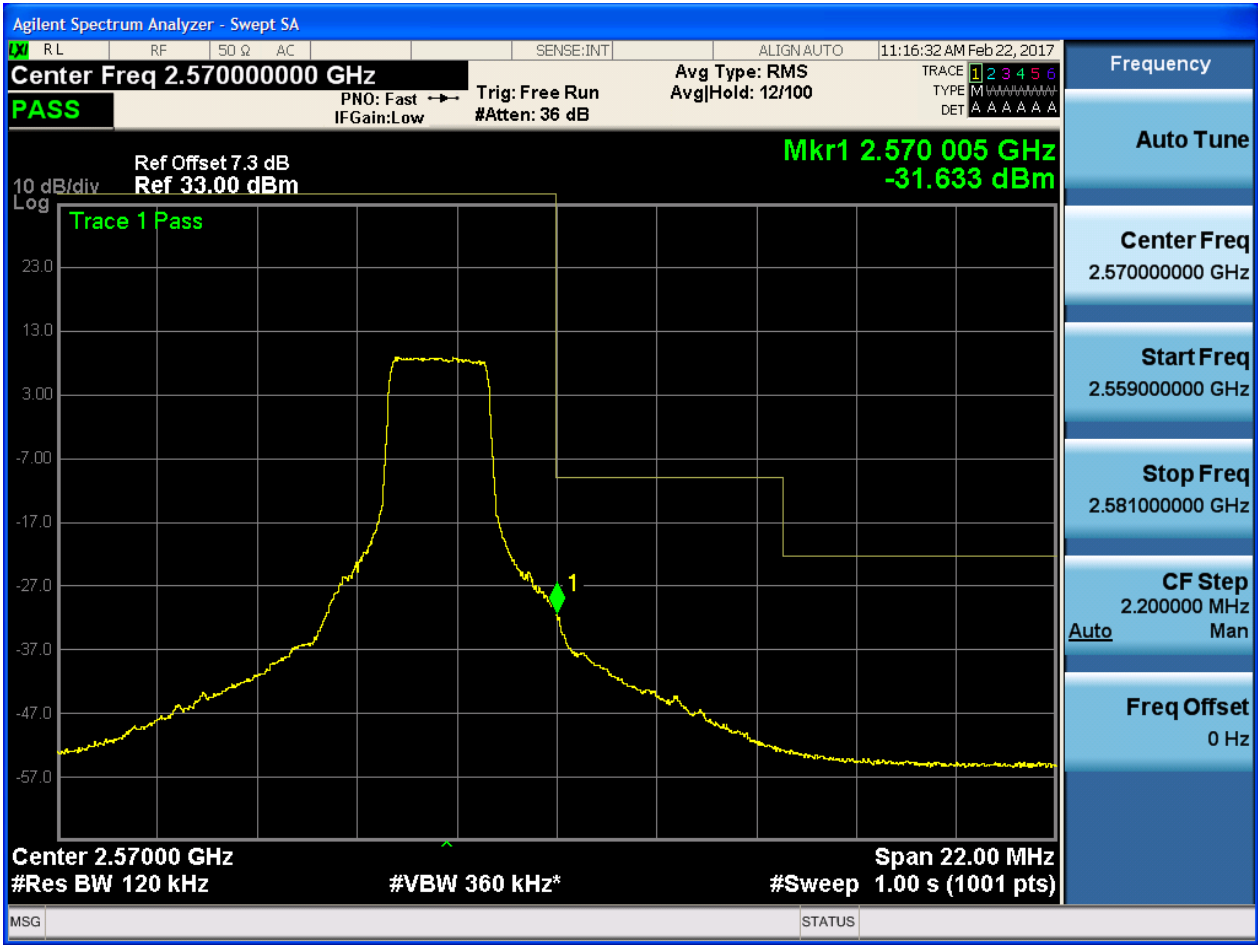
5.1.1.2.1.2.2 Test RB = RB1#24







5.1.1.2.1.2.3 Test RB = RB12#6





5.1.1.2.1.2.4 Test RB = RB25#0

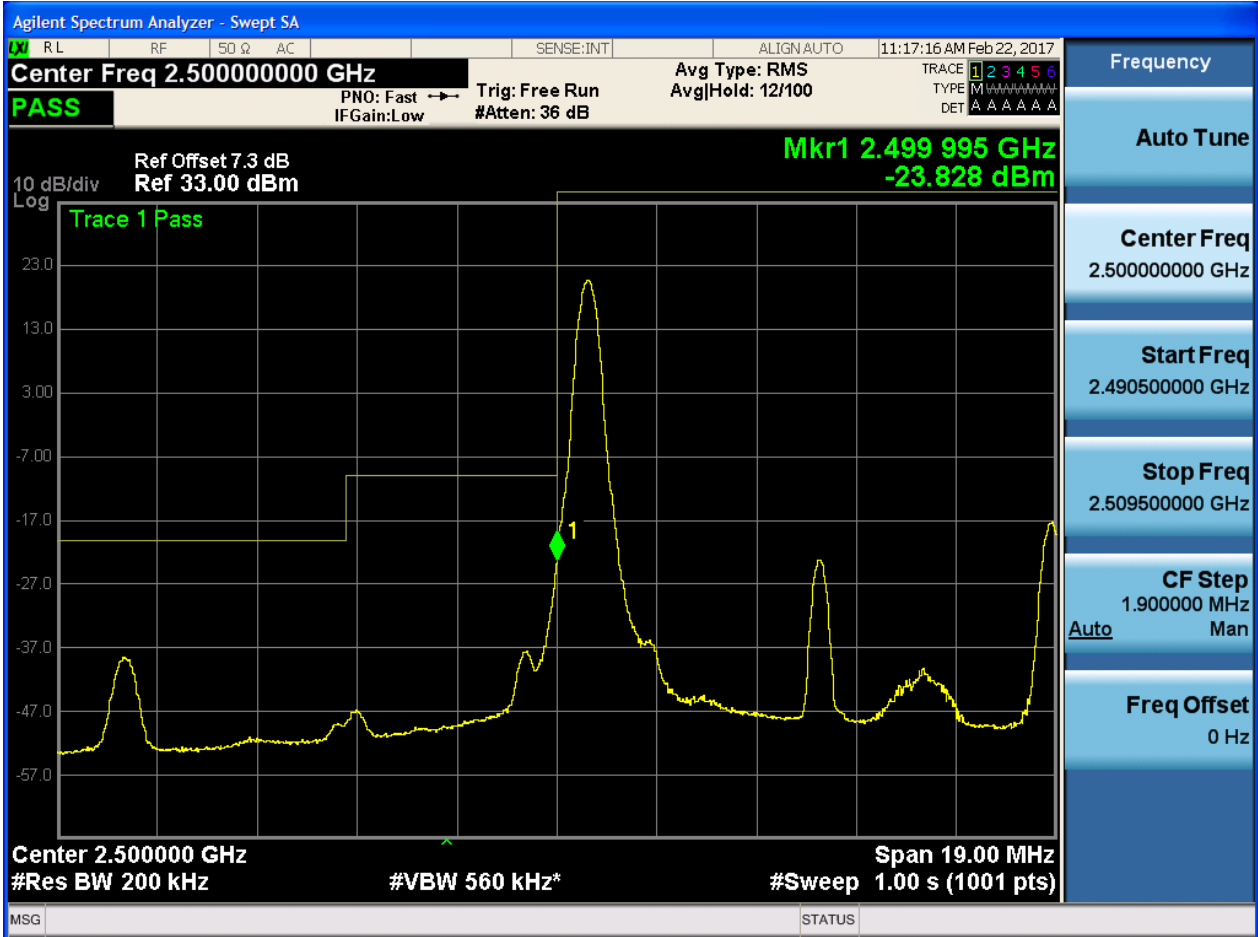




5.1.1.2.2 Test Bandwidth = 10

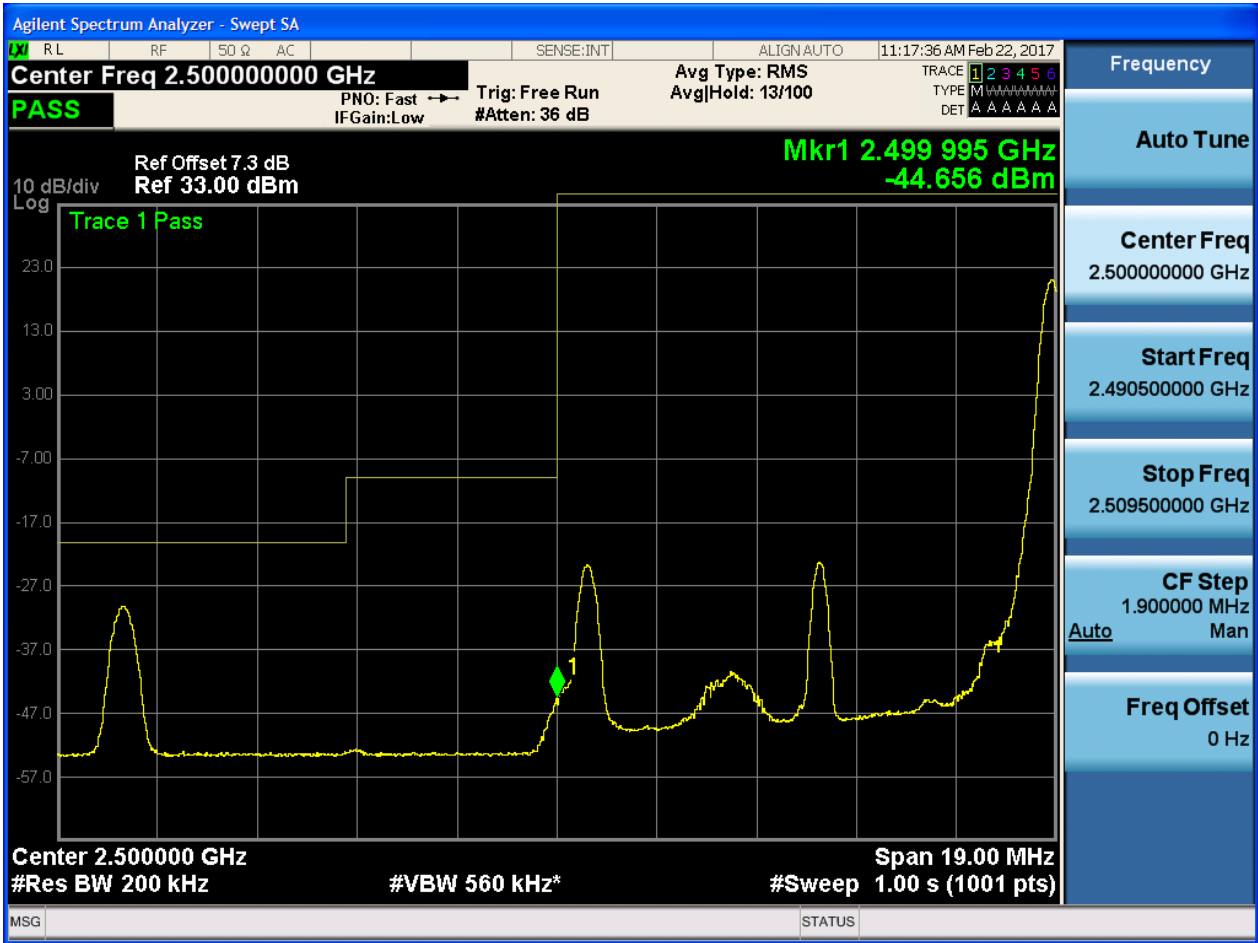
5.1.1.2.2.1 Test Channel = LCH

5.1.1.2.2.1.1 Test RB = RB1#0





5.1.1.2.2.1.2 Test RB = RB1#49





5.1.1.2.2.1.3 Test RB = RB25#13





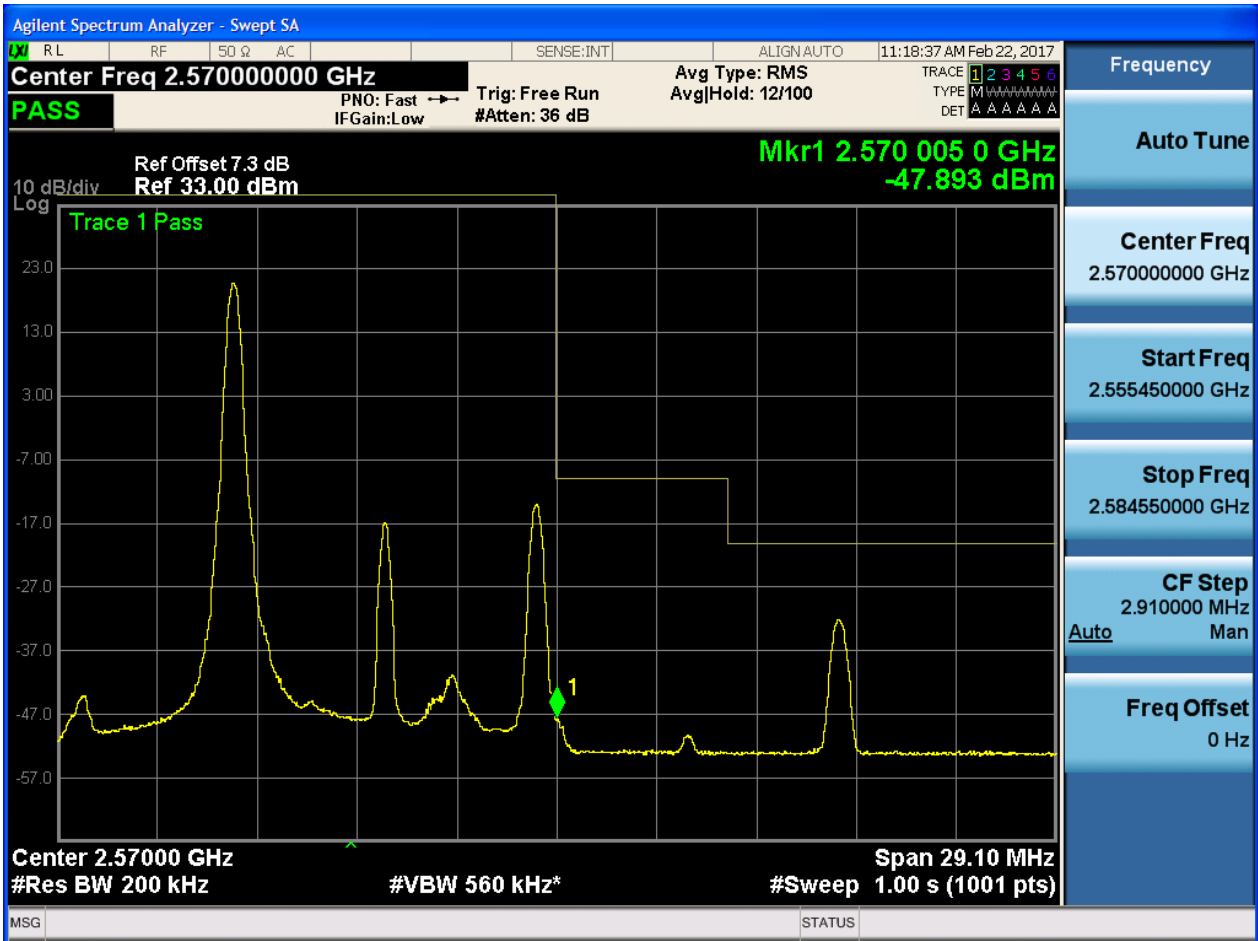
5.1.1.2.2.1.4 Test RB = RB50#0





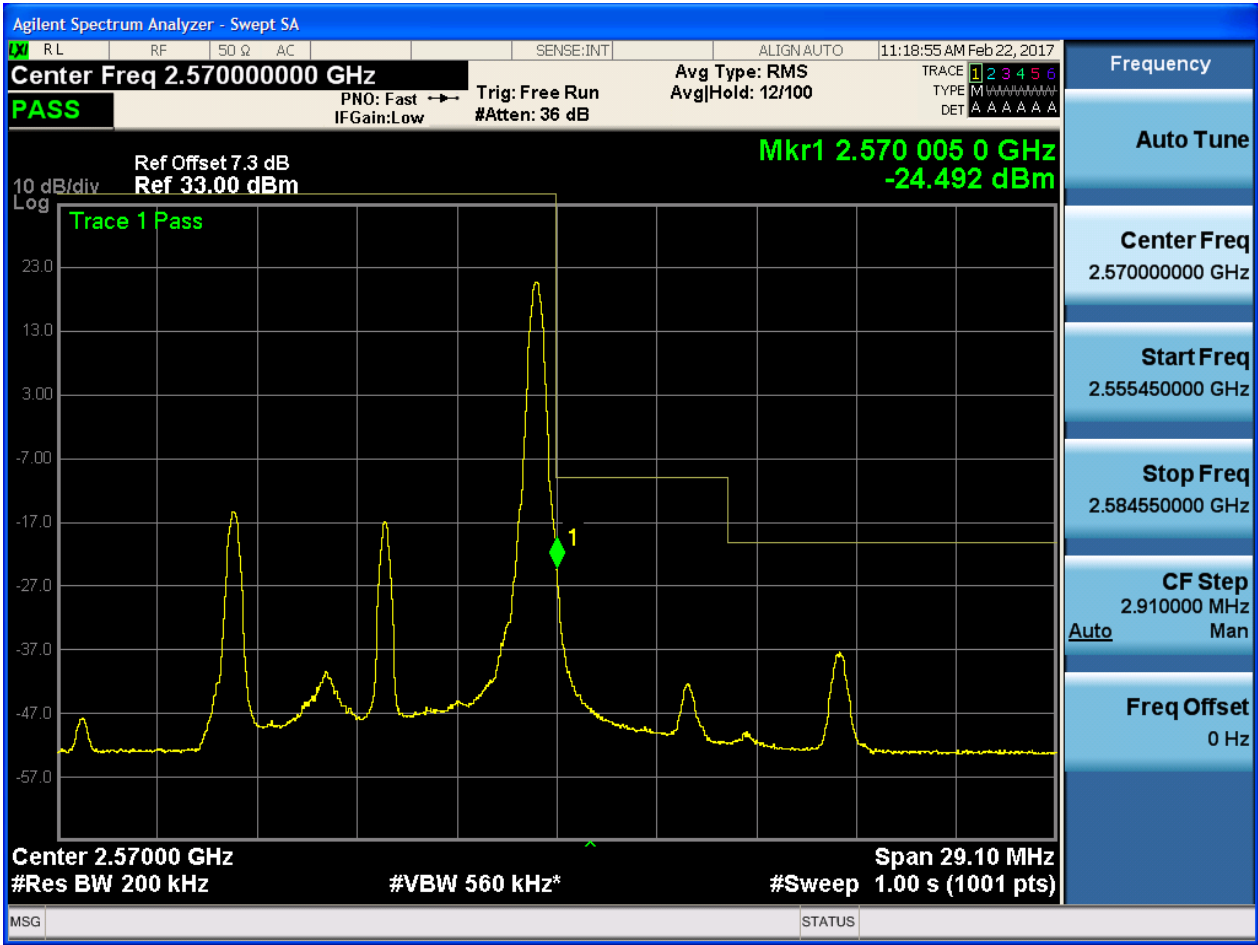
5.1.1.2.2.2 Test Channel = HCH

5.1.1.2.2.2.1 Test RB = RB1#0





5.1.1.2.2.2.2 Test RB = RB1#49







5.1.1.2.2.3 Test RB = RB25#13





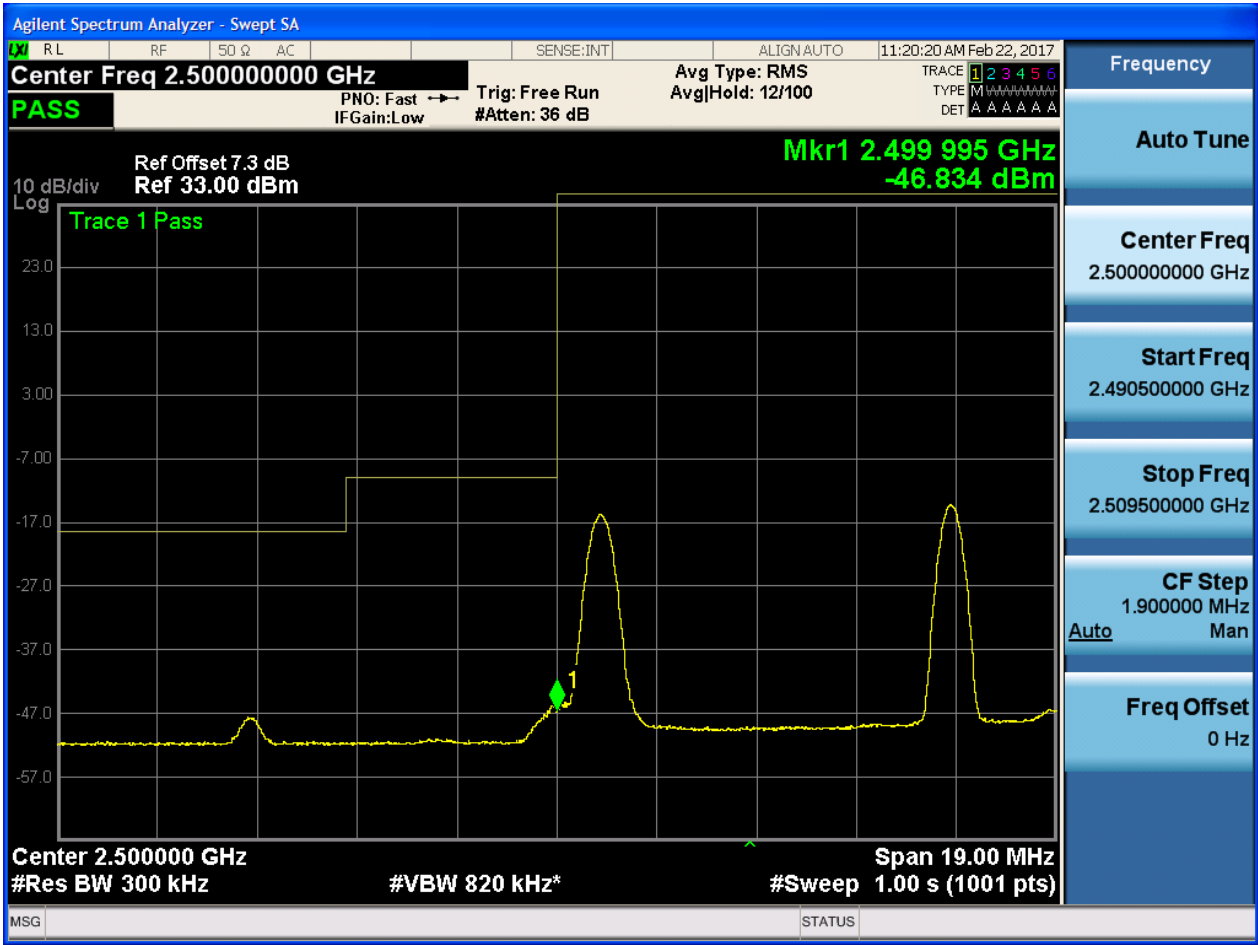
5.1.1.2.2.4 Test RB = RB50#0







5.1.1.2.3.1.2 Test RB = RB1#74





5.1.1.2.3.1.3 Test RB = RB36#18





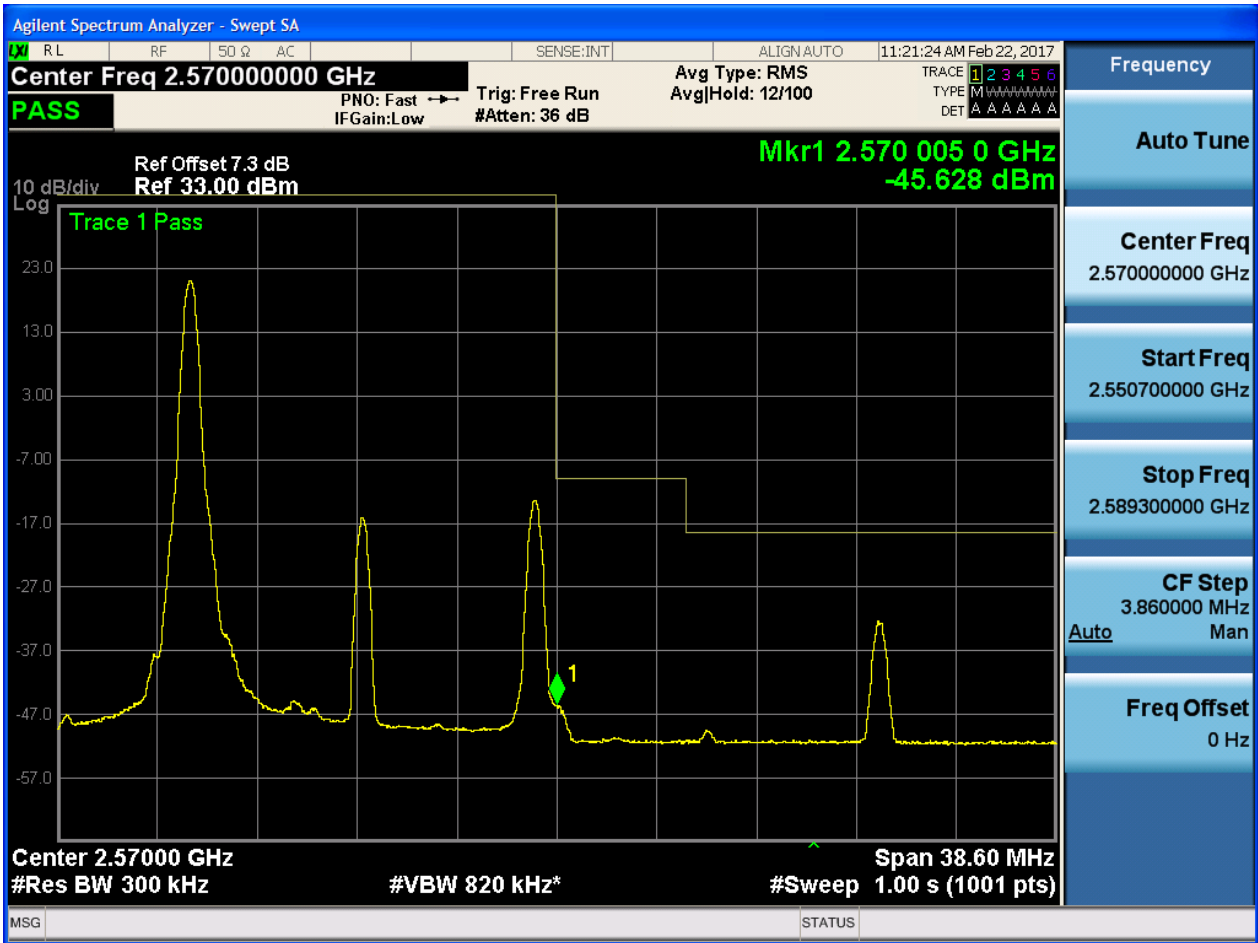
5.1.1.2.3.1.4 Test RB = RB75#0





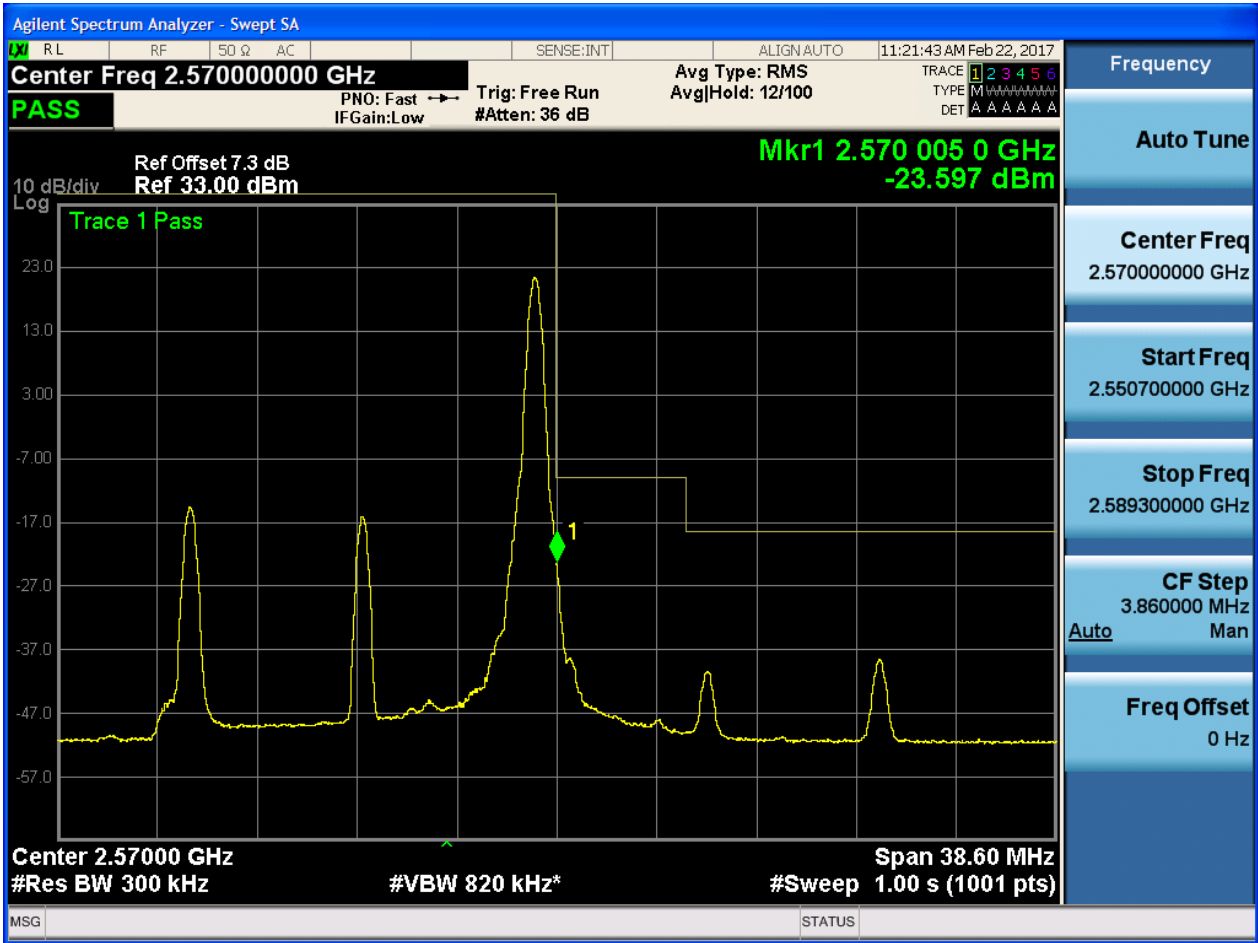
5.1.1.2.3.2 Test Channel = HCH

5.1.1.2.3.2.1 Test RB = RB1#0





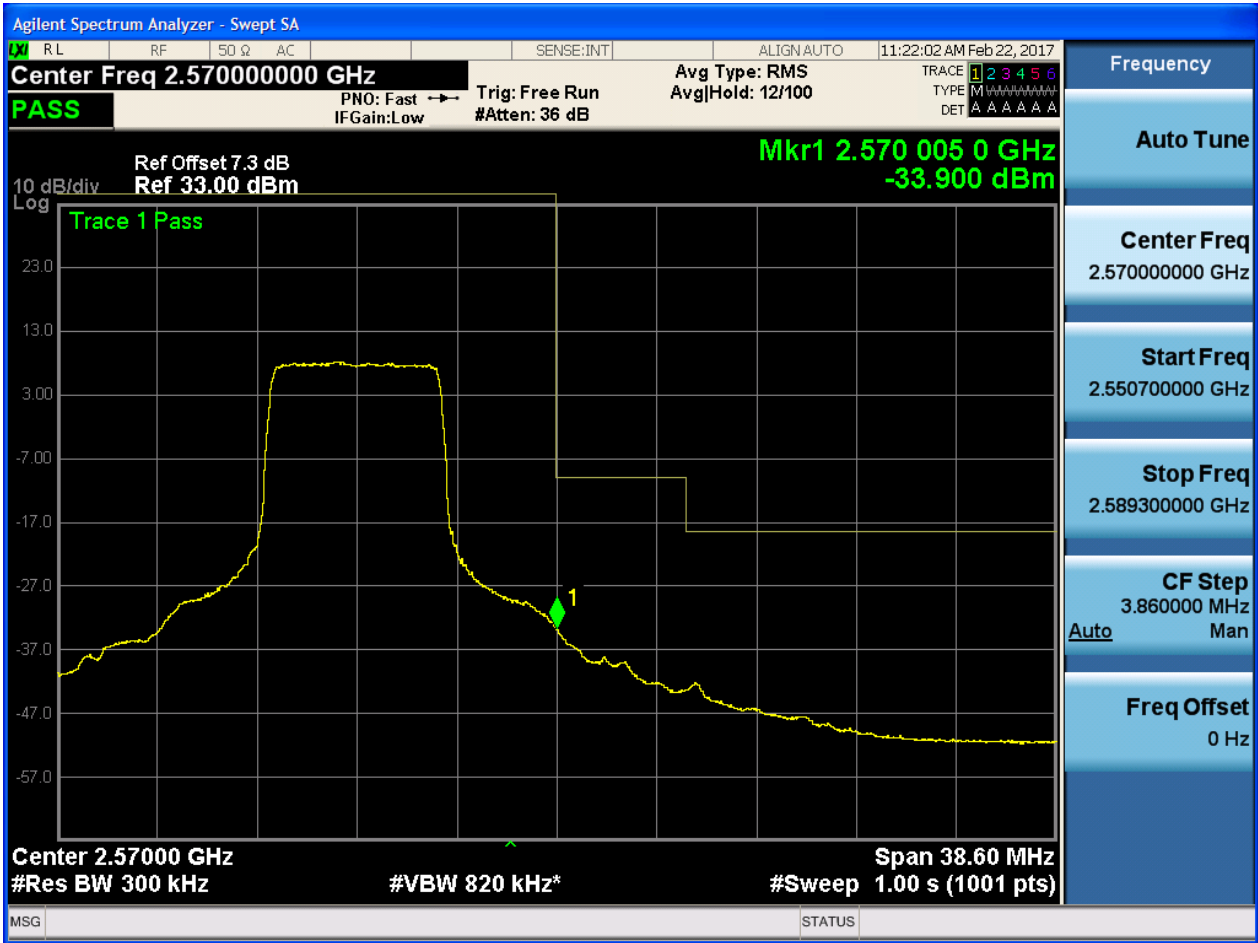
5.1.1.2.3.2.2 Test RB = RB1#74







5.1.1.2.3.2.3 Test RB = RB36#18





5.1.1.2.3.2.4 Test RB = RB75#0

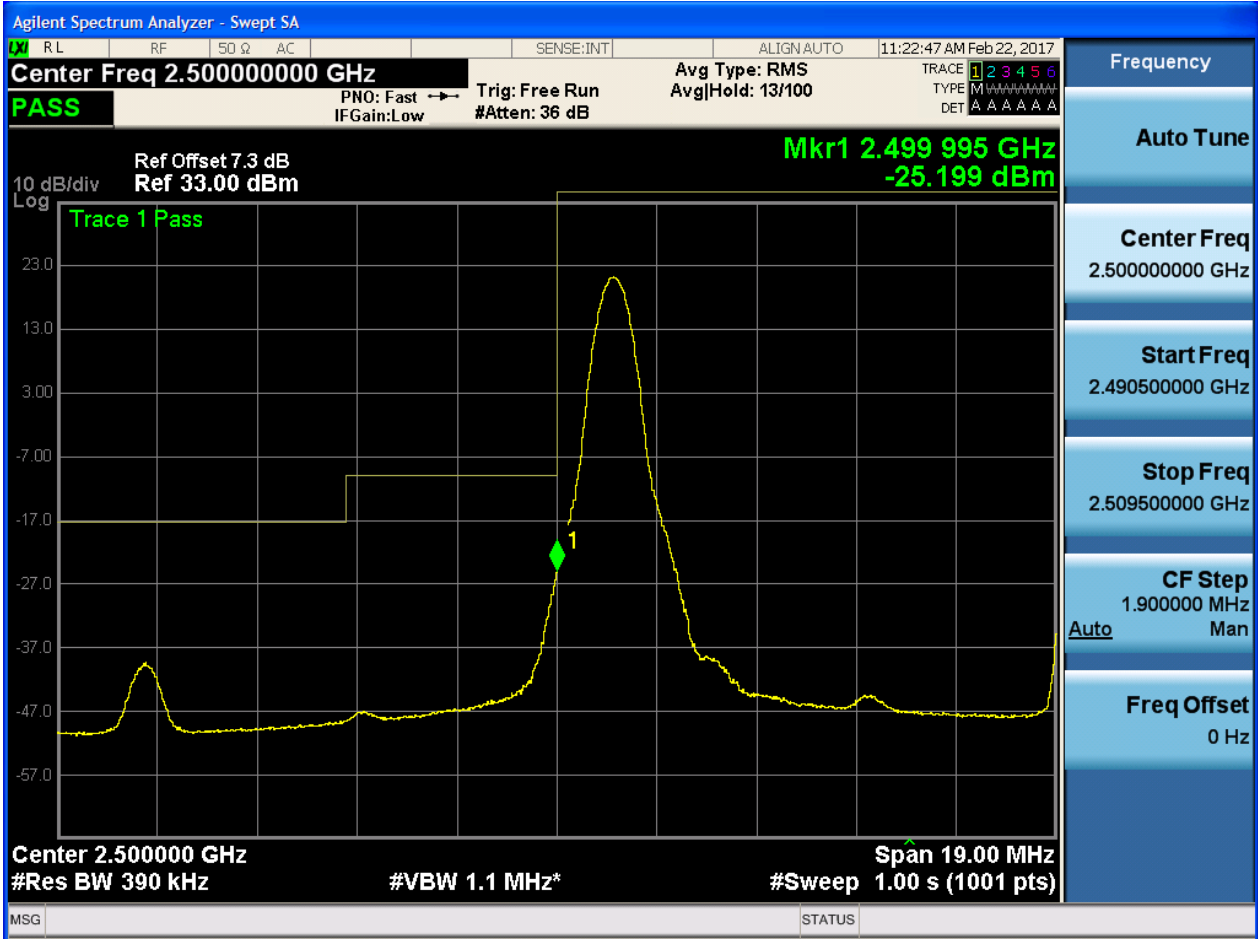




5.1.1.2.4 Test Bandwidth = 20

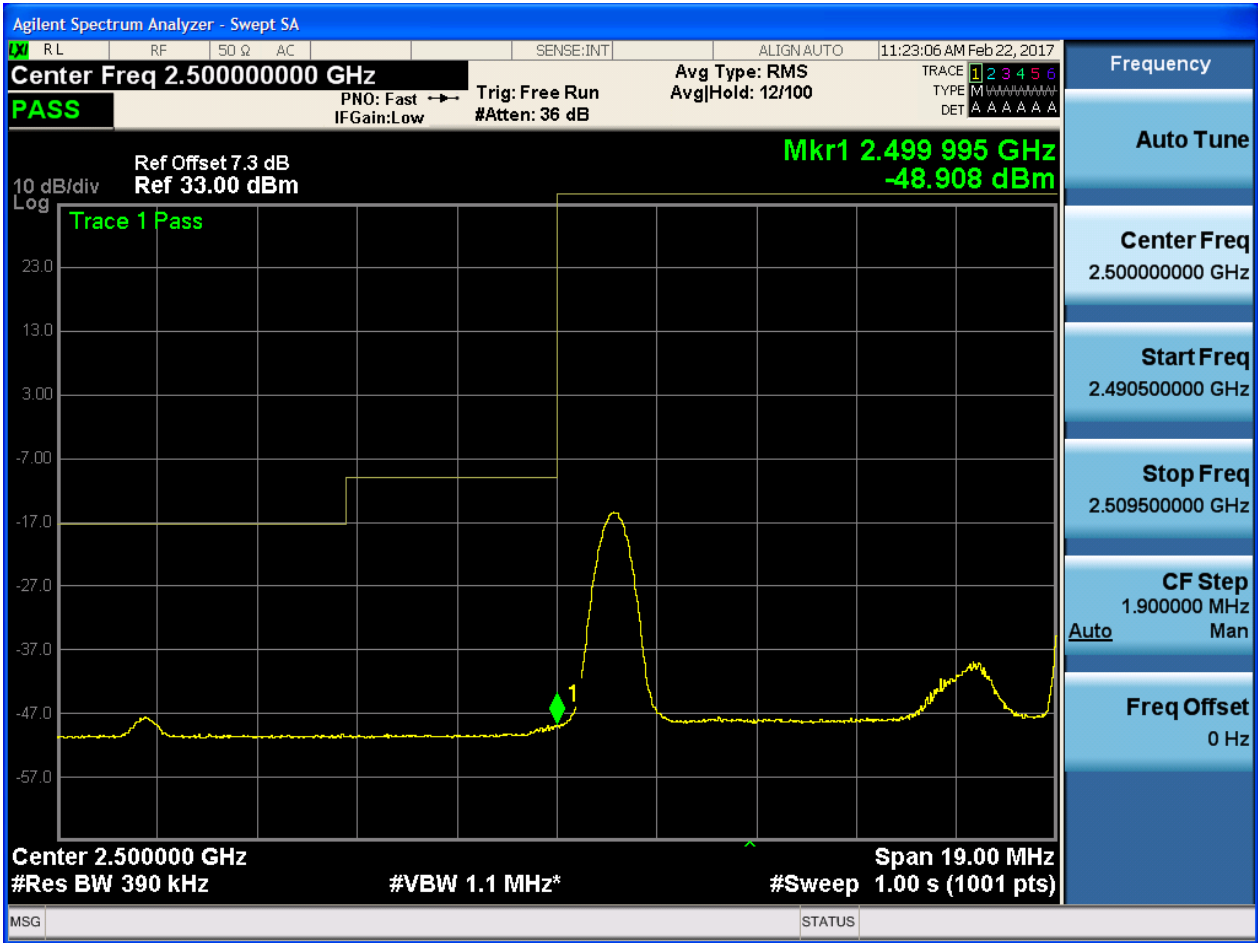
5.1.1.2.4.1 Test Channel = LCH

5.1.1.2.4.1.1 Test RB = RB1#0



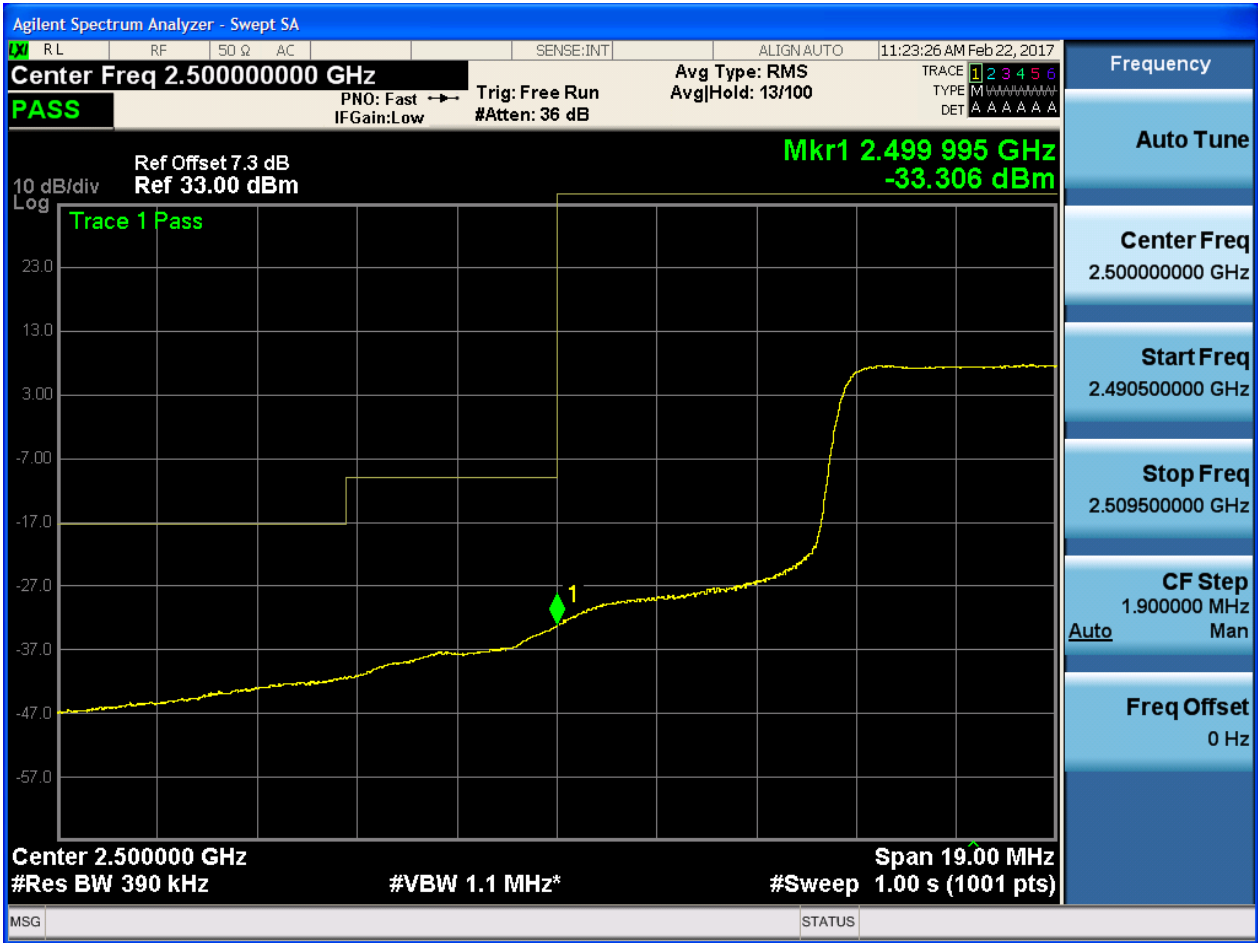


5.1.1.2.4.1.2 Test RB = RB1#99



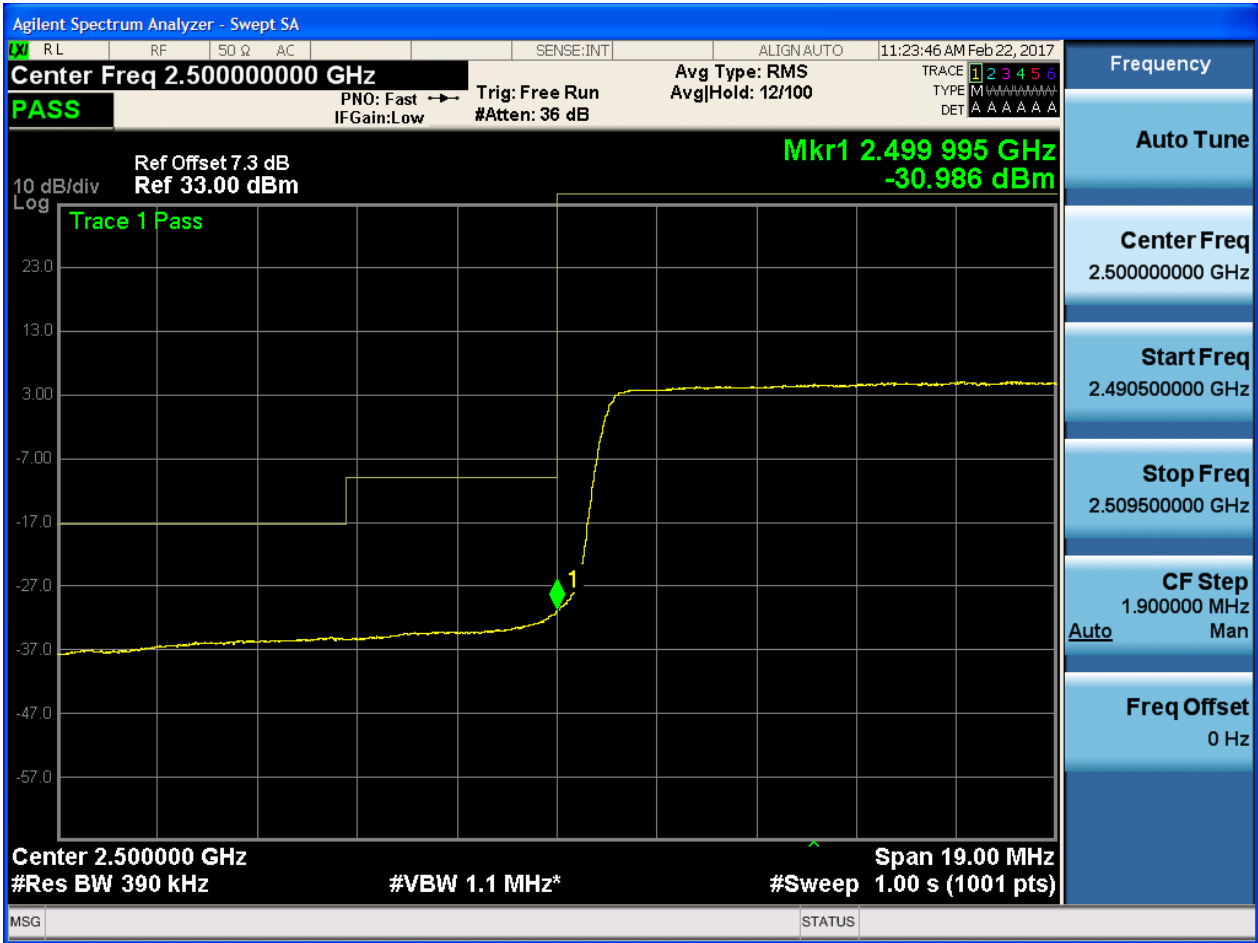


5.1.1.2.4.1.3 Test RB = RB50#25





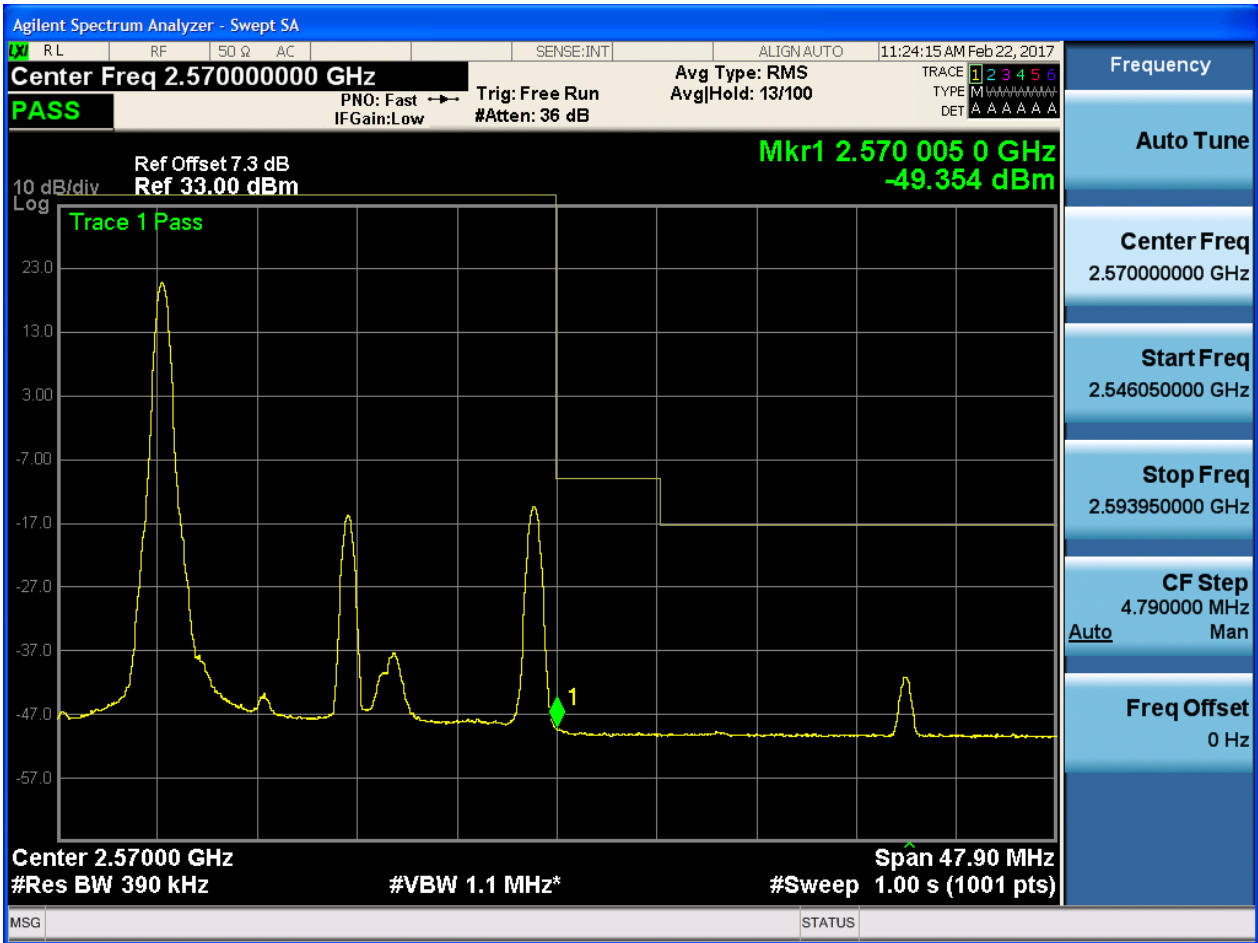
5.1.1.2.4.1.4 Test RB = RB100#0





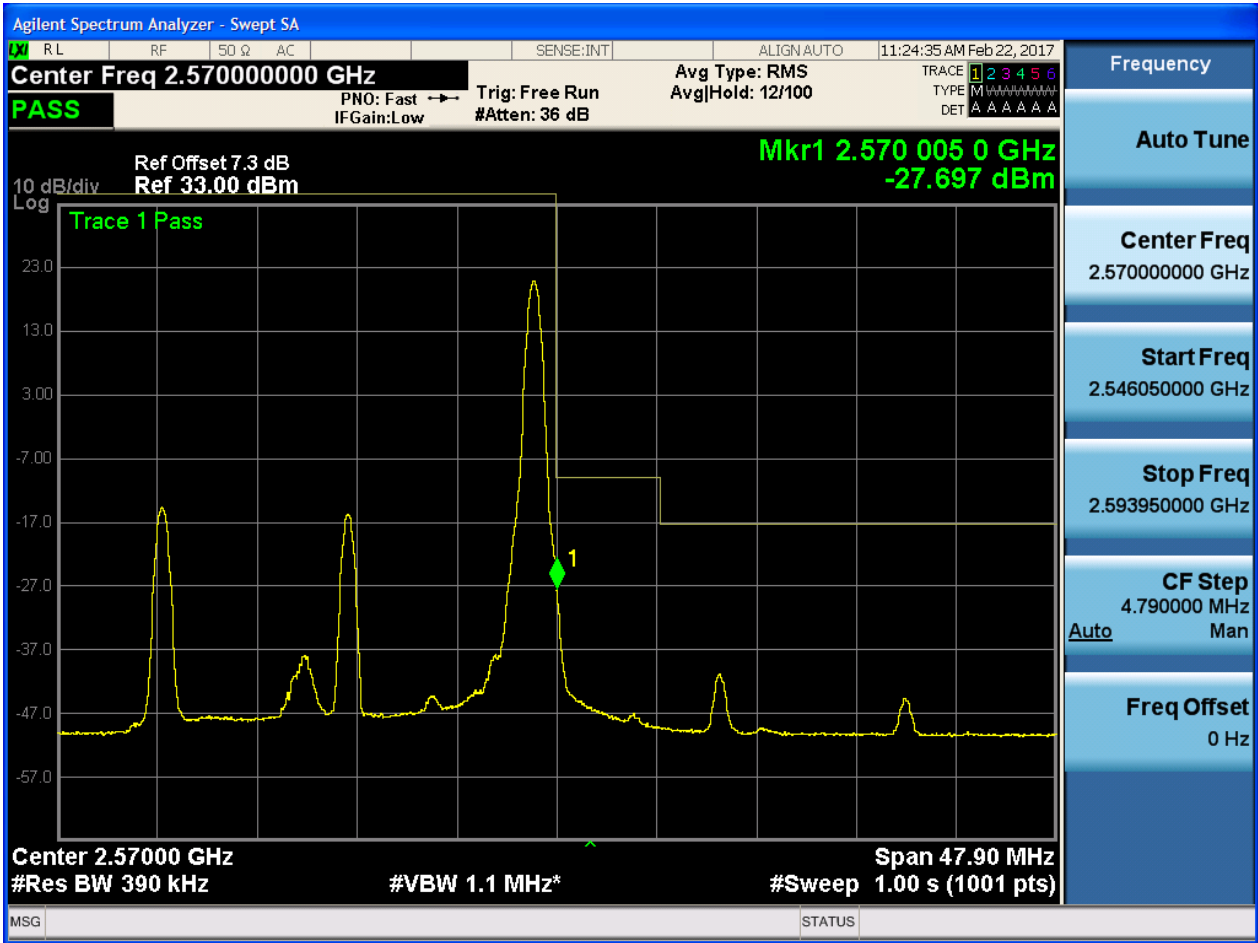
5.1.1.2.4.2 Test Channel = HCH

5.1.1.2.4.2.1 Test RB = RB1#0





5.1.1.2.4.2.2 Test RB = RB1#99







5.1.1.2.4.2.3 Test RB = RB50#25





5.1.1.2.4.2.4 Test RB = RB100#0





## 6Appendix\_F: Spurious Emission at Antenna Terminal

NOTE: For the averaged unwanted emissions measurements, the measurement points in each sweep is greater than twice the Span/RBW in order to ensure bin-to-bin spacing of  $< RBW/2$  so that narrowband signals are not lost between frequency bins. As to the present test item, the "Measurement Points =  $k * (Span / RBW)$ " with  $k$  between 4 and 5, which results in an acceptable level error of less than 0.5 dB.

### Part I - Test Plots

#### 6.1 For LTE

##### 6.1.1 Test Band = BAND7

##### 6.1.1.1 Test Mode = LTE/TM1

##### 6.1.1.1.1 Test Bandwidth = 5

##### 6.1.1.1.1.1 Test Channel = LCH

##### 6.1.1.1.1.1.1 Test RB = RB1#0

