



Appendix D. Photo documentation

Table of contents
Test Facility
Test Positions
Liquid depth



Test Facility

Photo 1: Measurement System DASY6



Test Positions

Photo 2: Front View



Photo 3: Back View



Photo 4: Left touch




Photo 5: Left tilt



Photo 6: Right touch




Photo 7: Right tilt




Photo 8: Front Side (15mm)



Photo 9: Front Side (12mm)



Photo 10: Front Side (10mm)



Photo 11: Back Side (15mm)




Photo 12: Back Side (11mm)



Photo 13: Back Side (10mm)



Photo 14: Left Side (10mm)



Photo 15: Right Side (10mm)



Photo 16: Top Side (10mm)




Photo 17: Bottom Side (15mm)



Photo 18: Bottom Side (10mm)



Photo 19: Front Side (0mm)





Liquid depth

Photo 20: HBBL600-6000V6 depth (15.0cm)



Photo 21: MBL600-6000V6 depth (15.0cm)

