




Appendix D. Photo Documentation

Table of contents
Test Facility
Test Positions
Liquid depth

Test Facility

Photo 1: Measurement System DASy



Test Positions

Photo 2: Front View



Photo 3: Back View



Photo 4: Left Cheek




Photo 5: Left Tilt




Photo 6: Right Cheek




Photo 7: Right Tilt



Photo 8: Front Side 15mm




Photo 9: Back Side 15mm



Photo 10: Front Side 10mm




Photo 11: Back Side 10mm




Photo 12: Left Side 10mm




Photo 13: Right Side 10mm




Photo 14: Top Side 10mm




Photo 15: Bottom Side 10mm



Photo 16: Left Side 0mm



NA

N/A

Liquid depth

Photo 17: HBBL600-6000MHz Depth (15.1cm)




Photo 18: MBBL600-6000MHz Depth (15.2cm)

