

R1903H0032-S1 ANNEX K: SAR Test Setup



Picture 1: Left Hand Touch Cheek Position




Picture 2: Left Hand Tilt 15 Degree Position




Picture 3: Right Hand Touch Cheek Position



Picture 4: Right Hand Tilt 15 Degree Position




Picture 5: Back Side, the distance from handset to the bottom of the Phantom is 15mm




Picture 6: Front Side, the distance from handset to the bottom of the Phantom is 15mm




Picture 7: Back Side, the distance from handset to the bottom of the Phantom is 10mm




Picture 8: Front Side, the distance from handset to the bottom of the Phantom is 10mm




Picture 9: Left Side, the distance from handset to the bottom of the Phantom is 10mm



Picture 10: Right Side, the distance from handset to the bottom of the Phantom is 10mm



Picture 11: Top Side, the distance from handset to the bottom of the Phantom is 10mm



Picture 12: Bottom Edge, the distance from handset to the bottom of the Phantom is 10mm



Picture 13: Left Side, the distance from handset to the bottom of the Phantom is 0mm