



## Appendix D. Photo documentation

Table of contents
Test Facility
Test Positions
Liquid depth

## Test Facility

Photo 1: Measurement System DASY



## Test Positions

Photo 2: Front View



Photo 3: Back View



Photo 4: Left Cheek




Photo 5: Left tilt




Photo 6: Right Cheek



Photo 7: Right tilt




Photo 8: Front Side 15mm



Photo 9: Back Side 15mm



Photo 10: Front Side 10mm



Photo 11: Back Side 10mm



Photo 12: Left Side 10mm



Photo 13: Right Side 10mm



Photo 14: Top Side 10mm



Photo 15: Bottom Side 10mm



**Liquid depth**

Photo 16: HBBL600-6000MHz Depth (15.1cm)




Photo 17: MBBL600-6000MHz Depth (15.2cm)

