

Fig.35 Conducted Spurious Emission (802.11g, Ch1, 30 MHz-1 GHz)

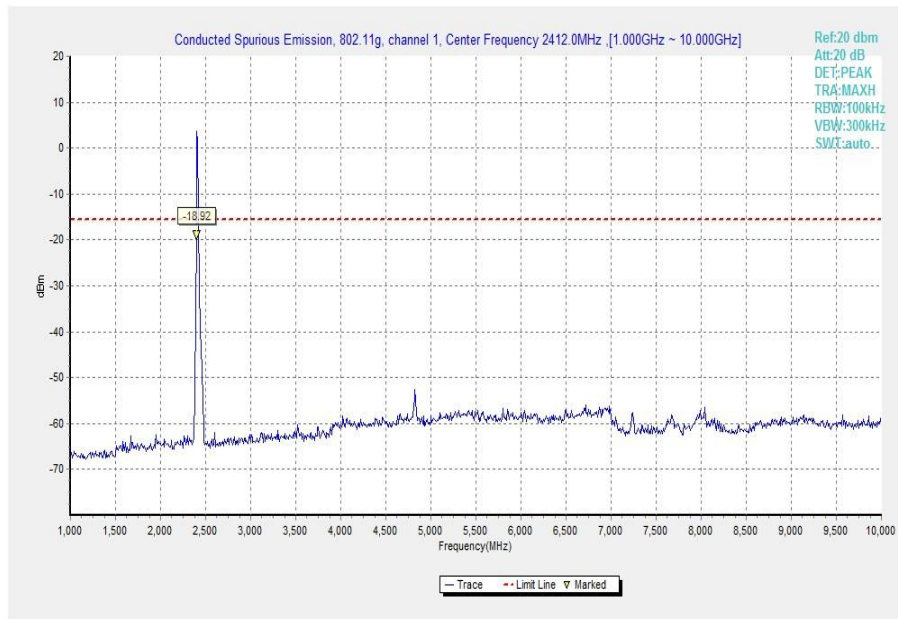


Fig.36 Conducted Spurious Emission (802.11g, Ch1, 1 GHz-10 GHz)

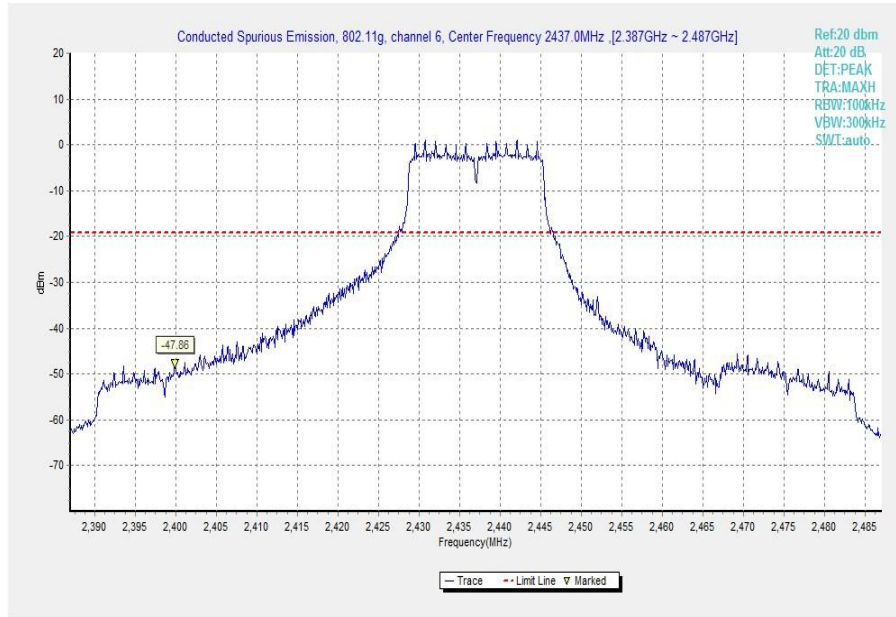


Fig.37 Conducted Spurious Emission (802.11g, Ch6, Center Frequency)

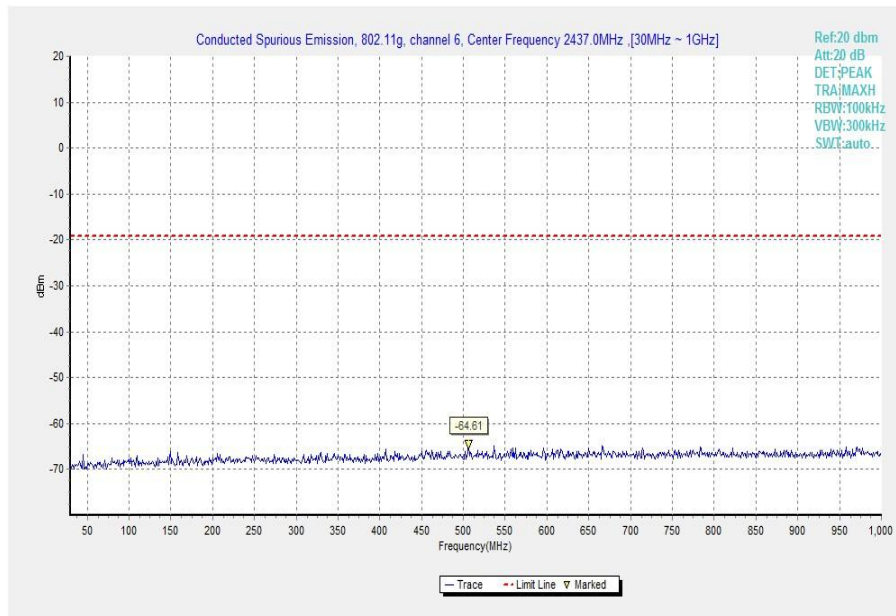


Fig.38 Conducted Spurious Emission (802.11g, Ch6, 30 MHz-1 GHz)

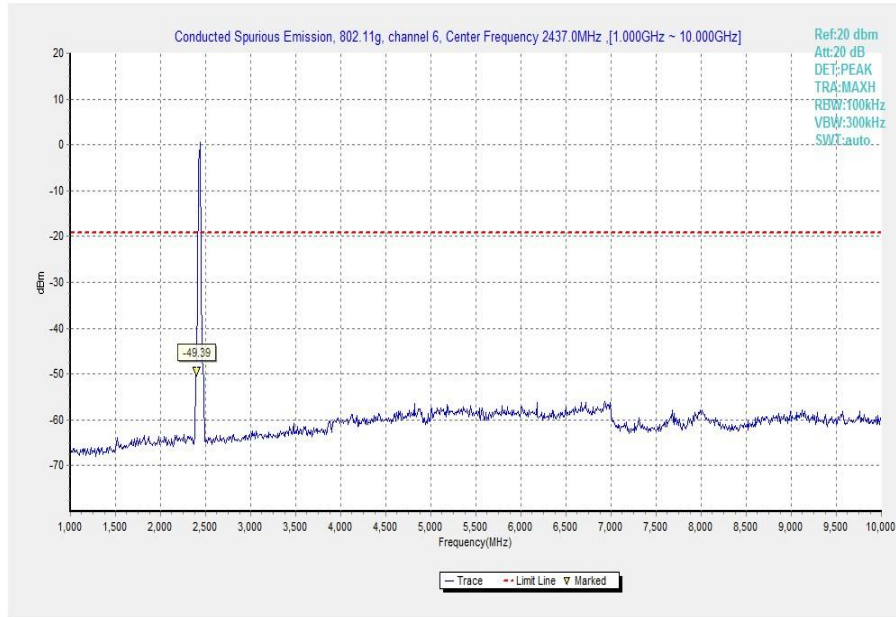


Fig.39 Conducted Spurious Emission (802.11g, Ch6, 1 GHz-10 GHz)

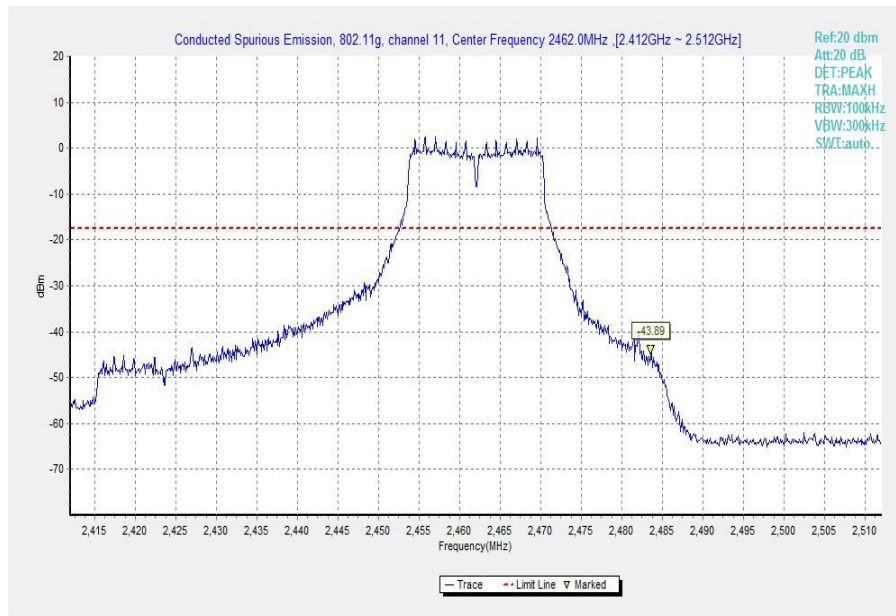


Fig.40 Conducted Spurious Emission (802.11g, Ch11, Center Frequency)

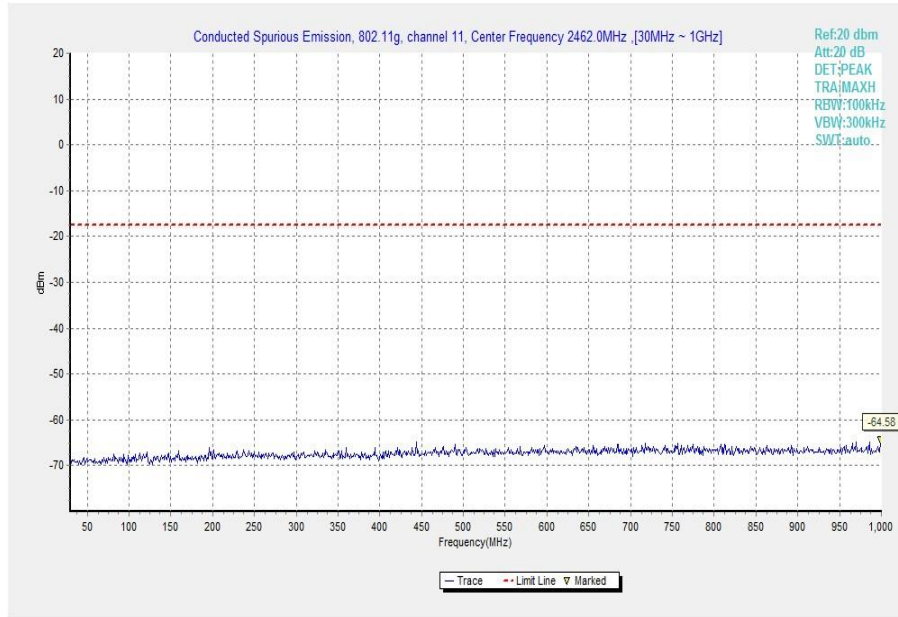


Fig.41 Conducted Spurious Emission (802.11g, Ch11, 30 MHz-1 GHz)

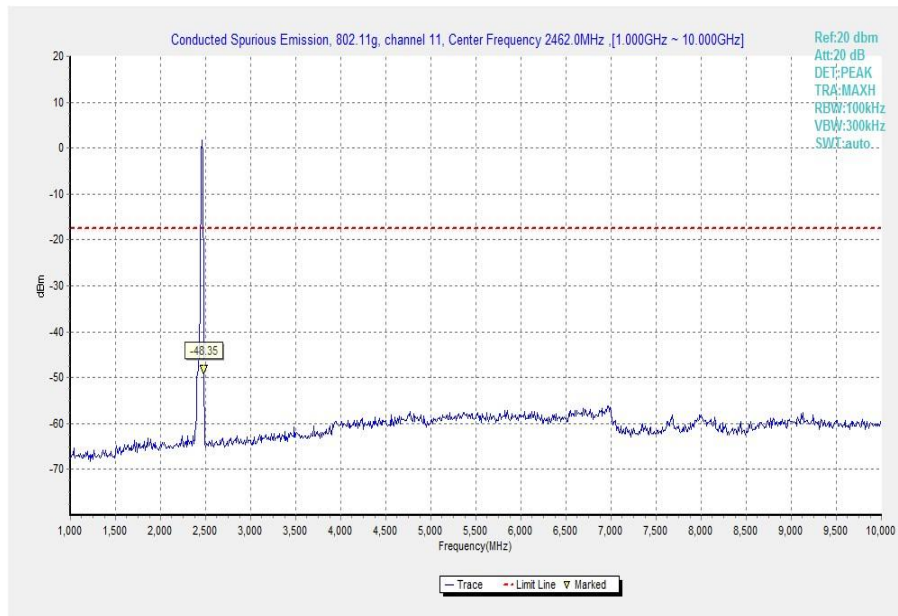


Fig.42 Conducted Spurious Emission (802.11g, Ch11, 1 GHz-10 GHz)

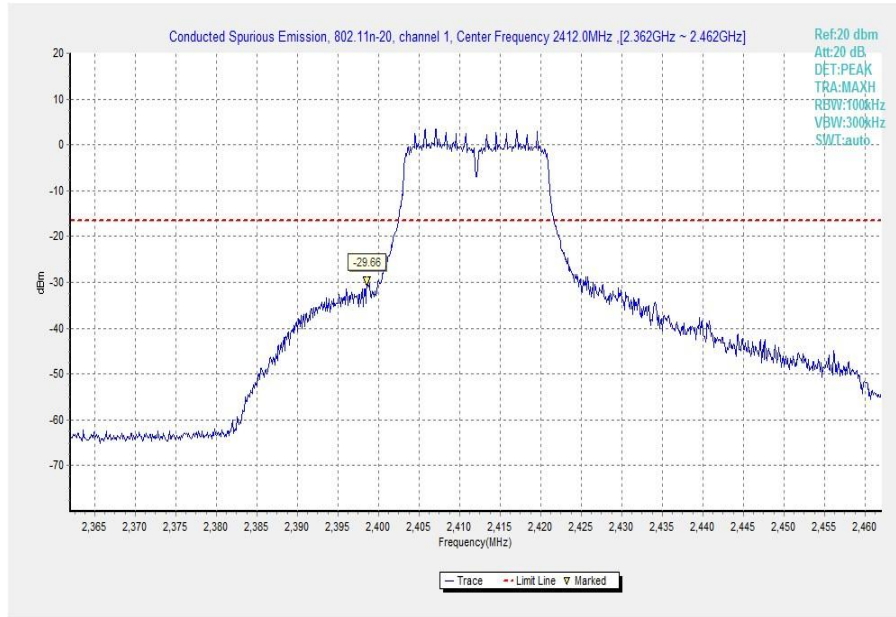


Fig.43 Conducted Spurious Emission (802.11n-20MHz, Ch1, Center Frequency)

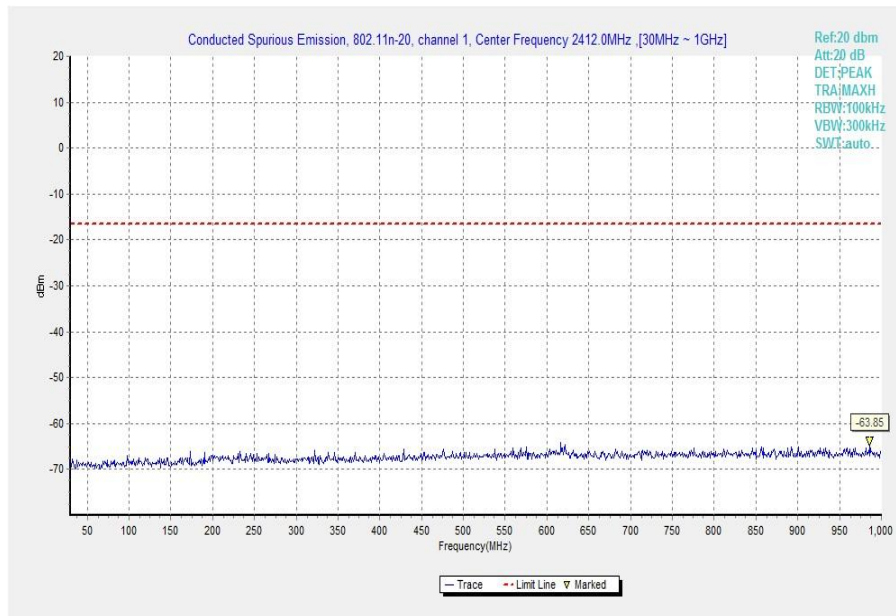


Fig.44 Conducted Spurious Emission (802.11n-20MHz, Ch1, 30 MHz-1 GHz)

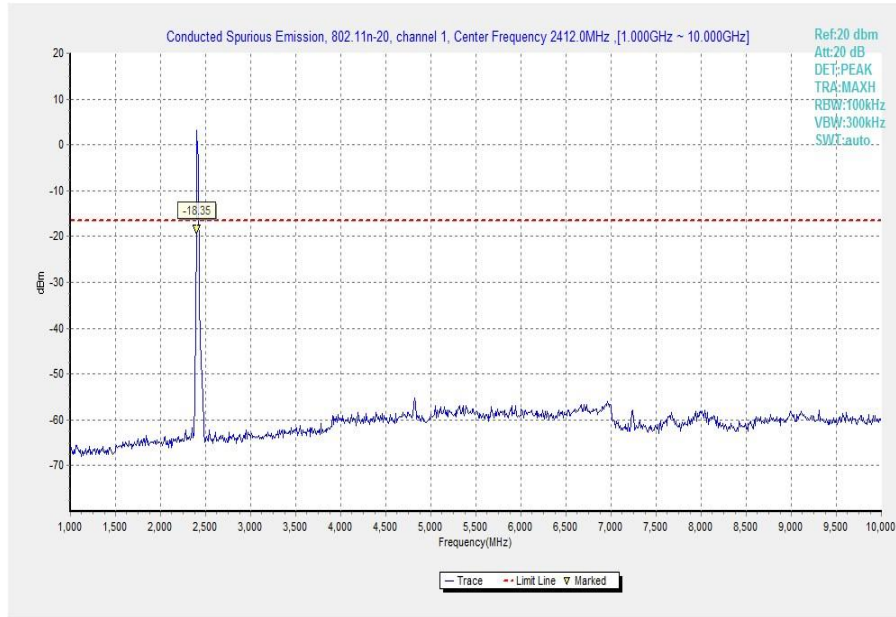


Fig.45 Conducted Spurious Emission (802.11n-20MHz, Ch1, 1 GHz-10 GHz)

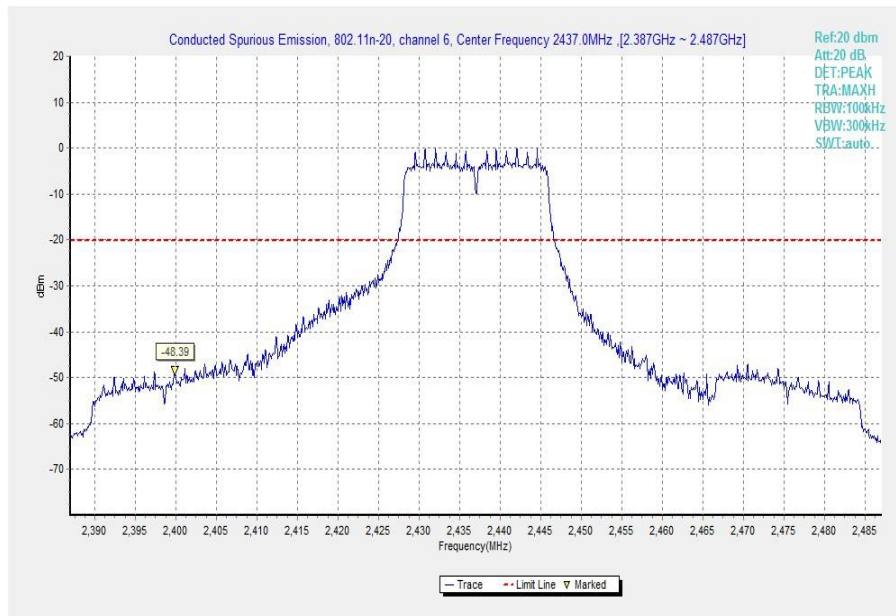


Fig.46 Conducted Spurious Emission (802.11n-20MHz, Ch6, Center Frequency)

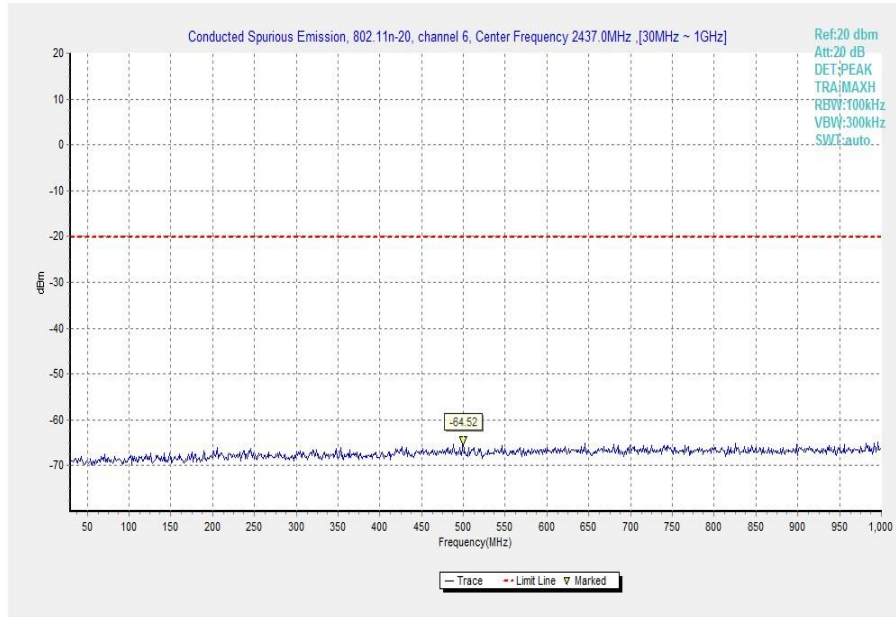


Fig.47 Conducted Spurious Emission (802.11n-20MHz, Ch6, 30 MHz-1 GHz)

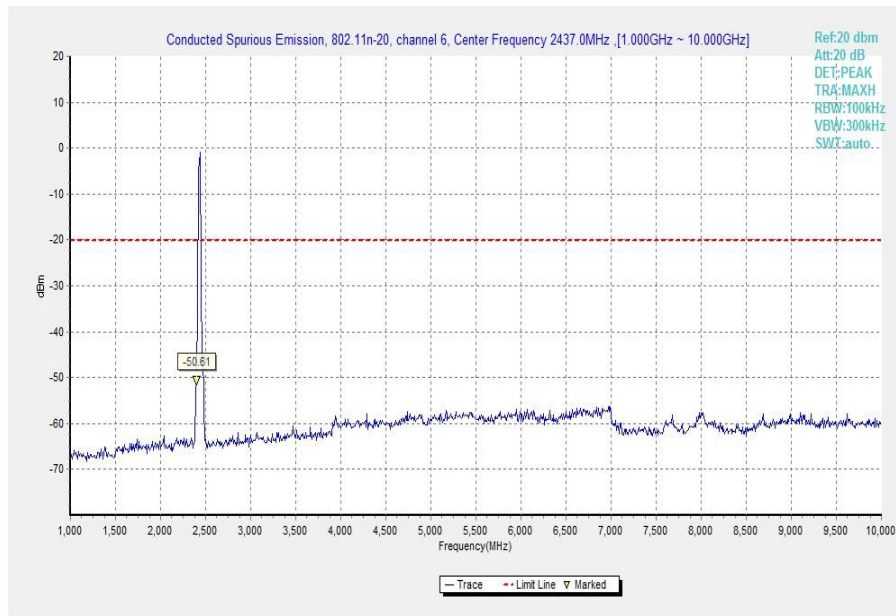


Fig.48 Conducted Spurious Emission (802.11n-20MHz, Ch6, 1 GHz-10 GHz)

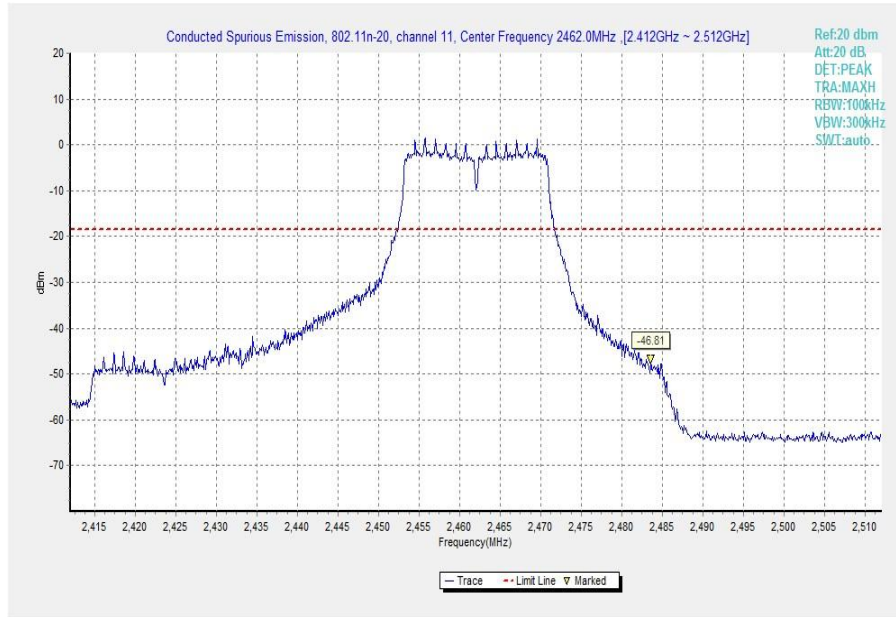


Fig.49 Conducted Spurious Emission (802.11n-20MHz, Ch11, Center Frequency)

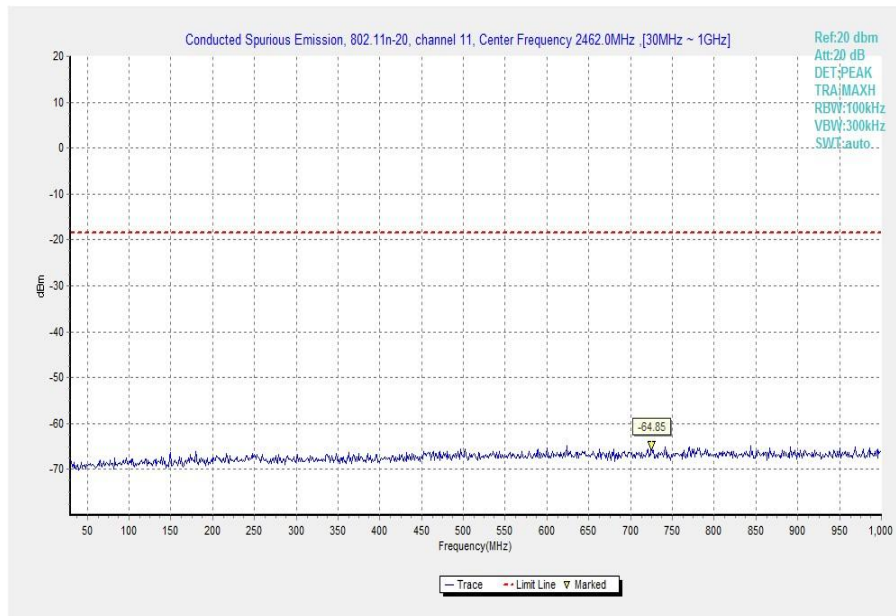


Fig.50 Conducted Spurious Emission (802.11n-20MHz, Ch11, 30 MHz-1 GHz)

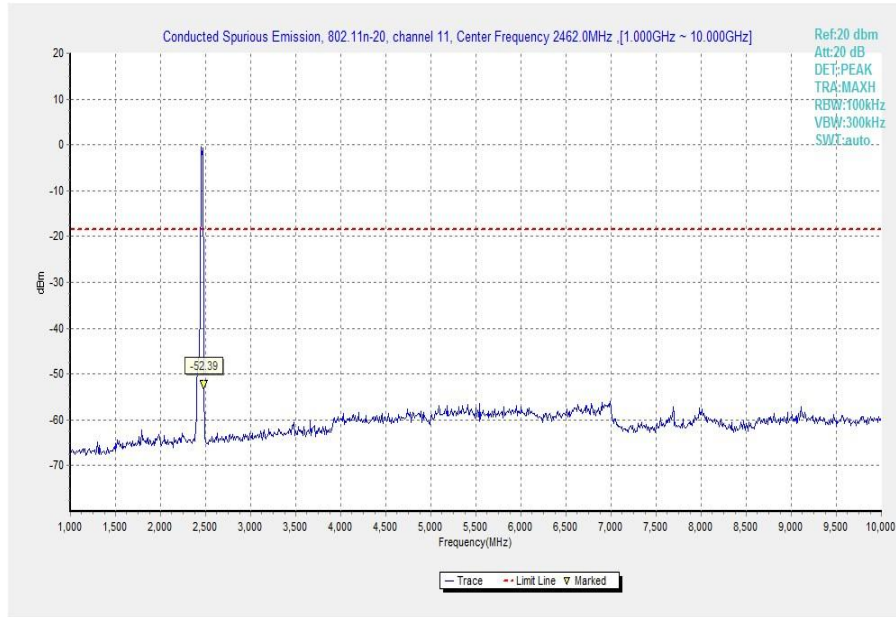


Fig.51 Conducted Spurious Emission (802.11n-20MHz, Ch11, 1 GHz-10 GHz)

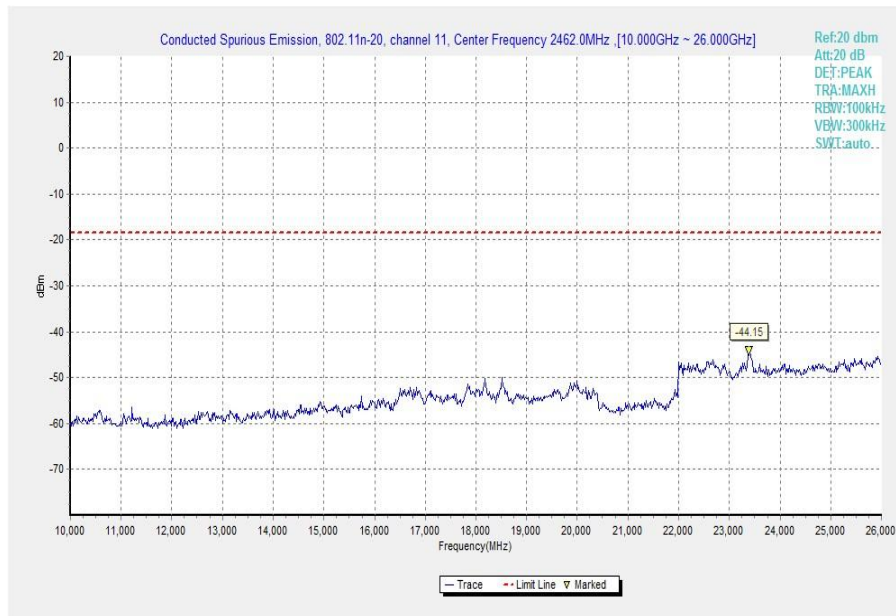


Fig.52 Conducted Spurious Emission (All channels, 10 GHz-26 GHz)

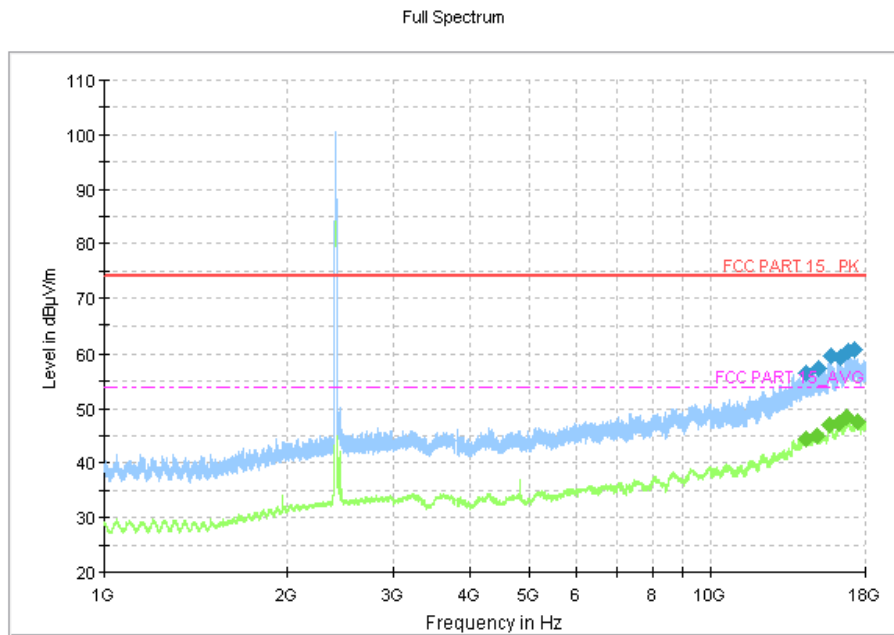


Fig.53 Radiated Spurious Emission (802.11b, Ch1, 1 GHz-18GHz)

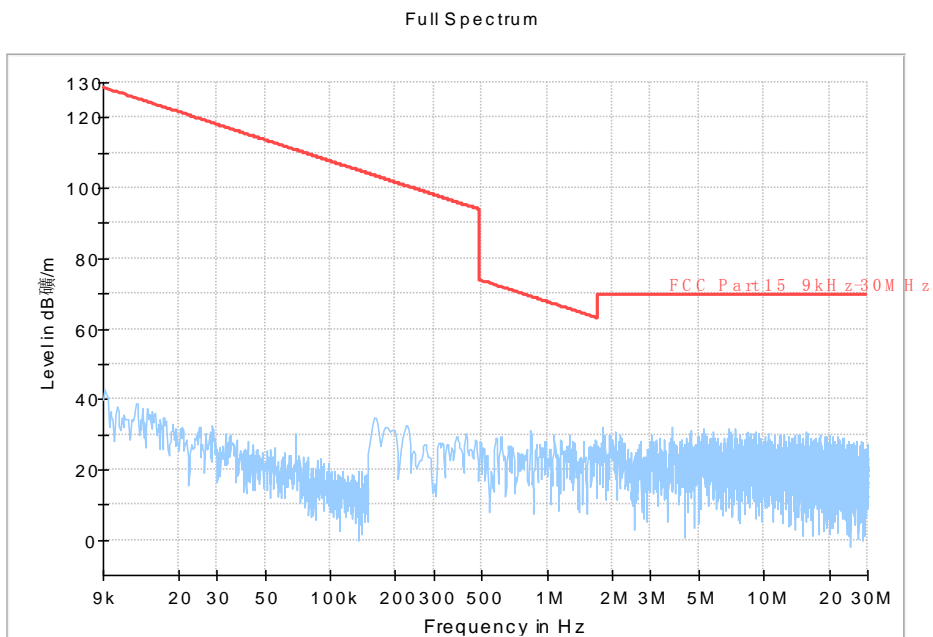


Fig.54 Radiated Spurious Emission (802.11b, Ch6, 9kHz-30MHz)

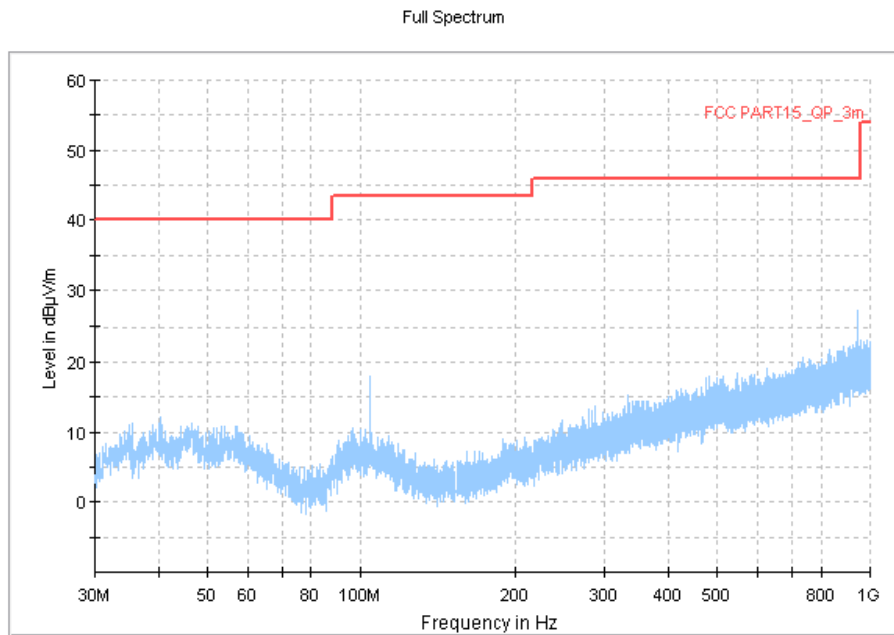


Fig.55 Radiated Spurious Emission (802.11b, Ch6, 30MHz-1 GHz)

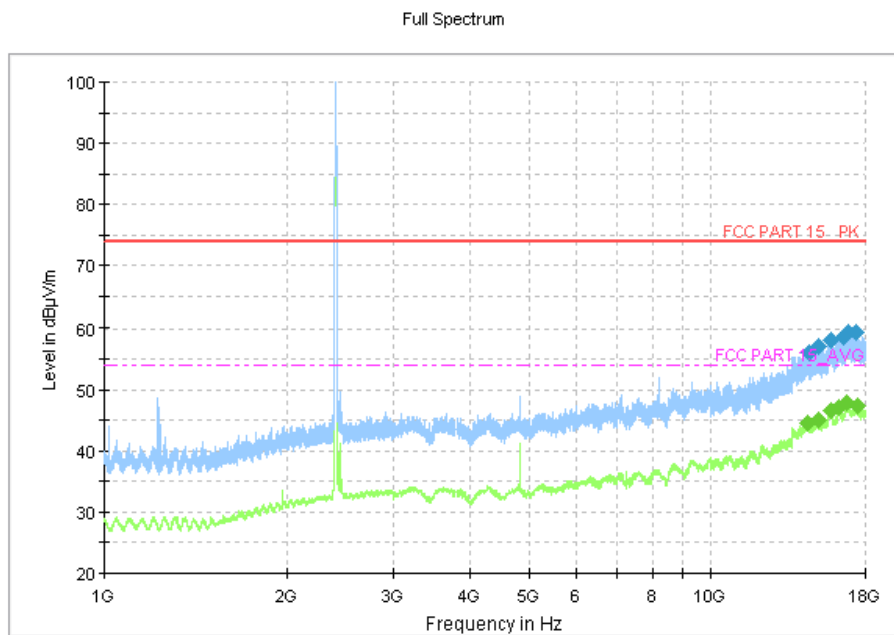


Fig.56 Radiated Spurious Emission (802.11b, Ch6, 1 GHz-18GHz)

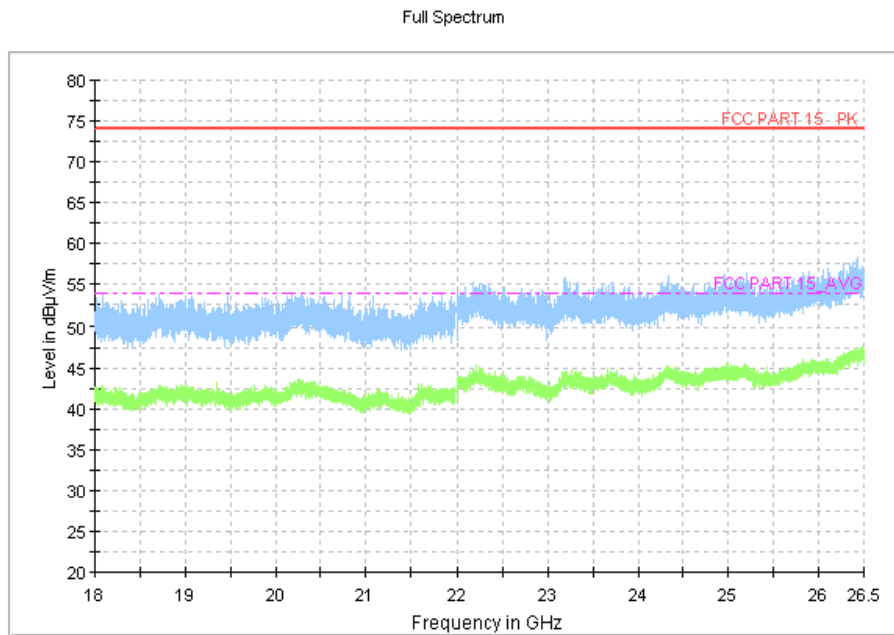


Fig.57 Radiated Spurious Emission (802.11b, Ch6, 18 GHz-26.5GHz)

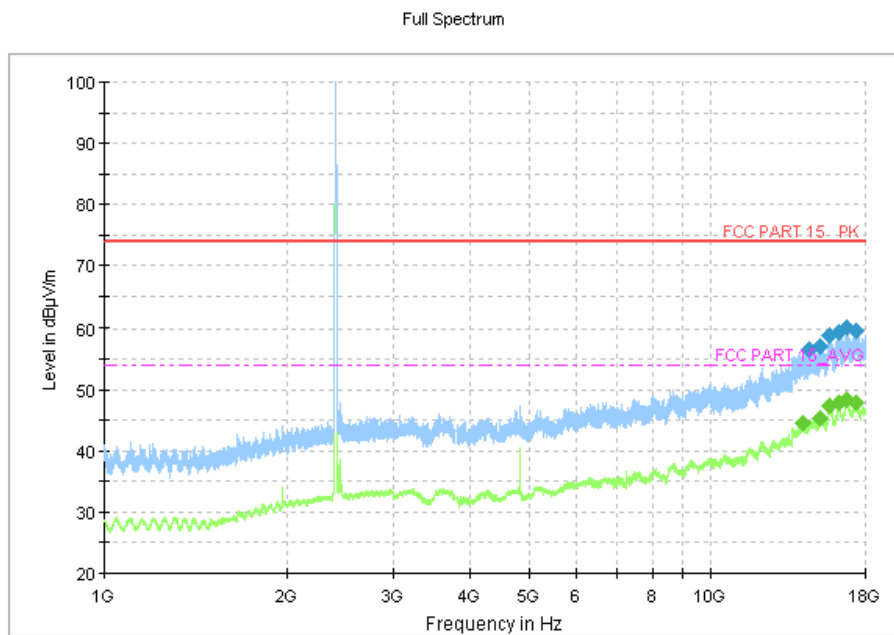


Fig.58 Radiated Spurious Emission (802.11b, Ch11, 1 GHz-18GHz)

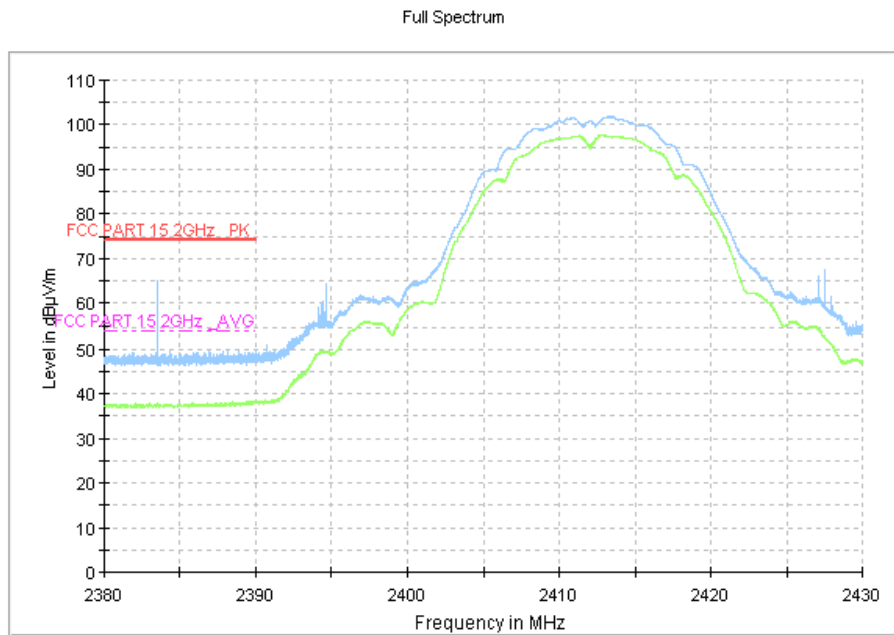


Fig.59 Radiated Emission Power (802.11b, Ch1, 2380GHz~2450GHz)

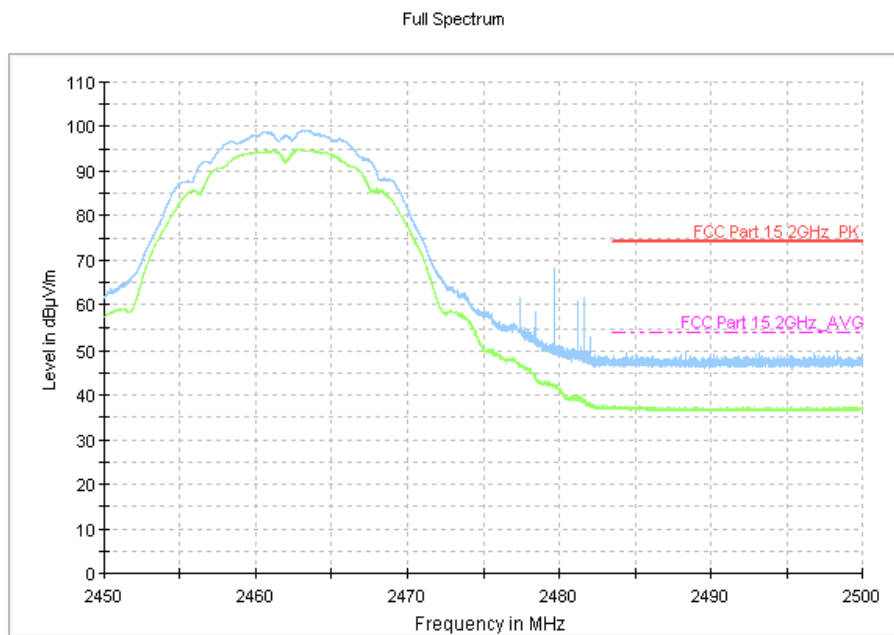


Fig.60 Radiated Emission Power (802.11b, Ch11, 2450GHz~2500GHz)

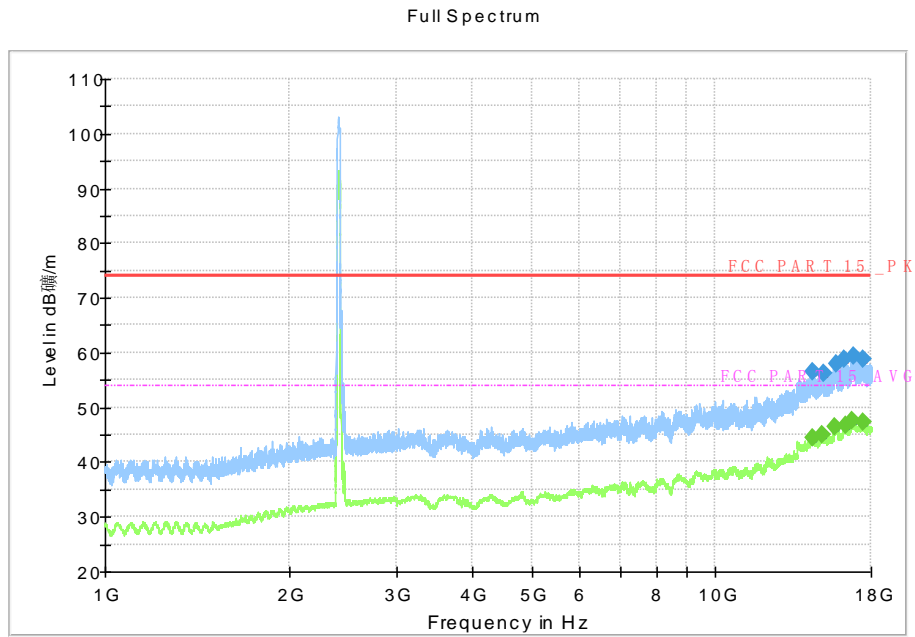


Fig.61 Radiated Spurious Emission (802.11g, Ch1, 1 GHz-18 GHz)

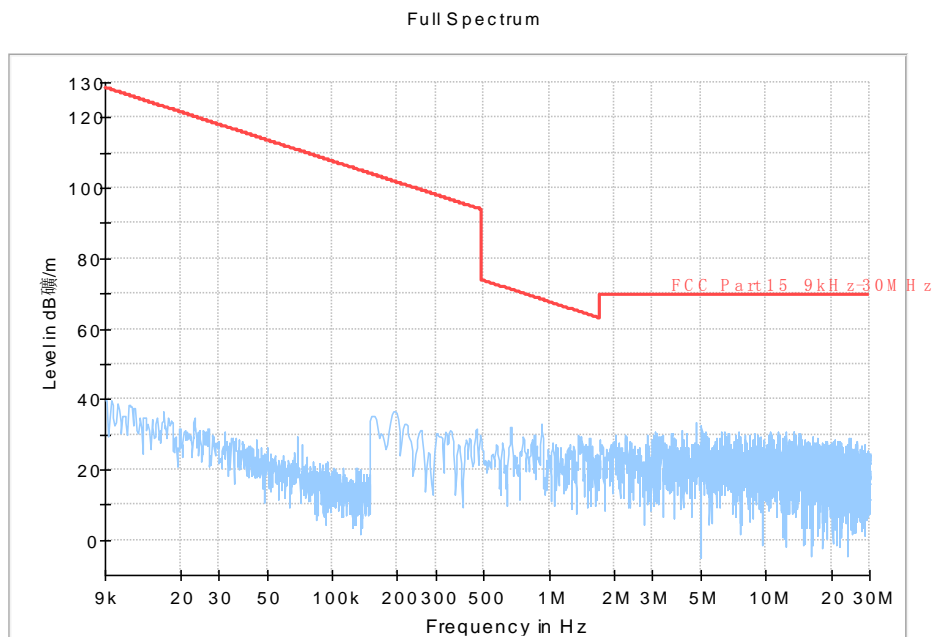


Fig.62 Radiated Spurious Emission (802.11g, Ch6, 9kHz-30MHz)

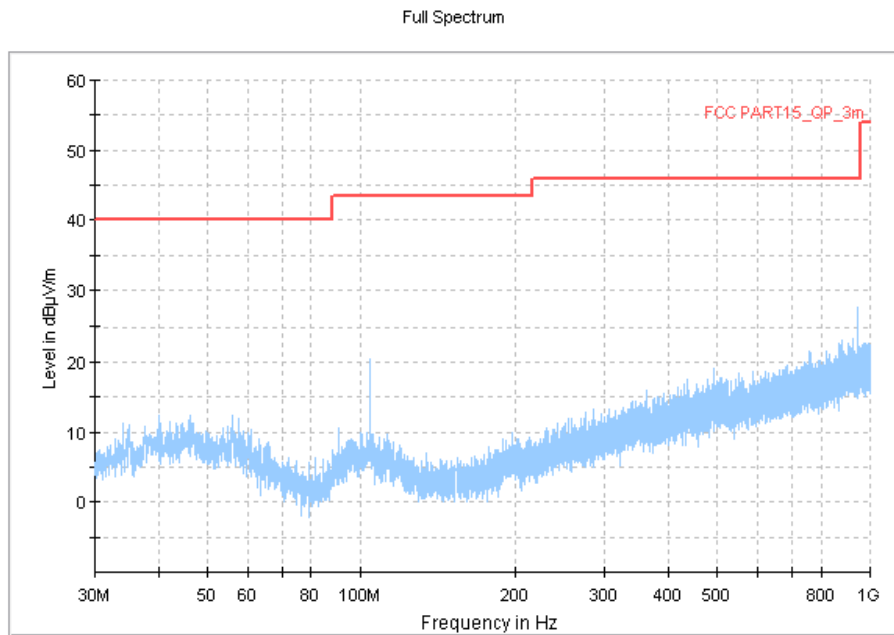


Fig.63 Radiated Spurious Emission (802.11g, Ch6, 30MHz-1 GHz)

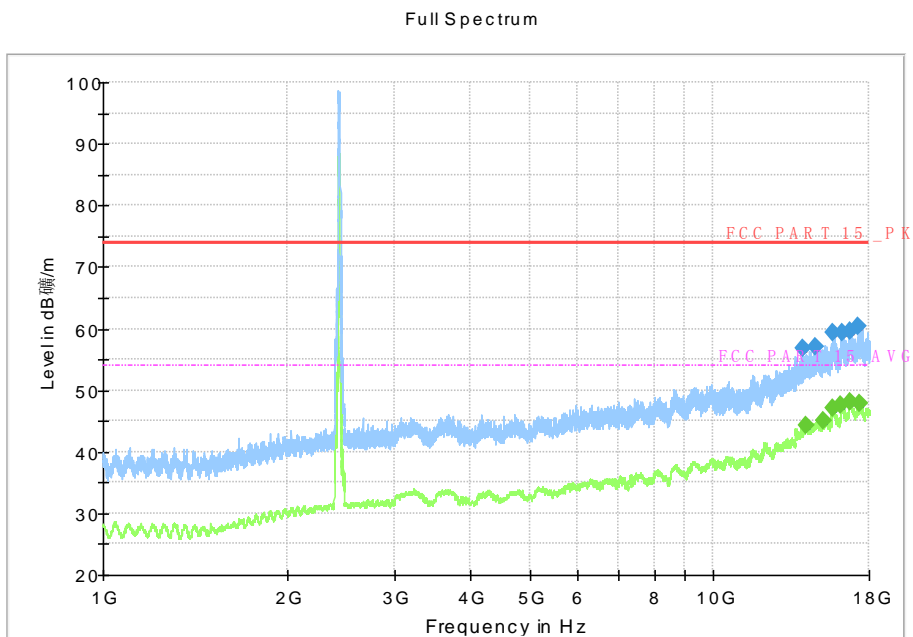


Fig.64 Radiated Spurious Emission (802.11g, Ch6, 1 GHz-18 GHz)

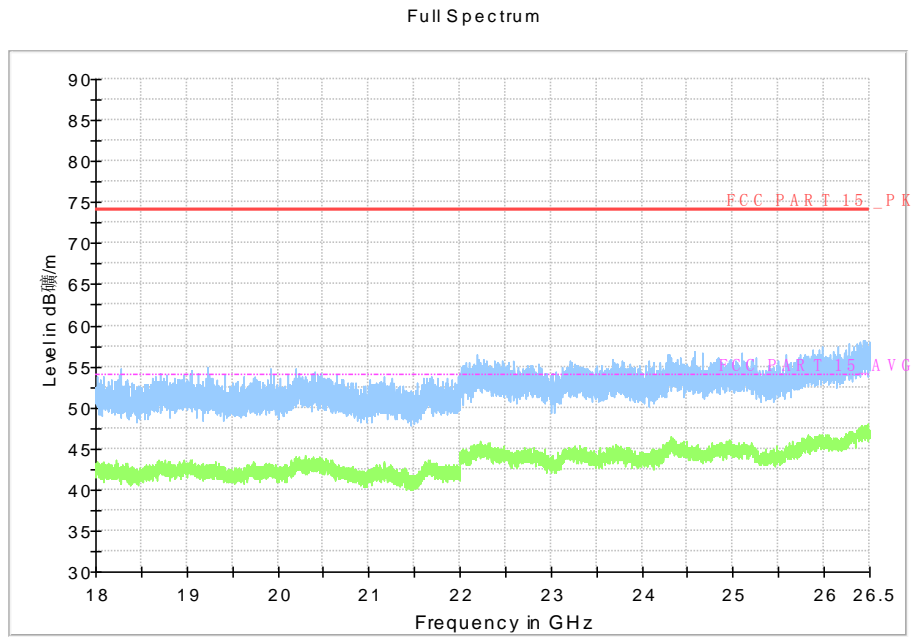


Fig.65 Radiated Spurious Emission (802.11g, Ch6, 18 GHz-26.5 GHz)

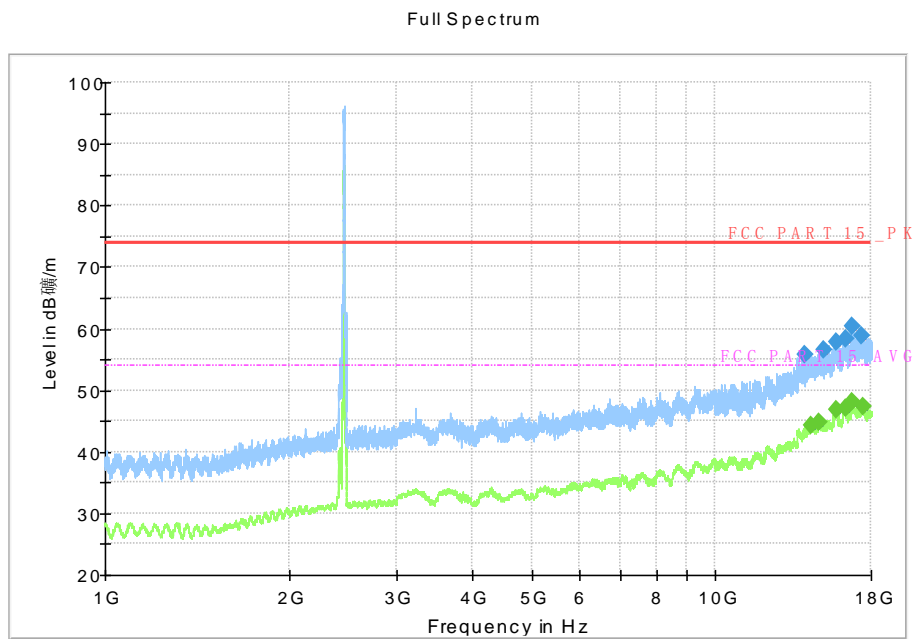


Fig.66 Radiated Spurious Emission (802.11g, Ch11, 1 GHz-18 GHz)

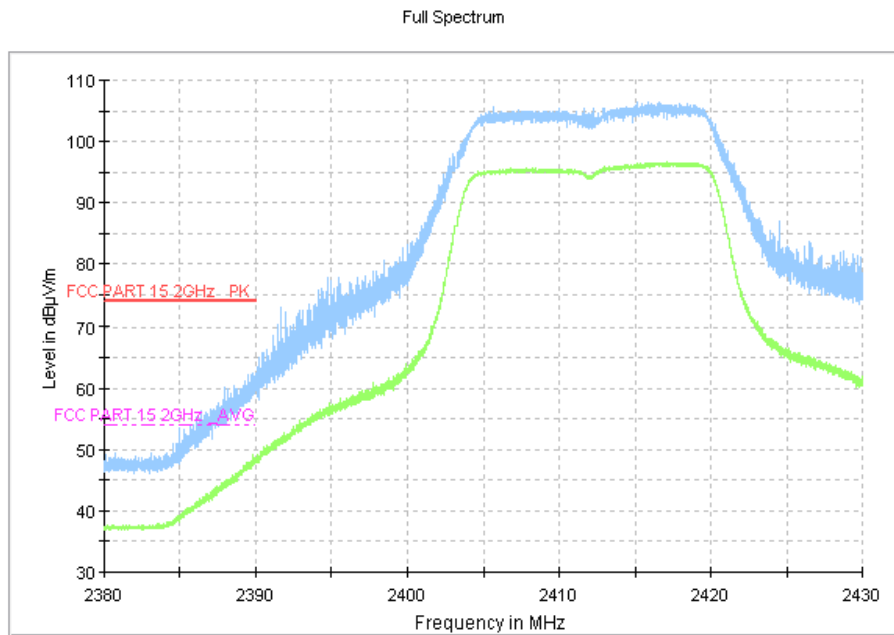


Fig.67 Radiated Emission Power (802.11g, Ch1, 2380GHz~2450GHz)

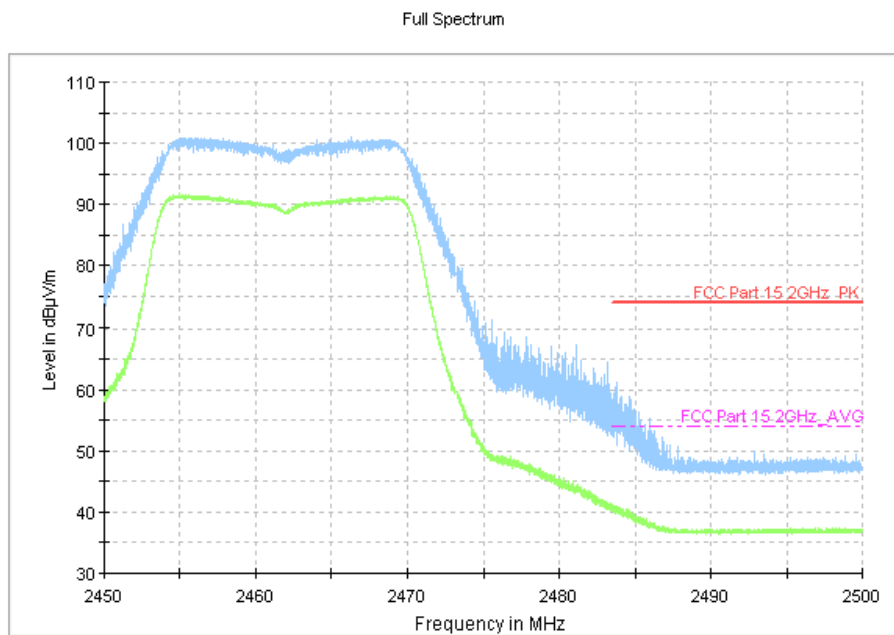


Fig.68 Radiated Emission Power (802.11g, Ch11, 2450GHz~2500GHz)

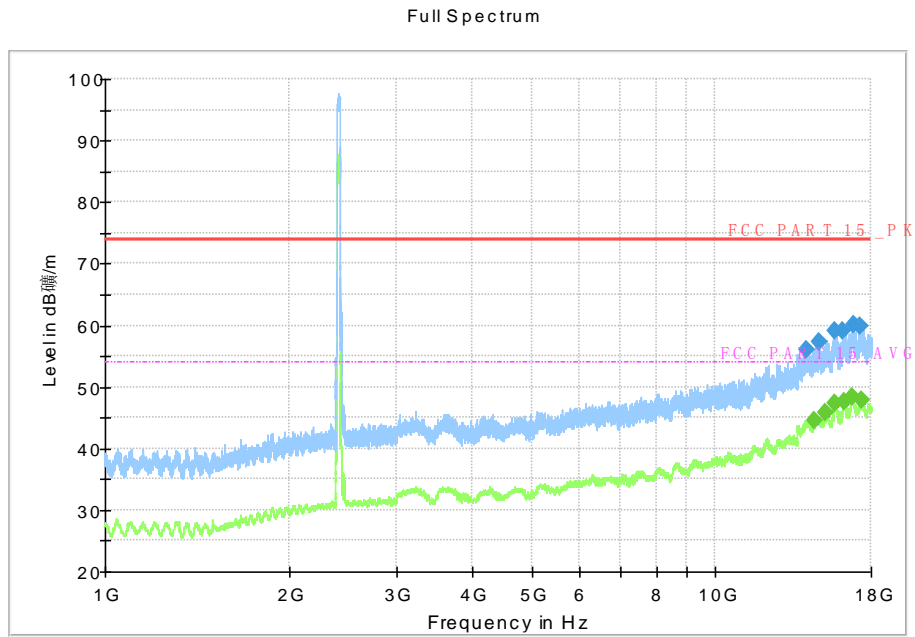


Fig.69 Radiated Spurious Emission (802.11n-20MHz, Ch1, 1 GHz-18 GHz)

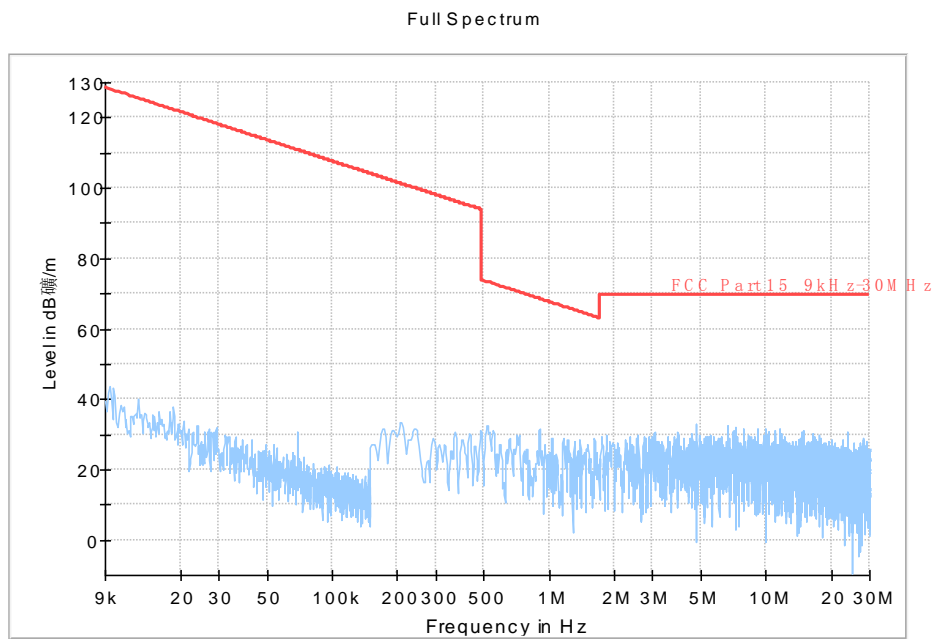


Fig.70 Radiated Spurious Emission (802.11n-20MHz, Ch6, 9kHz-30MHz)

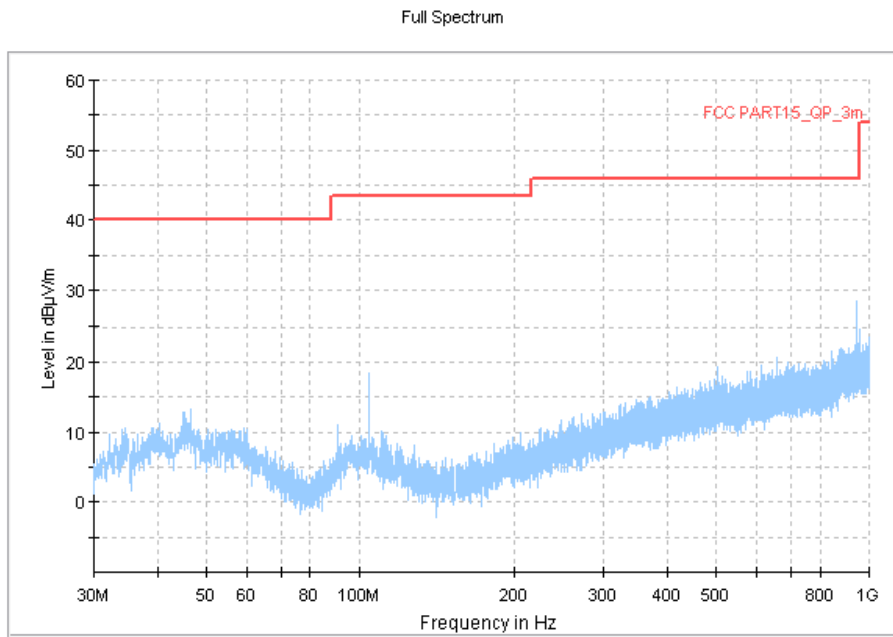


Fig.71 Radiated Spurious Emission (802.11n-20MHz, Ch6, 30MHz-1 GHz)

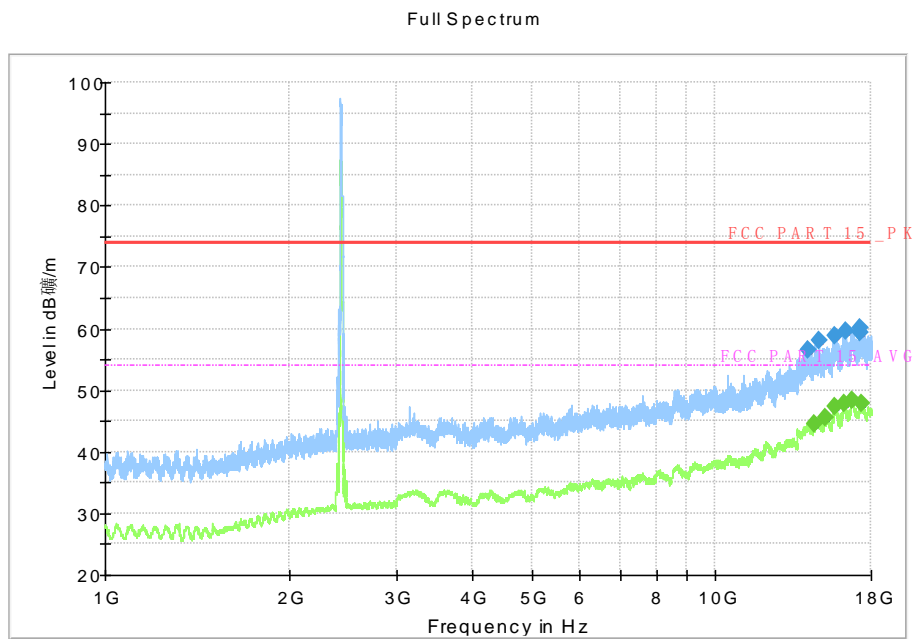


Fig.72 Radiated Spurious Emission (802.11n-20MHz, Ch6, 1 GHz-18 GHz)



Fig.73 Radiated Spurious Emission (802.11n-20MHz, Ch6, 18 GHz-26.5 GHz)

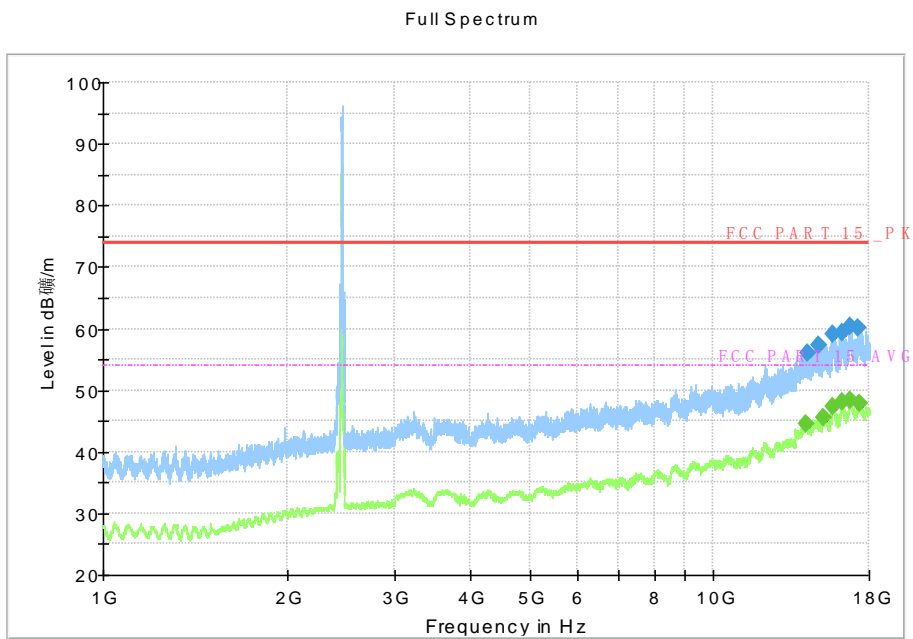


Fig.74 Radiated Spurious Emission (802.11n-20MHz, Ch11, 1 GHz-18 GHz)

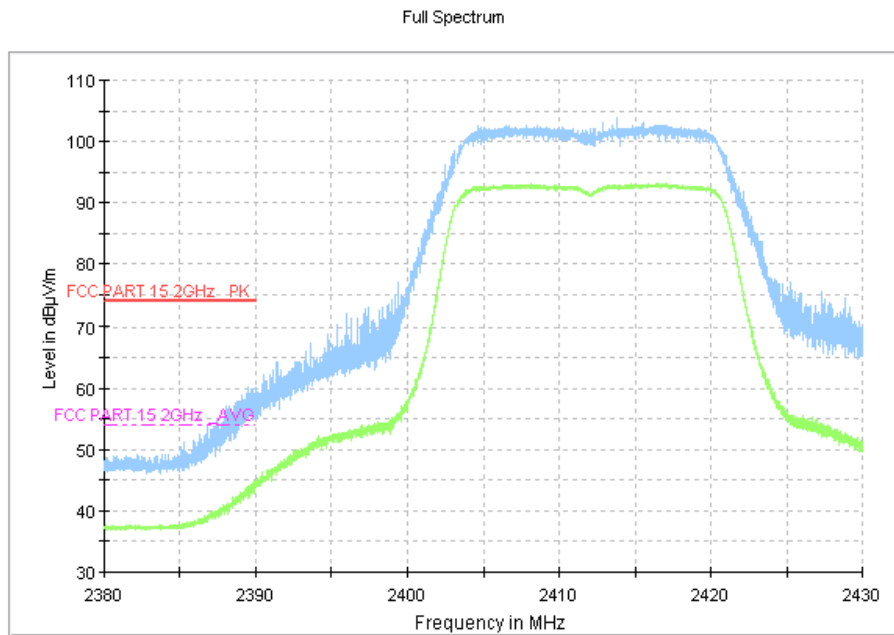


Fig.75 Radiated Emission Power (802.11n-20MHz, Ch1, 2380GHz~2450GHz)

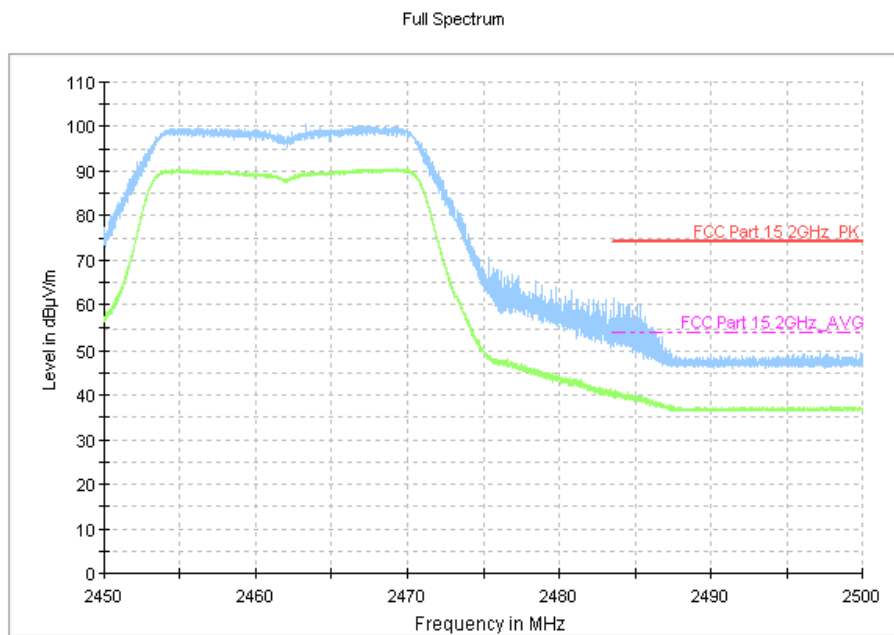


Fig.76 Radiated Emission Power (802.11n-20MHz, Ch11, 2450GHz~2500GHz)

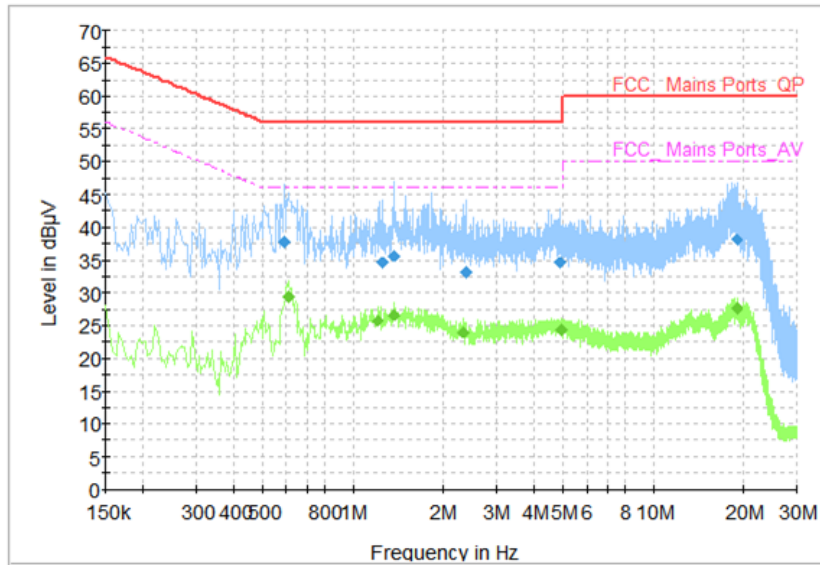


Fig.77 AC Powerline Conducted Emission (Traffic, AE1, 120V)

MEASUREMENT RESULT: "QuasiPeak"

Frequency (MHz)	QuasiPeak (dBµV)	Limit (dBµV)	Margin (dB)	Line	Filter	Corr. (dB)
0.586000	37.74	56.00	18.26	L1	ON	9.7
1.242000	34.48	56.00	21.52	L1	ON	9.7
1.358000	35.62	56.00	20.38	L1	ON	9.7
2.378000	33.08	56.00	22.92	L1	ON	9.7
4.890000	34.54	56.00	21.46	L1	ON	9.8
18.954000	38.05	60.00	21.95	L1	ON	10.2

MEASUREMENT RESULT: "Average"

Frequency (MHz)	Average (dBµV)	Limit (dBµV)	Margin (dB)	Line	Filter	Corr. (dB)
0.606000	29.38	46.00	16.62	L1	ON	9.7
1.198000	25.75	46.00	20.25	L1	ON	9.7
1.358000	26.70	46.00	19.30	L1	ON	9.7
2.310000	24.02	46.00	21.98	L1	ON	9.7
4.922000	24.41	46.00	21.59	L1	ON	9.8
18.854000	27.72	50.00	22.28	L1	ON	10.2

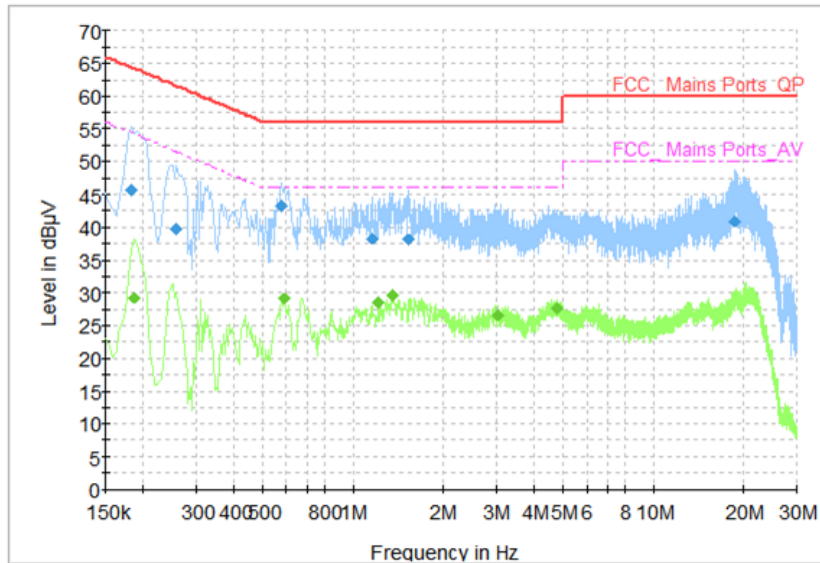


Fig.78 AC Powerline Conducted Emission (Idle, AE1, 120V)

MEASUREMENT RESULT: "QuasiPeak"

Frequency (MHz)	QuasiPeak (dBµV)	Limit (dBµV)	Margin (dB)	Line	Filter	Corr. (dB)
0.182000	45.67	64.39	18.73	N	ON	9.6
0.258000	39.75	61.50	21.75	N	ON	9.6
0.578000	43.22	56.00	12.78	L1	ON	9.7
1.158000	38.24	56.00	17.76	L1	ON	9.7
1.526000	38.12	56.00	17.88	L1	ON	9.7
18.586000	40.89	60.00	19.11	L1	ON	10.2

MEASUREMENT RESULT: "Average"

Frequency (MHz)	Average (dBµV)	Limit (dBµV)	Margin (dB)	Line	Filter	Corr. (dB)
0.186000	29.24	54.21	24.98	N	ON	9.6
0.586000	29.14	46.00	16.86	L1	ON	9.7
1.214000	28.50	46.00	17.50	L1	ON	9.7
1.350000	29.54	46.00	16.46	L1	ON	9.7
3.034000	26.68	46.00	19.32	L1	ON	9.7
4.806000	27.62	46.00	18.38	L1	ON	9.8

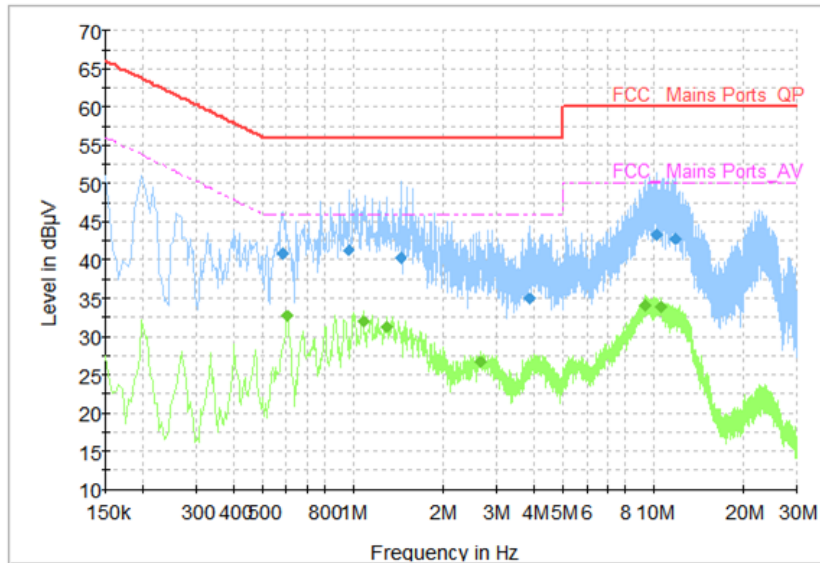


Fig.79 AC Powerline Conducted Emission (Traffic, AE2, 120V)

MEASUREMENT RESULT: "QuasiPeak"

Frequency (MHz)	QuasiPeak (dBµV)	Limit (dBµV)	Margin (dB)	Line	Filter	Corr. (dB)
0.582000	40.81	56.00	15.19	L1	ON	9.7
0.962000	41.31	56.00	14.69	L1	ON	9.7
1.434000	40.18	56.00	15.82	L1	ON	9.7
3.882000	34.89	56.00	21.11	L1	ON	9.7
10.282000	43.25	60.00	16.75	L1	ON	9.9
11.866000	42.85	60.00	17.15	L1	ON	9.9

MEASUREMENT RESULT: "Average"

Frequency (MHz)	Average (dBµV)	Limit (dBµV)	Margin (dB)	Line	Filter	Corr. (dB)
0.602000	32.65	46.00	13.35	N	ON	9.7
1.078000	31.93	46.00	14.07	L1	ON	9.7
1.286000	31.27	46.00	14.73	L1	ON	9.7
2.642000	26.66	46.00	19.34	L1	ON	9.7
9.382000	33.97	50.00	16.03	L1	ON	9.8
10.558000	33.83	50.00	16.17	L1	ON	9.9

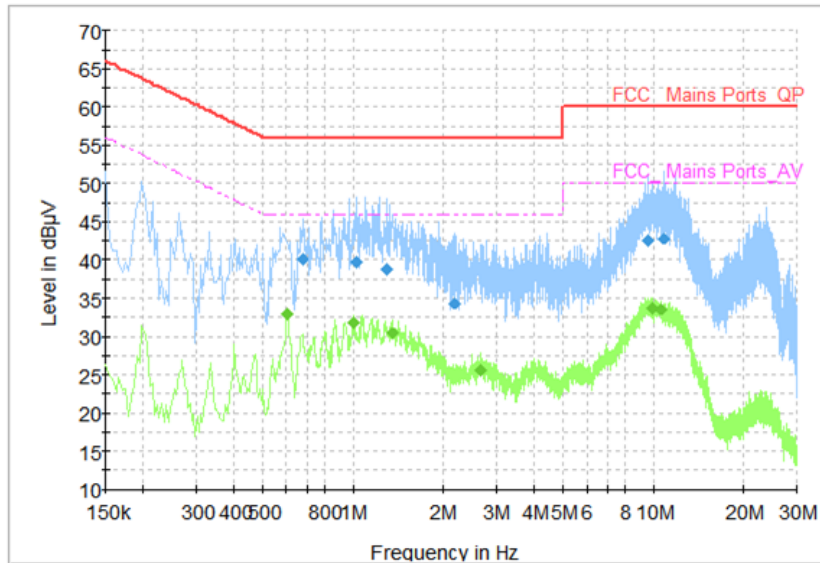


Fig.80 AC Powerline Conducted Emission (Idle, AE2, 120V)

MEASUREMENT RESULT: "QuasiPeak"

Frequency (MHz)	QuasiPeak (dBµV)	Limit (dBµV)	Margin (dB)	Line	Filter	Corr. (dB)
0.674000	40.02	56.00	15.98	L1	ON	9.7
1.030000	39.70	56.00	16.30	L1	ON	9.7
1.290000	38.78	56.00	17.22	L1	ON	9.7
2.186000	34.26	56.00	21.74	L1	ON	9.7
9.578000	42.42	60.00	17.58	L1	ON	9.8
10.850000	42.77	60.00	17.23	L1	ON	9.9

MEASUREMENT RESULT: "Average"

Frequency (MHz)	Average (dBµV)	Limit (dBµV)	Margin (dB)	Line	Filter	Corr. (dB)
0.602000	32.90	46.00	13.10	N	ON	9.7
1.002000	31.75	46.00	14.25	L1	ON	9.7
1.346000	30.35	46.00	15.65	L1	ON	9.7
2.650000	25.50	46.00	20.50	L1	ON	9.7
9.894000	33.67	50.00	16.33	L1	ON	9.8
10.534000	33.52	50.00	16.48	L1	ON	9.9

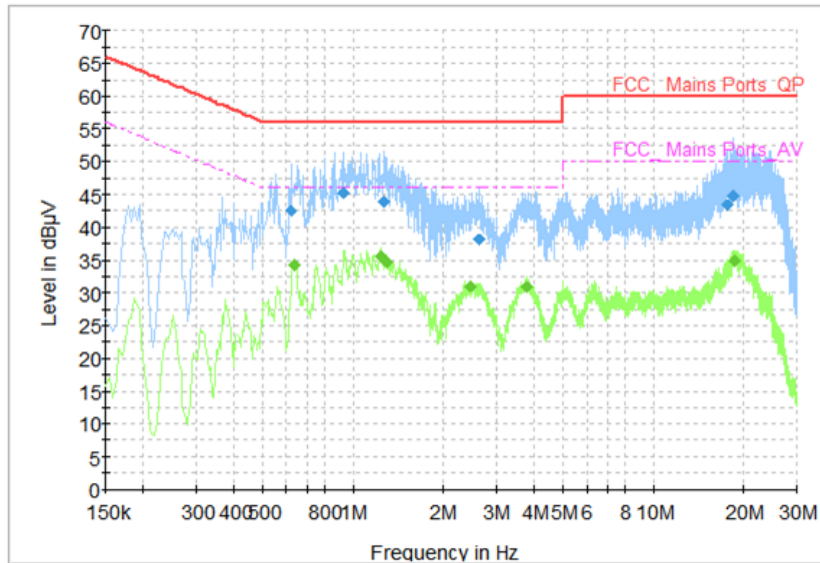


Fig.81 AC Powerline Conducted Emission (Traffic, AE3, 120V)

MEASUREMENT RESULT: "QuasiPeak"

Frequency (MHz)	QuasiPeak (dBµV)	Limit (dBµV)	Margin (dB)	Line	Filter	Corr. (dB)
0.618000	42.41	56.00	13.59	N	ON	9.7
0.934000	45.24	56.00	10.76	N	ON	9.7
1.270000	43.98	56.00	12.02	N	ON	9.7
2.622000	38.10	56.00	17.90	N	ON	9.7
17.622000	43.29	60.00	16.71	N	ON	10.2
18.506000	44.75	60.00	15.25	N	ON	10.3

MEASUREMENT RESULT: "Average"

Frequency (MHz)	Average (dBµV)	Limit (dBµV)	Margin (dB)	Line	Filter	Corr. (dB)
0.634000	34.14	46.00	11.86	N	ON	9.7
1.234000	35.64	46.00	10.36	N	ON	9.7
1.294000	34.69	46.00	11.31	N	ON	9.7
2.458000	31.02	46.00	14.98	N	ON	9.7
3.790000	30.79	46.00	15.21	N	ON	9.7
18.654000	35.00	50.00	15.00	N	ON	10.3

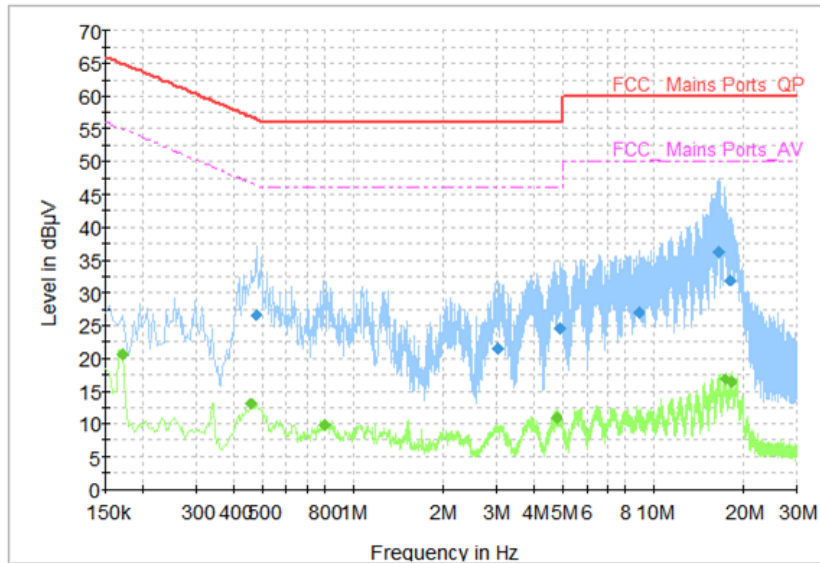


Fig.82 AC Powerline Conducted Emission (Idle, AE3, 120V)

MEASUREMENT RESULT: "QuasiPeak"

Frequency (MHz)	QuasiPeak (dBµV)	Limit (dBµV)	Margin (dB)	Line	Filter	Corr. (dB)
0.474000	26.66	56.44	29.79	L1	ON	9.7
3.022000	21.48	56.00	34.52	L1	ON	9.7
4.898000	24.58	56.00	31.42	L1	ON	9.8
8.906000	26.96	60.00	33.04	L1	ON	9.8
16.402000	36.06	60.00	23.94	L1	ON	10.1
17.994000	31.85	60.00	28.15	L1	ON	10.1

MEASUREMENT RESULT: "Average"

Frequency (MHz)	Average (dBµV)	Limit (dBµV)	Margin (dB)	Line	Filter	Corr. (dB)
0.170000	20.70	54.96	34.26	N	ON	9.6
0.458000	12.97	46.73	33.76	L1	ON	9.7
0.798000	9.94	46.00	36.06	L1	ON	9.7
4.730000	10.89	46.00	35.11	L1	ON	9.8
17.366000	16.74	50.00	33.26	L1	ON	10.1
18.146000	16.32	50.00	33.68	L1	ON	10.1

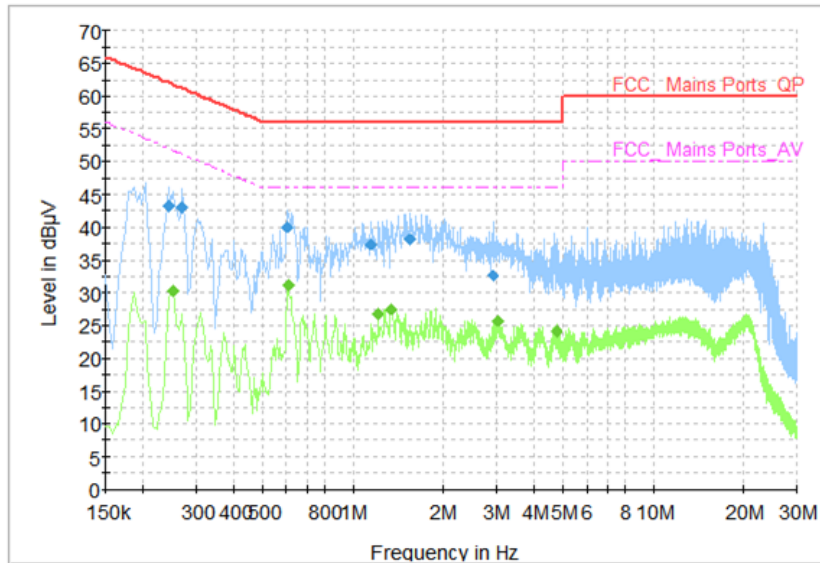


Fig.83 AC Powerline Conducted Emission (Traffic, AE1, 240V)

MEASUREMENT RESULT: "QuasiPeak"

Frequency (MHz)	QuasiPeak (dBµV)	Limit (dBµV)	Margin (dB)	Line	Filter	Corr. (dB)
0.242000	43.16	62.03	18.86	L1	ON	9.7
0.270000	42.97	61.12	18.15	L1	ON	9.7
0.602000	40.11	56.00	15.89	L1	ON	9.7
1.142000	37.46	56.00	18.54	L1	ON	9.7
1.546000	38.15	56.00	17.85	L1	ON	9.7
2.930000	32.70	56.00	23.30	L1	ON	9.7

MEASUREMENT RESULT: "Average"

Frequency (MHz)	Average (dBµV)	Limit (dBµV)	Margin (dB)	Line	Filter	Corr. (dB)
0.250000	30.27	51.76	21.49	L1	ON	9.7
0.606000	31.17	46.00	14.83	L1	ON	9.7
1.206000	26.82	46.00	19.18	L1	ON	9.7
1.342000	27.44	46.00	18.56	L1	ON	9.7
3.014000	25.79	46.00	20.21	L1	ON	9.7
4.754000	24.18	46.00	21.82	L1	ON	9.8

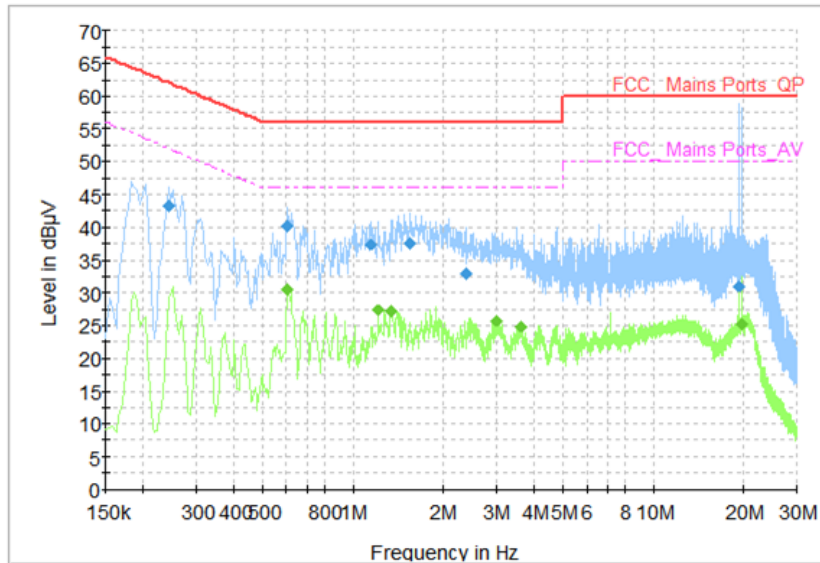


Fig.84 AC Powerline Conducted Emission (Idle, AE1, 240V)

MEASUREMENT RESULT: "QuasiPeak"

Frequency (MHz)	QuasiPeak (dBµV)	Limit (dBµV)	Margin (dB)	Line	Filter	Corr. (dB)
0.242000	43.19	62.03	18.84	L1	ON	9.7
0.602000	40.13	56.00	15.87	L1	ON	9.7
1.142000	37.44	56.00	18.56	L1	ON	9.7
1.542000	37.62	56.00	18.38	L1	ON	9.7
2.382000	33.04	56.00	22.96	L1	ON	9.7
19.194000	30.96	60.00	29.04	L1	ON	10.2

MEASUREMENT RESULT: "Average"

Frequency (MHz)	Average (dBµV)	Limit (dBµV)	Margin (dB)	Line	Filter	Corr. (dB)
0.602000	30.58	46.00	15.42	L1	ON	9.7
1.210000	27.36	46.00	18.64	L1	ON	9.7
1.342000	27.23	46.00	18.77	L1	ON	9.7
3.010000	25.75	46.00	20.25	L1	ON	9.7
3.610000	24.91	46.00	21.09	L1	ON	9.7
19.578000	25.26	50.00	24.74	L1	ON	10.2

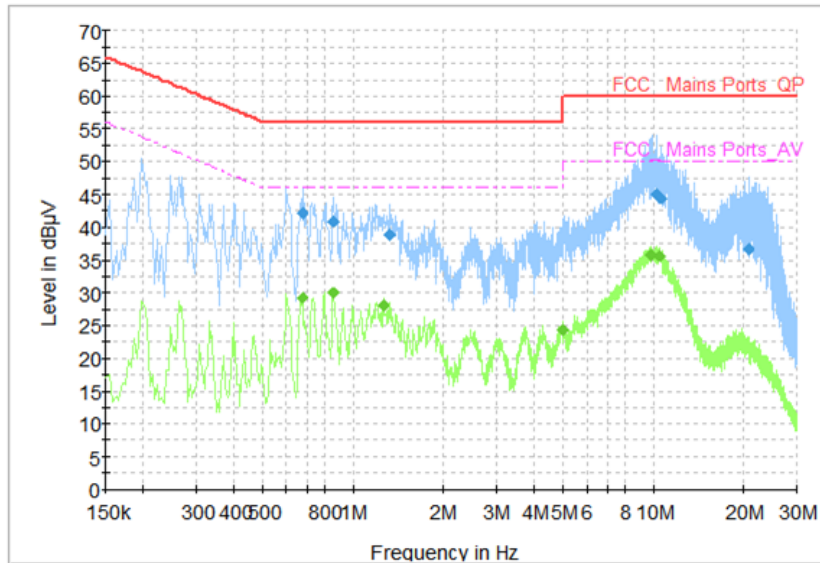


Fig.85 AC Powerline Conducted Emission (Traffic, AE2, 240V)

MEASUREMENT RESULT: "QuasiPeak"

Frequency (MHz)	QuasiPeak (dBµV)	Limit (dBµV)	Margin (dB)	Line	Filter	Corr. (dB)
0.674000	42.19	56.00	13.81	L1	ON	9.7
0.858000	40.83	56.00	15.17	L1	ON	9.7
1.322000	38.85	56.00	17.15	L1	ON	9.7
10.226000	44.90	60.00	15.10	L1	ON	9.9
10.558000	44.42	60.00	15.58	L1	ON	9.9
20.706000	36.73	60.00	23.27	L1	ON	10.2

MEASUREMENT RESULT: "Average"

Frequency (MHz)	Average (dBµV)	Limit (dBµV)	Margin (dB)	Line	Filter	Corr. (dB)
0.674000	29.24	46.00	16.76	L1	ON	9.7
0.858000	30.02	46.00	15.98	L1	ON	9.7
1.254000	28.00	46.00	18.00	L1	ON	9.7
4.998000	24.42	46.00	21.58	L1	ON	9.8
9.766000	35.72	50.00	14.28	L1	ON	9.8
10.418000	35.63	50.00	14.37	L1	ON	9.9

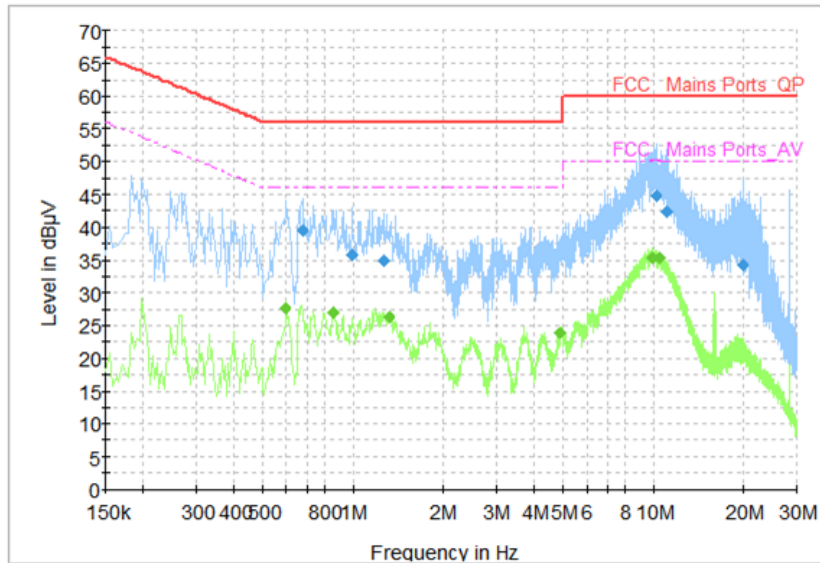


Fig.86 AC Powerline Conducted Emission (Idle, AE2, 240V)

MEASUREMENT RESULT: "QuasiPeak"

Frequency (MHz)	QuasiPeak (dBµV)	Limit (dBµV)	Margin (dB)	Line	Filter	Corr. (dB)
0.674000	39.44	56.00	16.56	L1	ON	9.7
0.990000	35.79	56.00	20.21	L1	ON	9.7
1.270000	34.90	56.00	21.10	L1	ON	9.7
10.190000	44.71	60.00	15.29	L1	ON	9.9
11.026000	42.28	60.00	17.72	L1	ON	9.9
19.850000	34.23	60.00	25.77	L1	ON	10.2

MEASUREMENT RESULT: "Average"

Frequency (MHz)	Average (dBµV)	Limit (dBµV)	Margin (dB)	Line	Filter	Corr. (dB)
0.594000	27.62	46.00	18.38	L1	ON	9.7
0.858000	26.93	46.00	19.07	L1	ON	9.7
1.314000	26.33	46.00	19.67	L1	ON	9.7
4.894000	23.85	46.00	22.15	L1	ON	9.8
9.882000	35.32	50.00	14.68	L1	ON	9.8
10.454000	35.25	50.00	14.75	L1	ON	9.9

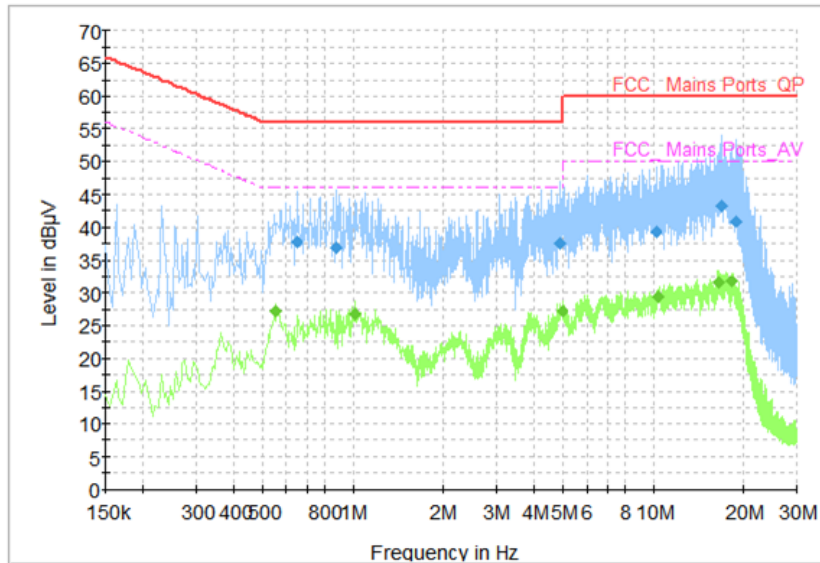


Fig.87 AC Powerline Conducted Emission (Traffic, AE3, 240V)

MEASUREMENT RESULT: "QuasiPeak"

Frequency (MHz)	QuasiPeak (dBµV)	Limit (dBµV)	Margin (dB)	Line	Filter	Corr. (dB)
0.650000	37.74	56.00	18.26	L1	ON	9.7
0.878000	36.86	56.00	19.14	L1	ON	9.7
4.878000	37.64	56.00	18.36	L1	ON	9.8
10.194000	39.29	60.00	20.71	L1	ON	9.9
16.922000	43.16	60.00	16.84	L1	ON	10.2
18.802000	40.86	60.00	19.14	L1	ON	10.2

MEASUREMENT RESULT: "Average"

Frequency (MHz)	Average (dBµV)	Limit (dBµV)	Margin (dB)	Line	Filter	Corr. (dB)
0.550000	27.12	46.00	18.88	L1	ON	9.7
1.018000	26.73	46.00	19.27	L1	ON	9.7
4.978000	27.21	46.00	18.79	L1	ON	9.8
10.370000	29.48	50.00	20.52	L1	ON	9.9
16.486000	31.62	50.00	18.38	L1	ON	10.1
18.290000	31.72	50.00	18.28	L1	ON	10.1

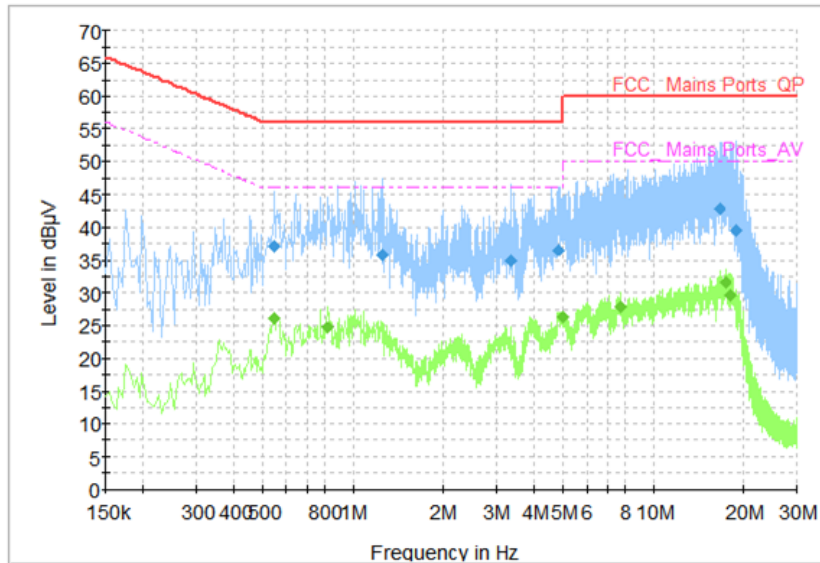


Fig.88 AC Powerline Conducted Emission (Idle, AE3, 240V)

MEASUREMENT RESULT: "QuasiPeak"

Frequency (MHz)	QuasiPeak (dBµV)	Limit (dBµV)	Margin (dB)	Line	Filter	Corr. (dB)
0.546000	36.96	56.00	19.04	L1	ON	9.7
1.242000	35.76	56.00	20.24	L1	ON	9.7
3.370000	34.93	56.00	21.07	L1	ON	9.7
4.854000	36.43	56.00	19.57	L1	ON	9.8
16.578000	42.92	60.00	17.08	L1	ON	10.1
18.822000	39.48	60.00	20.52	L1	ON	10.2

MEASUREMENT RESULT: "Average"

Frequency (MHz)	Average (dBµV)	Limit (dBµV)	Margin (dB)	Line	Filter	Corr. (dB)
0.546000	26.05	46.00	19.95	L1	ON	9.7
0.822000	24.67	46.00	21.33	L1	ON	9.7
4.994000	26.33	46.00	19.67	L1	ON	9.8
7.722000	27.94	50.00	22.06	L1	ON	9.8
17.354000	31.56	50.00	18.44	L1	ON	10.1
17.974000	29.56	50.00	20.44	L1	ON	10.1



ANNEX C: Persons involved in this testing

Test Name	Tester
Maximum Peak Output Power	Lin Kanfeng, Tang Weisheng
Peak Power Spectral Density	Lin Kanfeng, Tang Weisheng
Occupied 6dB Bandwidth	Lin Kanfeng, Tang Weisheng
Band Edges Compliance	Lin Kanfeng, Tang Weisheng
Transmitter Spurious Emission - Conducted	Lin Kanfeng, Tang Weisheng
Transmitter Spurious Emission - Radiated	Lin Kanfeng, Tang Weisheng
AC Powerline Conducted Emission	Lin Kanfeng, Tang Weisheng

*****END OF REPORT*****