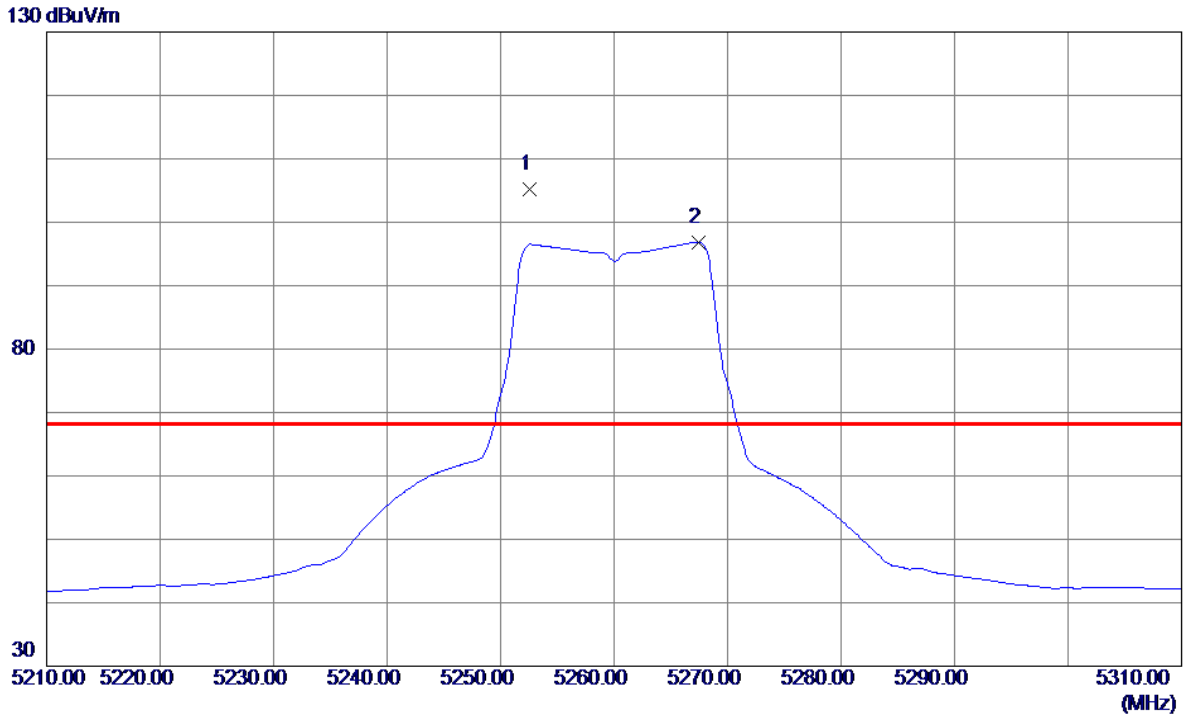


Orthogonal Axis :	X
Test Mode :	UNII-2A/ TX A Mode 5260MHz

Vertical

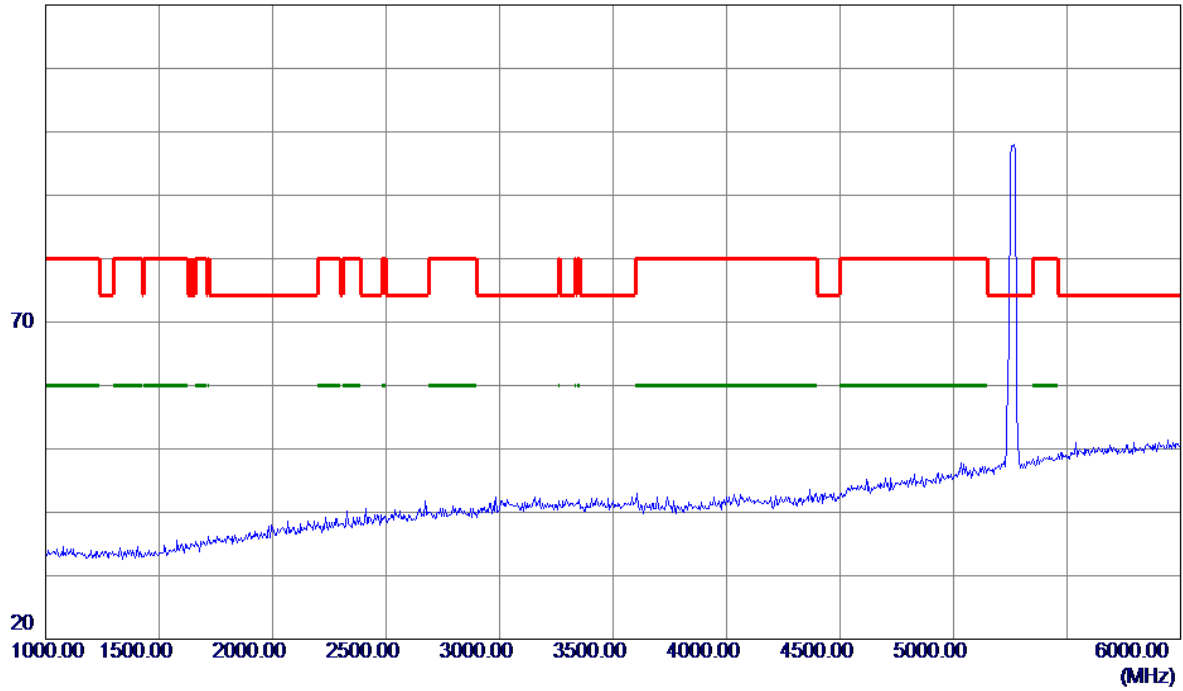


No.	Freq. MHz	Reading Level dBuV/m	Correct Factor dB	Measure ment dBuV/m	Limit dBuV/m	Margin dB	Detector	Comment
1 *	5252.6000	63.54	41.62	105.16	68.30	36.86	Peak	No Limit
2	5267.4000	55.18	41.70	96.88	999.00	-902.12	AVG	No Limit

Orthogonal Axis :	X
Test Mode :	UNII-2A/ TX A Mode 5260MHz

Vertical

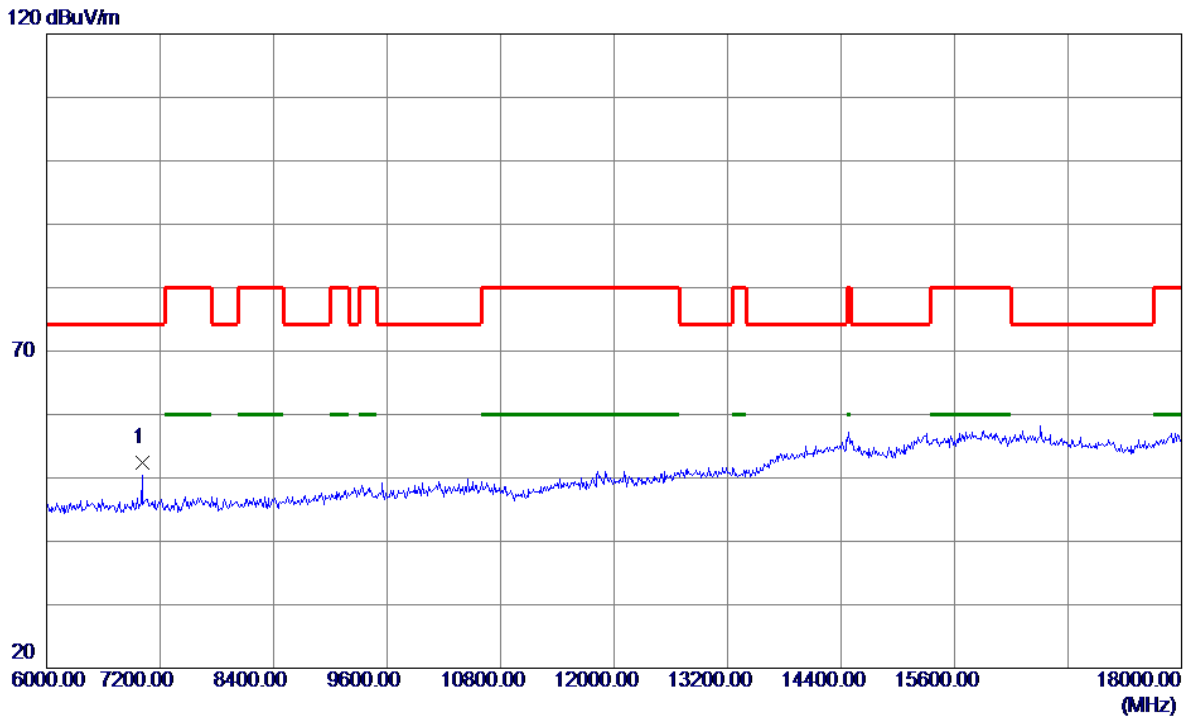
120 dBuV/m



No.	Freq. MHz	Reading Level dBuV/m	Correct Factor dB	Measure ment dBuV/m	Limit dBuV/m	Margin dB	Detector	Comment
-----	--------------	----------------------------	-------------------------	---------------------------	-----------------	--------------	----------	---------

Orthogonal Axis :	X
Test Mode :	UNII-2A/ TX A Mode 5260MHz

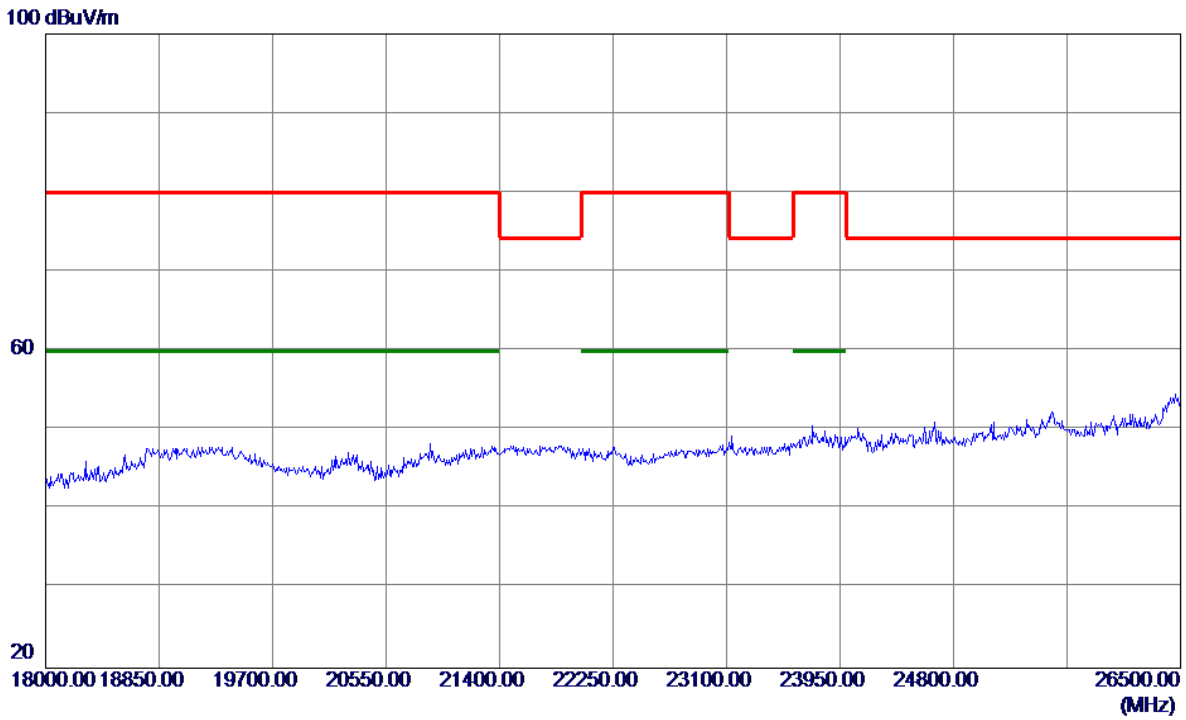
Vertical



No.	Freq. MHz	Reading Level dBuV/m	Correct Factor dB	Measure ment dBuV/m	Limit dBuV/m	Margin dB	Detector	Comment
1 *	7013.3500	39.47	12.99	52.46	74.30	-21.84	Peak	

Orthogonal Axis :	X
Test Mode :	UNII-2A/ TX A Mode 5260MHz

Vertical

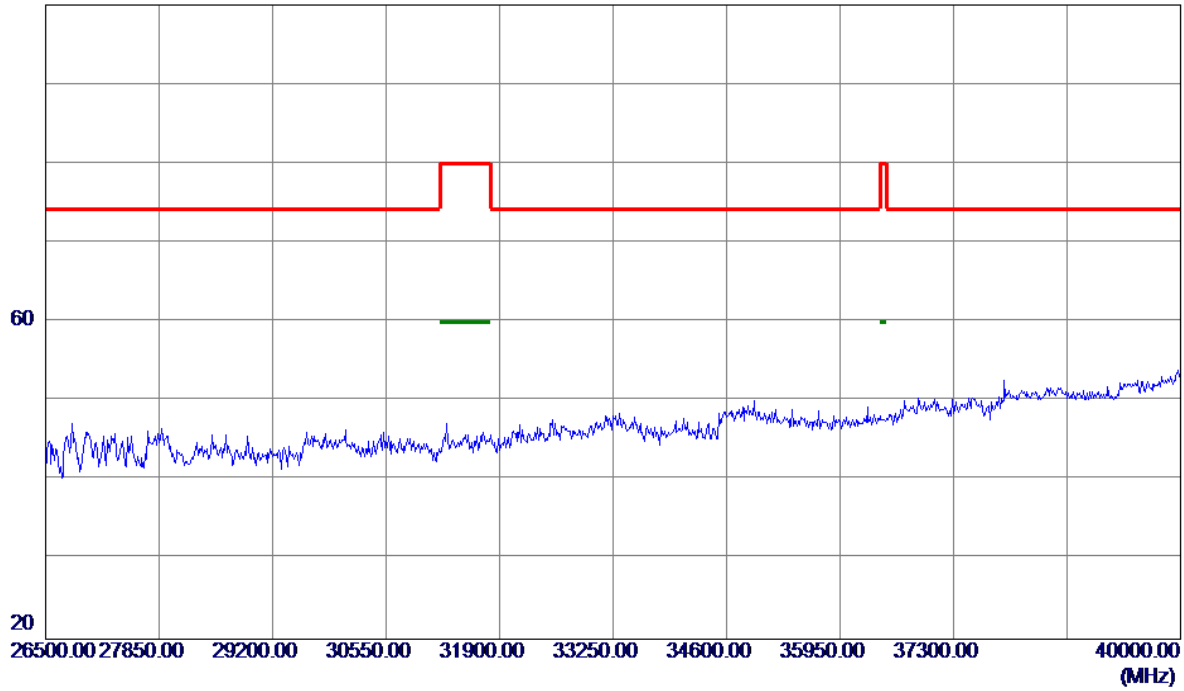


No.	Freq. MHz	Reading Level dBuV/m	Correct Factor dB	Measure ment dBuV/m	Limit dBuV/m	Margin dB	Detector	Comment
-----	--------------	----------------------------	-------------------------	---------------------------	-----------------	--------------	----------	---------

Orthogonal Axis :	X
Test Mode :	UNII-2A/ TX A Mode 5260MHz

Vertical

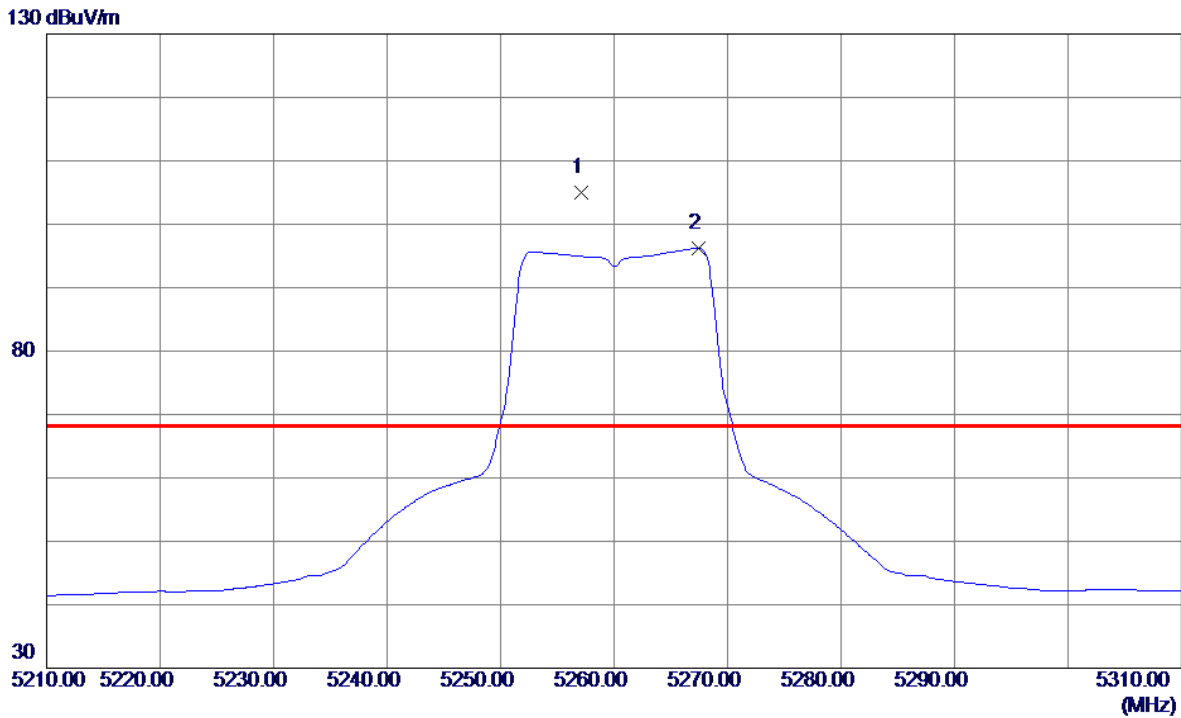
100 dBuV/m



No.	Freq. MHz	Reading Level dBuV/m	Correct Factor dB	Measure ment dBuV/m	Limit dBuV/m	Margin dB	Detector	Comment
-----	--------------	----------------------------	-------------------------	---------------------------	-----------------	--------------	----------	---------

Orthogonal Axis :	X
Test Mode :	UNII-2A/ TX A Mode 5260MHz

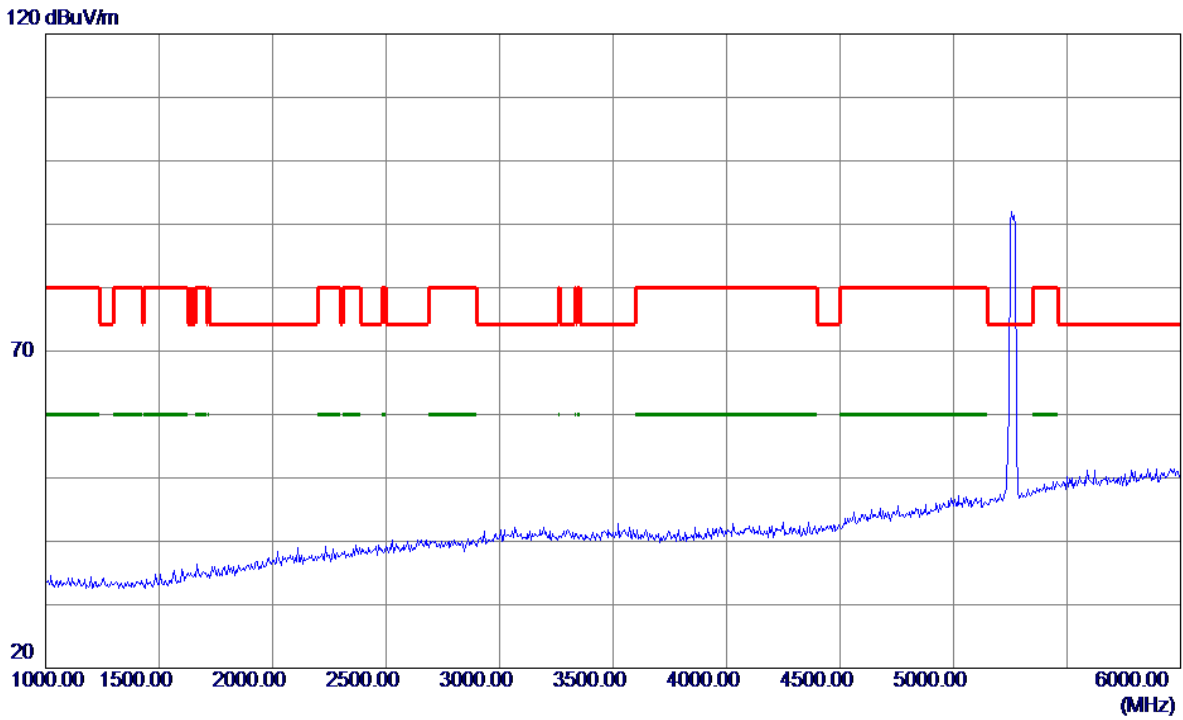
Horizontal



No.	Freq. MHz	Reading Level dBuV/m	Correct Factor dB	Measure ment dBuV/m	Limit dBuV/m	Margin dB	Detector	Comment
1 *	5257.1000	63.31	41.65	104.96	68.30	36.66	Peak	No Limit
2	5267.4000	54.54	41.70	96.24	999.00	-902.76	AVG	No Limit

Orthogonal Axis :	X
Test Mode :	UNII-2A/ TX A Mode 5260MHz

Horizontal

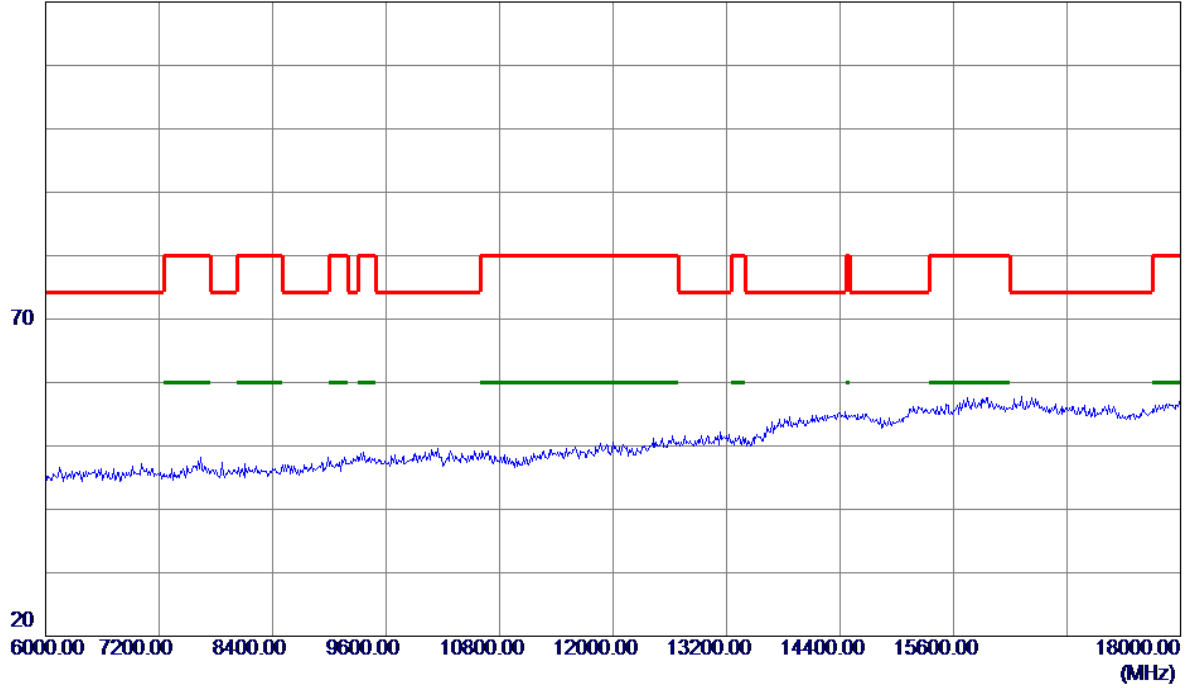


No.	Freq. MHz	Reading Level dBuV/m	Correct Factor dB	Measure ment dBuV/m	Limit dBuV/m	Margin dB	Detector	Comment
-----	--------------	----------------------------	-------------------------	---------------------------	-----------------	--------------	----------	---------

Orthogonal Axis :	X
Test Mode :	UNII-2A/ TX A Mode 5260MHz

Horizontal

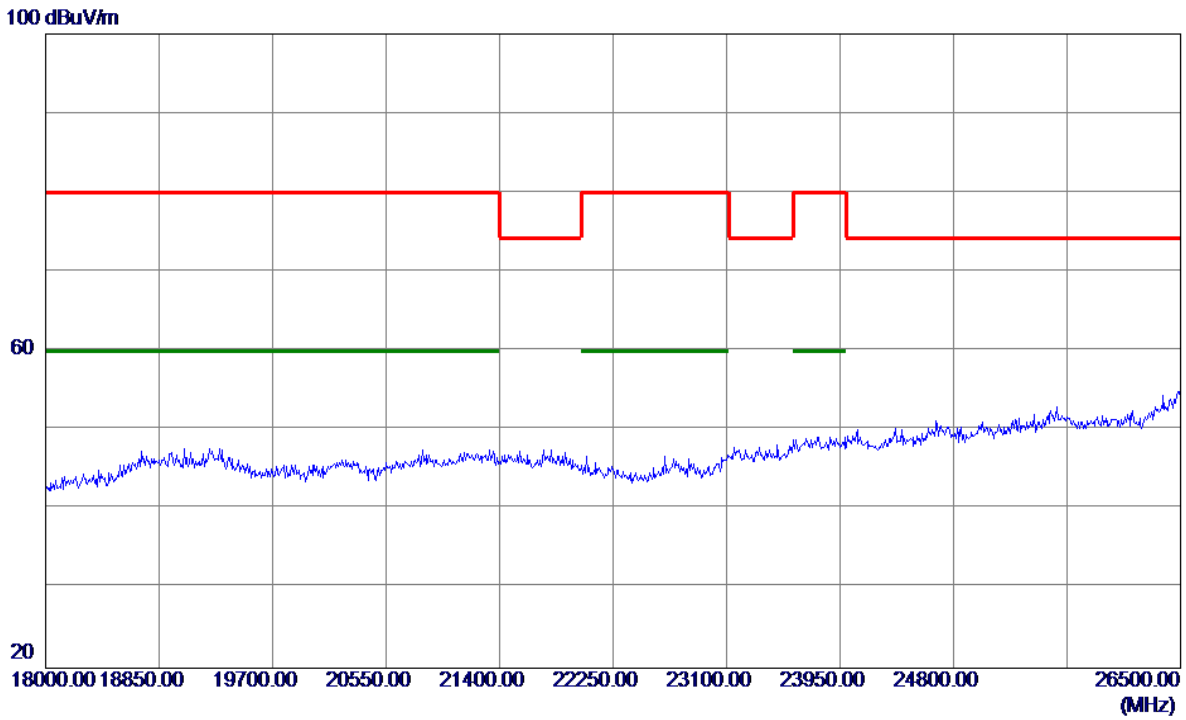
120 dBuV/m



No.	Freq. MHz	Reading Level dBuV/m	Correct Factor dB	Measure ment dBuV/m	Limit dBuV/m	Margin dB	Detector	Comment
-----	--------------	----------------------------	-------------------------	---------------------------	-----------------	--------------	----------	---------

Orthogonal Axis :	X
Test Mode :	UNII-2A/ TX A Mode 5260MHz

Horizontal

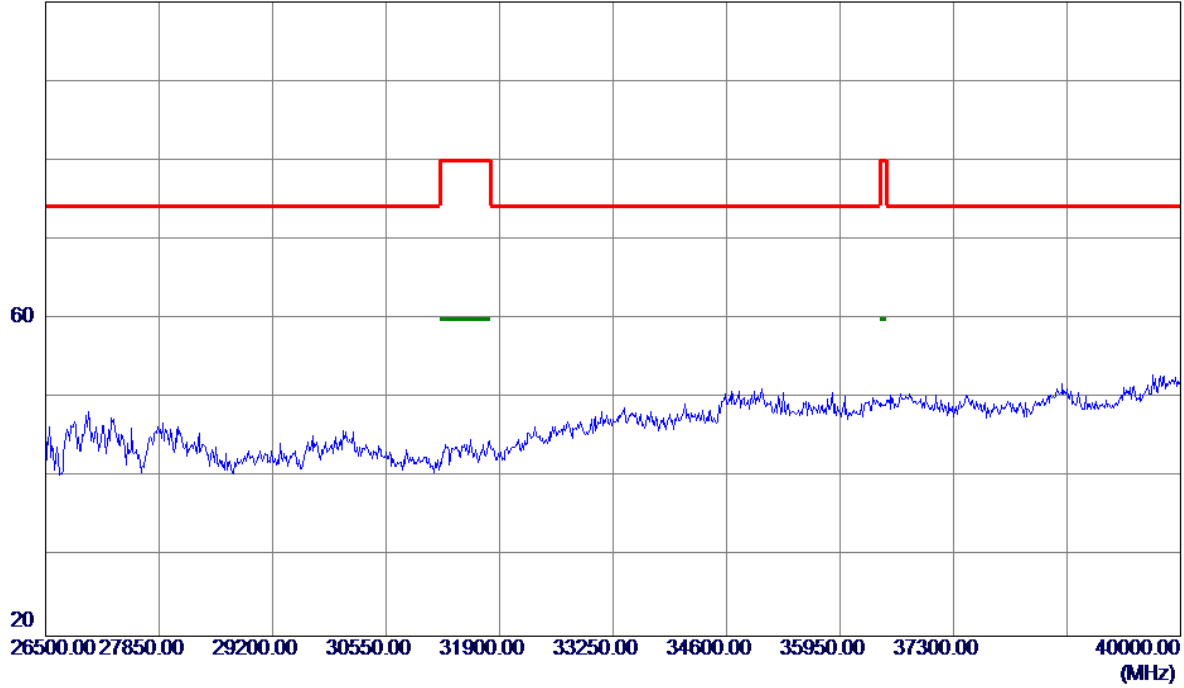


No.	Freq. MHz	Reading Level dBuV/m	Correct Factor dB	Measure ment dBuV/m	Limit dBuV/m	Margin dB	Detector	Comment
-----	--------------	----------------------------	-------------------------	---------------------------	-----------------	--------------	----------	---------

Orthogonal Axis :	X
Test Mode :	UNII-2A/ TX A Mode 5260MHz

Horizontal

100 dBuV/m

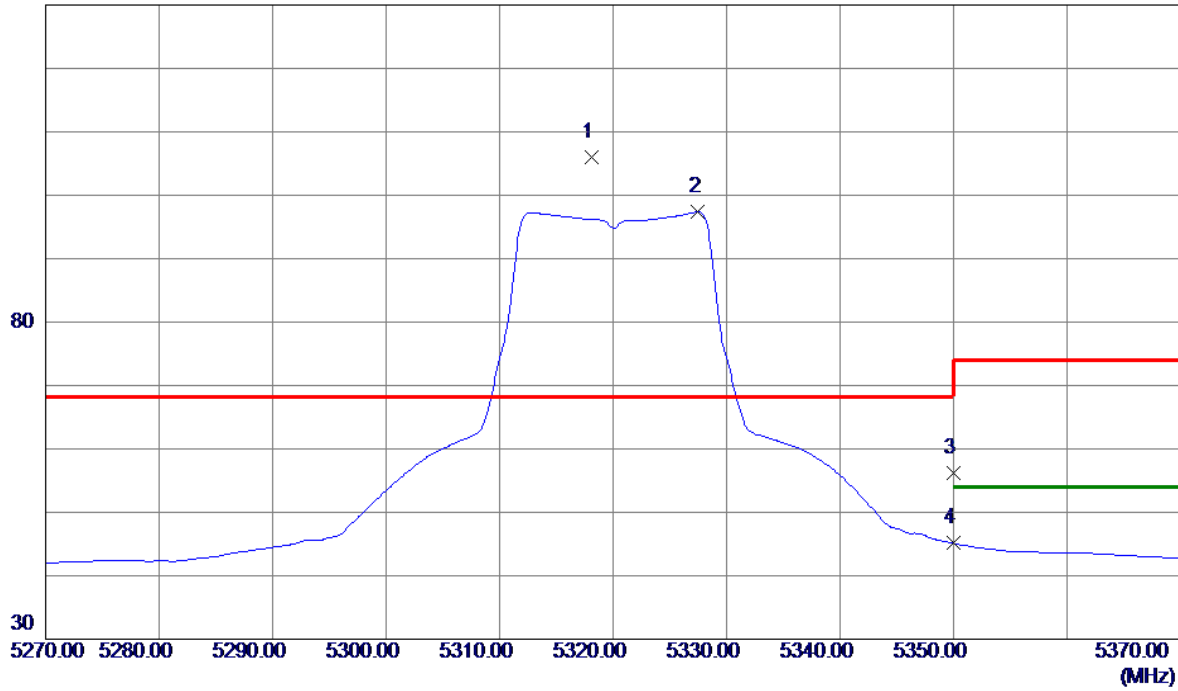


No.	Freq. MHz	Reading Level dBuV/m	Correct Factor dB	Measure ment dBuV/m	Limit dBuV/m	Margin dB	Detector	Comment
-----	--------------	----------------------------	-------------------------	---------------------------	-----------------	--------------	----------	---------

Orthogonal Axis :	X
Test Mode :	UNII-2A/ TX A Mode 5320MHz

Vertical

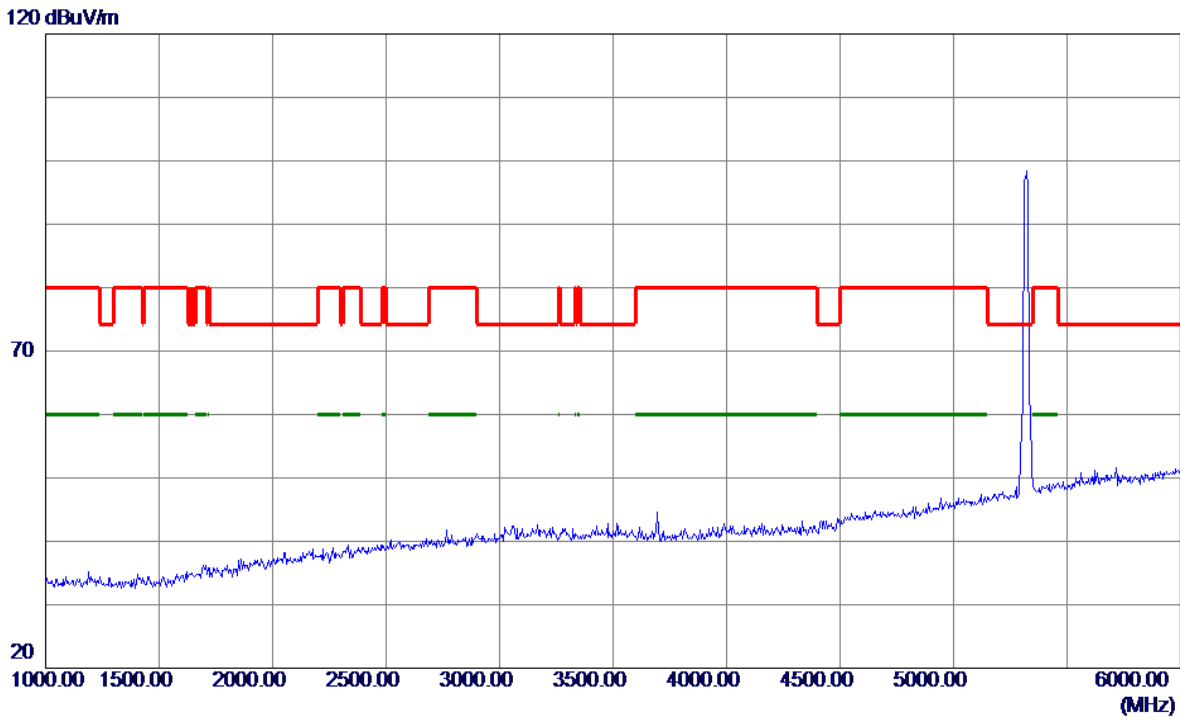
130 dBuV/m



No.	Freq. MHz	Reading Level dBuV/m	Correct Factor dB	Measure ment dBuV/m	Limit dBuV/m	Margin dB	Detector	Comment
1 *	5318.1000	63.95	41.96	105.91	68.30	37.61	Peak	No Limit
2	5327.5000	55.37	42.00	97.37	999.00	-901.63	AVG	No Limit
3	5350.0000	14.05	42.12	56.17	74.00	-17.83	Peak	
4	5350.0000	3.00	42.12	45.12	999.00	-953.88	AVG	

Orthogonal Axis :	X
Test Mode :	UNII-2A/ TX A Mode 5320MHz

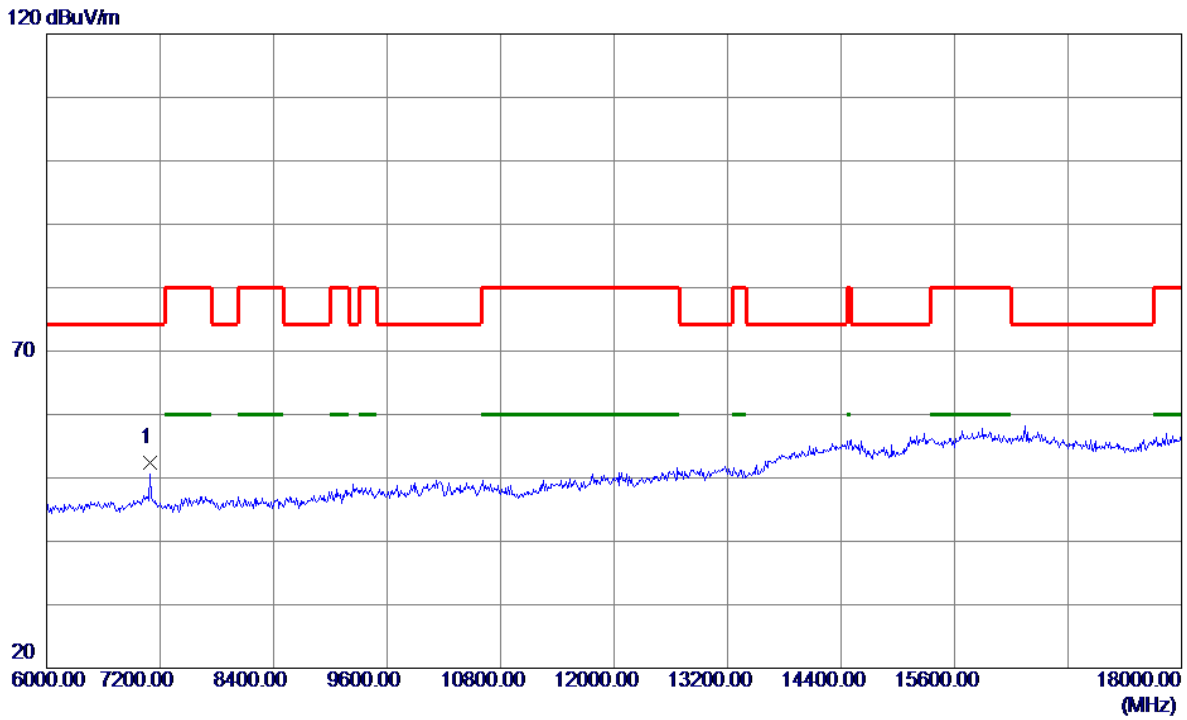
Vertical



No.	Freq. MHz	Reading Level dBuV/m	Correct Factor dB	Measure ment dBuV/m	Limit dBuV/m	Margin dB	Detector	Comment
-----	--------------	----------------------------	-------------------------	---------------------------	-----------------	--------------	----------	---------

Orthogonal Axis :	X
Test Mode :	UNII-2A/ TX A Mode 5320MHz

Vertical

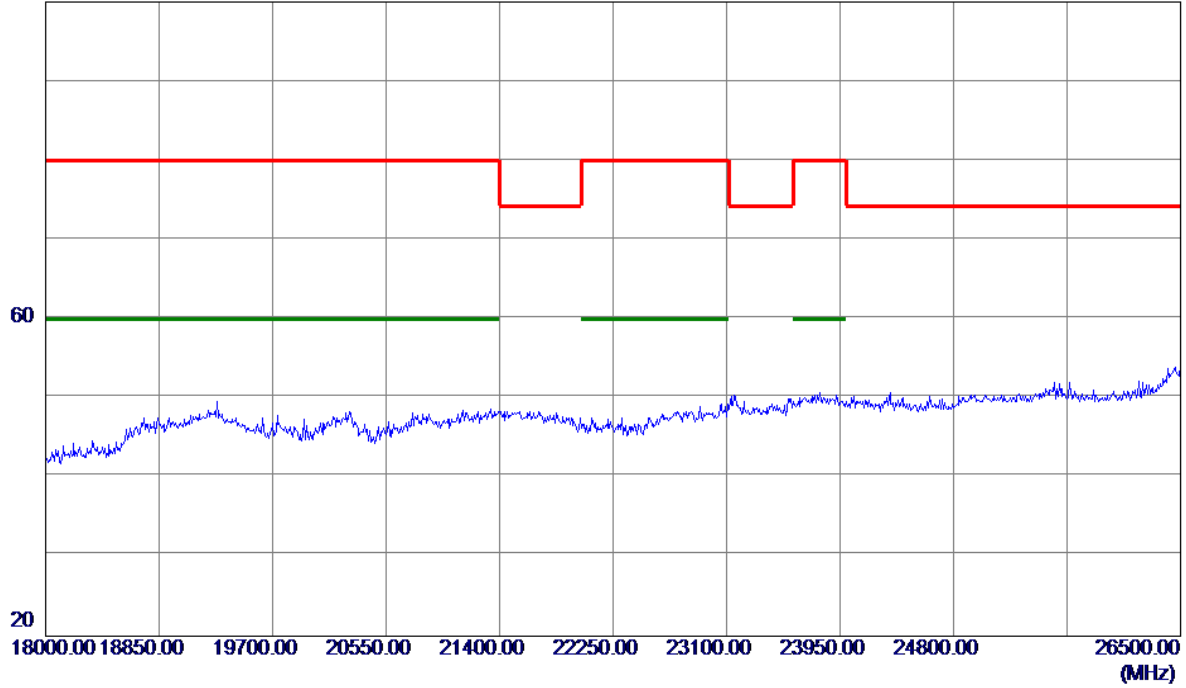


No.	Freq. MHz	Reading Level dBuV/m	Correct Factor dB	Measure ment dBuV/m	Limit dBuV/m	Margin dB	Detector	Comment
1 *	7093.2900	39.42	13.05	52.47	74.30	-21.83	Peak	

Orthogonal Axis :	X
Test Mode :	UNII-2A/ TX A Mode 5320MHz

Vertical

100 dBuV/m

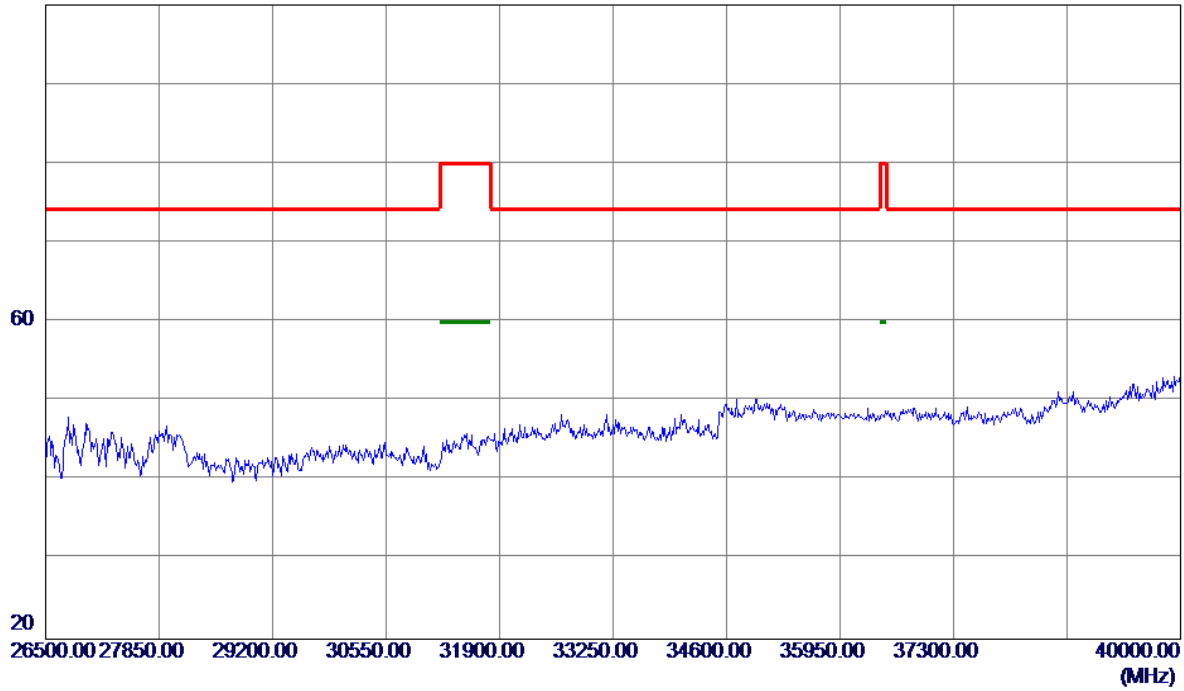


No.	Freq. MHz	Reading Level dBuV/m	Correct Factor dB	Measure ment dBuV/m	Limit dBuV/m	Margin dB	Detector	Comment
-----	--------------	----------------------------	-------------------------	---------------------------	-----------------	--------------	----------	---------

Orthogonal Axis :	X
Test Mode :	UNII-2A/ TX A Mode 5320MHz

Vertical

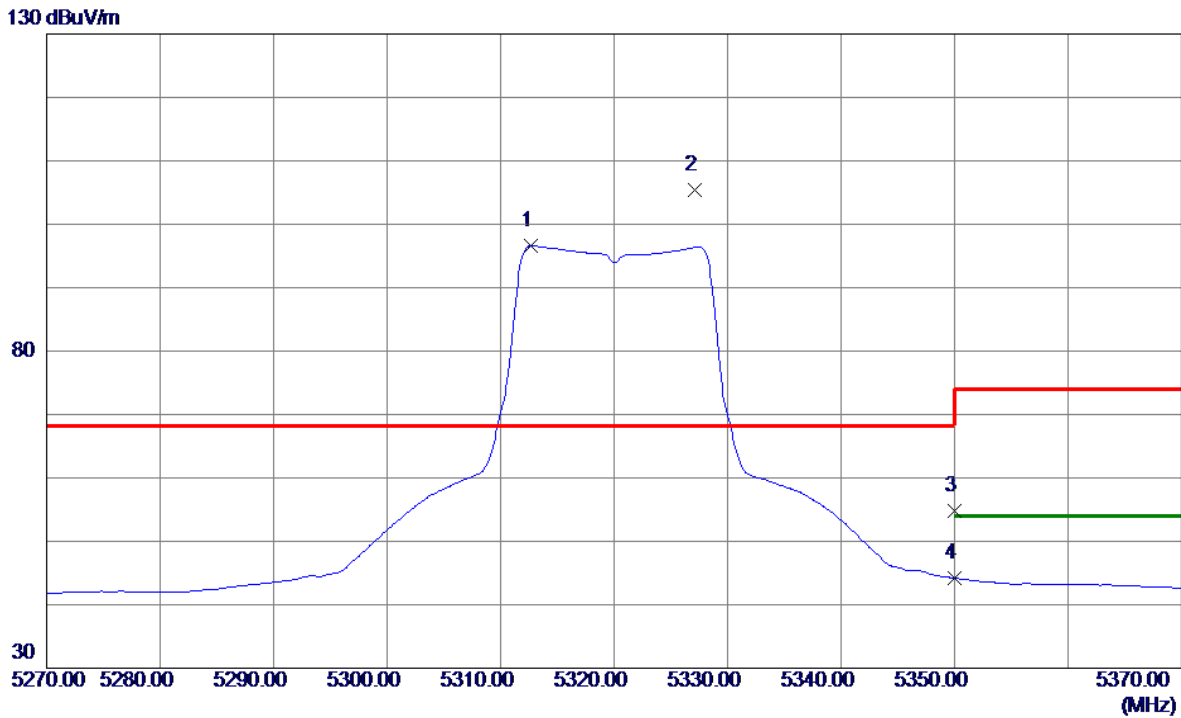
100 dBuV/m



No.	Freq. MHz	Reading Level dBuV/m	Correct Factor dB	Measure ment dBuV/m	Limit dBuV/m	Margin dB	Detector	Comment
-----	--------------	----------------------------	-------------------------	---------------------------	-----------------	--------------	----------	---------

Orthogonal Axis :	X
Test Mode :	UNII-2A/ TX A Mode 5320MHz

Horizontal



No.	Freq. MHz	Reading Level dBuV/m	Correct Factor dB	Measure ment dBuV/m	Limit dBuV/m	Margin dB	Detector	Comment
1	5312.7000	54.68	41.93	96.61	999.00	-902.39	AVG	No Limit
2 *	5327.1000	63.48	42.00	105.48	68.30	37.18	Peak	No Limit
3	5350.0000	12.60	42.12	54.72	74.00	-19.28	Peak	
4	5350.0000	2.08	42.12	44.20	999.00	-954.80	AVG	

Orthogonal Axis :	X
Test Mode :	UNII-2A/ TX A Mode 5320MHz

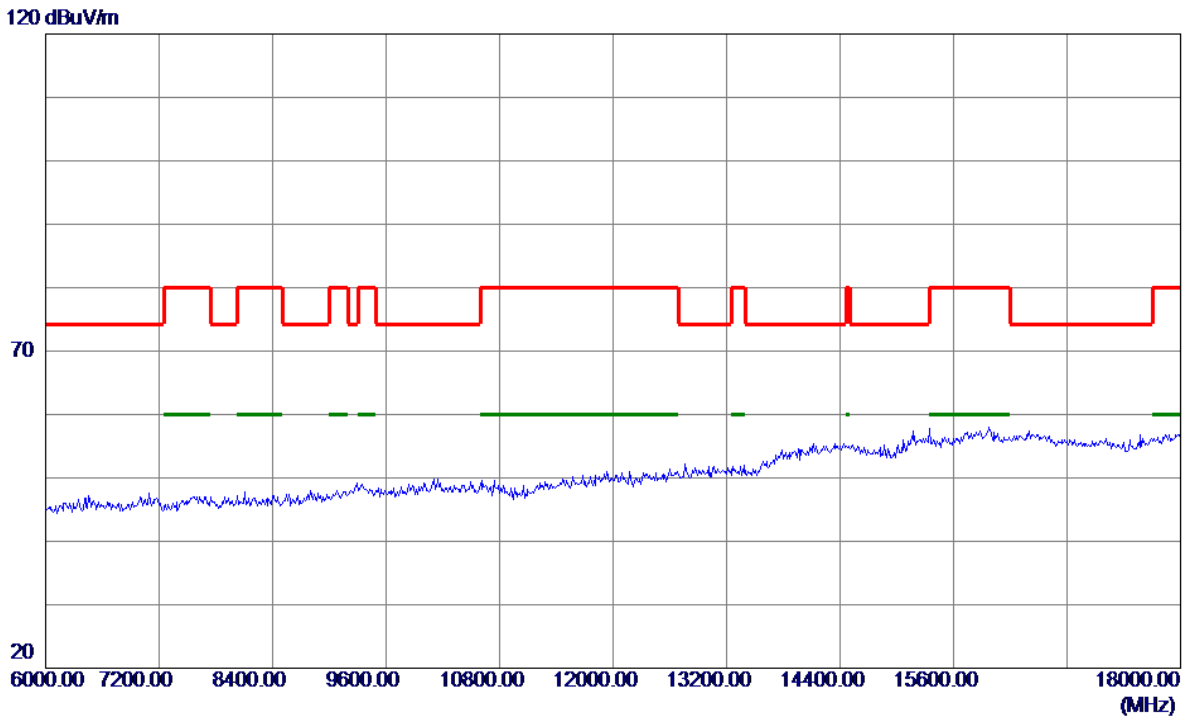
Horizontal



No.	Freq. MHz	Reading Level dBuV/m	Correct Factor dB	Measure ment dBuV/m	Limit dBuV/m	Margin dB	Detector	Comment
-----	--------------	----------------------------	-------------------------	---------------------------	-----------------	--------------	----------	---------

Orthogonal Axis :	X
Test Mode :	UNII-2A/ TX A Mode 5320MHz

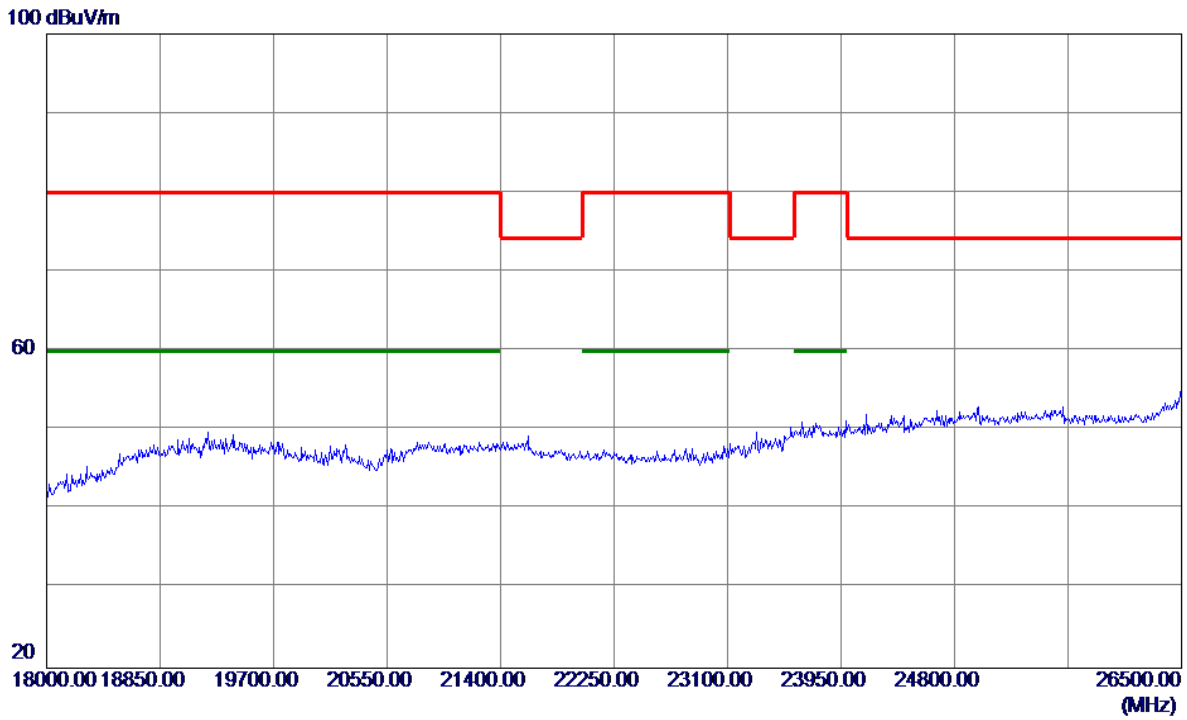
Horizontal



No.	Freq. MHz	Reading Level dBuV/m	Correct Factor dB	Measure ment dBuV/m	Limit dBuV/m	Margin dB	Detector	Comment
-----	--------------	----------------------------	-------------------------	---------------------------	-----------------	--------------	----------	---------

Orthogonal Axis :	X
Test Mode :	UNII-2A/ TX A Mode 5320MHz

Horizontal



No.	Freq. MHz	Reading Level dBuV/m	Correct Factor dB	Measure ment dBuV/m	Limit dBuV/m	Margin dB	Detector	Comment
-----	--------------	----------------------------	-------------------------	---------------------------	-----------------	--------------	----------	---------

Orthogonal Axis :	X
Test Mode :	UNII-2A/ TX A Mode 5320MHz

Horizontal

100 dBuV/m

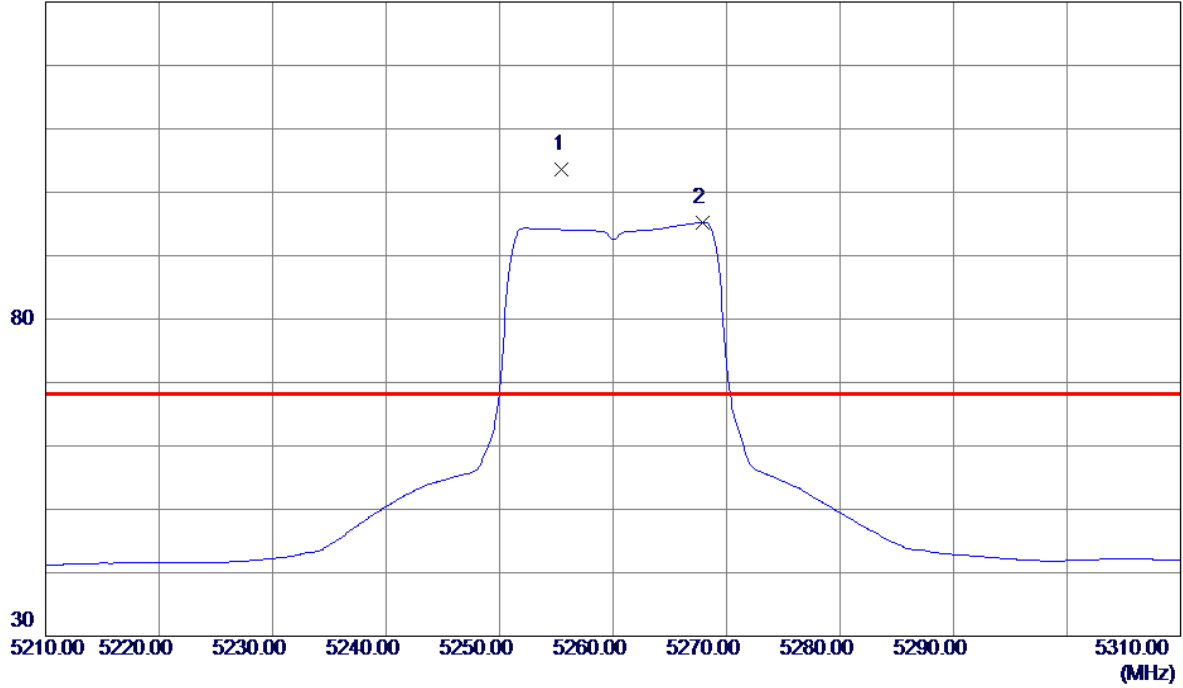


No.	Freq. MHz	Reading Level dBuV/m	Correct Factor dB	Measure ment dBuV/m	Limit dBuV/m	Margin dB	Detector	Comment
-----	--------------	----------------------------	-------------------------	---------------------------	-----------------	--------------	----------	---------

Orthogonal Axis :	X
Test Mode :	UNII-2A/ TX N20 Mode 5260MHz

Vertical

130 dBuV/m



No.	Freq. MHz	Reading Level dBuV/m	Correct Factor dB	Measure ment dBuV/m	Limit dBuV/m	Margin dB	Detector	Comment
1 *	5255.5000	61.92	41.64	103.56	68.30	35.26	Peak	No Limit
2	5267.9000	53.57	41.70	95.27	999.00	-903.73	AVG	No Limit

Orthogonal Axis :	X
Test Mode :	UNII-2A/ TX N20 Mode 5260MHz

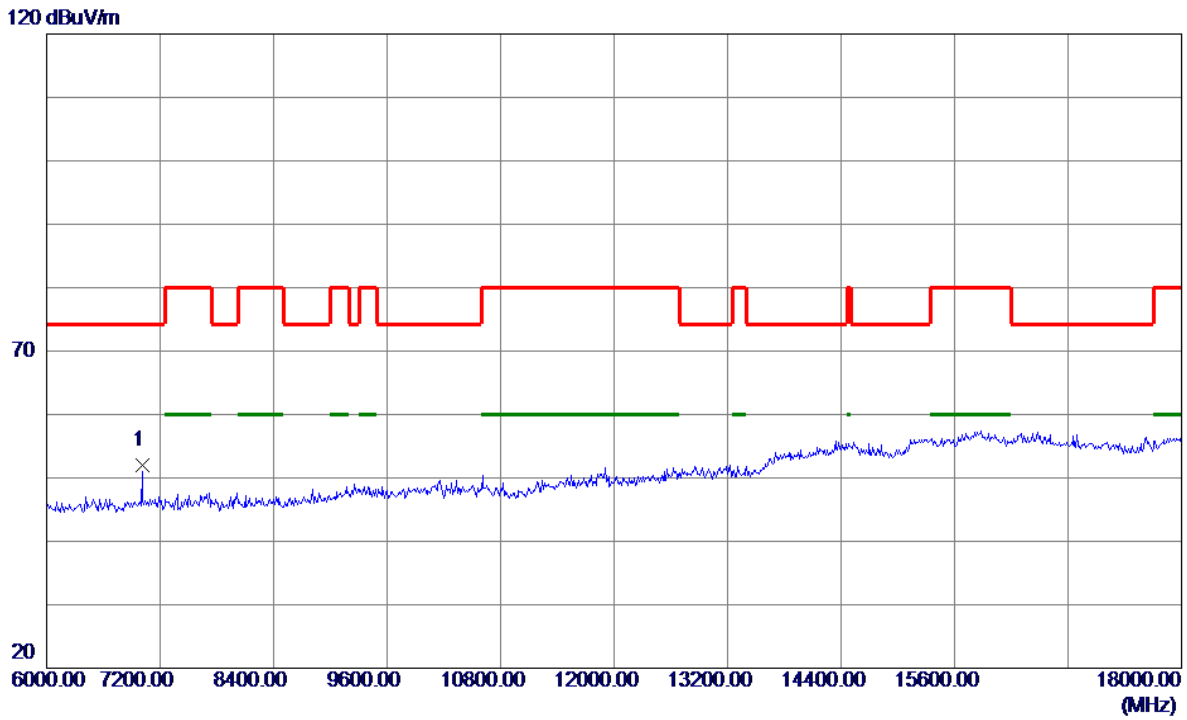
Vertical



No.	Freq. MHz	Reading Level dBuV/m	Correct Factor dB	Measure ment dBuV/m	Limit dBuV/m	Margin dB	Detector	Comment
-----	--------------	----------------------------	-------------------------	---------------------------	-----------------	--------------	----------	---------

Orthogonal Axis :	X
Test Mode :	UNII-2A/ TX N20 Mode 5260MHz

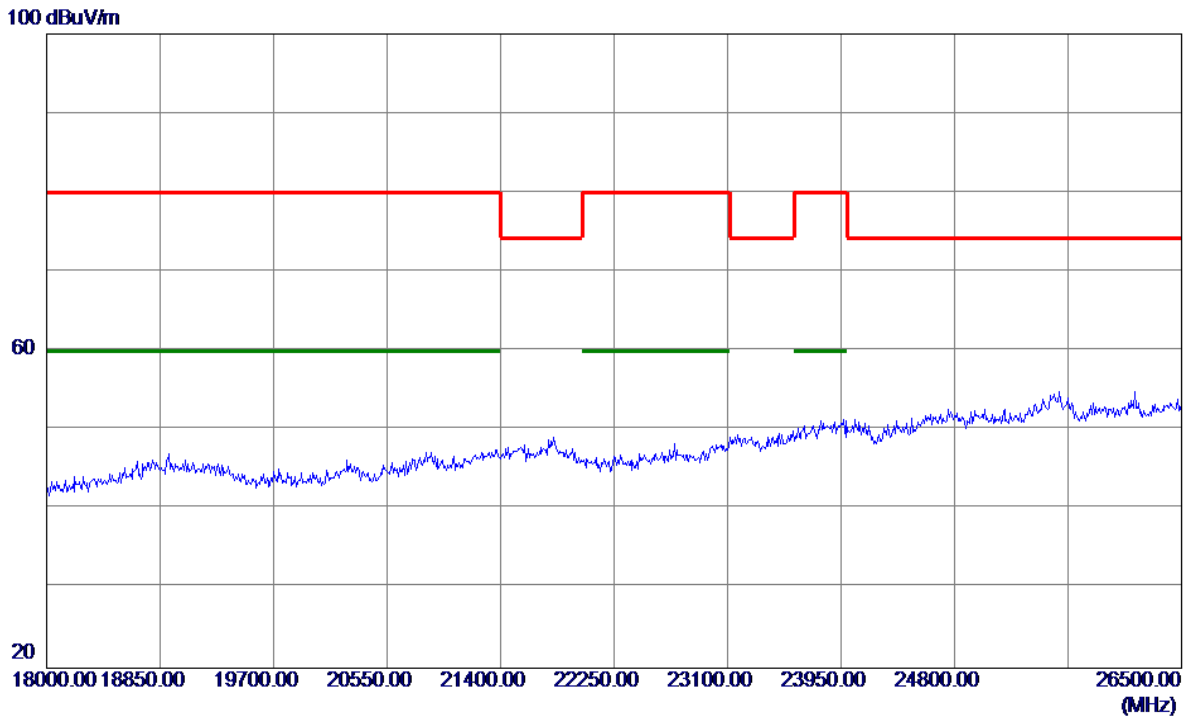
Vertical



No.	Freq. MHz	Reading Level dBuV/m	Correct Factor dB	Measure ment dBuV/m	Limit dBuV/m	Margin dB	Detector	Comment
1 *	7013.2500	38.96	12.99	51.95	74.30	-22.35	Peak	

Orthogonal Axis :	X
Test Mode :	UNII-2A/ TX N20 Mode 5260MHz

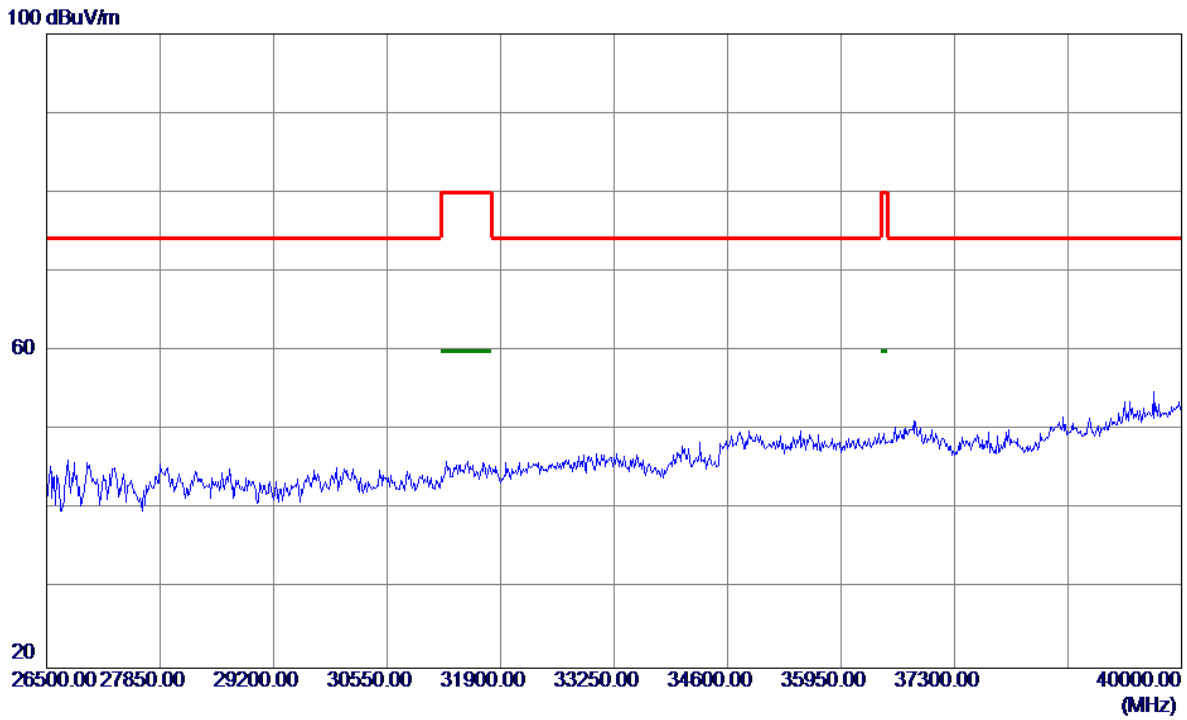
Vertical



No.	Freq. MHz	Reading Level dBuV/m	Correct Factor dB	Measure ment dBuV/m	Limit dBuV/m	Margin dB	Detector	Comment
-----	--------------	----------------------------	-------------------------	---------------------------	-----------------	--------------	----------	---------

Orthogonal Axis :	X
Test Mode :	UNII-2A/ TX N20 Mode 5260MHz

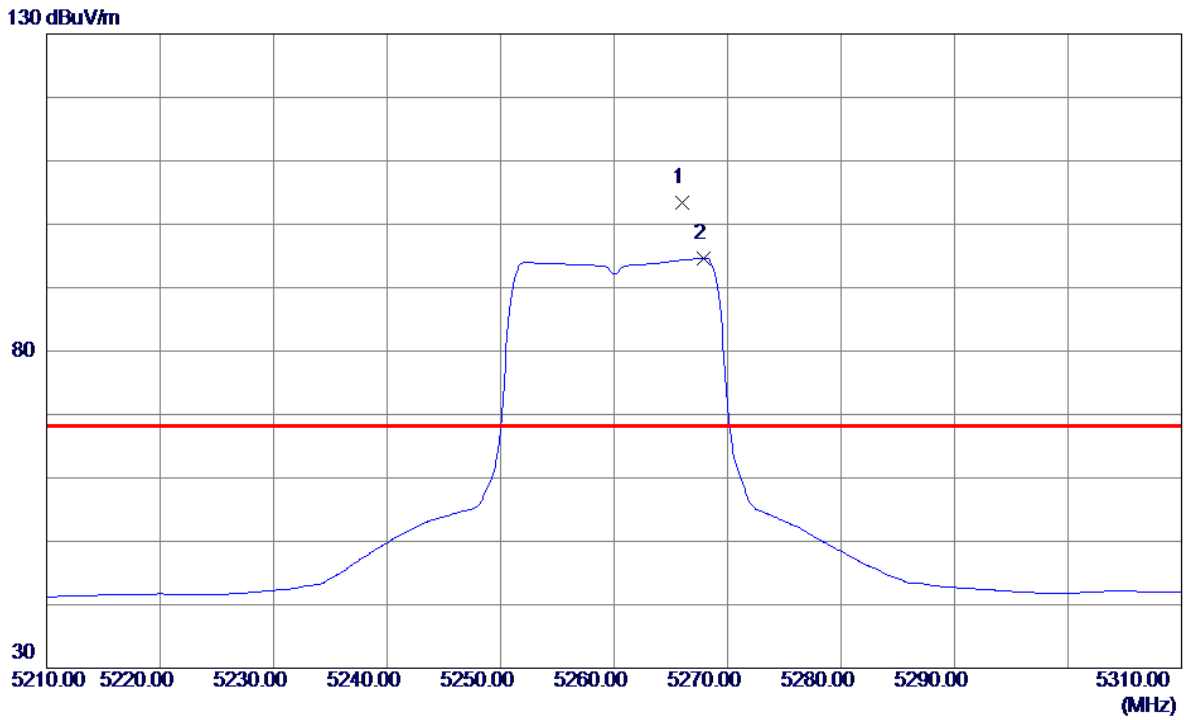
Vertical



No.	Freq. MHz	Reading Level dBuV/m	Correct Factor dB	Measure ment dBuV/m	Limit dBuV/m	Margin dB	Detector	Comment
-----	--------------	----------------------------	-------------------------	---------------------------	-----------------	--------------	----------	---------

Orthogonal Axis :	X
Test Mode :	UNII-2A/ TX N20 Mode 5260MHz

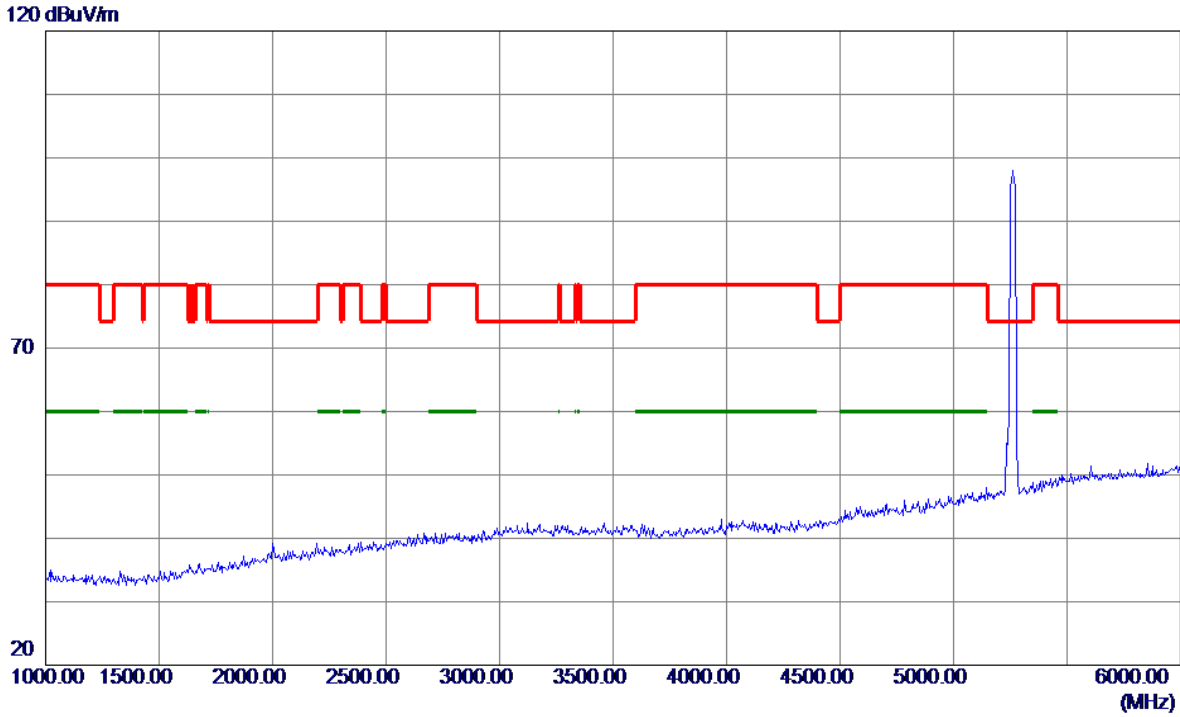
Horizontal



No.	Freq. MHz	Reading Level dBuV/m	Correct Factor dB	Measure ment dBuV/m	Limit dBuV/m	Margin dB	Detector	Comment
1 *	5266.0000	61.71	41.69	103.40	68.30	35.10	Peak	No Limit
2	5267.9000	52.96	41.70	94.66	999.00	-904.34	AVG	No Limit

Orthogonal Axis :	X
Test Mode :	UNII-2A/ TX N20 Mode 5260MHz

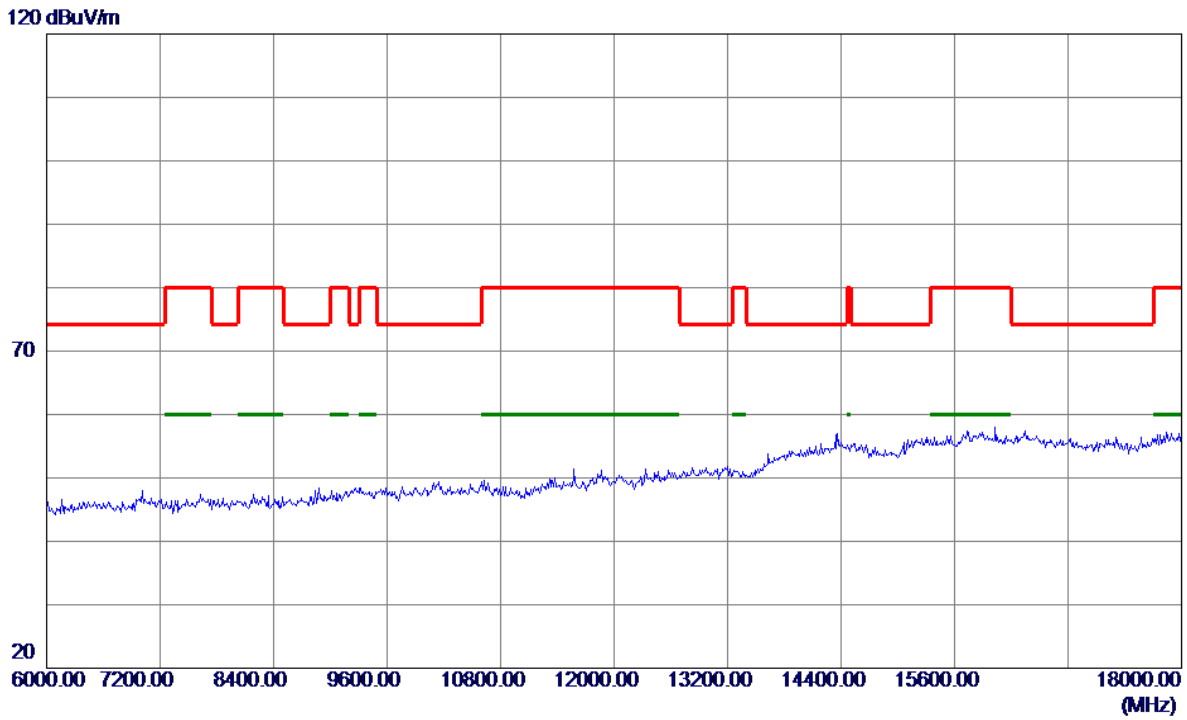
Horizontal



No.	Freq. MHz	Reading Level dBuV/m	Correct Factor dB	Measure ment dBuV/m	Limit dBuV/m	Margin dB	Detector	Comment
-----	--------------	----------------------------	-------------------------	---------------------------	-----------------	--------------	----------	---------

Orthogonal Axis :	X
Test Mode :	UNII-2A/ TX N20 Mode 5260MHz

Horizontal

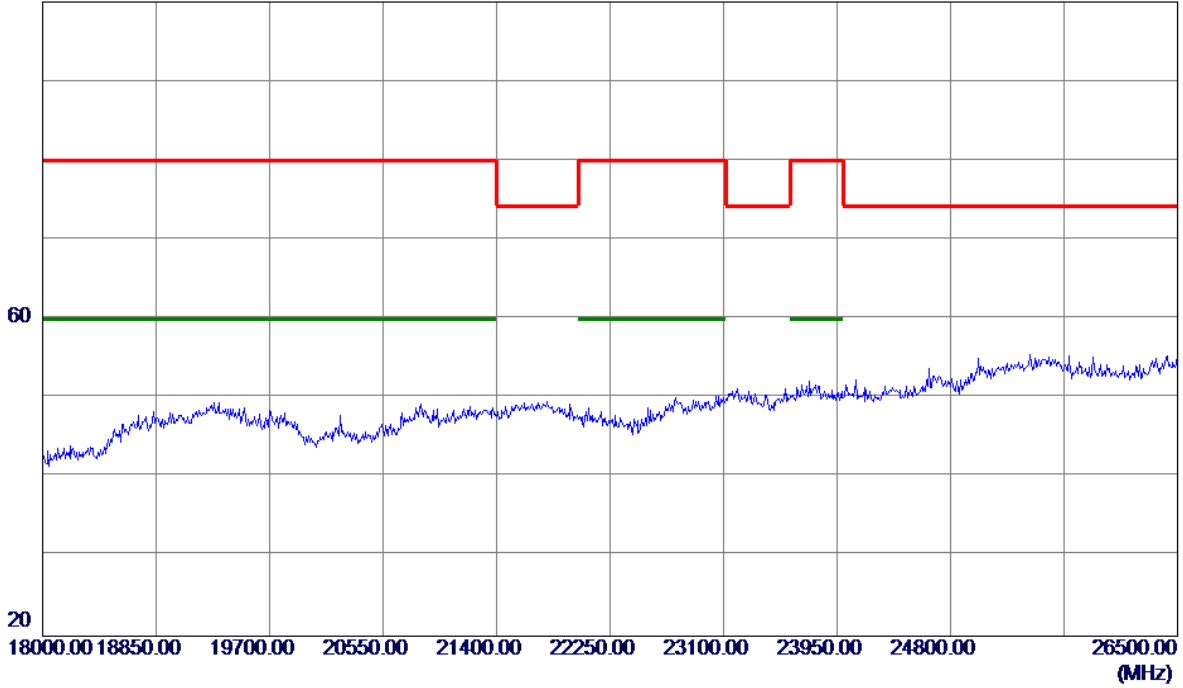


No.	Freq. MHz	Reading Level dBuV/m	Correct Factor dB	Measure ment dBuV/m	Limit dBuV/m	Margin dB	Detector	Comment
-----	--------------	----------------------------	-------------------------	---------------------------	-----------------	--------------	----------	---------

Orthogonal Axis :	X
Test Mode :	UNII-2A/ TX N20 Mode 5260MHz

Horizontal

100 dBuV/m

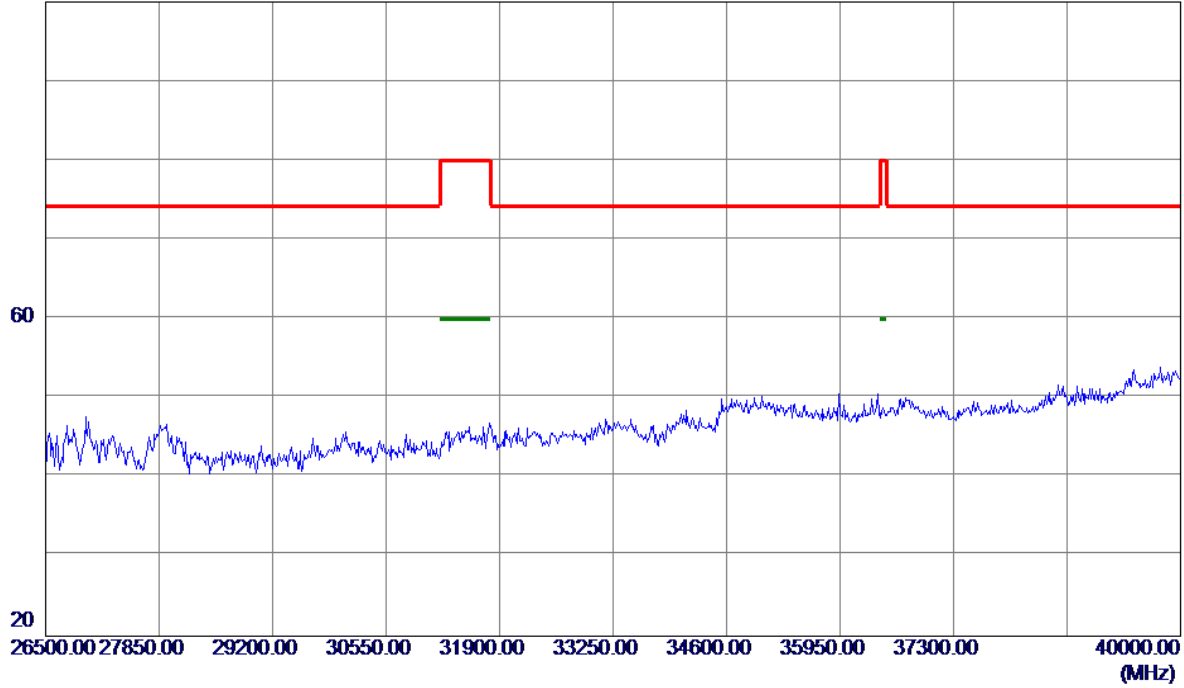


No.	Freq. MHz	Reading Level dBuV/m	Correct Factor dB	Measure ment dBuV/m	Limit dBuV/m	Margin dB	Detector	Comment
-----	--------------	----------------------------	-------------------------	---------------------------	-----------------	--------------	----------	---------

Orthogonal Axis :	X
Test Mode :	UNII-2A/ TX N20 Mode 5260MHz

Horizontal

100 dBuV/m

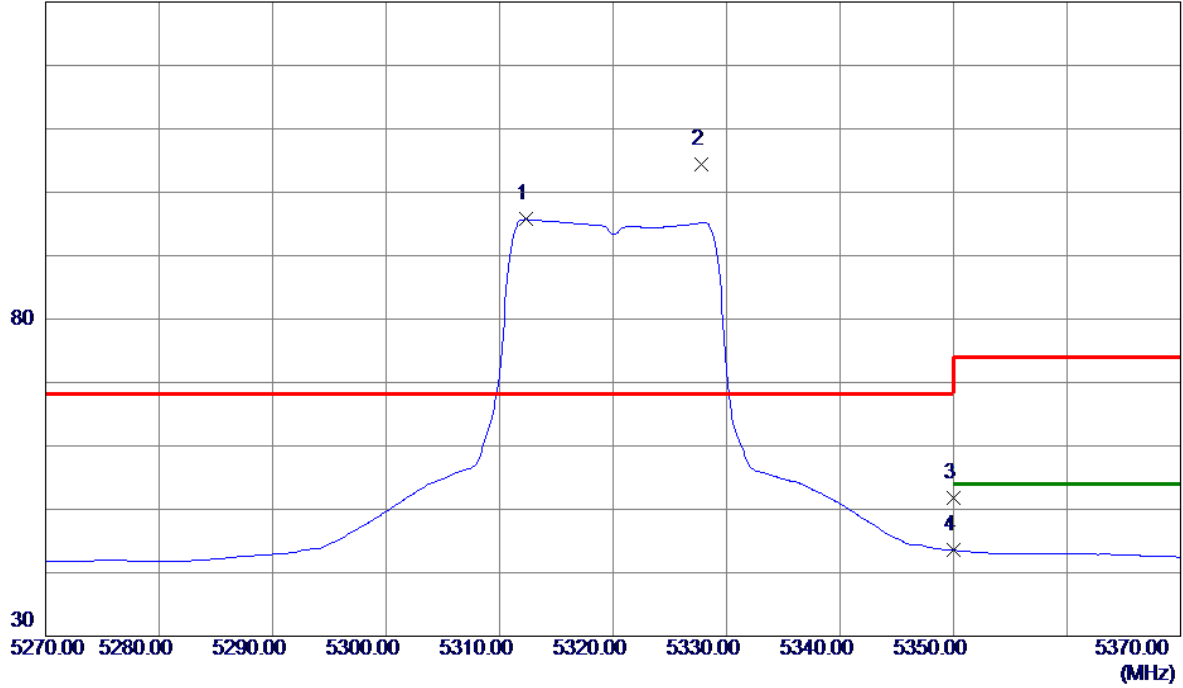


No.	Freq. MHz	Reading Level dBuV/m	Correct Factor dB	Measure ment dBuV/m	Limit dBuV/m	Margin dB	Detector	Comment
-----	--------------	----------------------------	-------------------------	---------------------------	-----------------	--------------	----------	---------

Orthogonal Axis :	X
Test Mode :	UNII-2A/ TX N20 Mode 5320MHz

Vertical

130 dBuV/m

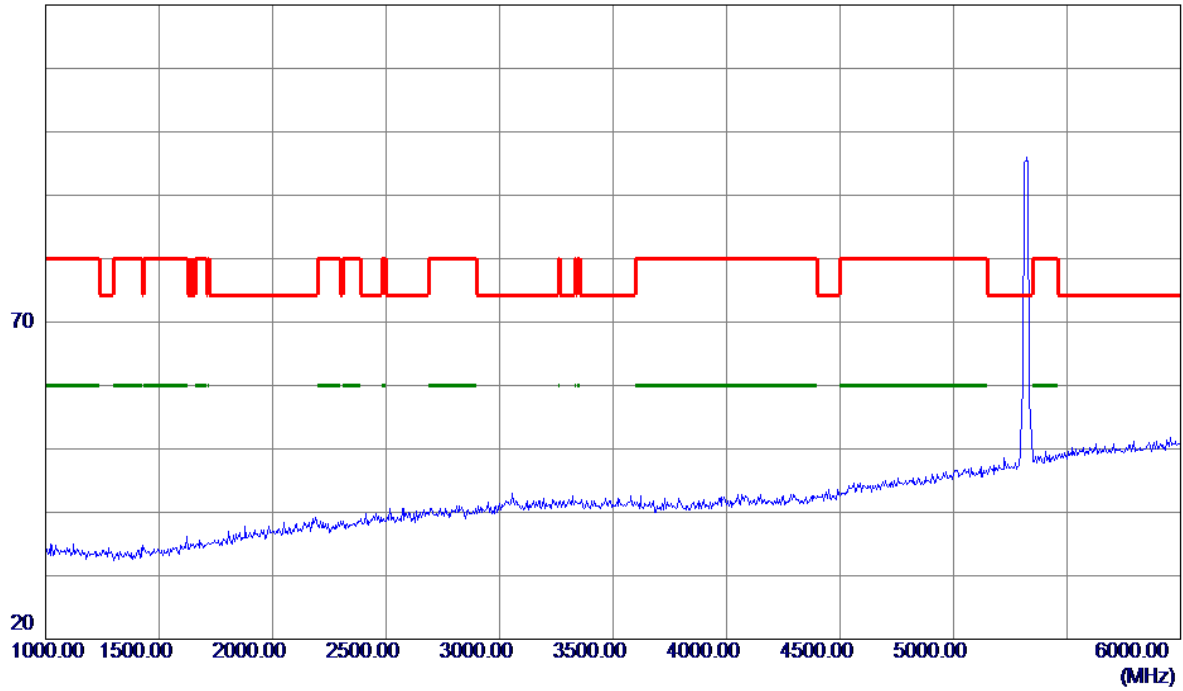


No.	Freq. MHz	Reading Level dBuV/m	Correct Factor dB	Measure ment dBuV/m	Limit dBuV/m	Margin dB	Detector	Comment
1	5312.3000	53.79	41.93	95.72	999.00	-903.28	AVG	No Limit
2 *	5327.8000	62.35	42.01	104.36	68.30	36.06	Peak	No Limit
3	5350.0000	9.73	42.12	51.85	74.00	-22.15	Peak	
4	5350.0000	1.42	42.12	43.54	999.00	-955.46	AVG	

Orthogonal Axis :	X
Test Mode :	UNII-2A/ TX N20 Mode 5320MHz

Vertical

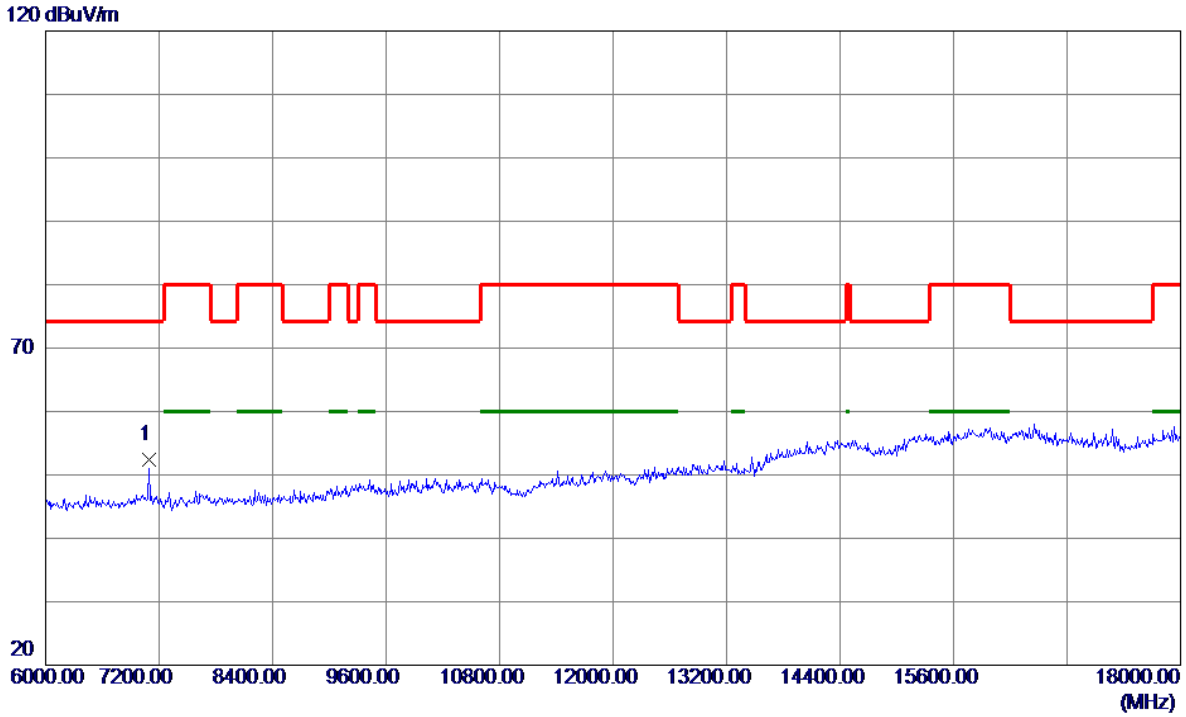
120 dBuV/m



No.	Freq. MHz	Reading Level dBuV/m	Correct Factor dB	Measure ment dBuV/m	Limit dBuV/m	Margin dB	Detector	Comment
-----	--------------	----------------------------	-------------------------	---------------------------	-----------------	--------------	----------	---------

Orthogonal Axis :	X
Test Mode :	UNII-2A/ TX N20 Mode 5320MHz

Vertical

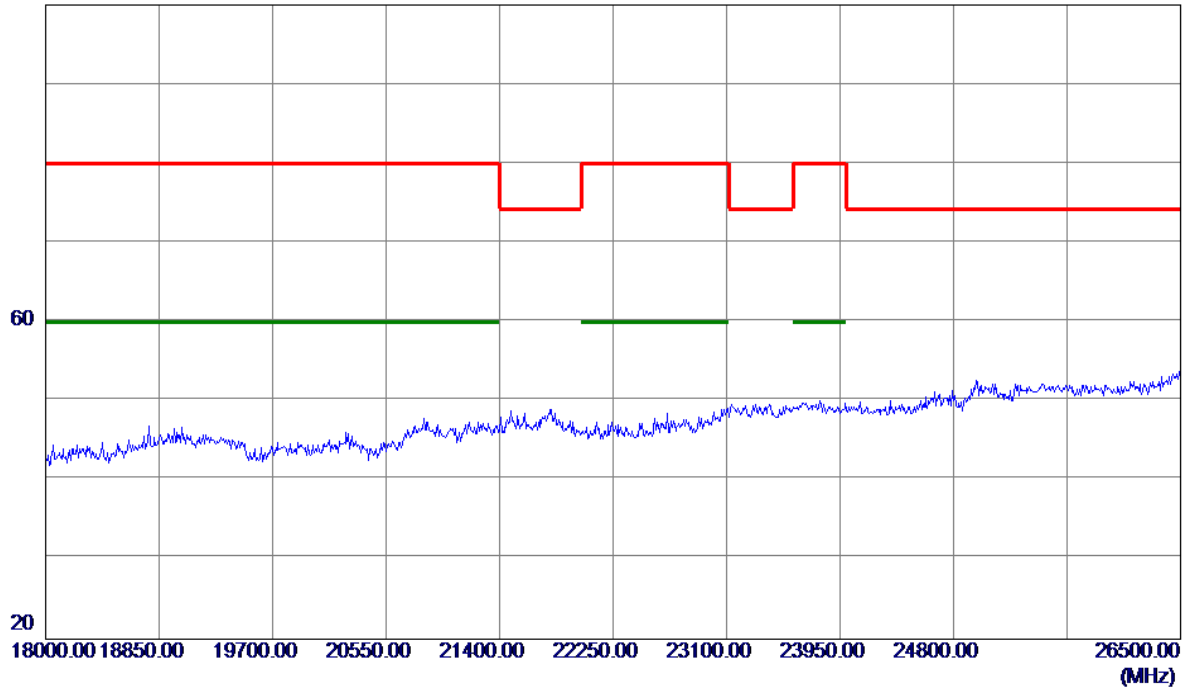


No.	Freq. MHz	Reading Level dBuV/m	Correct Factor dB	Measure ment dBuV/m	Limit dBuV/m	Margin dB	Detector	Comment
1 *	7093.4300	39.44	13.05	52.49	74.30	-21.81	Peak	

Orthogonal Axis :	X
Test Mode :	UNII-2A/ TX N20 Mode 5320MHz

Vertical

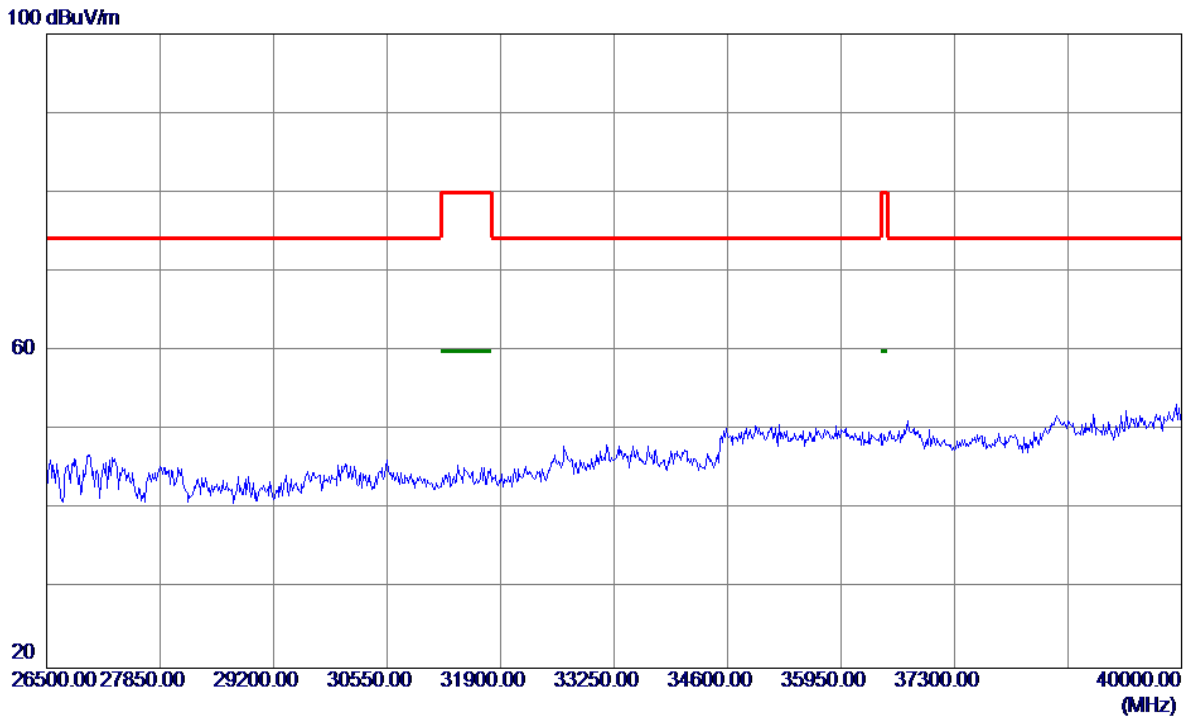
100 dBuV/m



No.	Freq. MHz	Reading Level dBuV/m	Correct Factor dB	Measure ment dBuV/m	Limit dBuV/m	Margin dB	Detector	Comment
-----	--------------	----------------------------	-------------------------	---------------------------	-----------------	--------------	----------	---------

Orthogonal Axis :	X
Test Mode :	UNII-2A/ TX N20 Mode 5320MHz

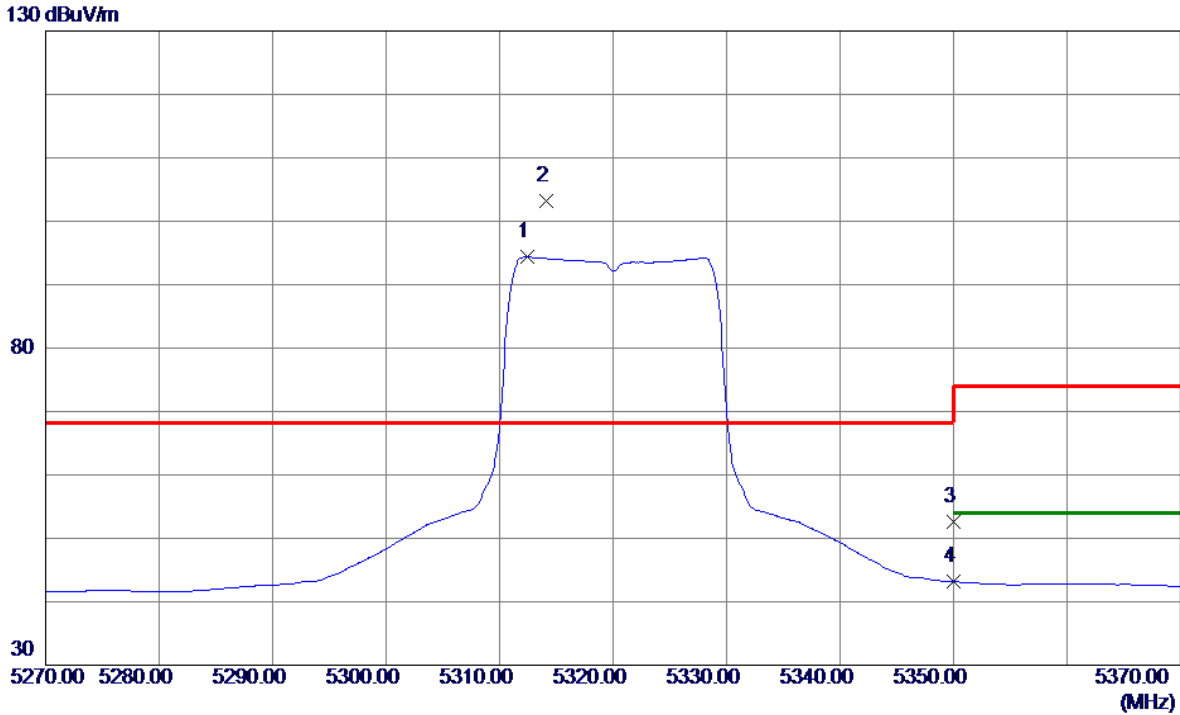
Vertical



No.	Freq. MHz	Reading Level dBuV/m	Correct Factor dB	Measure ment dBuV/m	Limit dBuV/m	Margin dB	Detector	Comment
-----	--------------	----------------------------	-------------------------	---------------------------	-----------------	--------------	----------	---------

Orthogonal Axis :	X
Test Mode :	UNII-2A/ TX N20 Mode 5320MHz

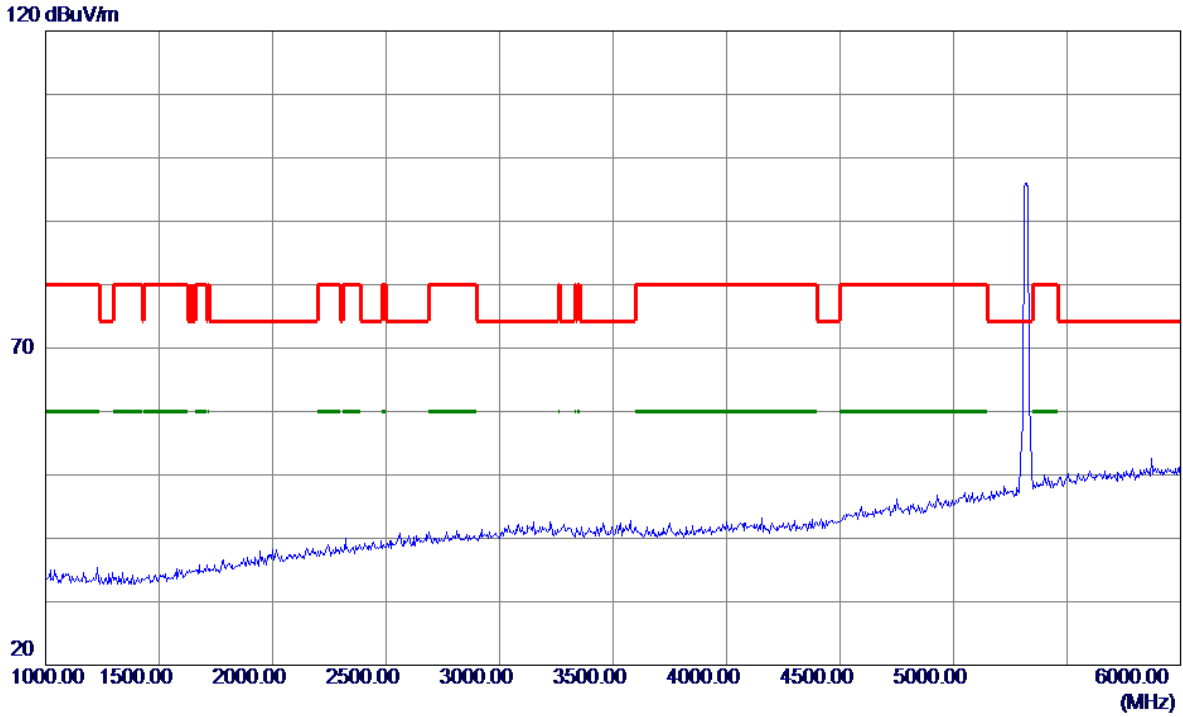
Horizontal



No.	Freq. MHz	Reading Level dBuV/m	Correct Factor dB	Measure ment dBuV/m	Limit dBuV/m	Margin dB	Detector	Comment
1	5312.4000	52.42	41.93	94.35	999.00	-904.65	AVG	No Limit
2 *	5314.1000	61.22	41.94	103.16	68.30	34.86	Peak	No Limit
3	5350.0000	10.52	42.12	52.64	74.00	-21.36	Peak	
4	5350.0000	1.05	42.12	43.17	999.00	-955.83	AVG	

Orthogonal Axis :	X
Test Mode :	UNII-2A/ TX N20 Mode 5320MHz

Horizontal

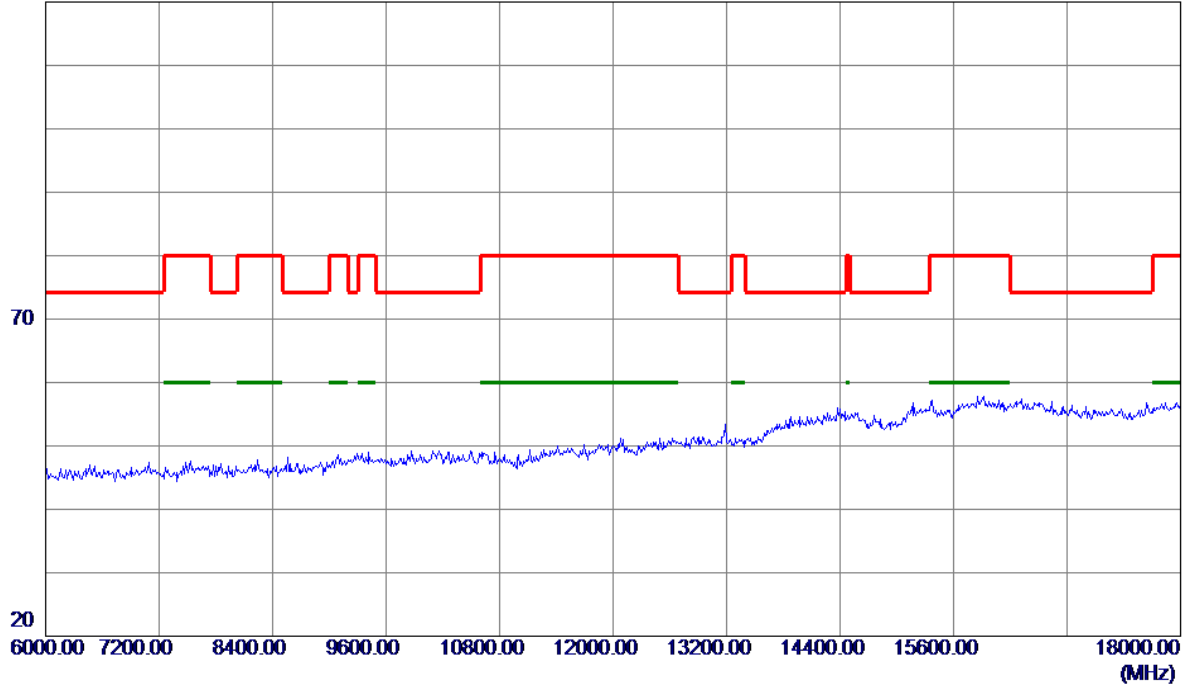


No.	Freq. MHz	Reading Level dBuV/m	Correct Factor dB	Measure ment dBuV/m	Limit dBuV/m	Margin dB	Detector	Comment
-----	--------------	----------------------------	-------------------------	---------------------------	-----------------	--------------	----------	---------

Orthogonal Axis :	X
Test Mode :	UNII-2A/ TX N20 Mode 5320MHz

Horizontal

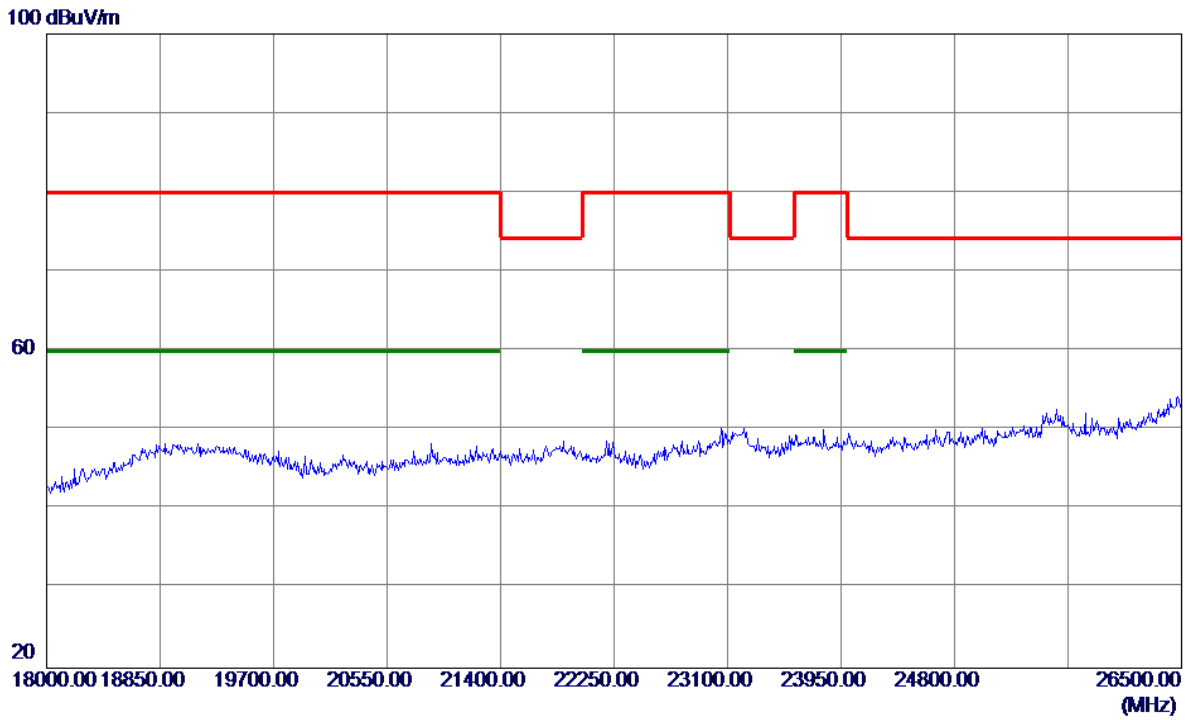
120 dBuV/m



No.	Freq. MHz	Reading Level dBuV/m	Correct Factor dB	Measure ment dBuV/m	Limit dBuV/m	Margin dB	Detector	Comment
-----	--------------	----------------------------	-------------------------	---------------------------	-----------------	--------------	----------	---------

Orthogonal Axis :	X
Test Mode :	UNII-2A/ TX N20 Mode 5320MHz

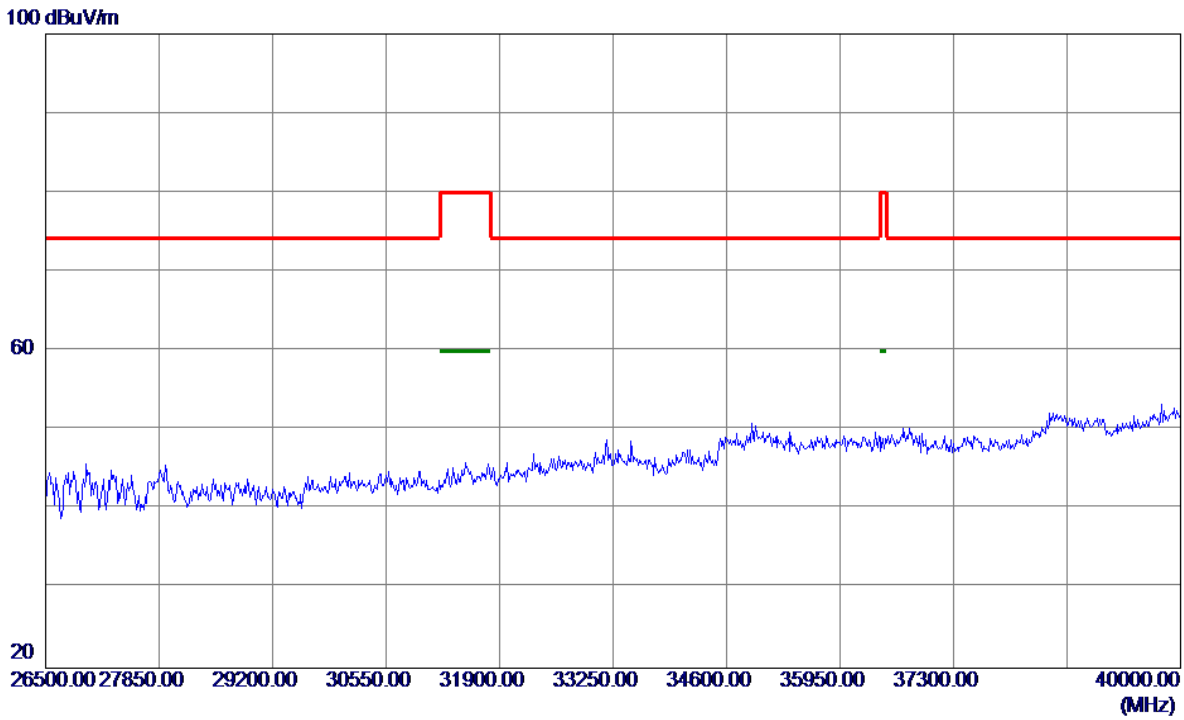
Horizontal



No.	Freq. MHz	Reading Level dBuV/m	Correct Factor dB	Measure ment dBuV/m	Limit dBuV/m	Margin dB	Detector	Comment
-----	--------------	----------------------------	-------------------------	---------------------------	-----------------	--------------	----------	---------

Orthogonal Axis :	X
Test Mode :	UNII-2A/ TX N20 Mode 5320MHz

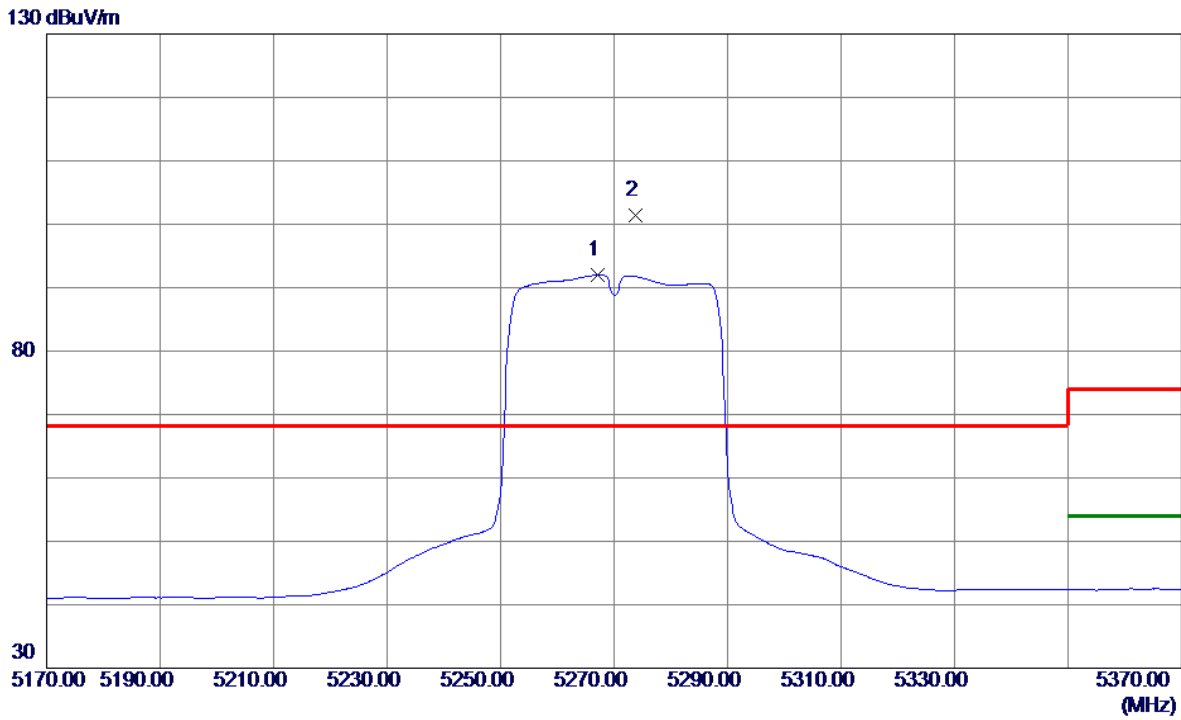
Horizontal



No.	Freq. MHz	Reading Level dBuV/m	Correct Factor dB	Measure ment dBuV/m	Limit dBuV/m	Margin dB	Detector	Comment
-----	--------------	----------------------------	-------------------------	---------------------------	-----------------	--------------	----------	---------

Orthogonal Axis :	X
Test Mode :	UNII-2A/ TX N40 Mode 5270MHz

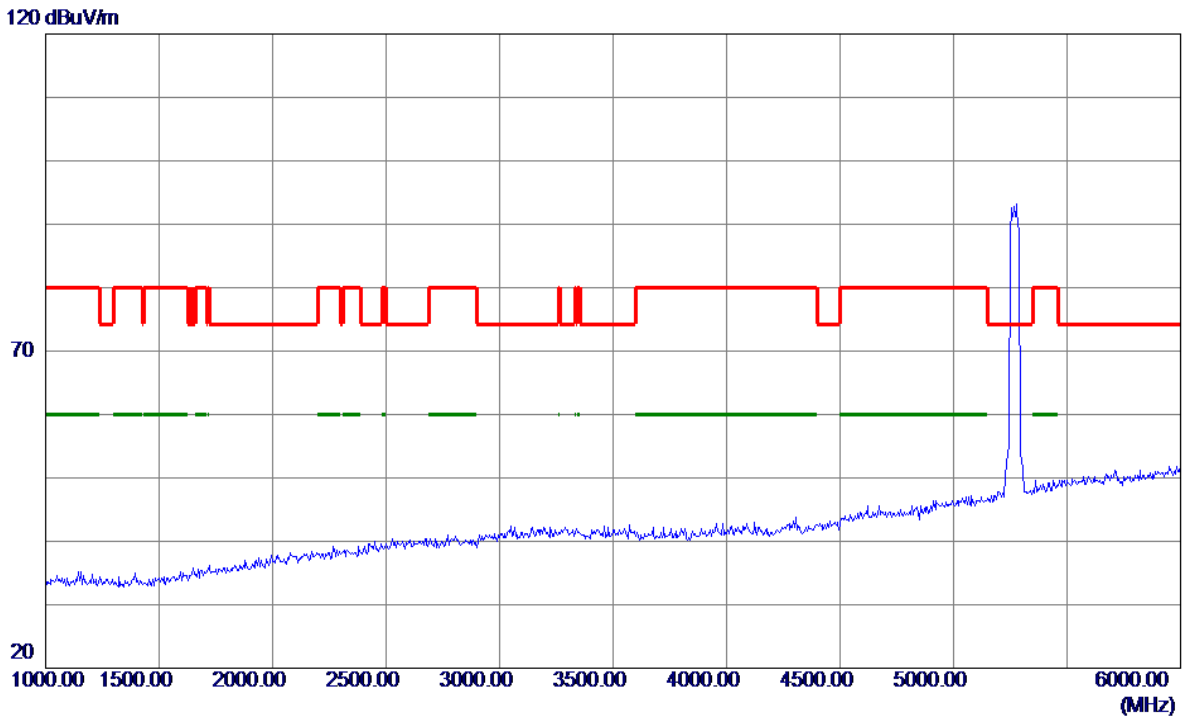
Vertical



No.	Freq. MHz	Reading Level dBuV/m	Correct Factor dB	Measure ment dBuV/m	Limit dBuV/m	Margin dB	Detector	Comment
1	5267.2000	50.31	41.70	92.01	999.00	-906.99	AVG	No Limit
2 *	5273.8000	59.64	41.73	101.37	68.30	33.07	Peak	No Limit

Orthogonal Axis :	X
Test Mode :	UNII-2A/ TX N40 Mode 5270MHz

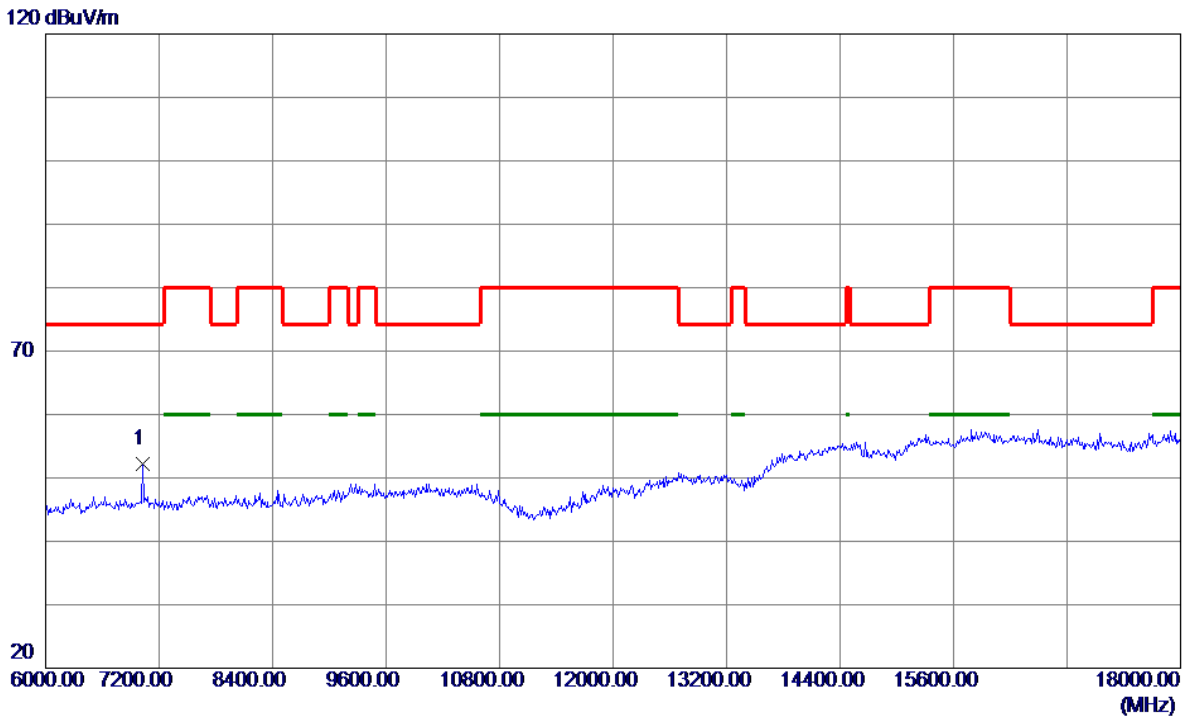
Vertical



No.	Freq. MHz	Reading Level dBuV/m	Correct Factor dB	Measure ment dBuV/m	Limit dBuV/m	Margin dB	Detector	Comment
-----	--------------	----------------------------	-------------------------	---------------------------	-----------------	--------------	----------	---------

Orthogonal Axis :	X
Test Mode :	UNII-2A/ TX N40 Mode 5270MHz

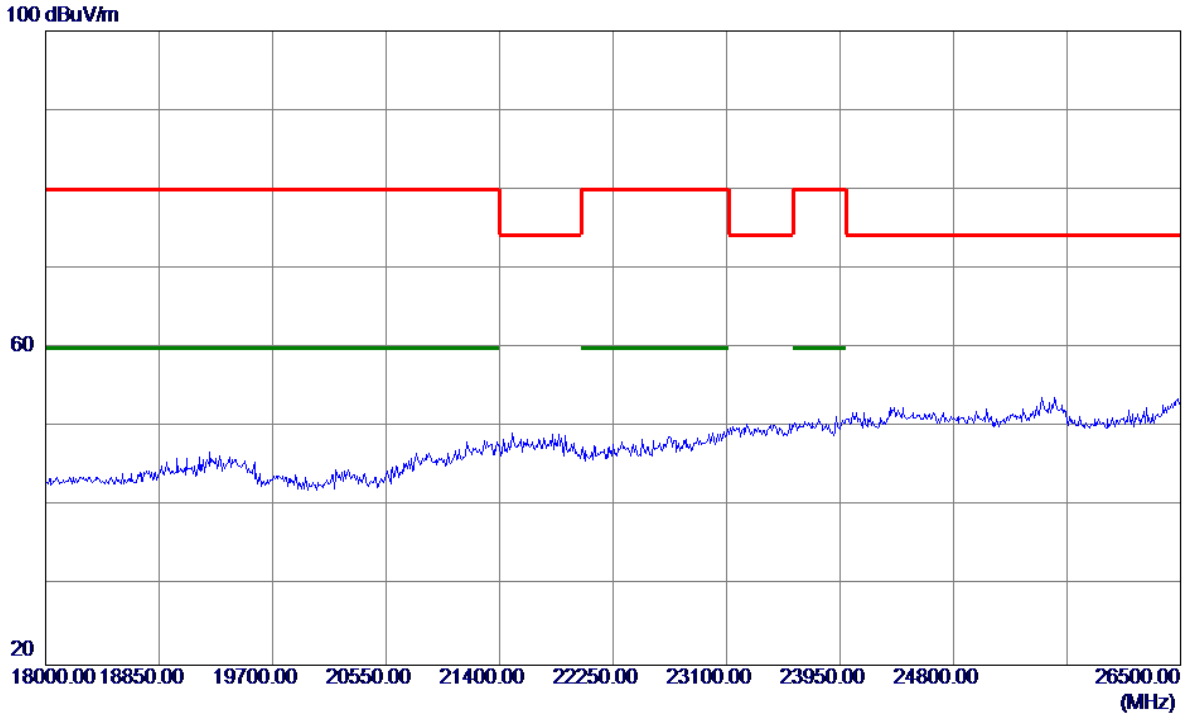
Vertical



No.	Freq. MHz	Reading Level dBuV/m	Correct Factor dB	Measure ment dBuV/m	Limit dBuV/m	Margin dB	Detector	Comment
1 *	7032.0000	39.13	13.00	52.13	74.30	-22.17	Peak	

Orthogonal Axis :	X
Test Mode :	UNII-2A/ TX N40 Mode 5270MHz

Vertical

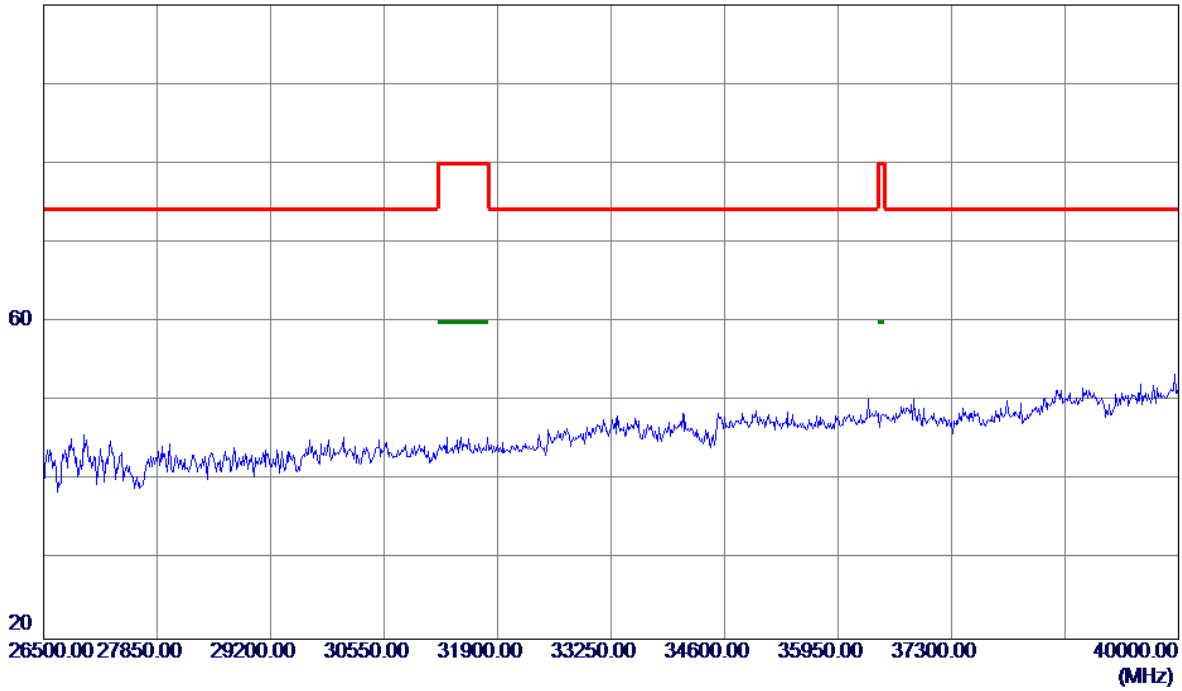


No.	Freq. MHz	Reading Level dBuV/m	Correct Factor dB	Measure ment dBuV/m	Limit dBuV/m	Margin dB	Detector	Comment
-----	--------------	----------------------------	-------------------------	---------------------------	-----------------	--------------	----------	---------

Orthogonal Axis :	X
Test Mode :	UNII-2A/ TX N40 Mode 5270MHz

Vertical

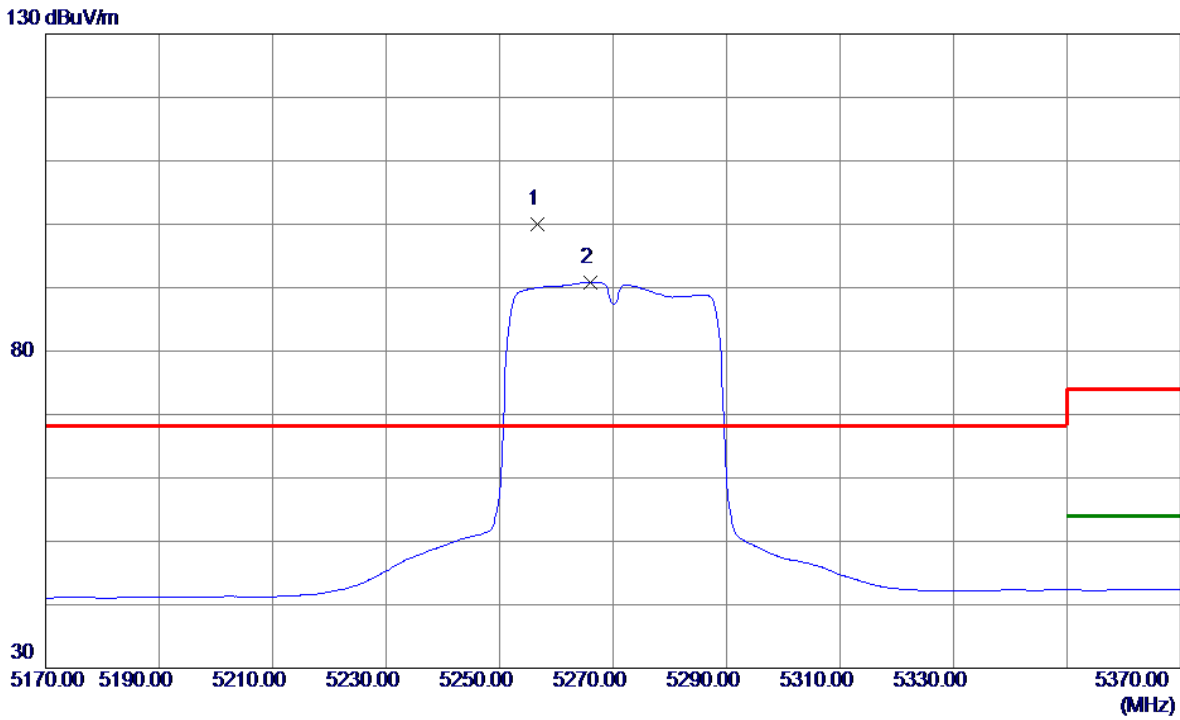
100 dBuV/m



No.	Freq. MHz	Reading Level dBuV/m	Correct Factor dB	Measure ment dBuV/m	Limit dBuV/m	Margin dB	Detector	Comment
-----	--------------	----------------------------	-------------------------	---------------------------	-----------------	--------------	----------	---------

Orthogonal Axis :	X
Test Mode :	UNII-2A/ TX N40 Mode 5270MHz

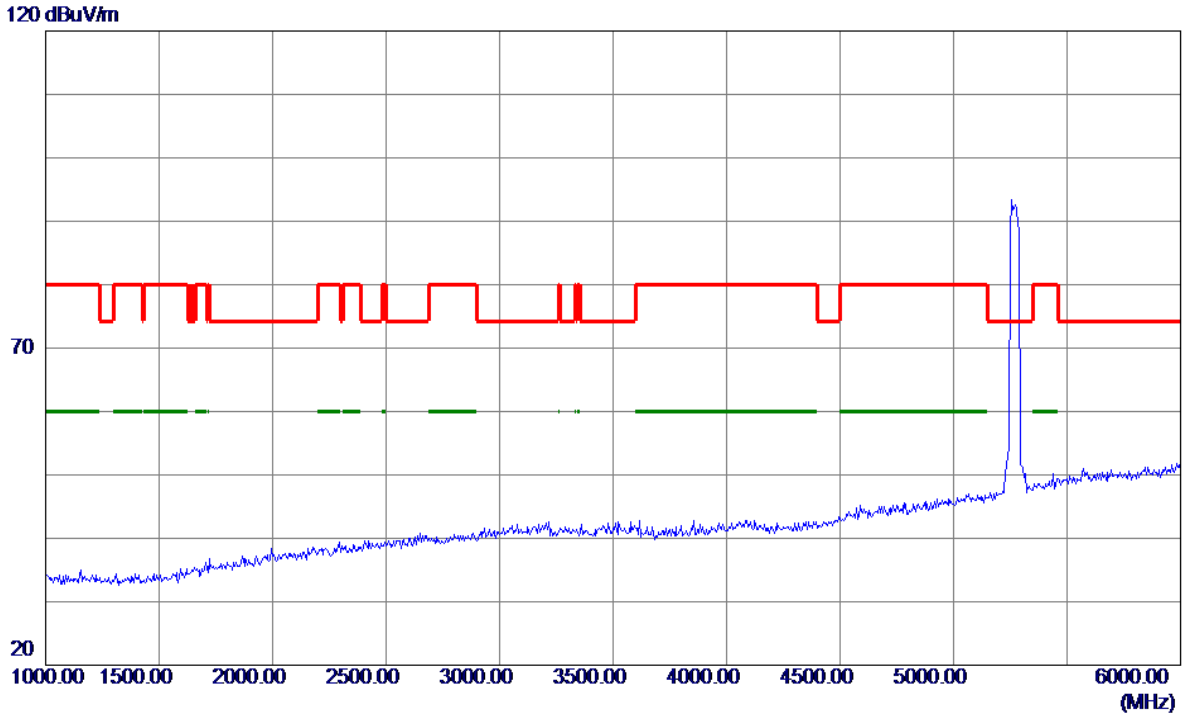
Horizontal



No.	Freq. MHz	Reading Level dBuV/m	Correct Factor dB	Measure ment dBuV/m	Limit dBuV/m	Margin dB	Detector	Comment
1 *	5256.6000	58.43	41.64	100.07	68.30	31.77	Peak	No Limit
2	5266.0000	49.15	41.69	90.84	999.00	-908.16	AVG	No Limit

Orthogonal Axis :	X
Test Mode :	UNII-2A/ TX N40 Mode 5270MHz

Horizontal

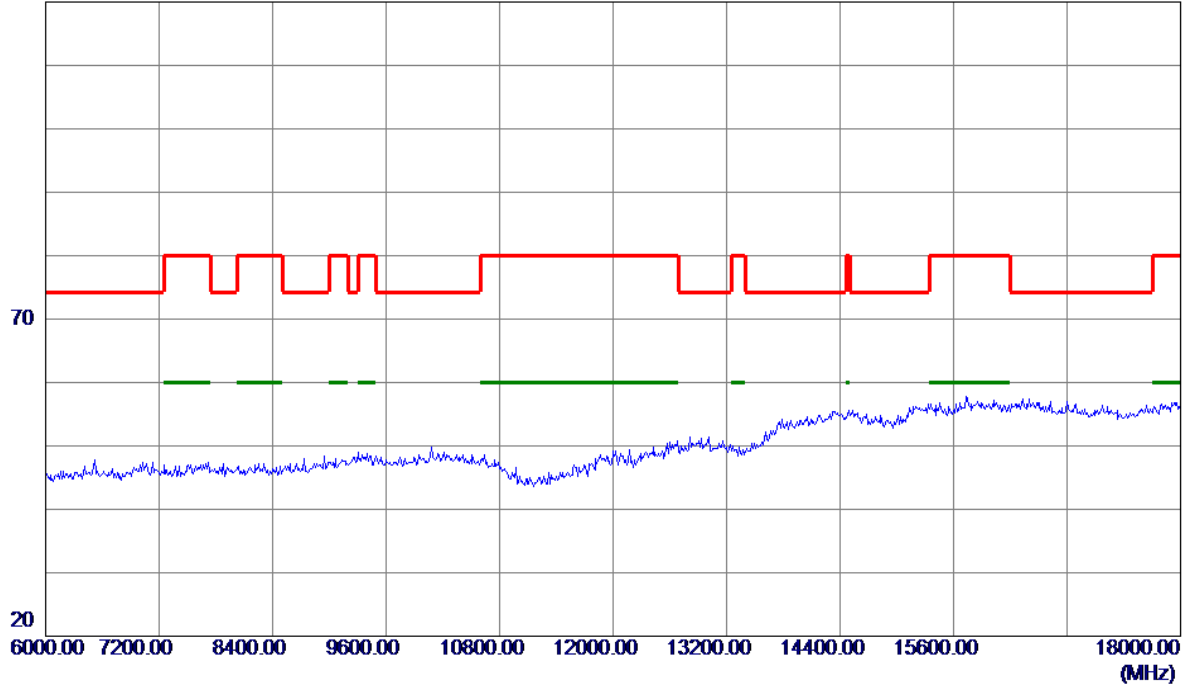


No.	Freq. MHz	Reading Level dBuV/m	Correct Factor dB	Measure ment dBuV/m	Limit dBuV/m	Margin dB	Detector	Comment
-----	--------------	----------------------------	-------------------------	---------------------------	-----------------	--------------	----------	---------

Orthogonal Axis :	X
Test Mode :	UNII-2A/ TX N40 Mode 5270MHz

Horizontal

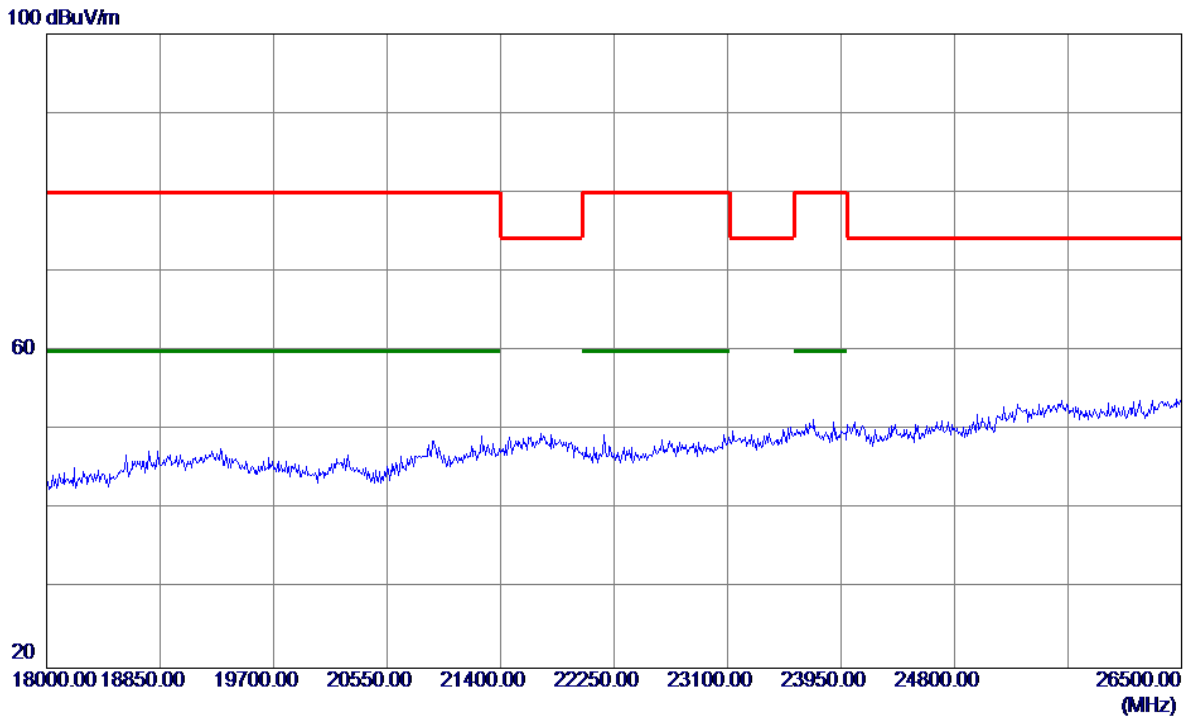
120 dBuV/m



No.	Freq. MHz	Reading Level dBuV/m	Correct Factor dB	Measure ment dBuV/m	Limit dBuV/m	Margin dB	Detector	Comment
-----	--------------	----------------------------	-------------------------	---------------------------	-----------------	--------------	----------	---------

Orthogonal Axis :	X
Test Mode :	UNII-2A/ TX N40 Mode 5270MHz

Horizontal

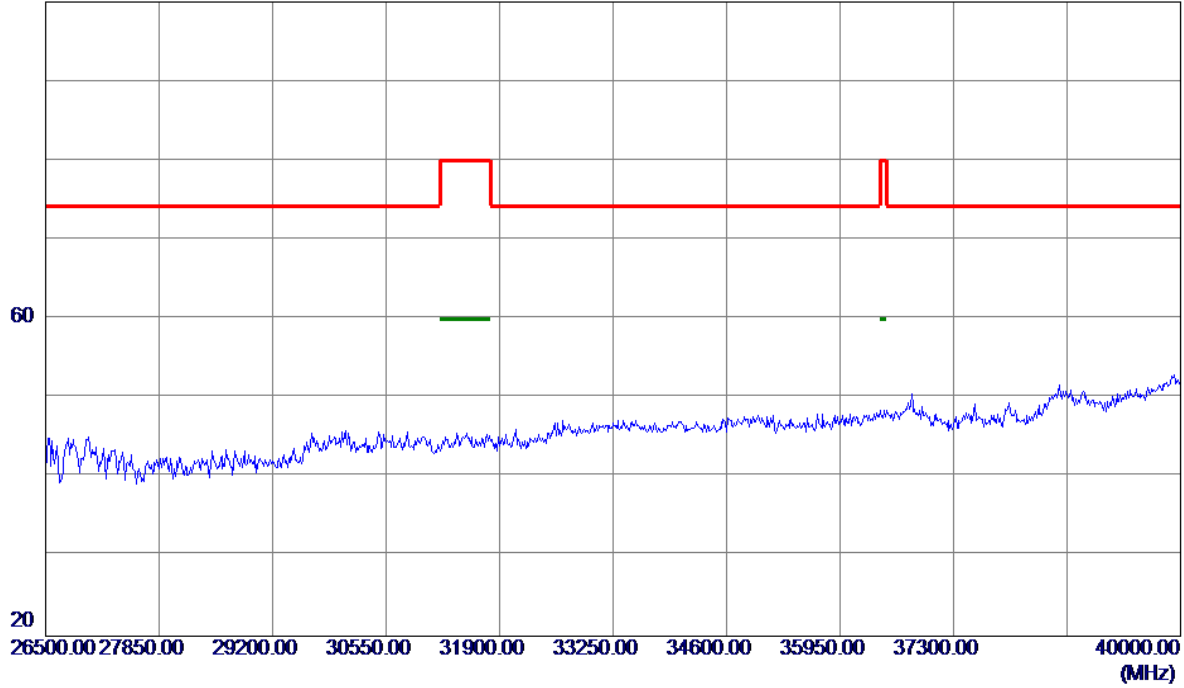


No.	Freq. MHz	Reading Level dBuV/m	Correct Factor dB	Measure ment dBuV/m	Limit dBuV/m	Margin dB	Detector	Comment
-----	--------------	----------------------------	-------------------------	---------------------------	-----------------	--------------	----------	---------

Orthogonal Axis :	X
Test Mode :	UNII-2A/ TX N40 Mode 5270MHz

Horizontal

100 dBuV/m

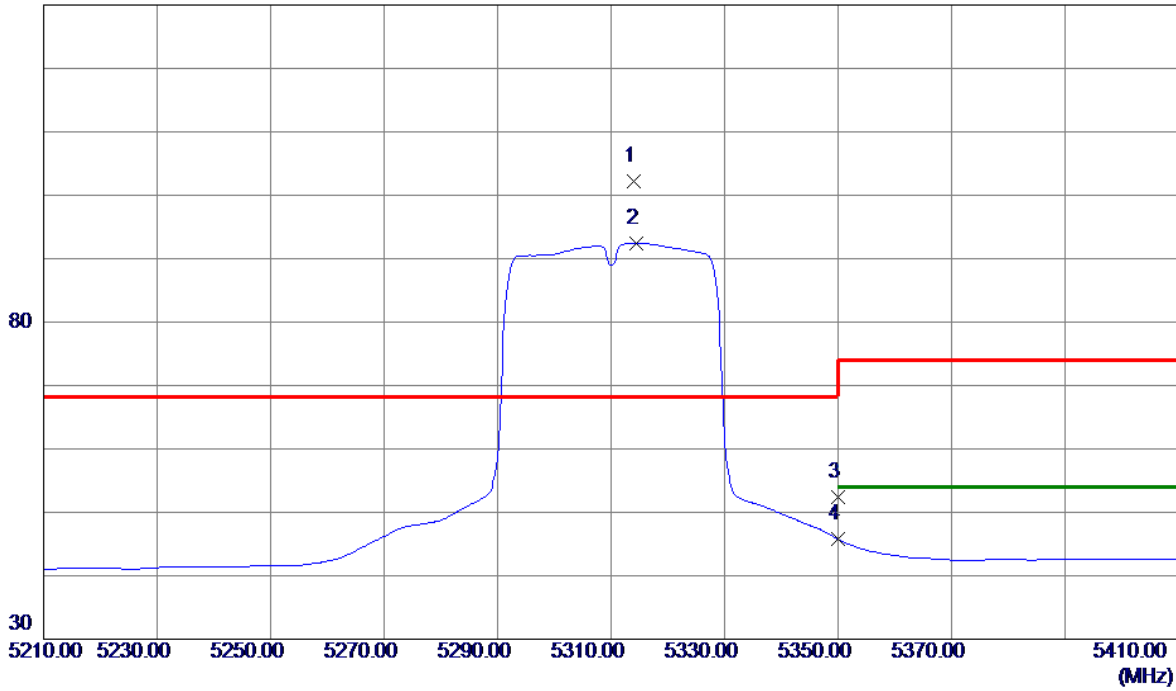


No.	Freq. MHz	Reading Level dBuV/m	Correct Factor dB	Measure ment dBuV/m	Limit dBuV/m	Margin dB	Detector	Comment
-----	--------------	----------------------------	-------------------------	---------------------------	-----------------	--------------	----------	---------

Orthogonal Axis :	X
Test Mode :	UNII-2A/ TX N40 Mode 5310MHz

Vertical

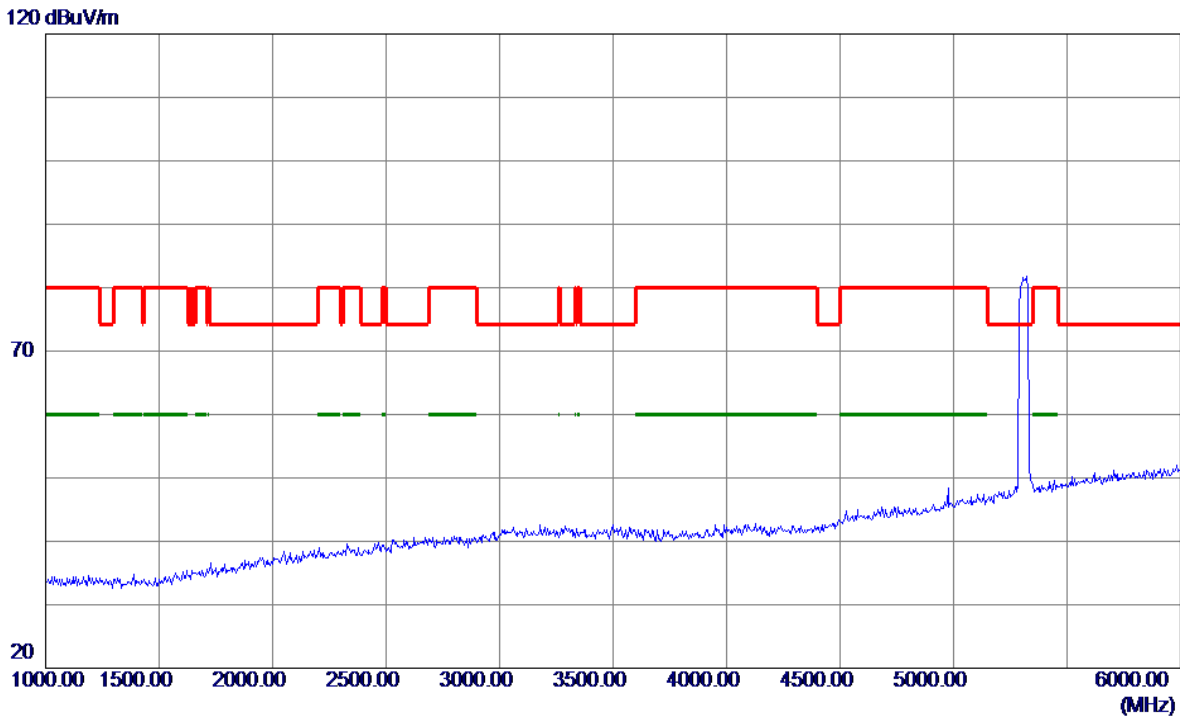
130 dBuV/m



No.	Freq. MHz	Reading Level dBuV/m	Correct Factor dB	Measure ment dBuV/m	Limit dBuV/m	Margin dB	Detector	Comment
1 *	5314.0000	60.25	41.94	102.19	68.30	33.89	Peak	No Limit
2	5314.4000	50.51	41.94	92.45	999.00	-906.55	AVG	No Limit
3	5350.0000	10.28	42.12	52.40	74.00	-21.60	Peak	
4	5350.0000	3.62	42.12	45.74	999.00	-953.26	AVG	

Orthogonal Axis :	X
Test Mode :	UNII-2A/ TX N40 Mode 5310MHz

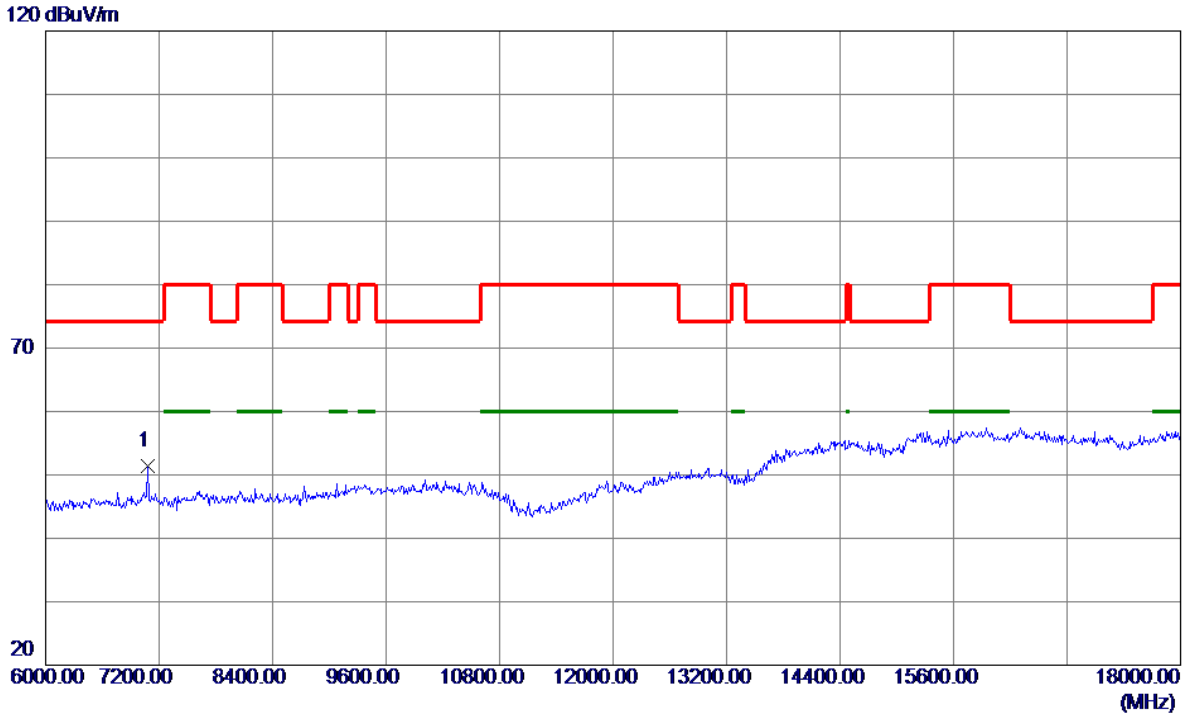
Vertical



No.	Freq. MHz	Reading Level dBuV/m	Correct Factor dB	Measure ment dBuV/m	Limit dBuV/m	Margin dB	Detector	Comment
-----	--------------	----------------------------	-------------------------	---------------------------	-----------------	--------------	----------	---------

Orthogonal Axis :	X
Test Mode :	UNII-2A/ TX N40 Mode 5310MHz

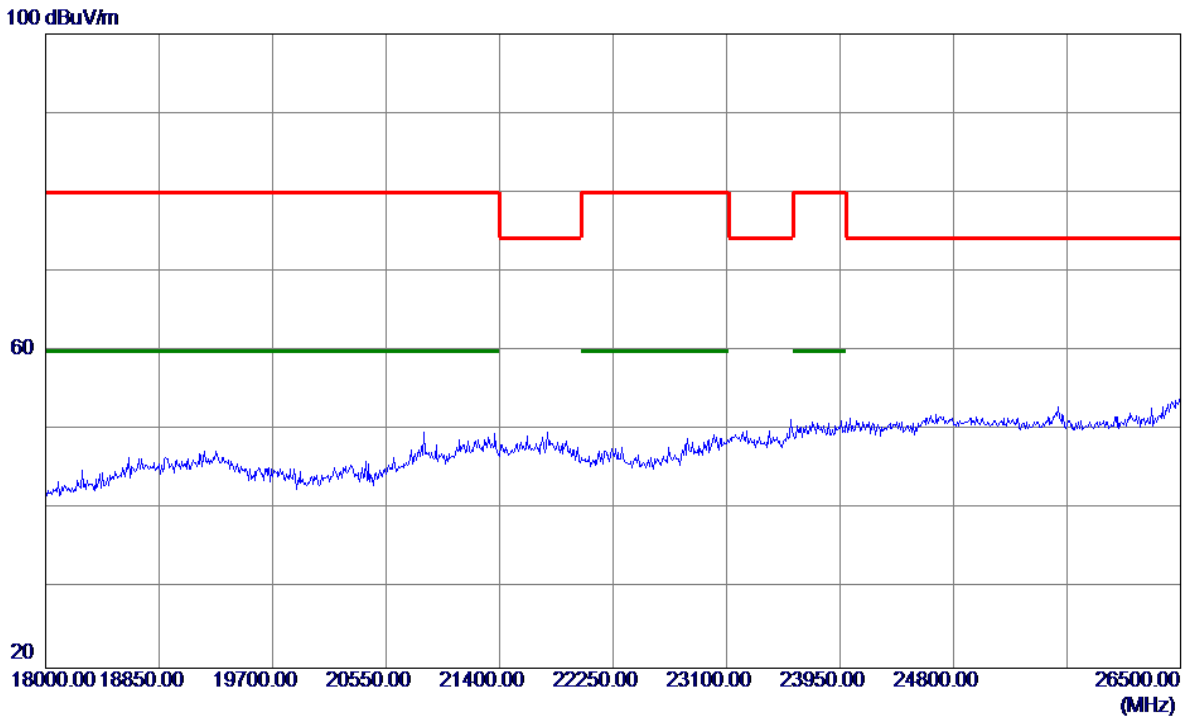
Vertical



No.	Freq. MHz	Reading Level dBuV/m	Correct Factor dB	Measure ment dBuV/m	Limit dBuV/m	Margin dB	Detector	Comment
1 *	7080.0000	38.31	13.04	51.35	74.30	-22.95	Peak	

Orthogonal Axis :	X
Test Mode :	UNII-2A/ TX N40 Mode 5310MHz

Vertical

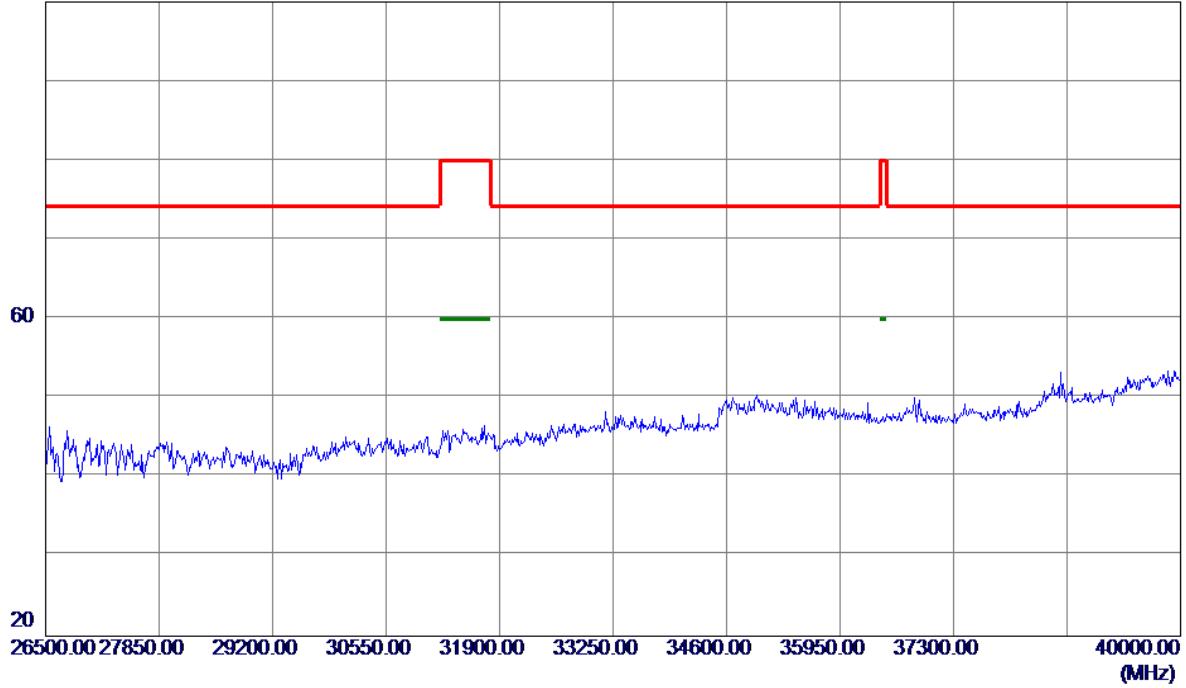


No.	Freq. MHz	Reading Level dBuV/m	Correct Factor dB	Measure ment dBuV/m	Limit dBuV/m	Margin dB	Detector	Comment
-----	--------------	----------------------------	-------------------------	---------------------------	-----------------	--------------	----------	---------

Orthogonal Axis :	X
Test Mode :	UNII-2A/ TX N40 Mode 5310MHz

Vertical

100 dBuV/m

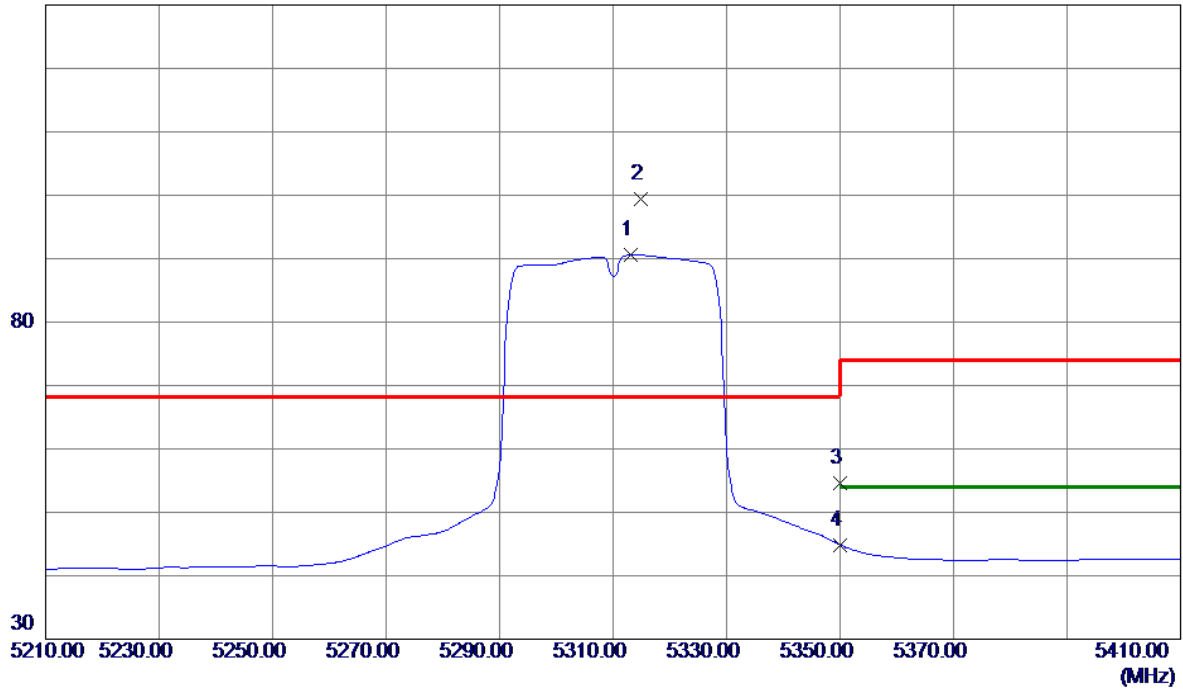


No.	Freq. MHz	Reading Level dBuV/m	Correct Factor dB	Measure ment dBuV/m	Limit dBuV/m	Margin dB	Detector	Comment
-----	--------------	----------------------------	-------------------------	---------------------------	-----------------	--------------	----------	---------

Orthogonal Axis :	X
Test Mode :	UNII-2A/ TX N40 Mode 5310MHz

Horizontal

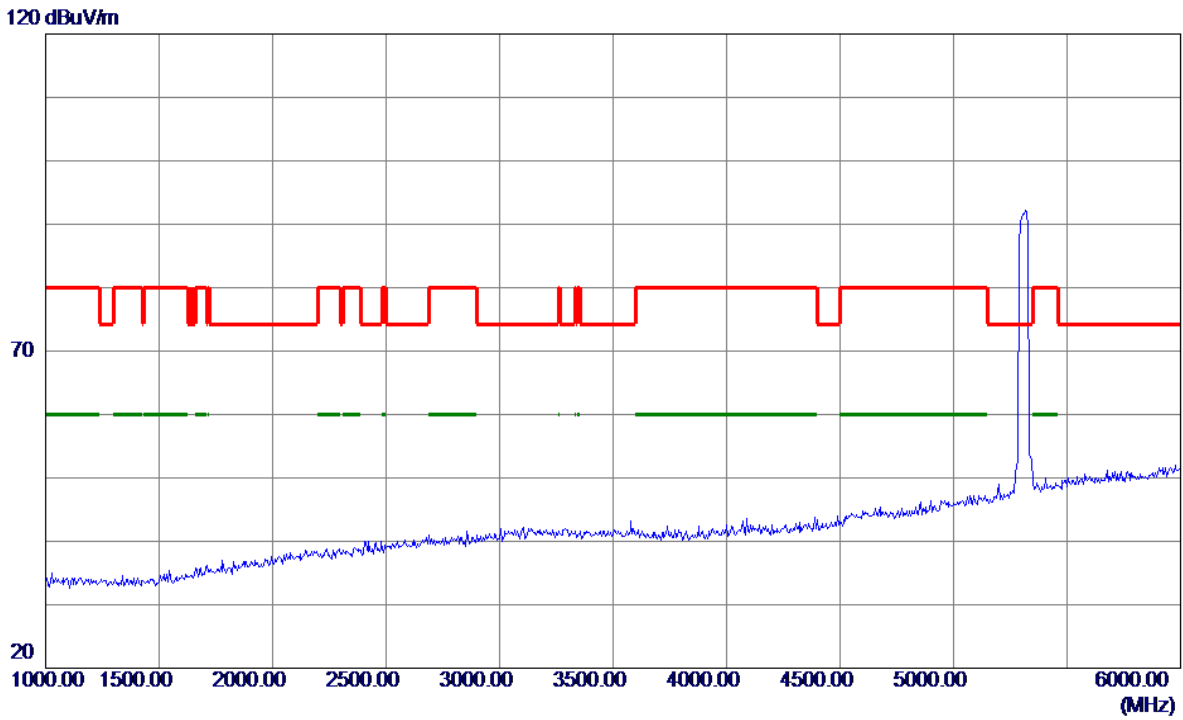
130 dBuV/m



No.	Freq. MHz	Reading Level dBuV/m	Correct Factor dB	Measure ment dBuV/m	Limit dBuV/m	Margin dB	Detector	Comment
1	5313.2000	48.67	41.93	90.60	999.00	-908.40	AVG	No Limit
2 *	5314.8000	57.50	41.94	99.44	68.30	31.14	Peak	No Limit
3	5350.0000	12.50	42.12	54.62	74.00	-19.38	Peak	
4	5350.0000	2.77	42.12	44.89	999.00	-954.11	AVG	

Orthogonal Axis :	X
Test Mode :	UNII-2A/ TX N40 Mode 5310MHz

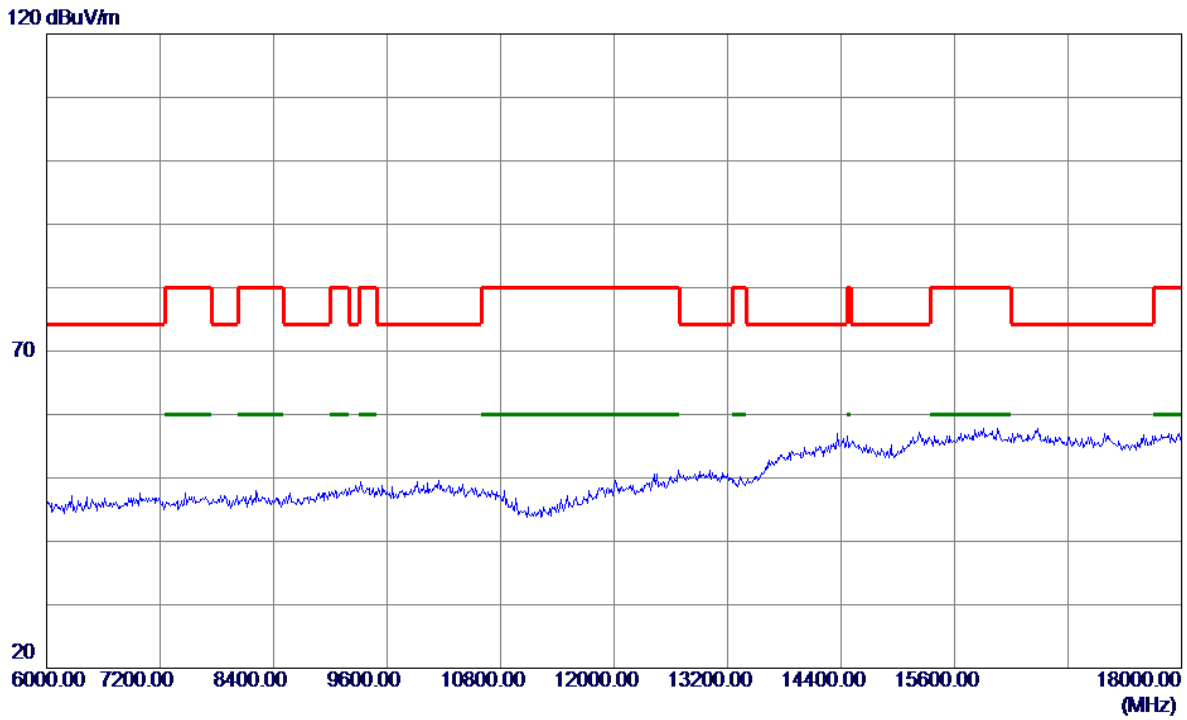
Horizontal



No.	Freq. MHz	Reading Level dBuV/m	Correct Factor dB	Measure ment dBuV/m	Limit dBuV/m	Margin dB	Detector	Comment
-----	--------------	----------------------------	-------------------------	---------------------------	-----------------	--------------	----------	---------

Orthogonal Axis :	X
Test Mode :	UNII-2A/ TX N40 Mode 5310MHz

Horizontal

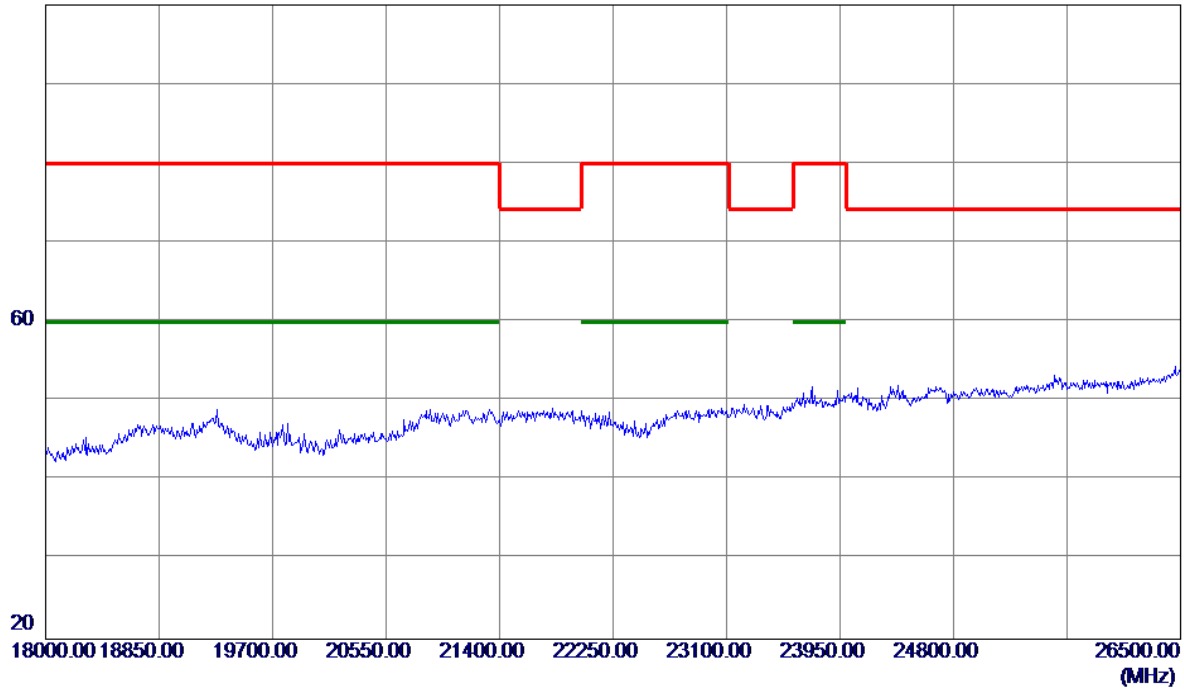


No.	Freq. MHz	Reading Level dBuV/m	Correct Factor dB	Measure ment dBuV/m	Limit dBuV/m	Margin dB	Detector	Comment
-----	--------------	----------------------------	-------------------------	---------------------------	-----------------	--------------	----------	---------

Orthogonal Axis :	X
Test Mode :	UNII-2A/ TX N40 Mode 5310MHz

Horizontal

100 dBuV/m

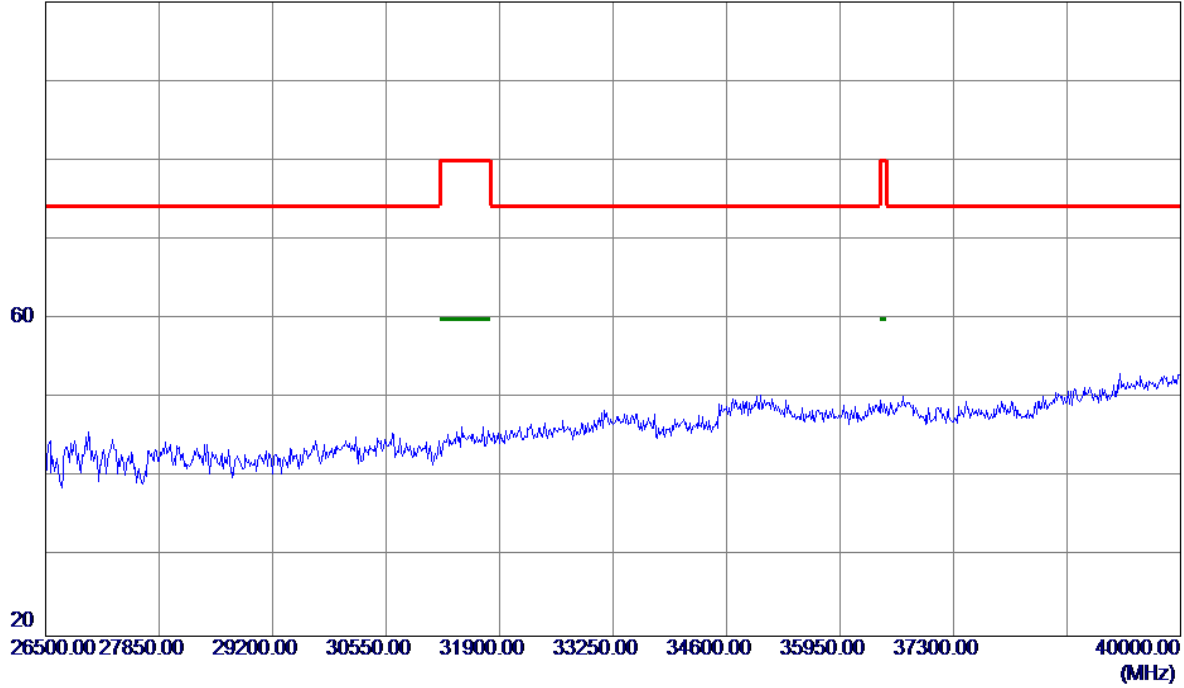


No.	Freq. MHz	Reading Level dBuV/m	Correct Factor dB	Measure ment dBuV/m	Limit dBuV/m	Margin dB	Detector	Comment
-----	--------------	----------------------------	-------------------------	---------------------------	-----------------	--------------	----------	---------

Orthogonal Axis :	X
Test Mode :	UNII-2A/ TX N40 Mode 5310MHz

Horizontal

100 dBuV/m

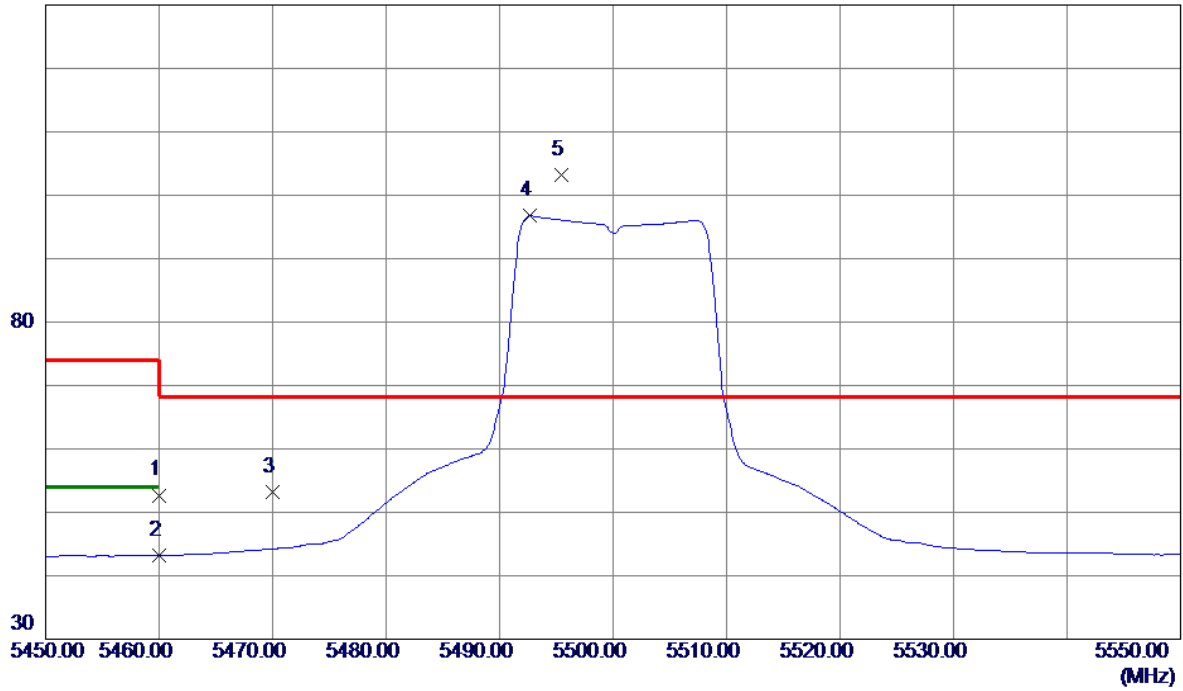


No.	Freq. MHz	Reading Level dBuV/m	Correct Factor dB	Measure ment dBuV/m	Limit dBuV/m	Margin dB	Detector	Comment
-----	--------------	----------------------------	-------------------------	---------------------------	-----------------	--------------	----------	---------

Orthogonal Axis :	X
Test Mode :	UNII-2C/ TX A Mode 5500MHz

Vertical

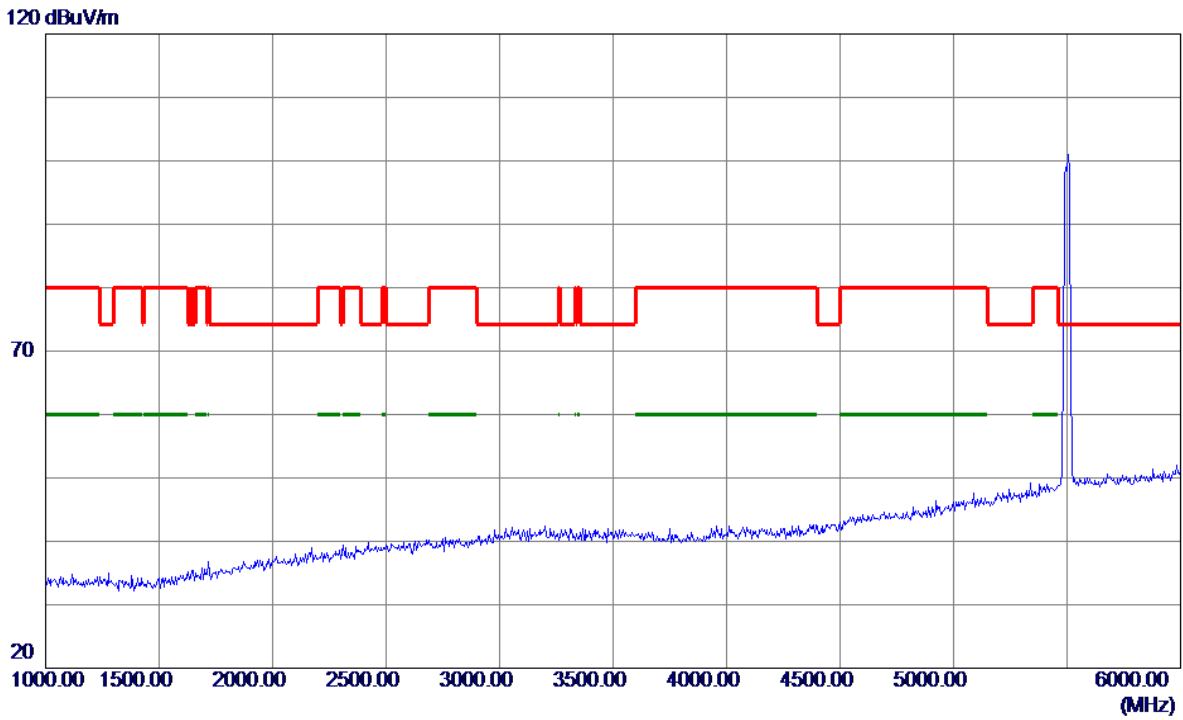
130 dBuV/m



No.	Freq. MHz	Reading Level dBuV/m	Correct Factor dB	Measure ment dBuV/m	Limit dBuV/m	Margin dB	Detector	Comment
1	5460.0000	10.02	42.68	52.70	74.00	-21.30	Peak	
2	5460.0000	0.57	42.68	43.25	54.00	-10.75	AVG	
3	5470.0000	10.52	42.73	53.25	68.30	-15.05	Peak	
4	5492.7000	53.88	42.84	96.72	999.00	-902.28	AVG	No Limit
5 *	5495.4000	60.28	42.86	103.14	68.30	34.84	Peak	No Limit

Orthogonal Axis :	X
Test Mode :	UNII-2C/ TX A Mode 5500MHz

Vertical

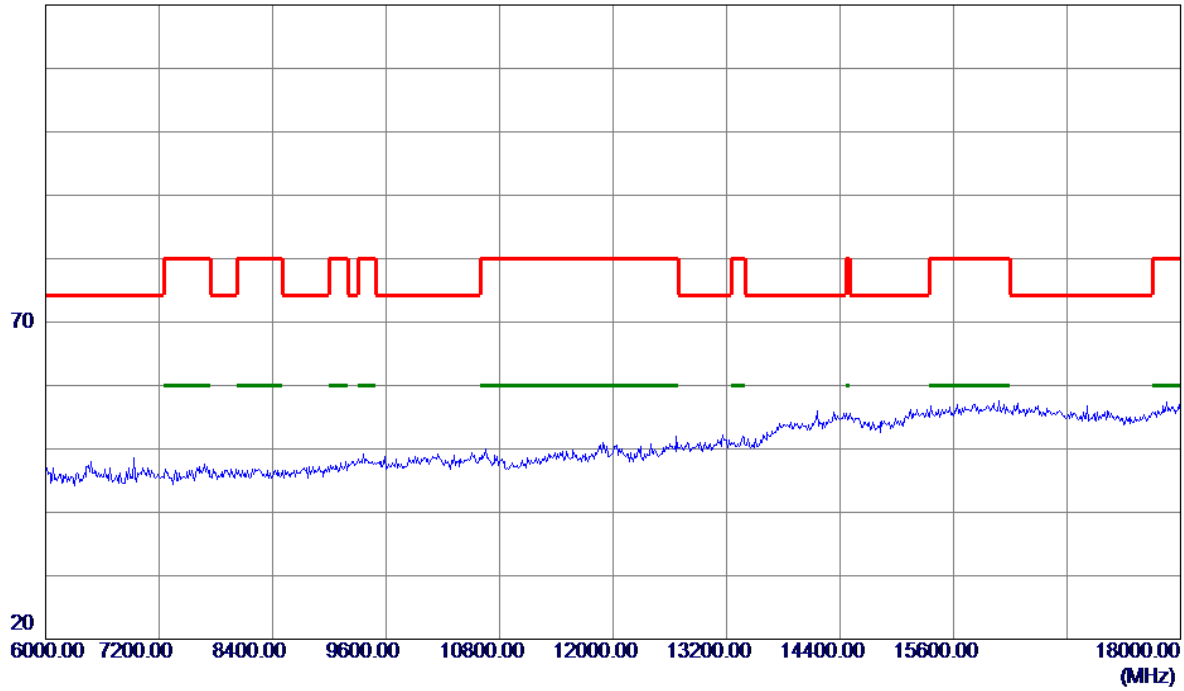


No.	Freq. MHz	Reading Level dBuV/m	Correct Factor dB	Measure ment dBuV/m	Limit dBuV/m	Margin dB	Detector	Comment
-----	--------------	----------------------------	-------------------------	---------------------------	-----------------	--------------	----------	---------

Orthogonal Axis :	X
Test Mode :	UNII-2C/ TX A Mode 5500MHz

Vertical

120 dBuV/m

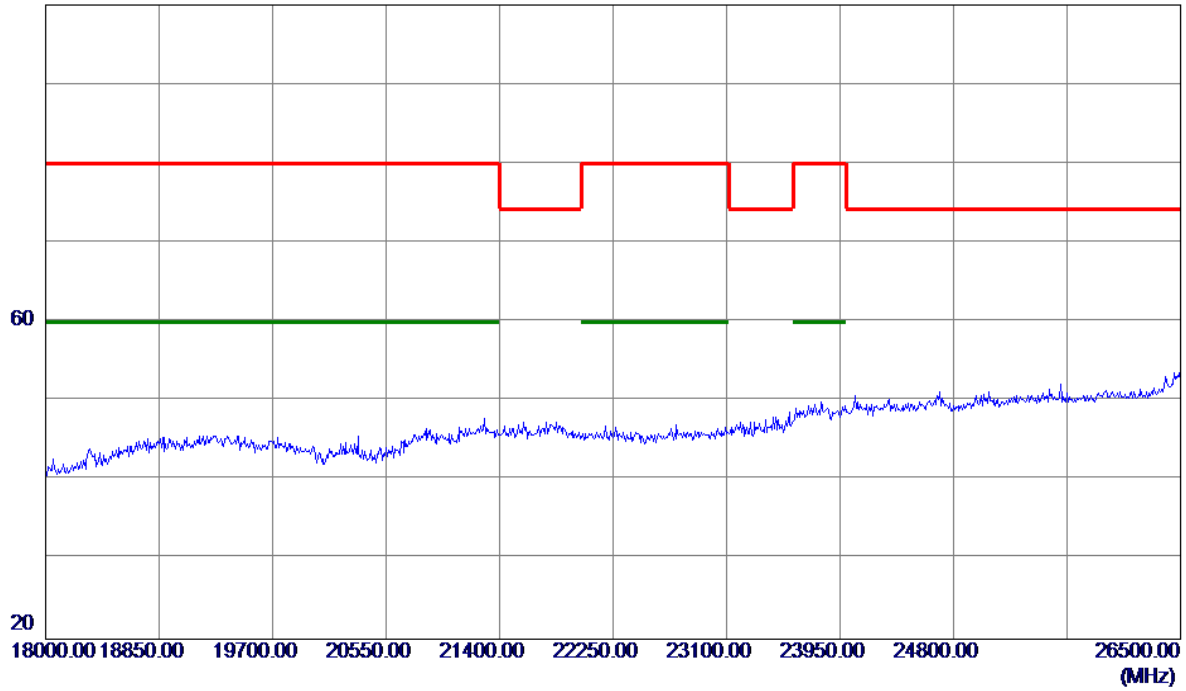


No.	Freq. MHz	Reading Level dBuV/m	Correct Factor dB	Measure ment dBuV/m	Limit dBuV/m	Margin dB	Detector	Comment
-----	--------------	----------------------------	-------------------------	---------------------------	-----------------	--------------	----------	---------

Orthogonal Axis :	X
Test Mode :	UNII-2C/ TX A Mode 5500MHz

Vertical

100 dBuV/m

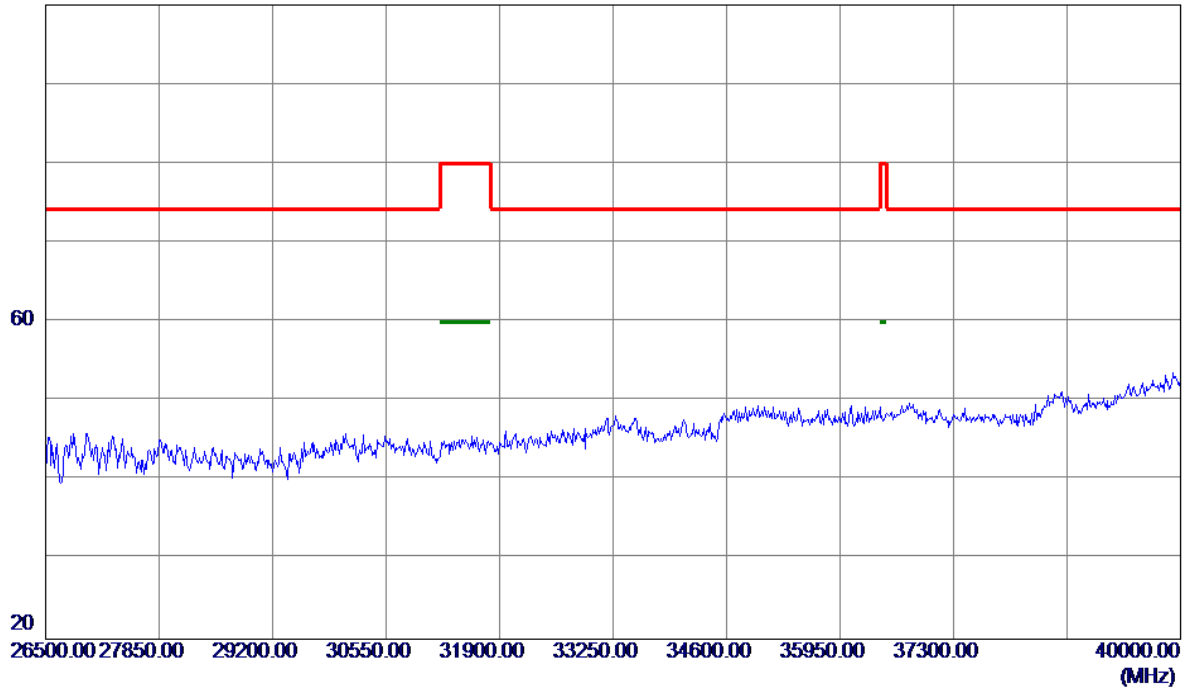


No.	Freq. MHz	Reading Level dBuV/m	Correct Factor dB	Measure ment dBuV/m	Limit dBuV/m	Margin dB	Detector	Comment
-----	--------------	----------------------------	-------------------------	---------------------------	-----------------	--------------	----------	---------

Orthogonal Axis :	X
Test Mode :	UNII-2C/ TX A Mode 5500MHz

Vertical

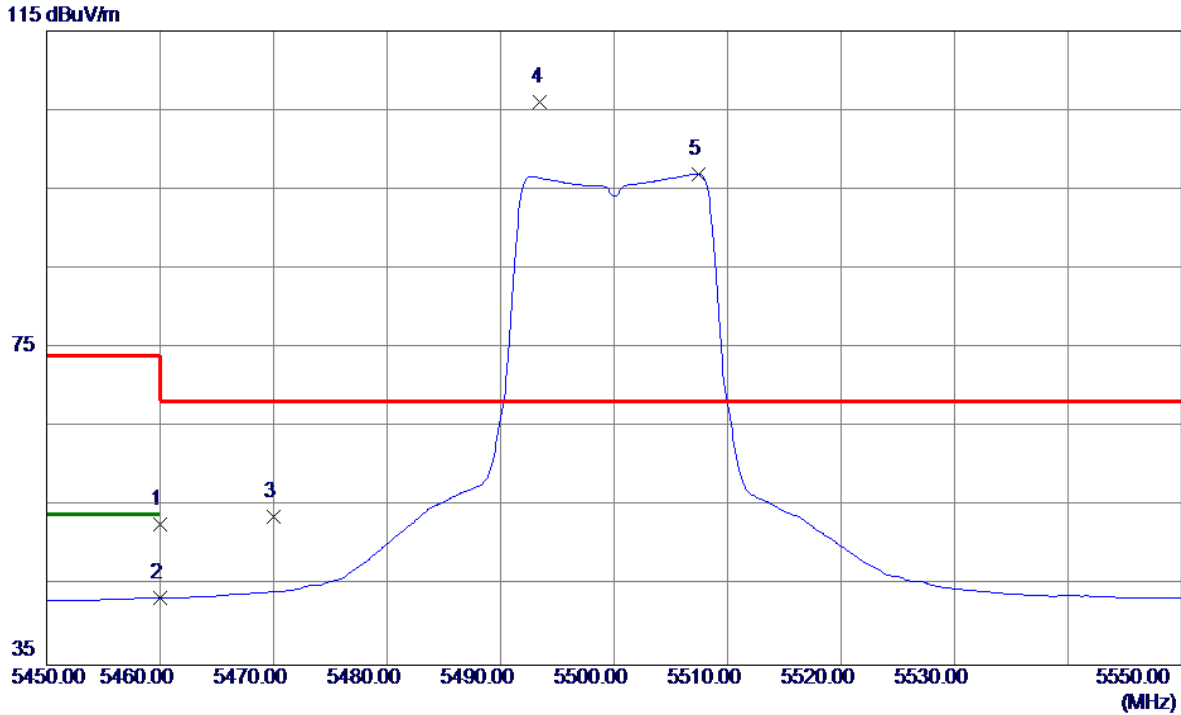
100 dBuV/m



No.	Freq. MHz	Reading Level dBuV/m	Correct Factor dB	Measure ment dBuV/m	Limit dBuV/m	Margin dB	Detector	Comment
-----	--------------	----------------------------	-------------------------	---------------------------	-----------------	--------------	----------	---------

Orthogonal Axis :	X
Test Mode :	UNII-2C/ TX A Mode 5500MHz

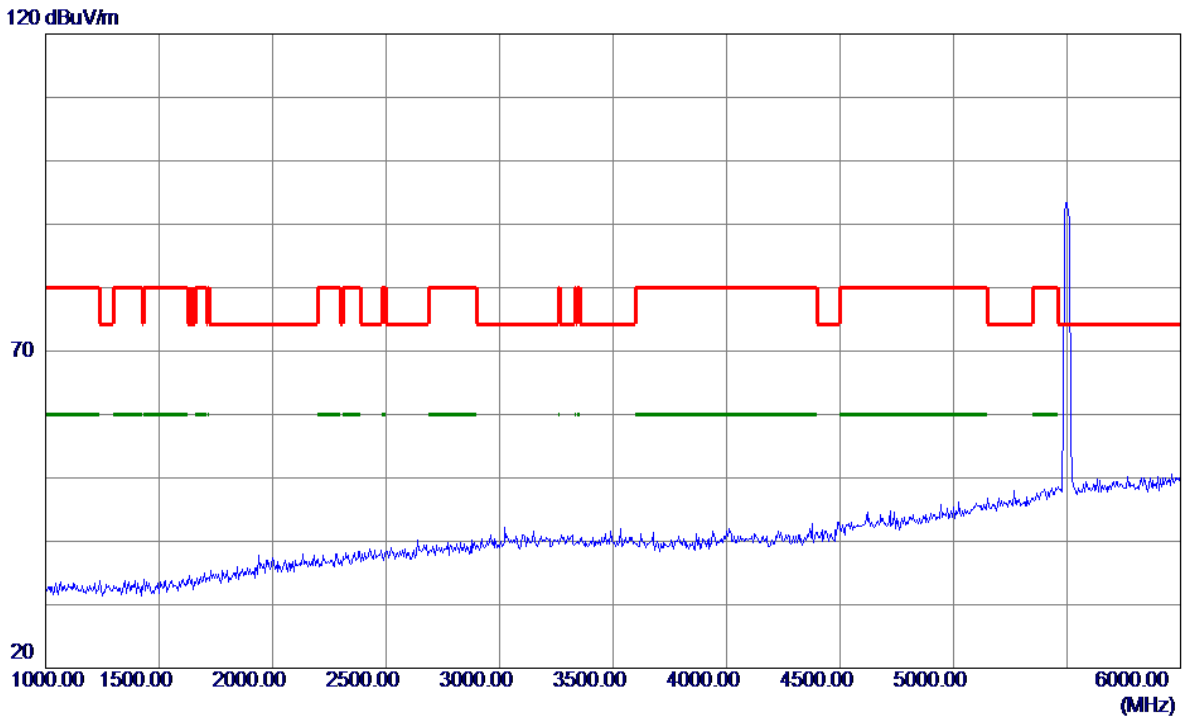
Horizontal



No.	Freq. MHz	Reading Level dBuV/m	Correct Factor dB	Measure ment dBuV/m	Limit dBuV/m	Margin dB	Detector	Comment
1	5460.0000	10.12	42.68	52.80	74.00	-21.20	Peak	
2	5460.0000	0.81	42.68	43.49	54.00	-10.51	AVG	
3	5470.0000	10.99	42.73	53.72	68.30	-14.58	Peak	
4 *	5493.5000	63.20	42.85	106.05	68.30	37.75	Peak	No Limit
5	5507.4000	54.07	42.90	96.97	999.00	-902.03	AVG	No Limit

Orthogonal Axis :	X
Test Mode :	UNII-2C/ TX A Mode 5500MHz

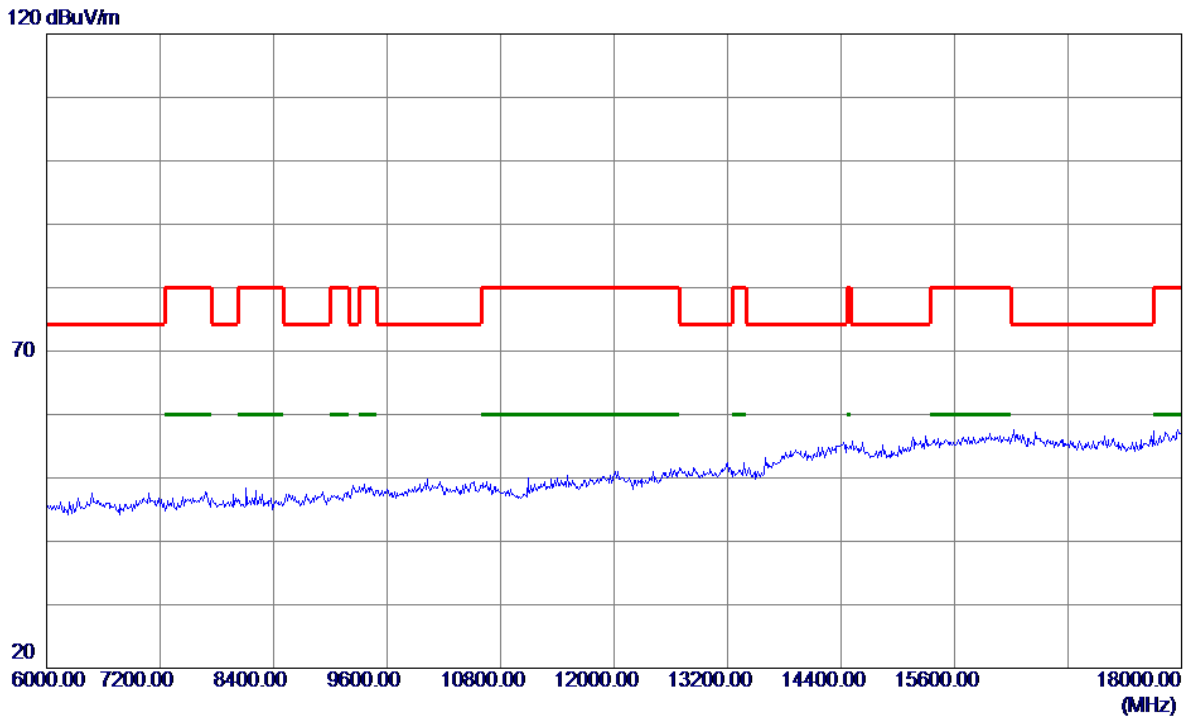
Horizontal



No.	Freq. MHz	Reading Level dBuV/m	Correct Factor dB	Measure ment dBuV/m	Limit dBuV/m	Margin dB	Detector	Comment
-----	--------------	----------------------------	-------------------------	---------------------------	-----------------	--------------	----------	---------

Orthogonal Axis :	X
Test Mode :	UNII-2C/ TX A Mode 5500MHz

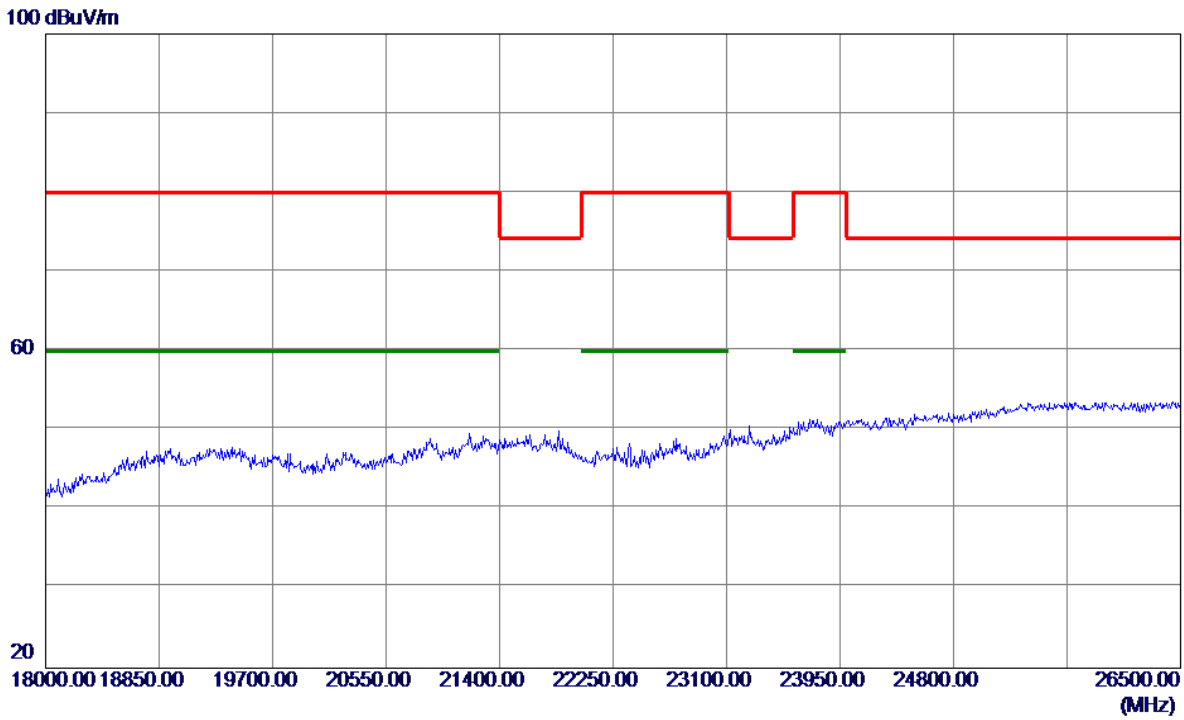
Horizontal



No.	Freq. MHz	Reading Level dBuV/m	Correct Factor dB	Measure ment dBuV/m	Limit dBuV/m	Margin dB	Detector	Comment
-----	--------------	----------------------------	-------------------------	---------------------------	-----------------	--------------	----------	---------

Orthogonal Axis :	X
Test Mode :	UNII-2C/ TX A Mode 5500MHz

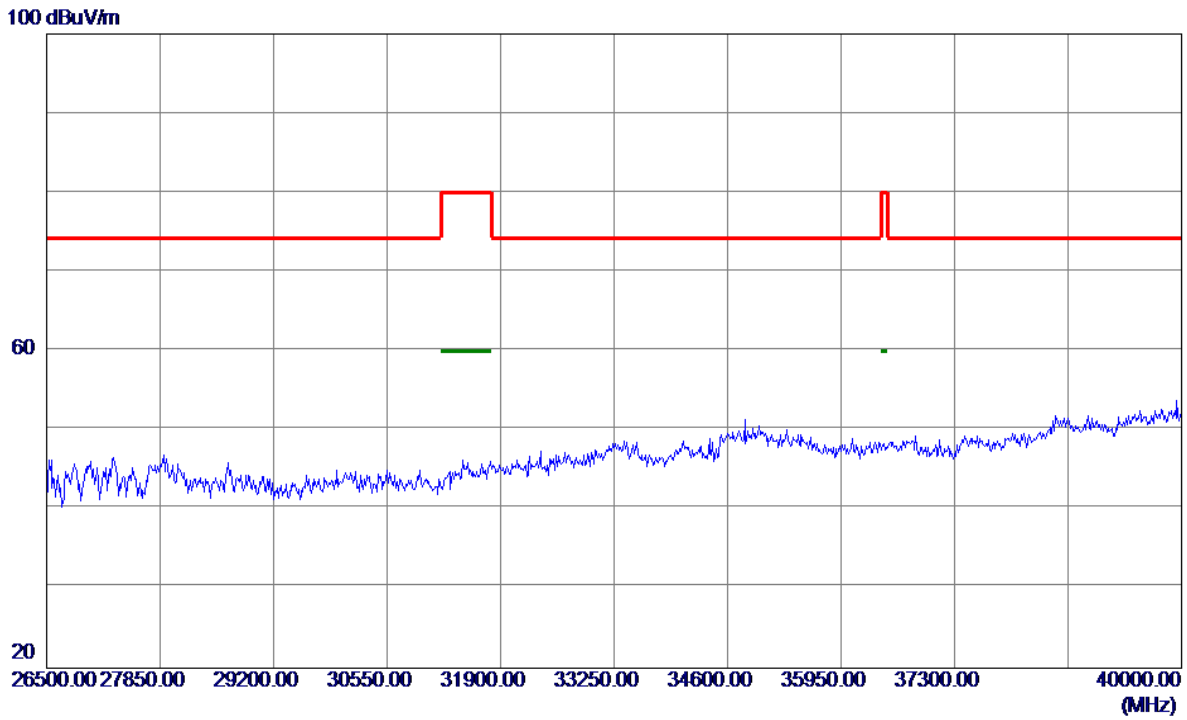
Horizontal



No.	Freq. MHz	Reading Level dBuV/m	Correct Factor dB	Measure ment dBuV/m	Limit dBuV/m	Margin dB	Detector	Comment
-----	--------------	----------------------------	-------------------------	---------------------------	-----------------	--------------	----------	---------

Orthogonal Axis :	X
Test Mode :	UNII-2C/ TX A Mode 5500MHz

Horizontal

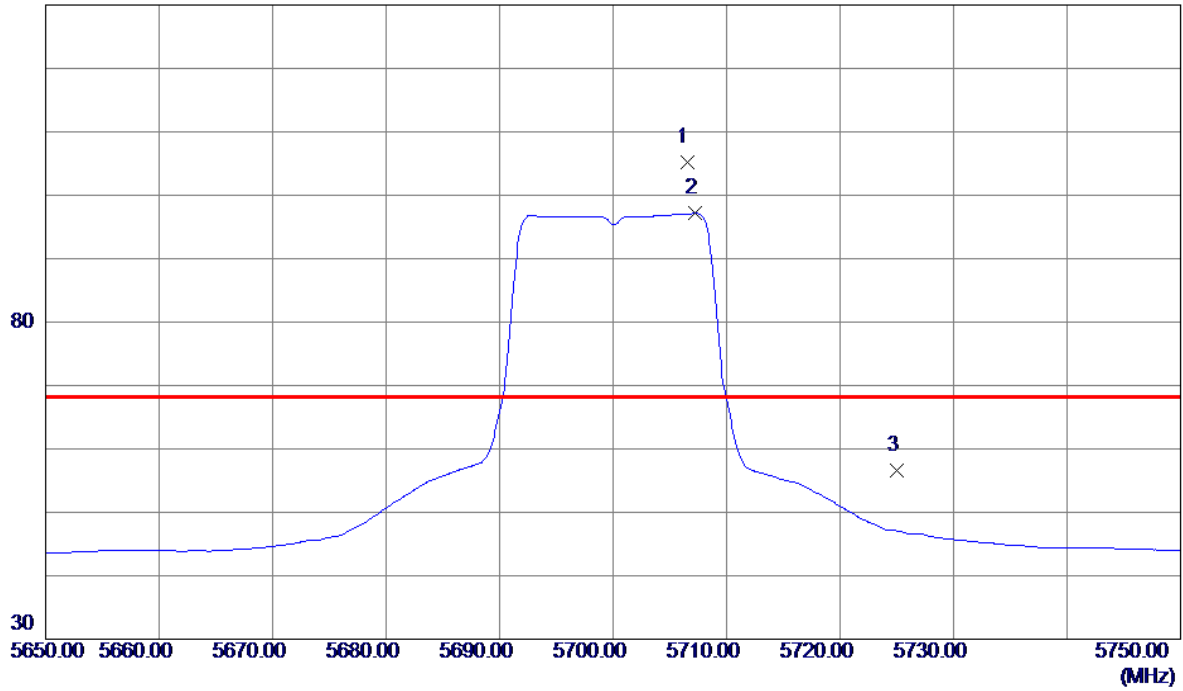


No.	Freq. MHz	Reading Level dBuV/m	Correct Factor dB	Measure ment dBuV/m	Limit dBuV/m	Margin dB	Detector	Comment
-----	--------------	----------------------------	-------------------------	---------------------------	-----------------	--------------	----------	---------

Orthogonal Axis :	X
Test Mode :	UNII-2C/ TX A Mode 5700MHz

Vertical

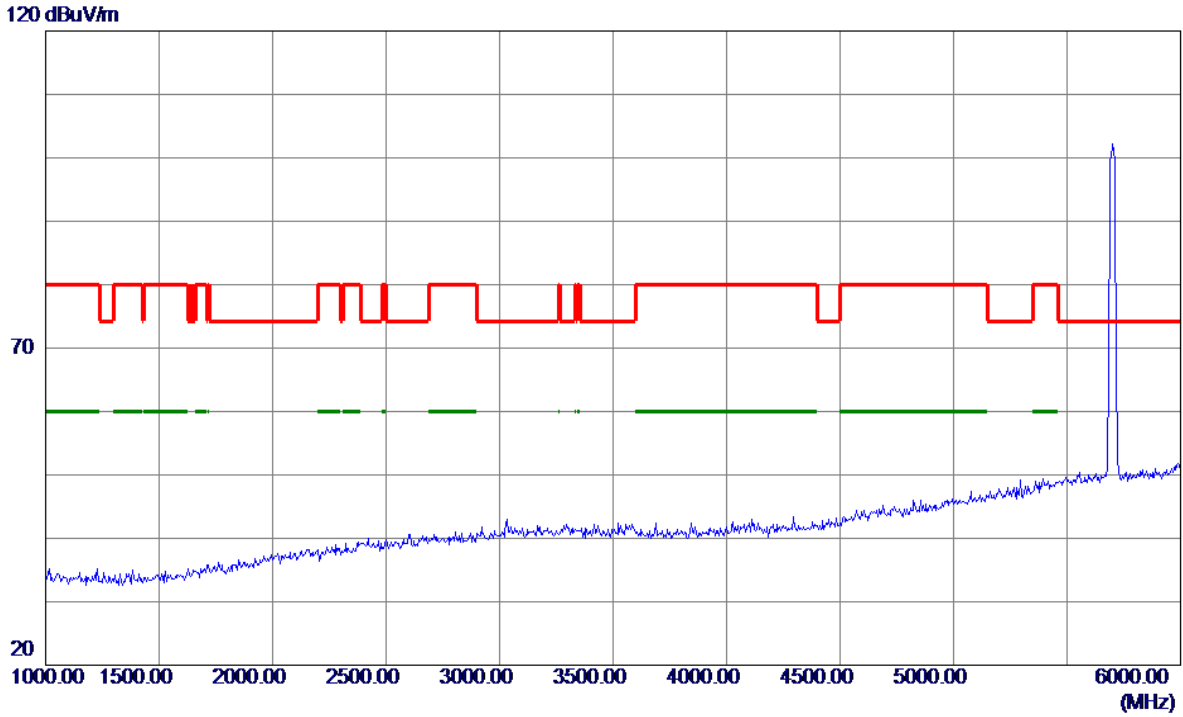
130 dBuV/m



No.	Freq. MHz	Reading Level dBuV/m	Correct Factor dB	Measure ment dBuV/m	Limit dBuV/m	Margin dB	Detector	Comment
1 *	5706.5000	61.61	43.50	105.11	68.30	36.81	Peak	No Limit
2	5707.2000	53.61	43.51	97.12	999.00	-901.88	AVG	No Limit
3	5725.0000	13.01	43.56	56.57	68.30	-11.73	Peak	

Orthogonal Axis :	X
Test Mode :	UNII-2C/ TX A Mode 5700MHz

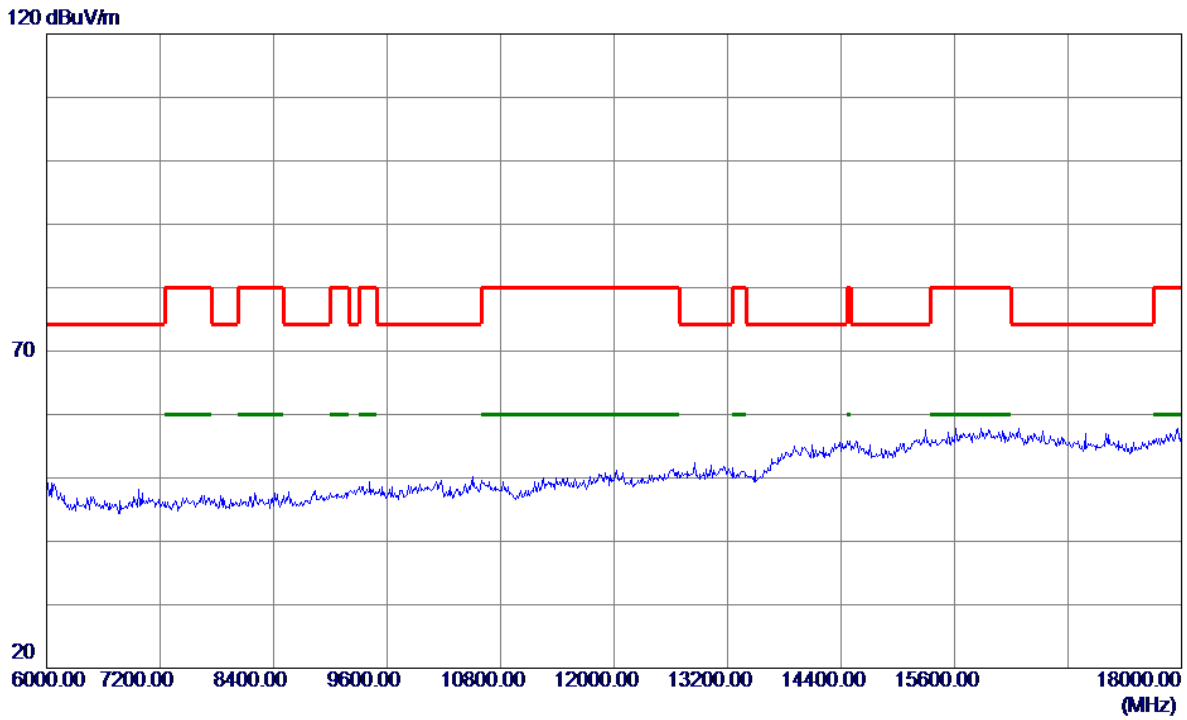
Vertical



No.	Freq. MHz	Reading Level dBuV/m	Correct Factor dB	Measure ment dBuV/m	Limit dBuV/m	Margin dB	Detector	Comment
-----	--------------	----------------------------	-------------------------	---------------------------	-----------------	--------------	----------	---------

Orthogonal Axis :	X
Test Mode :	UNII-2C/ TX A Mode 5700MHz

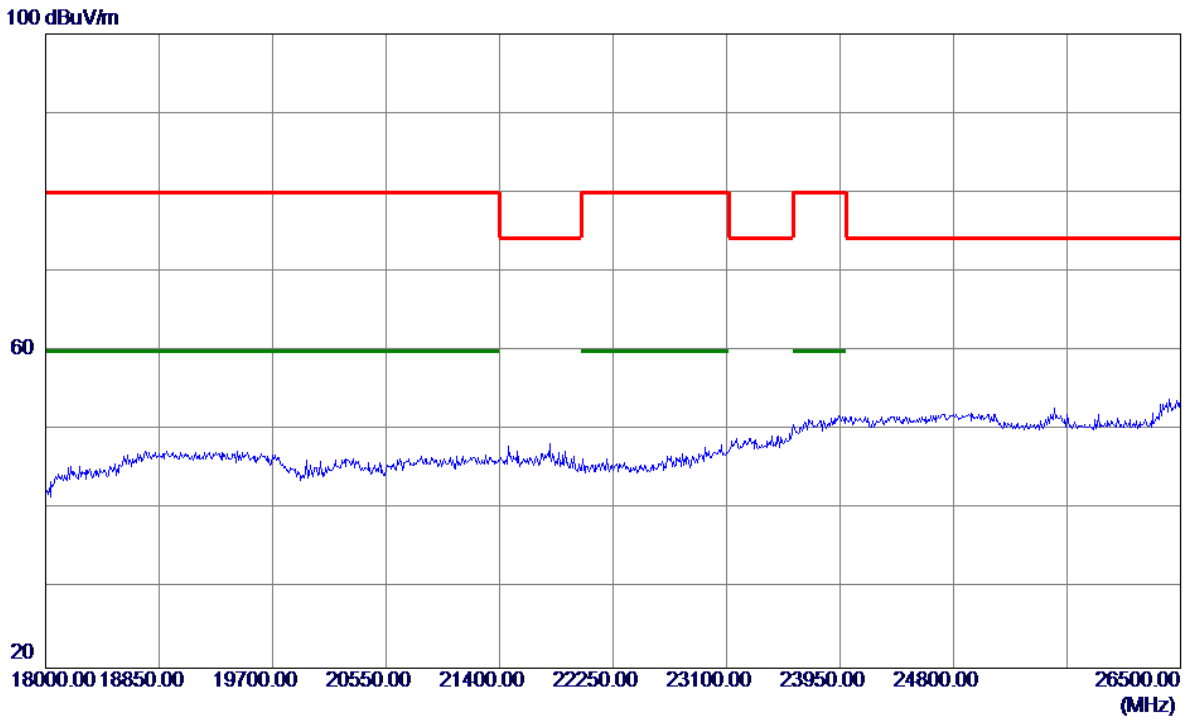
Vertical



No.	Freq. MHz	Reading Level dBuV/m	Correct Factor dB	Measure ment dBuV/m	Limit dBuV/m	Margin dB	Detector	Comment
-----	--------------	----------------------------	-------------------------	---------------------------	-----------------	--------------	----------	---------

Orthogonal Axis :	X
Test Mode :	UNII-2C/ TX A Mode 5700MHz

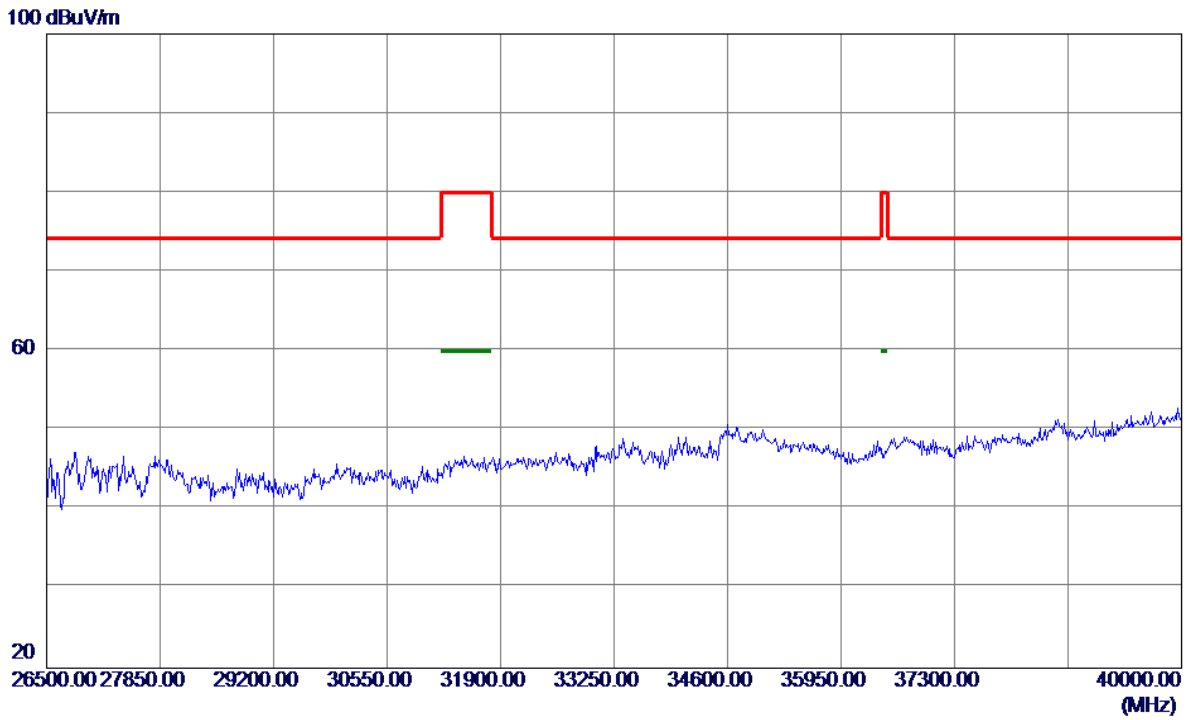
Vertical



No.	Freq. MHz	Reading Level dBuV/m	Correct Factor dB	Measure ment dBuV/m	Limit dBuV/m	Margin dB	Detector	Comment
-----	--------------	----------------------------	-------------------------	---------------------------	-----------------	--------------	----------	---------

Orthogonal Axis :	X
Test Mode :	UNII-2C/ TX A Mode 5700MHz

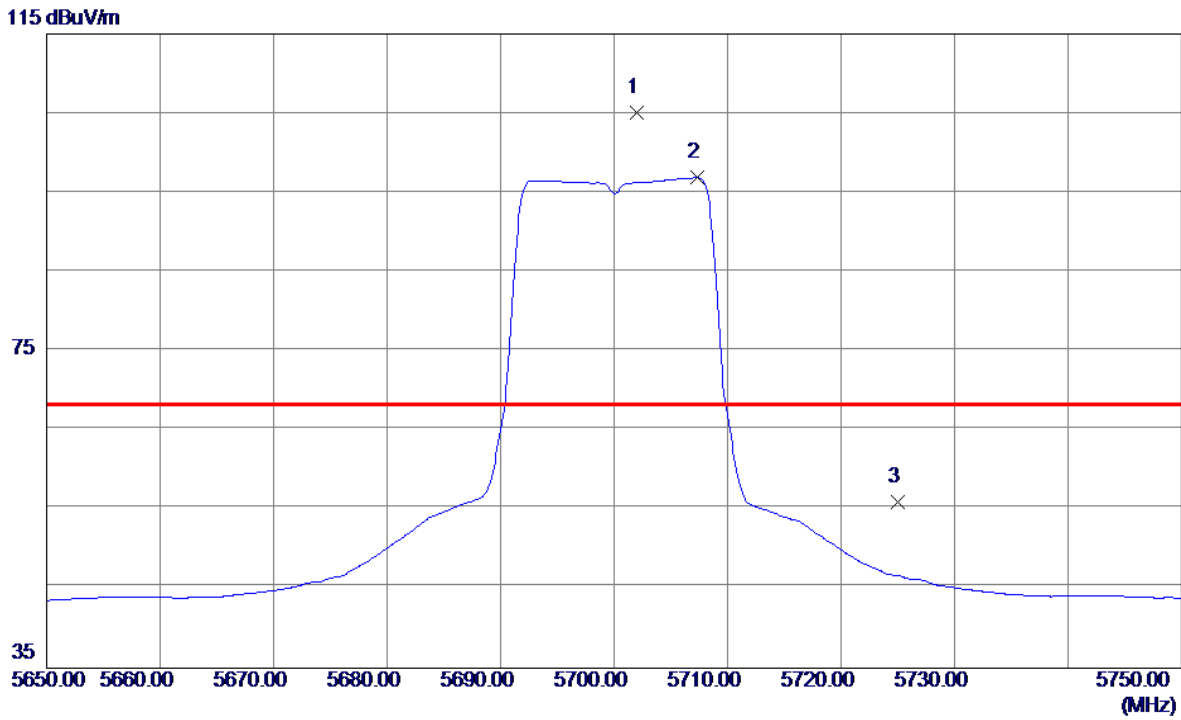
Vertical



No.	Freq. MHz	Reading Level dBuV/m	Correct Factor dB	Measure ment dBuV/m	Limit dBuV/m	Margin dB	Detector	Comment
-----	--------------	----------------------------	-------------------------	---------------------------	-----------------	--------------	----------	---------

Orthogonal Axis :	X
Test Mode :	UNII-2C/ TX A Mode 5700MHz

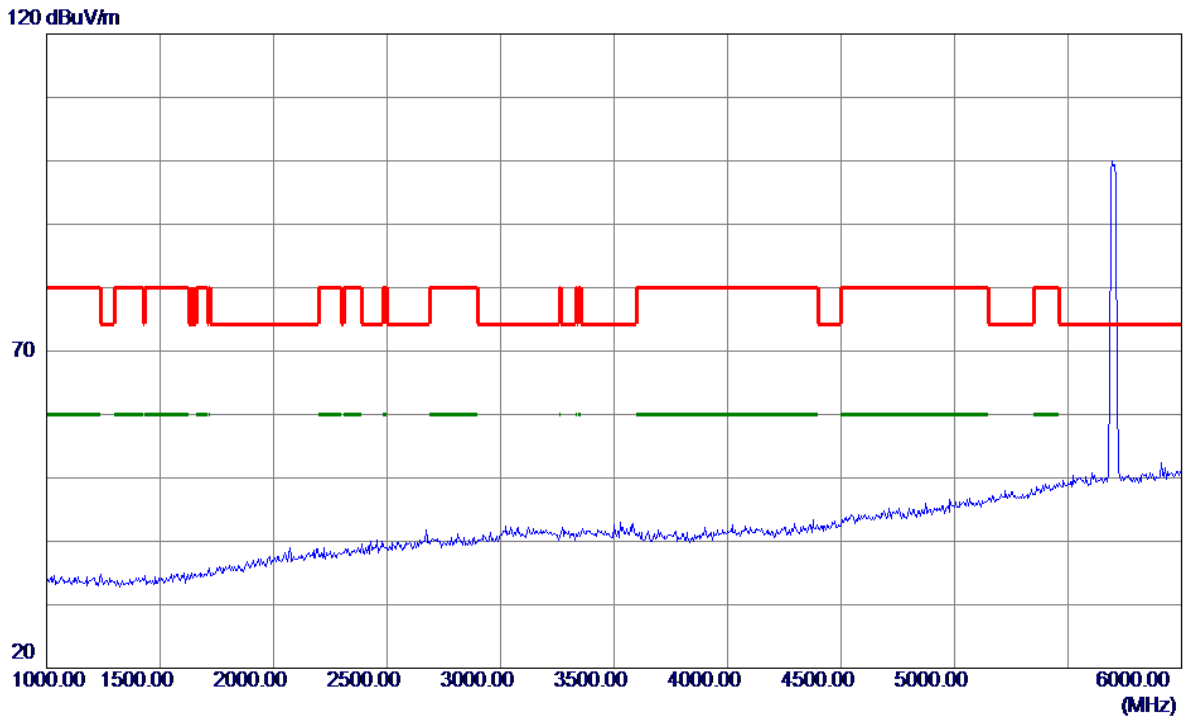
Horizontal



No.	Freq. MHz	Reading Level dBuV/m	Correct Factor dB	Measure ment dBuV/m	Limit dBuV/m	Margin dB	Detector	Comment
1 *	5702.0000	61.66	43.49	105.15	68.30	36.85	Peak	No Limit
2	5707.3000	53.34	43.51	96.85	999.00	-902.15	AVG	No Limit
3	5725.0000	12.44	43.56	56.00	68.30	-12.30	Peak	

Orthogonal Axis :	X
Test Mode :	UNII-2C/ TX A Mode 5700MHz

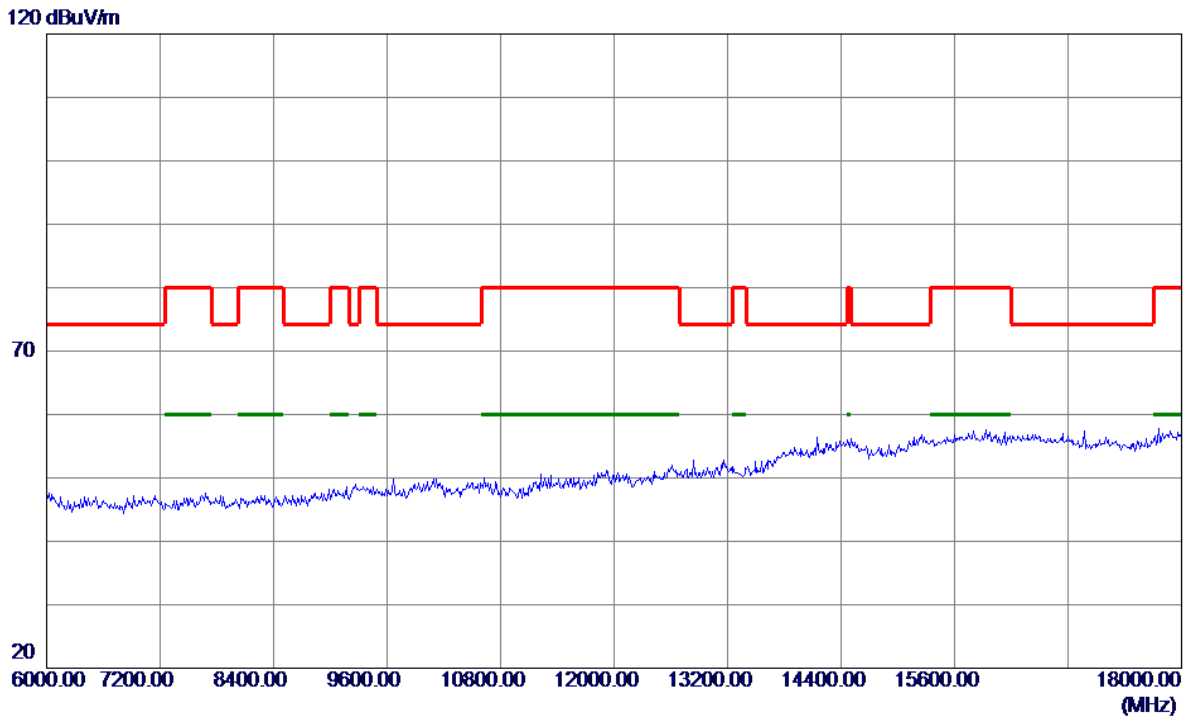
Horizontal



No.	Freq. MHz	Reading Level dBuV/m	Correct Factor dB	Measure ment dBuV/m	Limit dBuV/m	Margin dB	Detector	Comment
-----	--------------	----------------------------	-------------------------	---------------------------	-----------------	--------------	----------	---------

Orthogonal Axis :	X
Test Mode :	UNII-2C/ TX A Mode 5700MHz

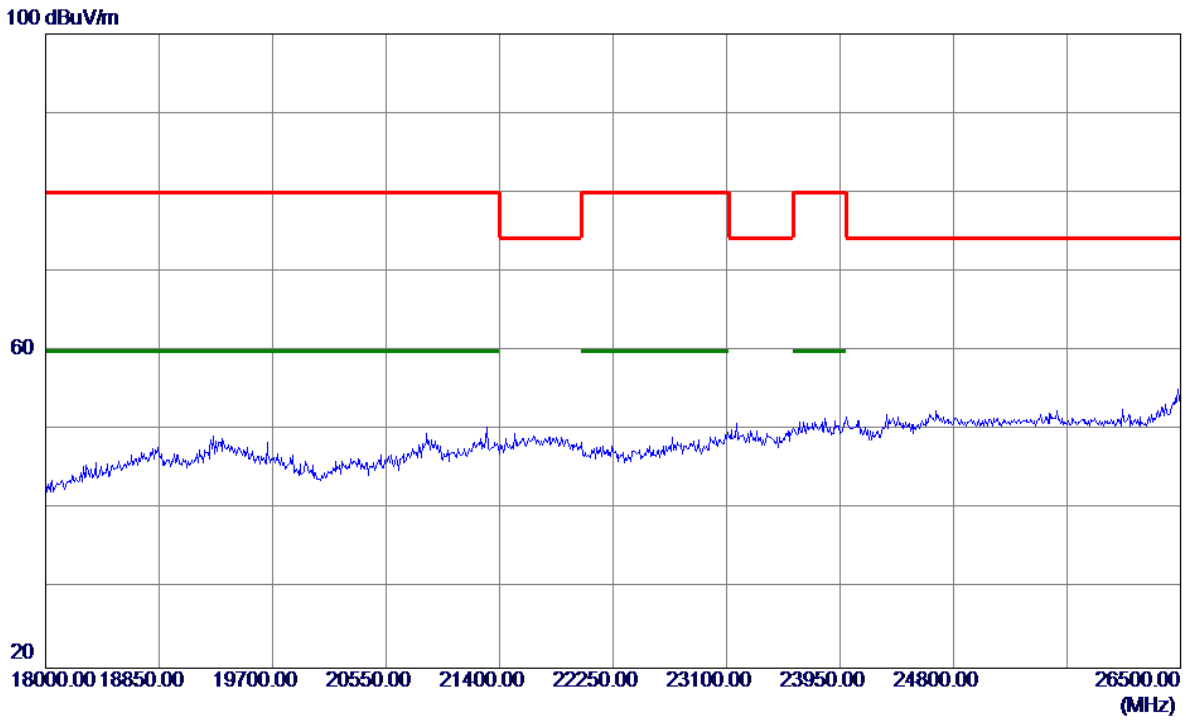
Horizontal



No.	Freq. MHz	Reading Level dBuV/m	Correct Factor dB	Measure ment dBuV/m	Limit dBuV/m	Margin dB	Detector	Comment
-----	--------------	----------------------------	-------------------------	---------------------------	-----------------	--------------	----------	---------

Orthogonal Axis :	X
Test Mode :	UNII-2C/ TX A Mode 5700MHz

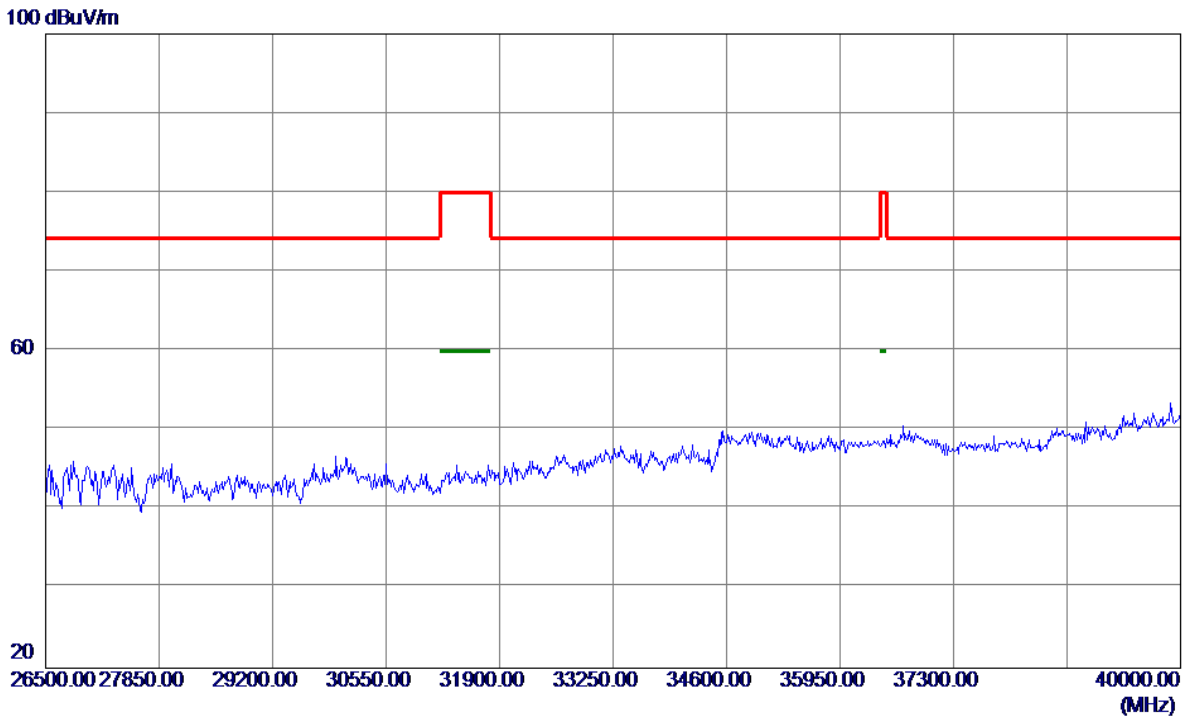
Horizontal



No.	Freq. MHz	Reading Level dBuV/m	Correct Factor dB	Measure ment dBuV/m	Limit dBuV/m	Margin dB	Detector	Comment
-----	--------------	----------------------------	-------------------------	---------------------------	-----------------	--------------	----------	---------

Orthogonal Axis :	X
Test Mode :	UNII-2C/ TX A Mode 5700MHz

Horizontal

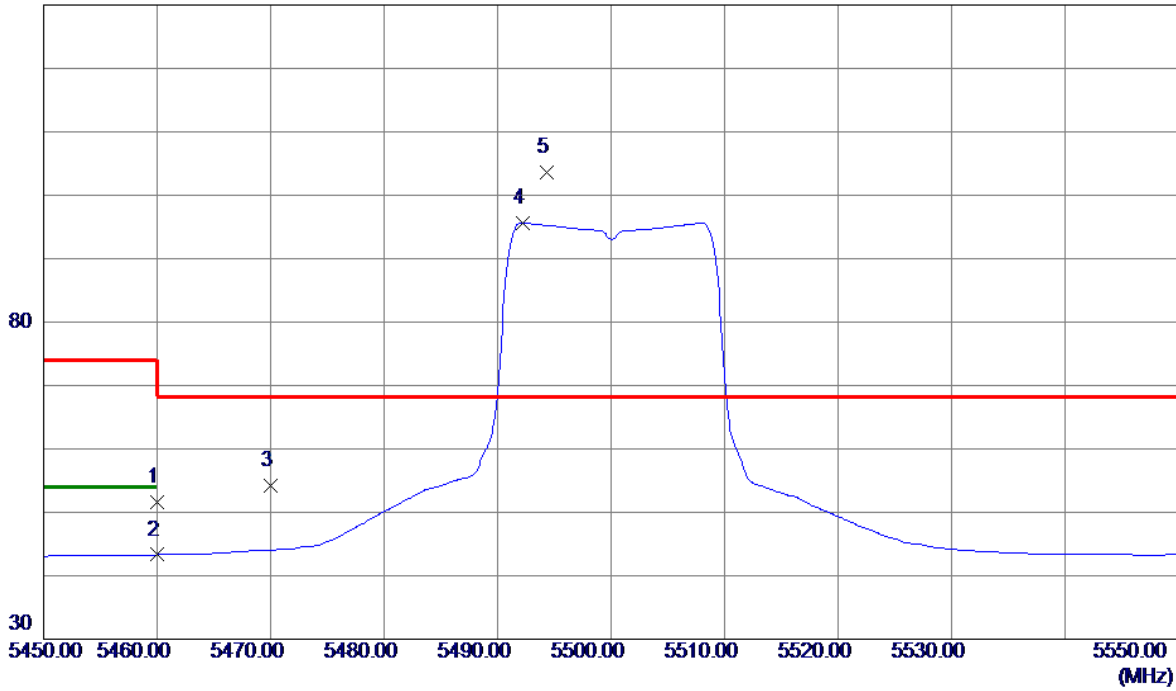


No.	Freq. MHz	Reading Level dBuV/m	Correct Factor dB	Measure ment dBuV/m	Limit dBuV/m	Margin dB	Detector	Comment
-----	--------------	----------------------------	-------------------------	---------------------------	-----------------	--------------	----------	---------

Orthogonal Axis :	X
Test Mode :	UNII-2C/ TX N20 Mode 5500MHz

Vertical

130 dBuV/m



No.	Freq. MHz	Reading Level dBuV/m	Correct Factor dB	Measure ment dBuV/m	Limit dBuV/m	Margin dB	Detector	Comment
1	5460.0000	8.89	42.68	51.57	74.00	-22.43	Peak	
2	5460.0000	0.62	42.68	43.30	54.00	-10.70	AVG	
3	5470.0000	11.52	42.73	54.25	68.30	-14.05	Peak	
4	5492.2000	52.81	42.84	95.65	999.00	-903.35	AVG	No Limit
5 *	5494.3000	60.71	42.85	103.56	68.30	35.26	Peak	No Limit

Orthogonal Axis :	X
Test Mode :	UNII-2C/ TX N20 Mode 5500MHz

Vertical

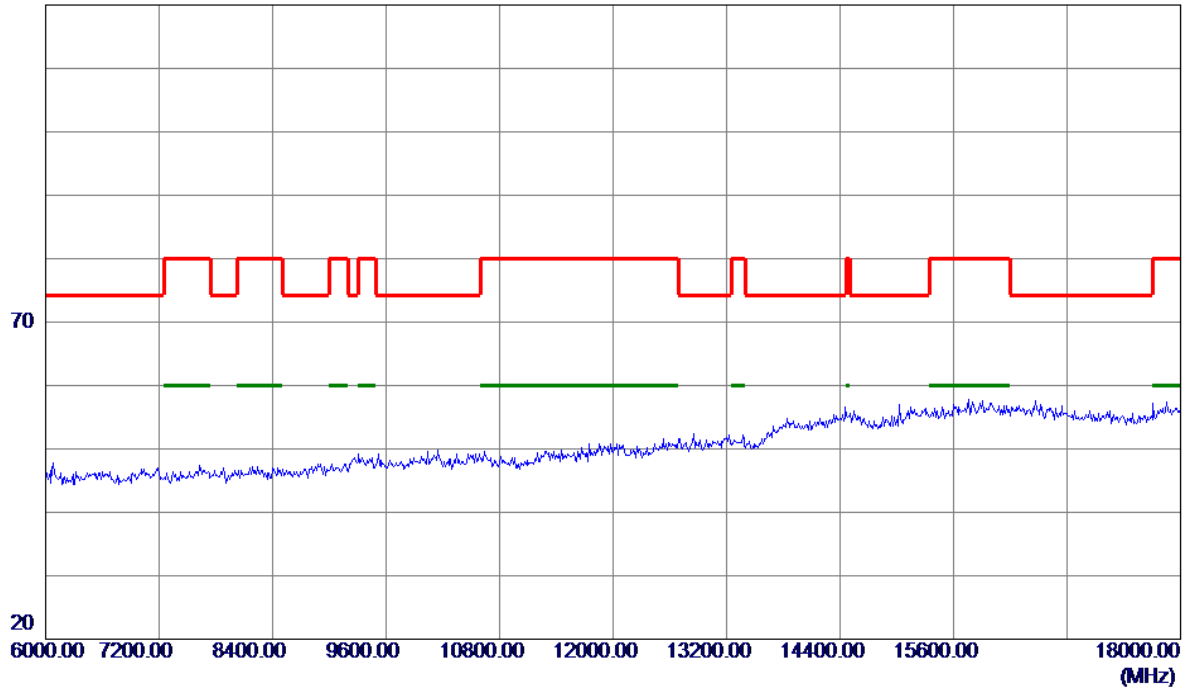


No.	Freq. MHz	Reading Level dBuV/m	Correct Factor dB	Measure ment dBuV/m	Limit dBuV/m	Margin dB	Detector	Comment
-----	--------------	----------------------------	-------------------------	---------------------------	-----------------	--------------	----------	---------

Orthogonal Axis :	X
Test Mode :	UNII-2C/ TX N20 Mode 5500MHz

Vertical

120 dBuV/m

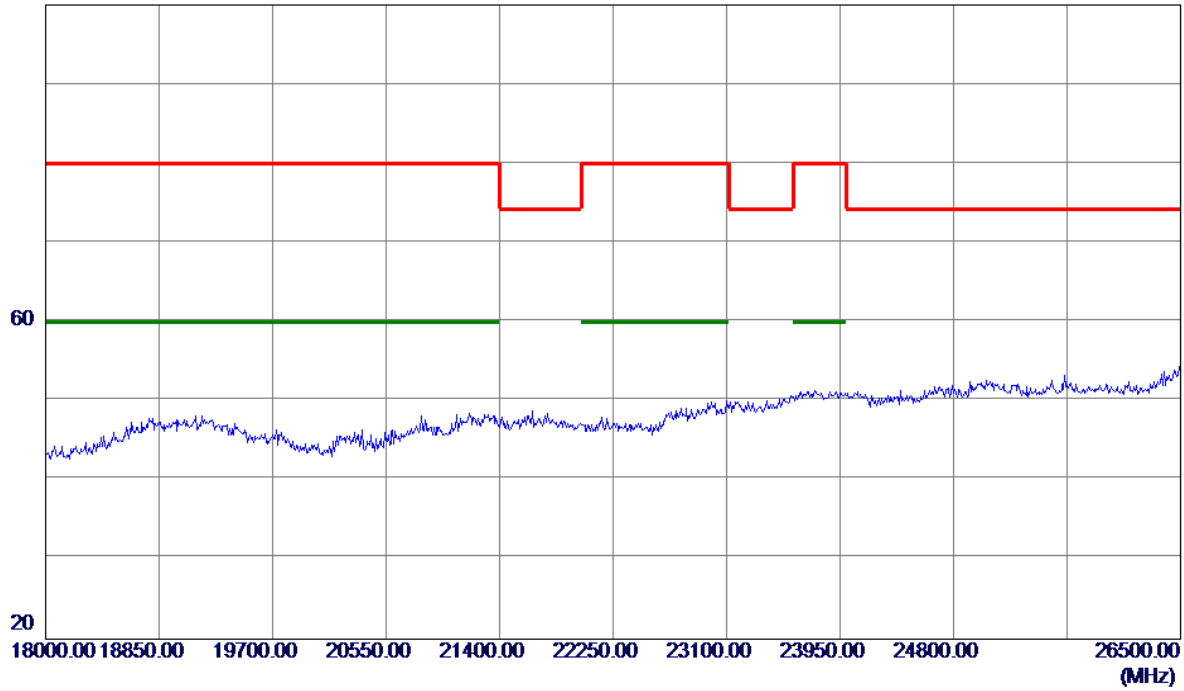


No.	Freq. MHz	Reading Level dBuV/m	Correct Factor dB	Measure ment dBuV/m	Limit dBuV/m	Margin dB	Detector	Comment
-----	--------------	----------------------------	-------------------------	---------------------------	-----------------	--------------	----------	---------

Orthogonal Axis :	X
Test Mode :	UNII-2C/ TX N20 Mode 5500MHz

Vertical

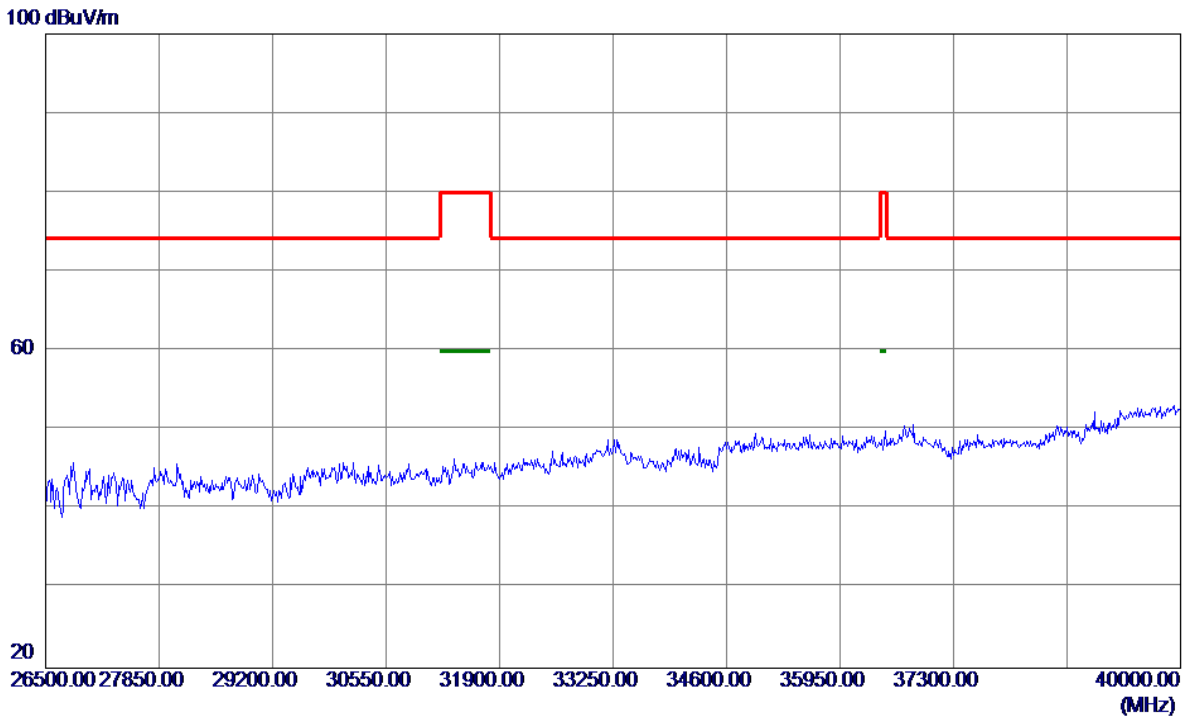
100 dBuV/m



No.	Freq. MHz	Reading Level dBuV/m	Correct Factor dB	Measure ment dBuV/m	Limit dBuV/m	Margin dB	Detector	Comment
-----	--------------	----------------------------	-------------------------	---------------------------	-----------------	--------------	----------	---------

Orthogonal Axis :	X
Test Mode :	UNII-2C/ TX N20 Mode 5500MHz

Vertical

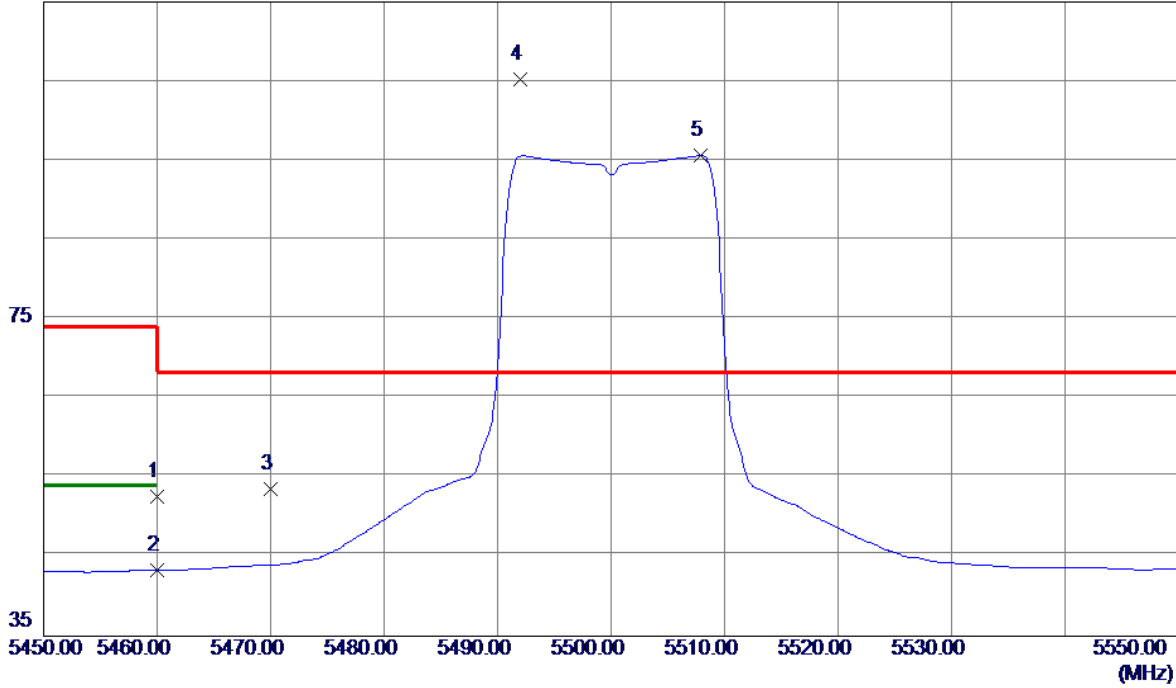


No.	Freq. MHz	Reading Level dBuV/m	Correct Factor dB	Measure ment dBuV/m	Limit dBuV/m	Margin dB	Detector	Comment
-----	--------------	----------------------------	-------------------------	---------------------------	-----------------	--------------	----------	---------

Orthogonal Axis :	X
Test Mode :	UNII-2C/ TX N20 Mode 5500MHz

Horizontal

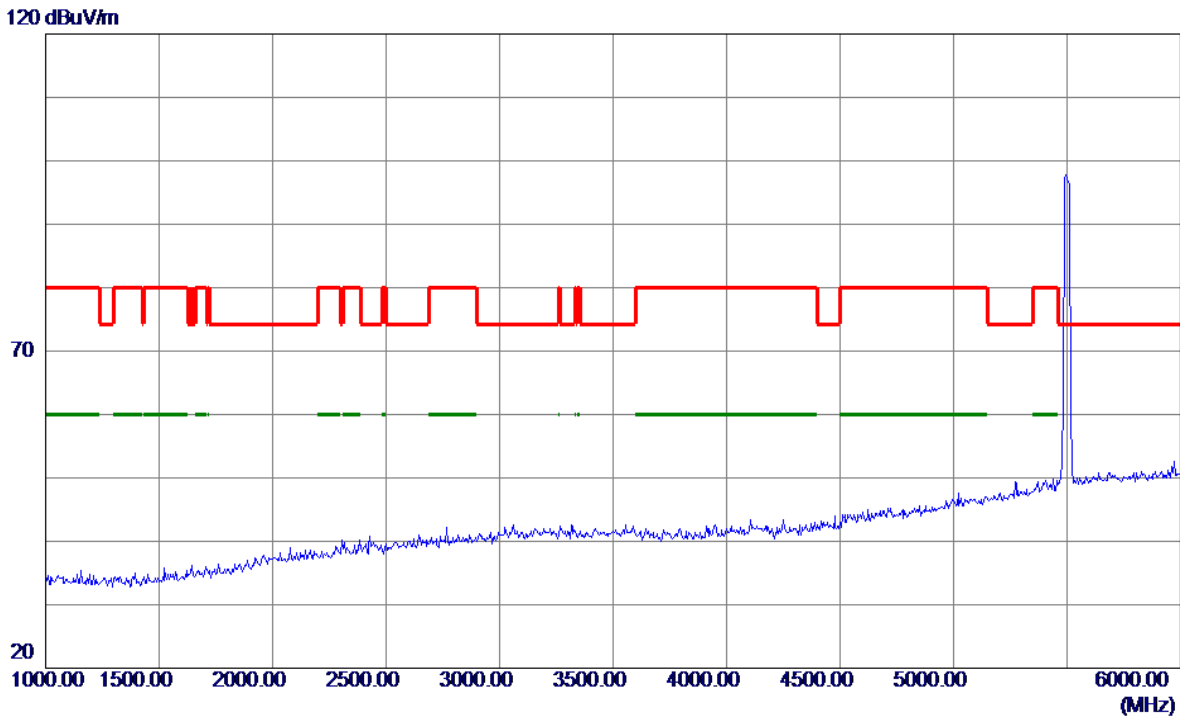
115 dBuV/m



No.	Freq. MHz	Reading Level dBuV/m	Correct Factor dB	Measure ment dBuV/m	Limit dBuV/m	Margin dB	Detector	Comment
1	5460.0000	9.85	42.68	52.53	74.00	-21.47	Peak	
2	5460.0000	0.65	42.68	43.33	54.00	-10.67	AVG	
3	5470.0000	10.85	42.73	53.58	68.30	-14.72	Peak	
4 *	5492.0000	62.45	42.84	105.29	68.30	36.99	Peak	No Limit
5	5507.9000	52.70	42.90	95.60	999.00	-903.40	AVG	No Limit

Orthogonal Axis :	X
Test Mode :	UNII-2C/ TX N20 Mode 5500MHz

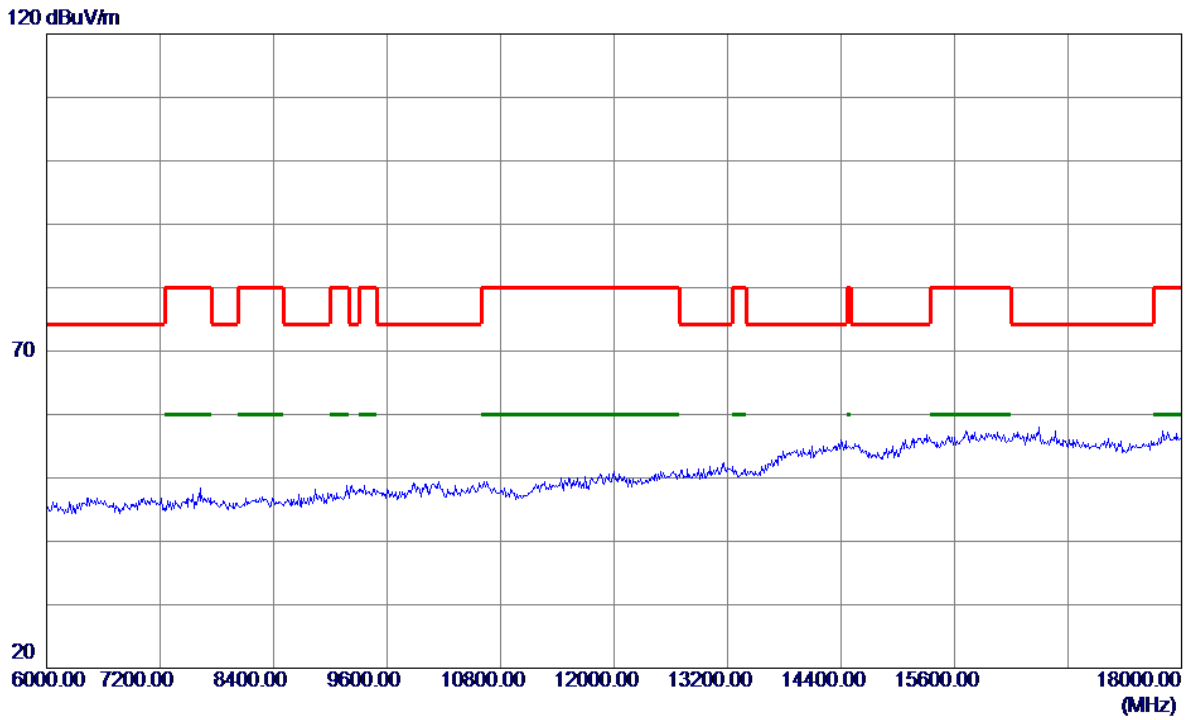
Horizontal



No.	Freq. MHz	Reading Level dBuV/m	Correct Factor dB	Measure ment dBuV/m	Limit dBuV/m	Margin dB	Detector	Comment
-----	--------------	----------------------------	-------------------------	---------------------------	-----------------	--------------	----------	---------

Orthogonal Axis :	X
Test Mode :	UNII-2C/ TX N20 Mode 5500MHz

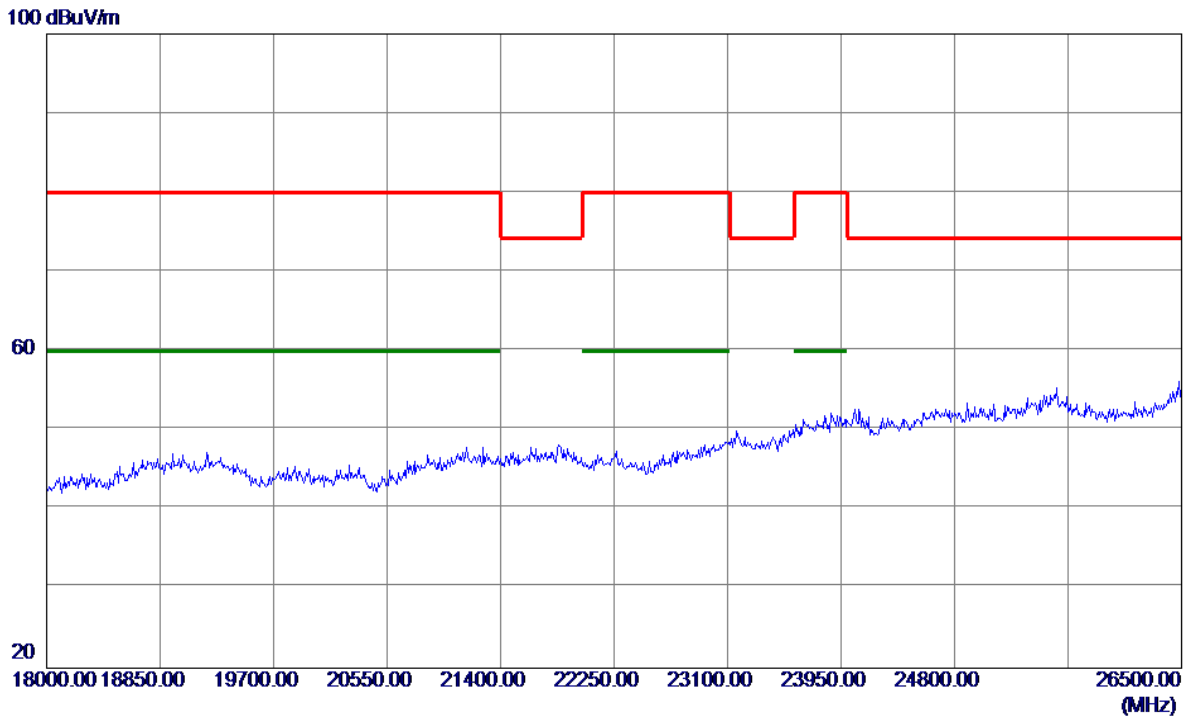
Horizontal



No.	Freq. MHz	Reading Level dBuV/m	Correct Factor dB	Measure ment dBuV/m	Limit dBuV/m	Margin dB	Detector	Comment
-----	--------------	----------------------------	-------------------------	---------------------------	-----------------	--------------	----------	---------

Orthogonal Axis :	X
Test Mode :	UNII-2C/ TX N20 Mode 5500MHz

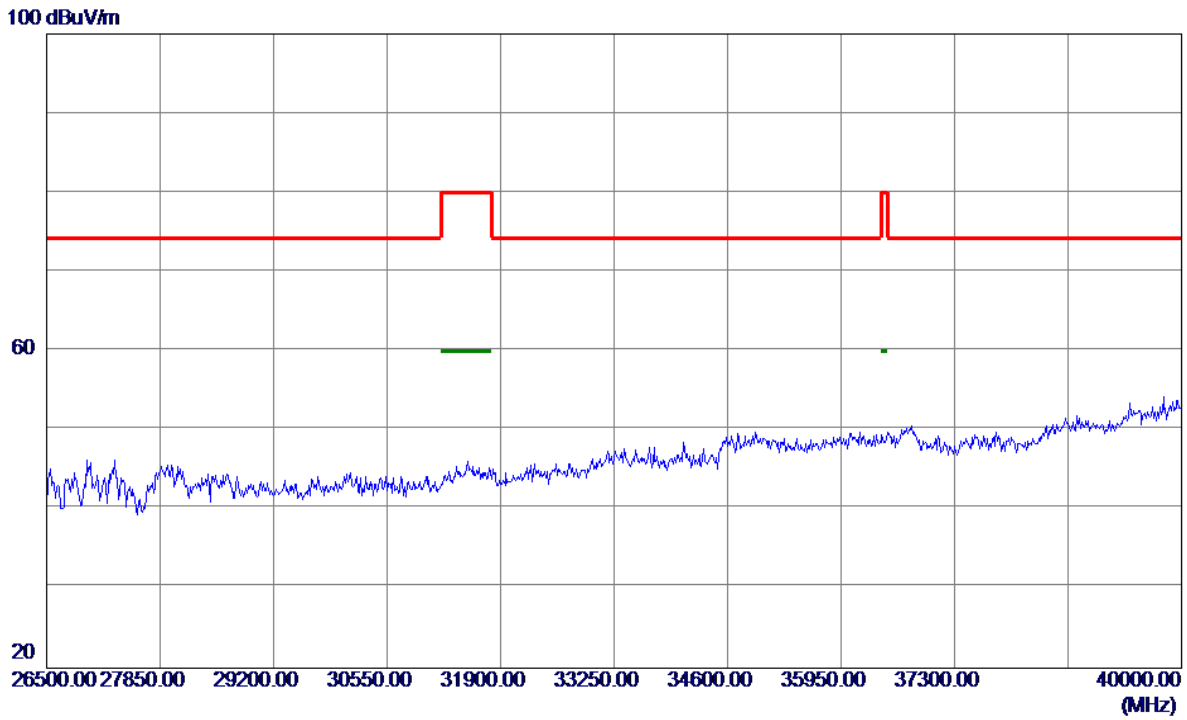
Horizontal



No.	Freq. MHz	Reading Level dBuV/m	Correct Factor dB	Measure ment dBuV/m	Limit dBuV/m	Margin dB	Detector	Comment
-----	--------------	----------------------------	-------------------------	---------------------------	-----------------	--------------	----------	---------

Orthogonal Axis :	X
Test Mode :	UNII-2C/ TX N20 Mode 5500MHz

Horizontal

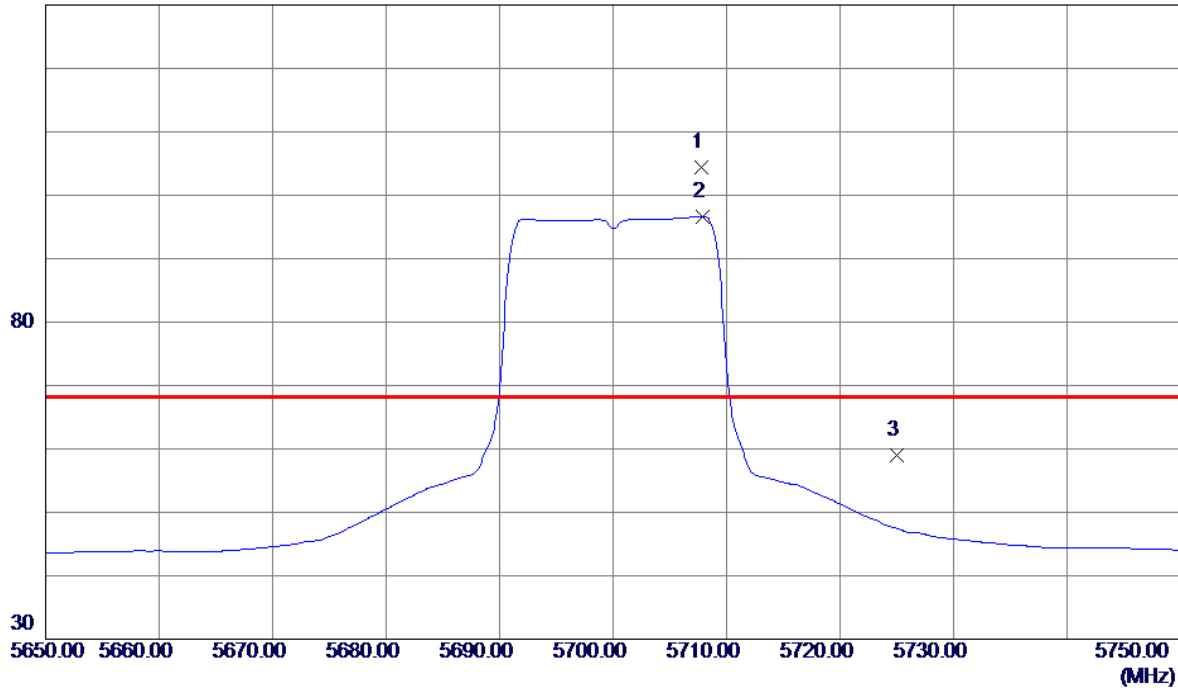


No.	Freq. MHz	Reading Level dBuV/m	Correct Factor dB	Measure ment dBuV/m	Limit dBuV/m	Margin dB	Detector	Comment
-----	--------------	----------------------------	-------------------------	---------------------------	-----------------	--------------	----------	---------

Orthogonal Axis :	X
Test Mode :	UNII-2C/ TX N20 Mode 5700MHz

Vertical

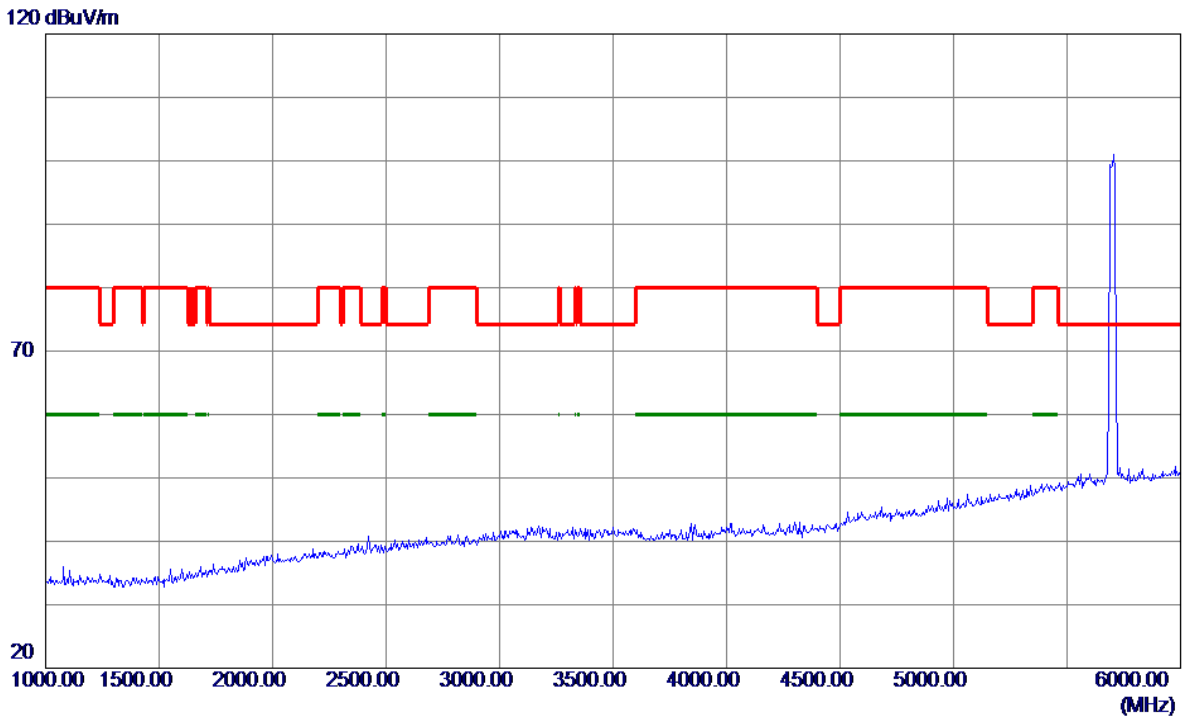
130 dBuV/m



No.	Freq. MHz	Reading Level dBuV/m	Correct Factor dB	Measure ment dBuV/m	Limit dBuV/m	Margin dB	Detector	Comment
1 *	5707.8000	60.85	43.51	104.36	68.30	36.06	Peak	No Limit
2	5707.9000	53.15	43.51	96.66	999.00	-902.34	AVG	No Limit
3	5725.0000	15.40	43.56	58.96	68.30	-9.34	Peak	

Orthogonal Axis :	X
Test Mode :	UNII-2C/ TX N20 Mode 5700MHz

Vertical

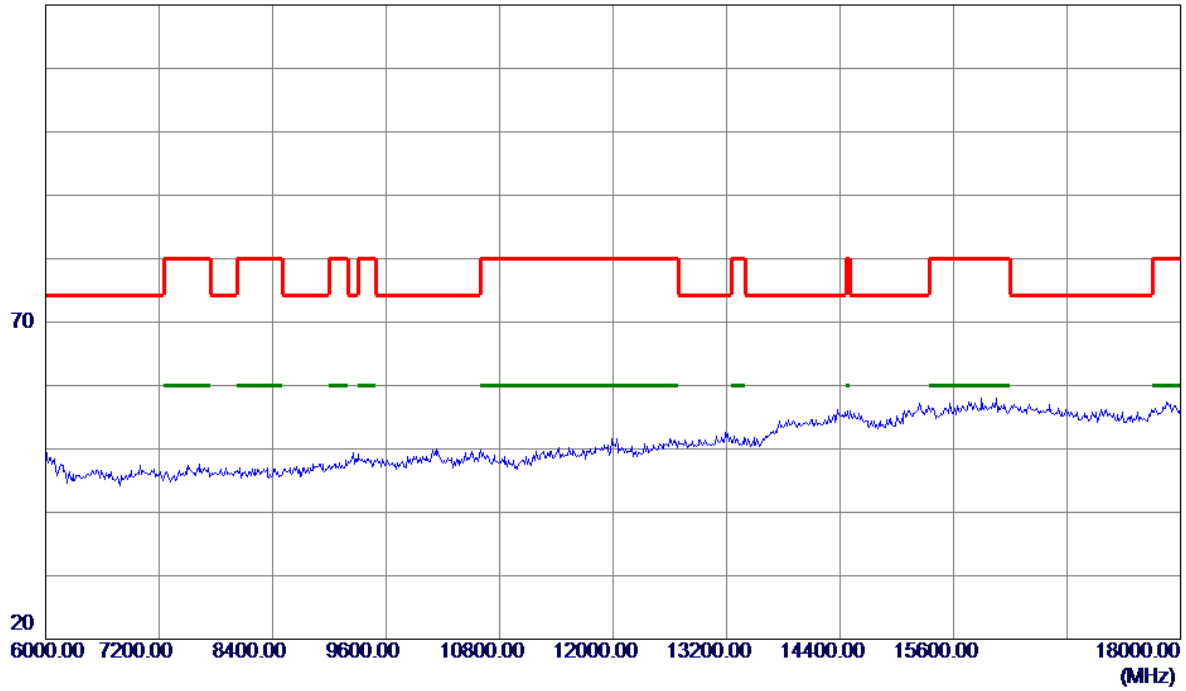


No.	Freq. MHz	Reading Level dBuV/m	Correct Factor dB	Measure ment dBuV/m	Limit dBuV/m	Margin dB	Detector	Comment
-----	--------------	----------------------------	-------------------------	---------------------------	-----------------	--------------	----------	---------

Orthogonal Axis :	X
Test Mode :	UNII-2C/ TX N20 Mode 5700MHz

Vertical

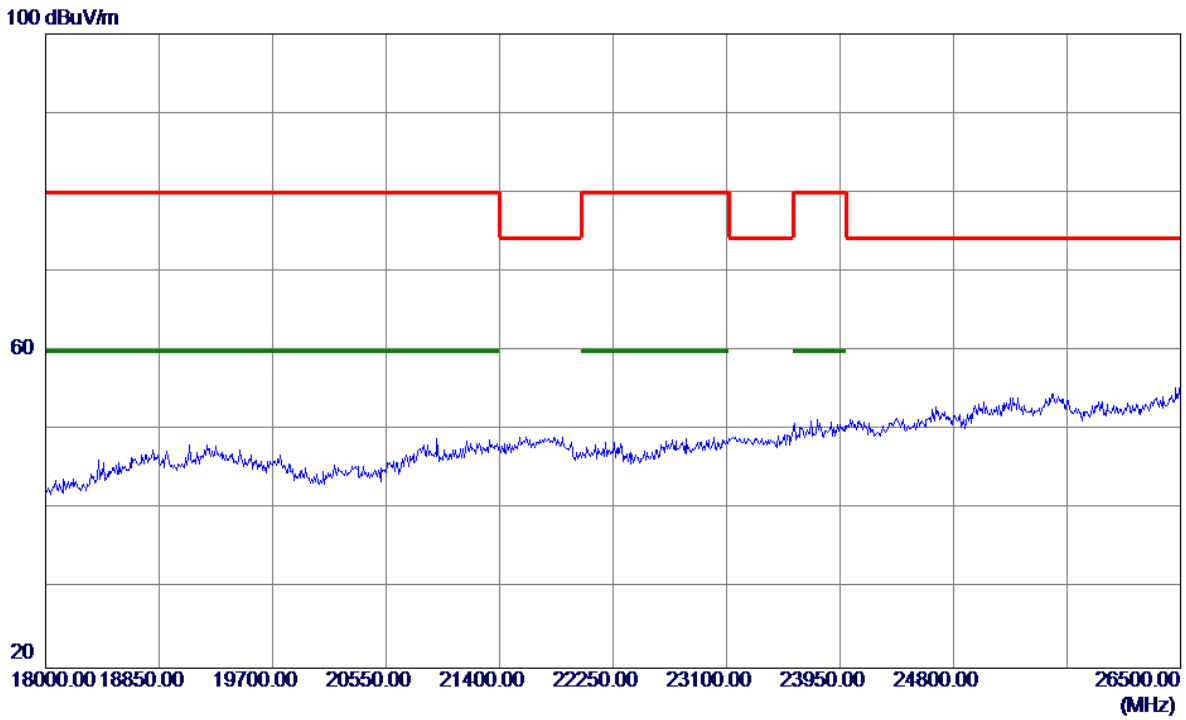
120 dBuV/m



No.	Freq. MHz	Reading Level dBuV/m	Correct Factor dB	Measure ment dBuV/m	Limit dBuV/m	Margin dB	Detector	Comment
-----	--------------	----------------------------	-------------------------	---------------------------	-----------------	--------------	----------	---------

Orthogonal Axis :	X
Test Mode :	UNII-2C/ TX N20 Mode 5700MHz

Vertical

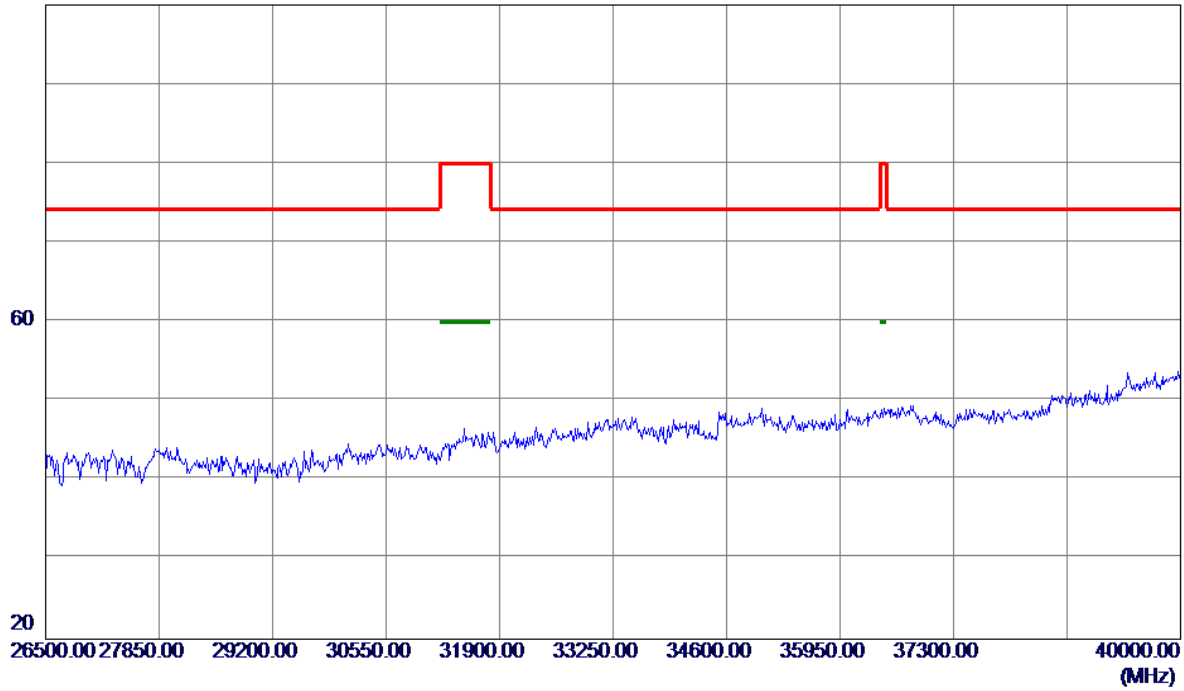


No.	Freq. MHz	Reading Level dBuV/m	Correct Factor dB	Measure ment dBuV/m	Limit dBuV/m	Margin dB	Detector	Comment
-----	--------------	----------------------------	-------------------------	---------------------------	-----------------	--------------	----------	---------

Orthogonal Axis :	X
Test Mode :	UNII-2C/ TX N20 Mode 5700MHz

Vertical

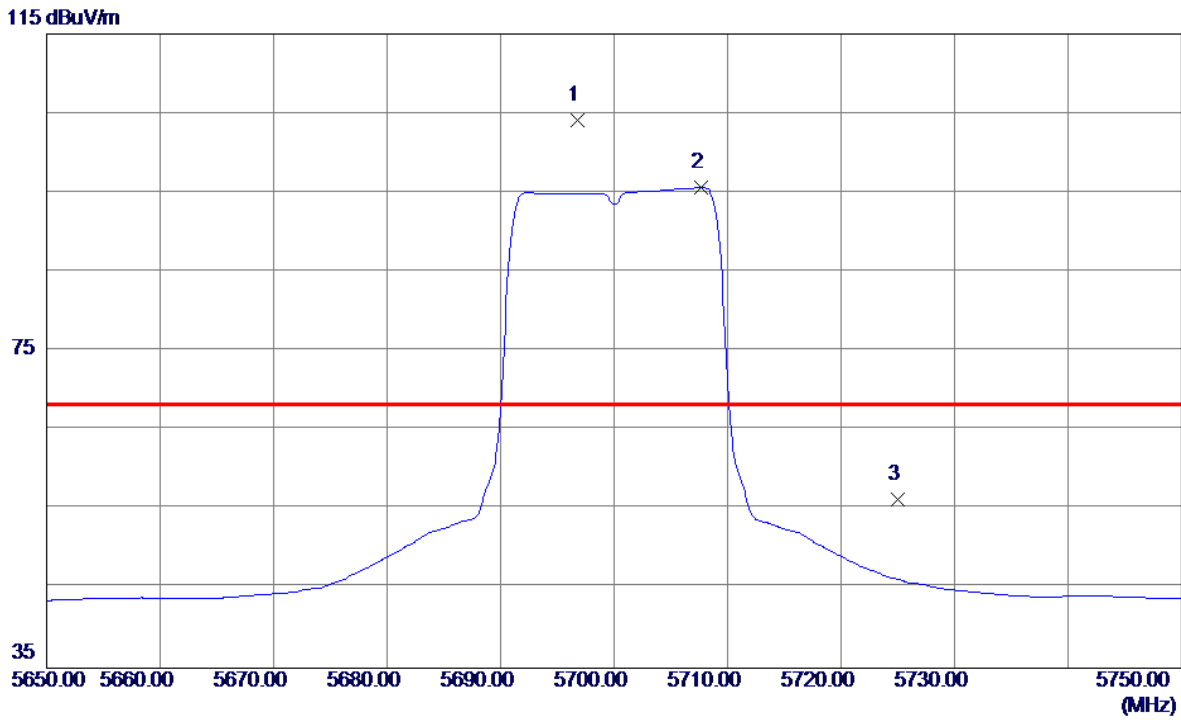
100 dBuV/m



No.	Freq. MHz	Reading Level dBuV/m	Correct Factor dB	Measure ment dBuV/m	Limit dBuV/m	Margin dB	Detector	Comment
-----	--------------	----------------------------	-------------------------	---------------------------	-----------------	--------------	----------	---------

Orthogonal Axis :	X
Test Mode :	UNII-2C/ TX N20 Mode 5700MHz

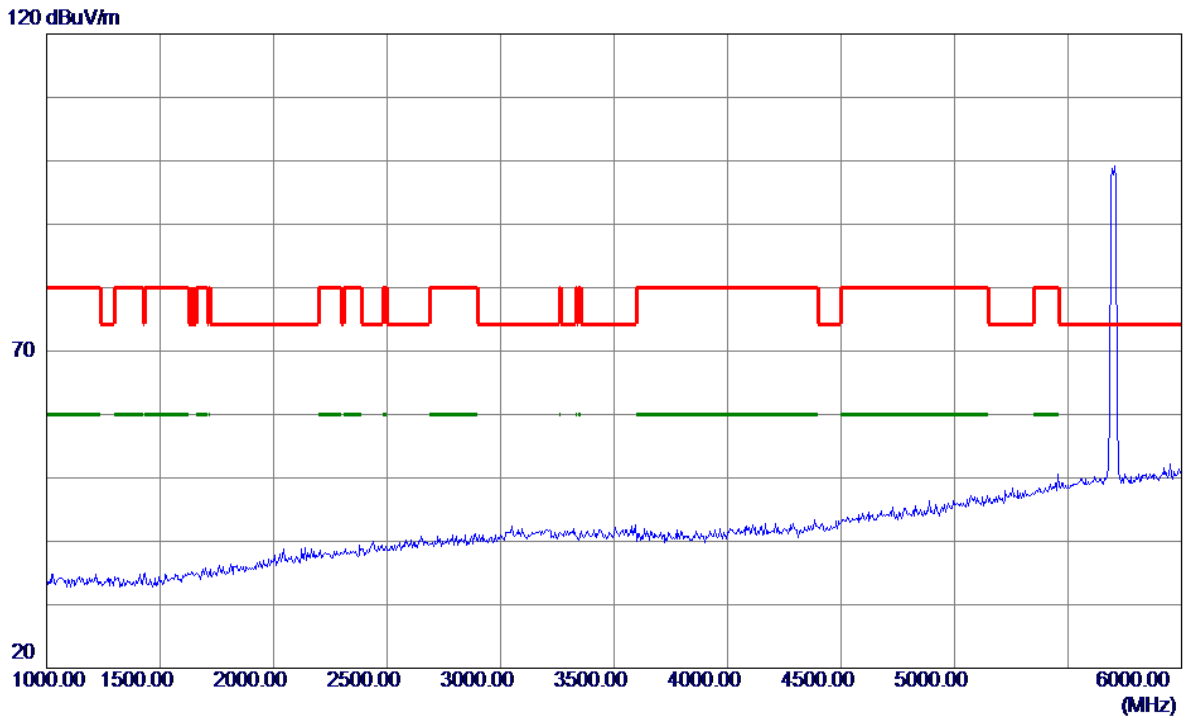
Horizontal



No.	Freq. MHz	Reading Level dBuV/m	Correct Factor dB	Measure ment dBuV/m	Limit dBuV/m	Margin dB	Detector	Comment
1 *	5696.8000	60.68	43.47	104.15	68.30	35.85	Peak	No Limit
2	5707.7000	52.09	43.51	95.60	999.00	-903.40	AVG	No Limit
3	5725.0000	12.75	43.56	56.31	68.30	-11.99	Peak	

Orthogonal Axis :	X
Test Mode :	UNII-2C/ TX N20 Mode 5700MHz

Horizontal

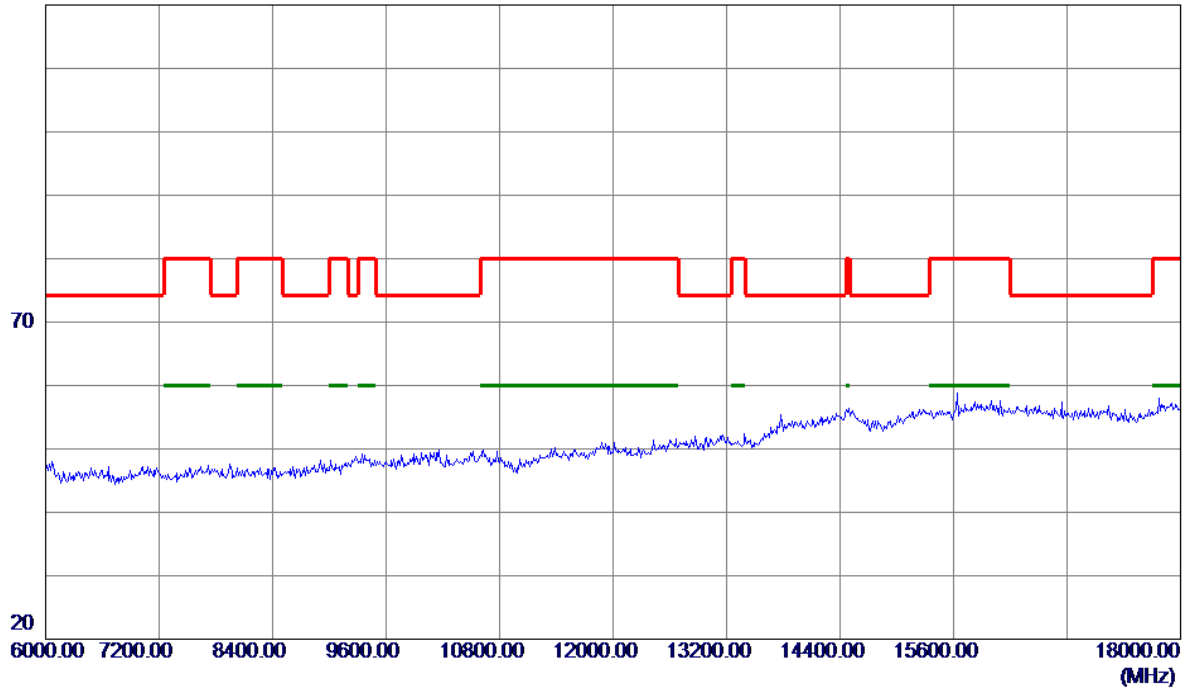


No.	Freq. MHz	Reading Level dBuV/m	Correct Factor dB	Measure ment dBuV/m	Limit dBuV/m	Margin dB	Detector	Comment
-----	--------------	----------------------------	-------------------------	---------------------------	-----------------	--------------	----------	---------

Orthogonal Axis :	X
Test Mode :	UNII-2C/ TX N20 Mode 5700MHz

Horizontal

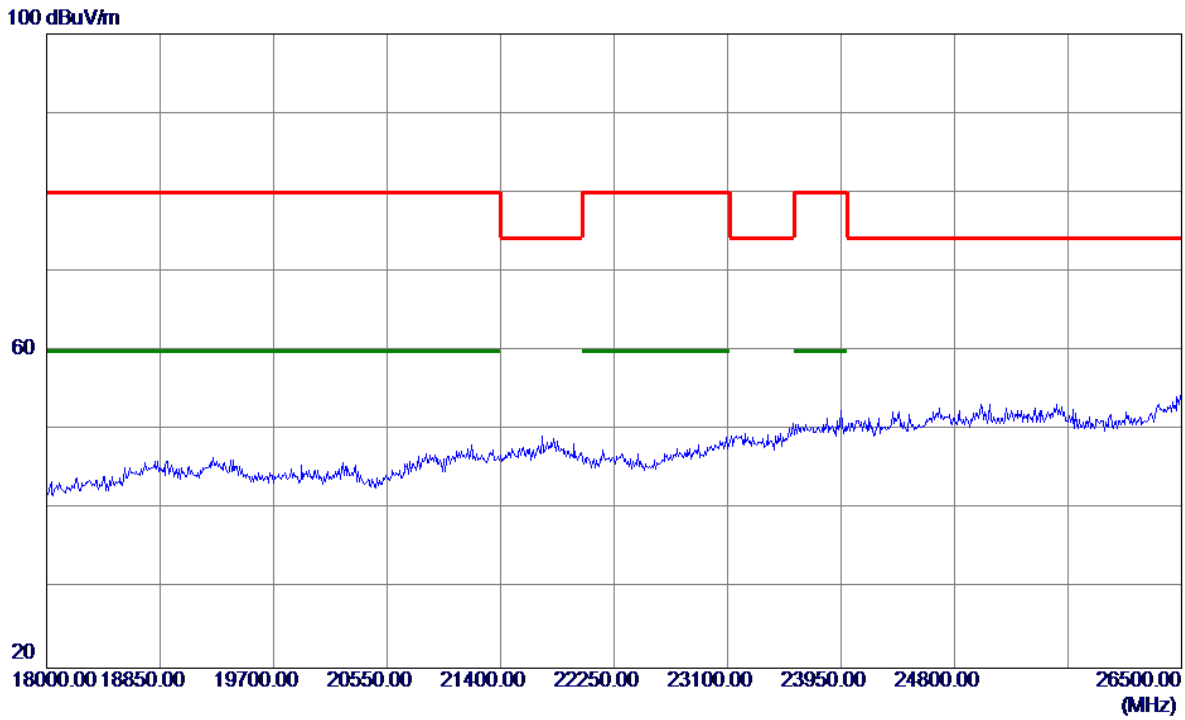
120 dBuV/m



No.	Freq. MHz	Reading Level dBuV/m	Correct Factor dB	Measure ment dBuV/m	Limit dBuV/m	Margin dB	Detector	Comment
-----	--------------	----------------------------	-------------------------	---------------------------	-----------------	--------------	----------	---------

Orthogonal Axis :	X
Test Mode :	UNII-2C/ TX N20 Mode 5700MHz

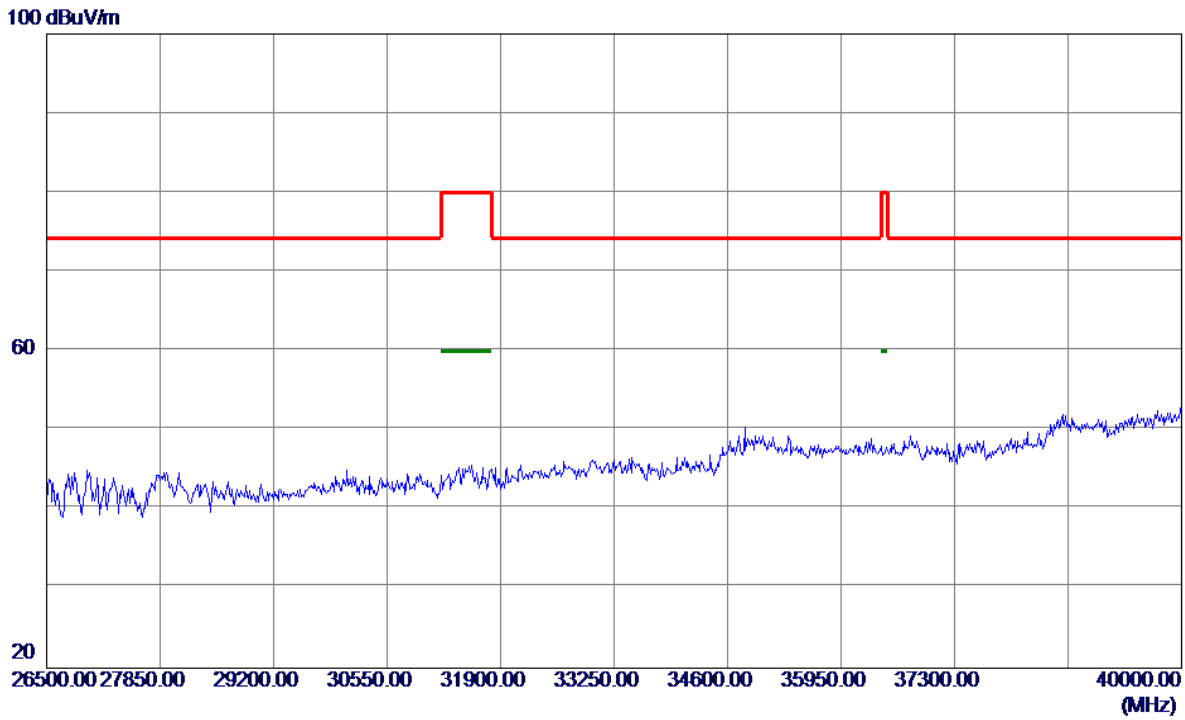
Horizontal



No.	Freq. MHz	Reading Level dBuV/m	Correct Factor dB	Measure ment dBuV/m	Limit dBuV/m	Margin dB	Detector	Comment
-----	--------------	----------------------------	-------------------------	---------------------------	-----------------	--------------	----------	---------

Orthogonal Axis :	X
Test Mode :	UNII-2C/ TX N20 Mode 5700MHz

Horizontal

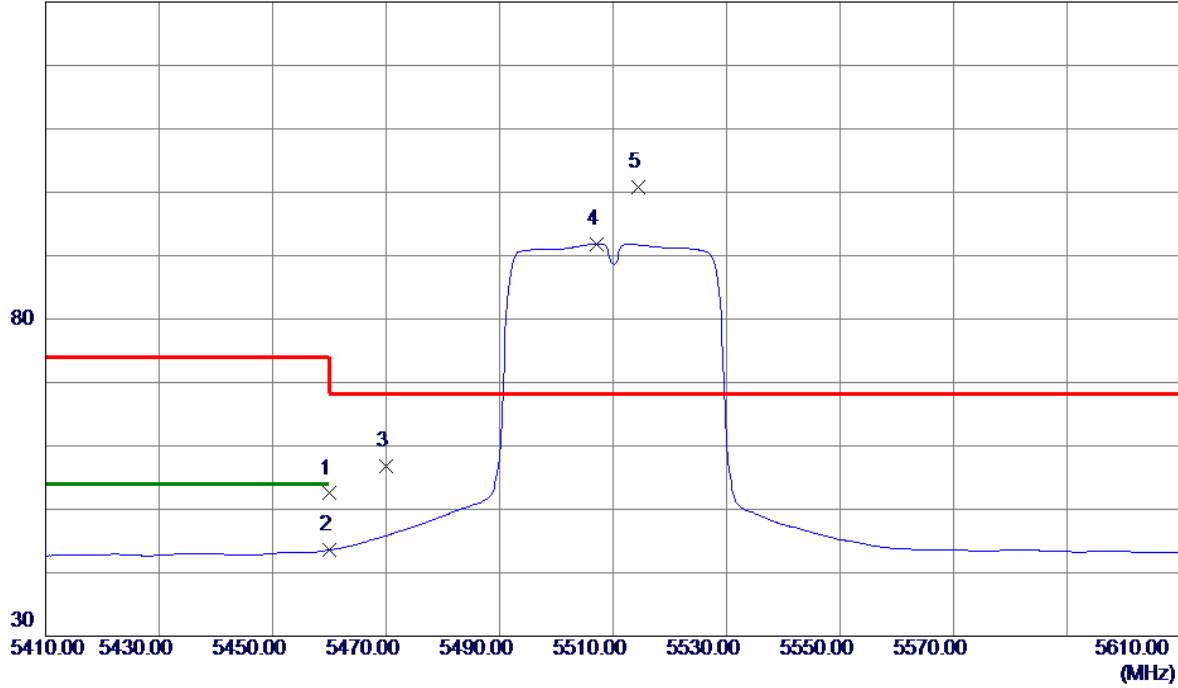


No.	Freq. MHz	Reading Level dBuV/m	Correct Factor dB	Measure ment dBuV/m	Limit dBuV/m	Margin dB	Detector	Comment
-----	--------------	----------------------------	-------------------------	---------------------------	-----------------	--------------	----------	---------

Orthogonal Axis :	X
Test Mode :	UNII-2C/ TX N40 Mode 5510MHz

Vertical

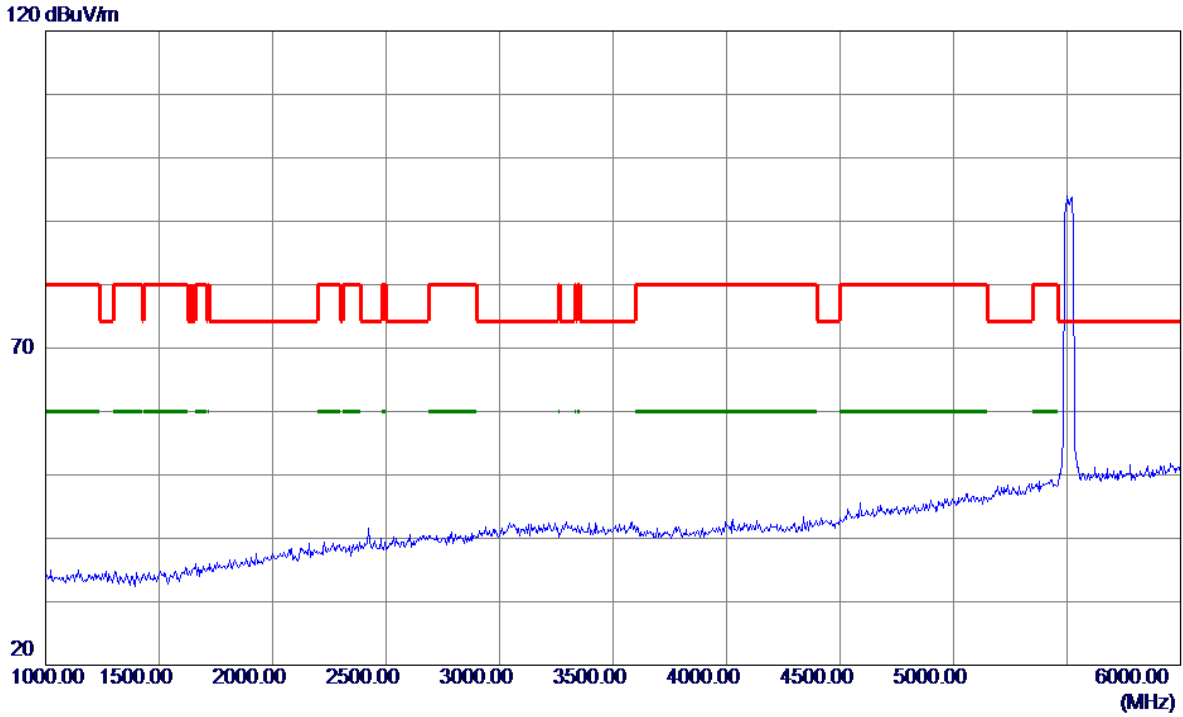
130 dBuV/m



No.	Freq. MHz	Reading Level dBuV/m	Correct Factor dB	Measure ment dBuV/m	Limit dBuV/m	Margin dB	Detector	Comment
1	5460.0000	9.82	42.68	52.50	74.00	-21.50	Peak	
2	5460.0000	0.91	42.68	43.59	54.00	-10.41	AVG	
3	5470.0000	14.15	42.73	56.88	68.30	-11.42	Peak	
4	5507.2000	48.97	42.90	91.87	999.00	-907.13	AVG	No Limit
5 *	5514.4000	57.86	42.92	100.78	68.30	32.48	Peak	No Limit

Orthogonal Axis :	X
Test Mode :	UNII-2C/ TX N40 Mode 5510MHz

Vertical

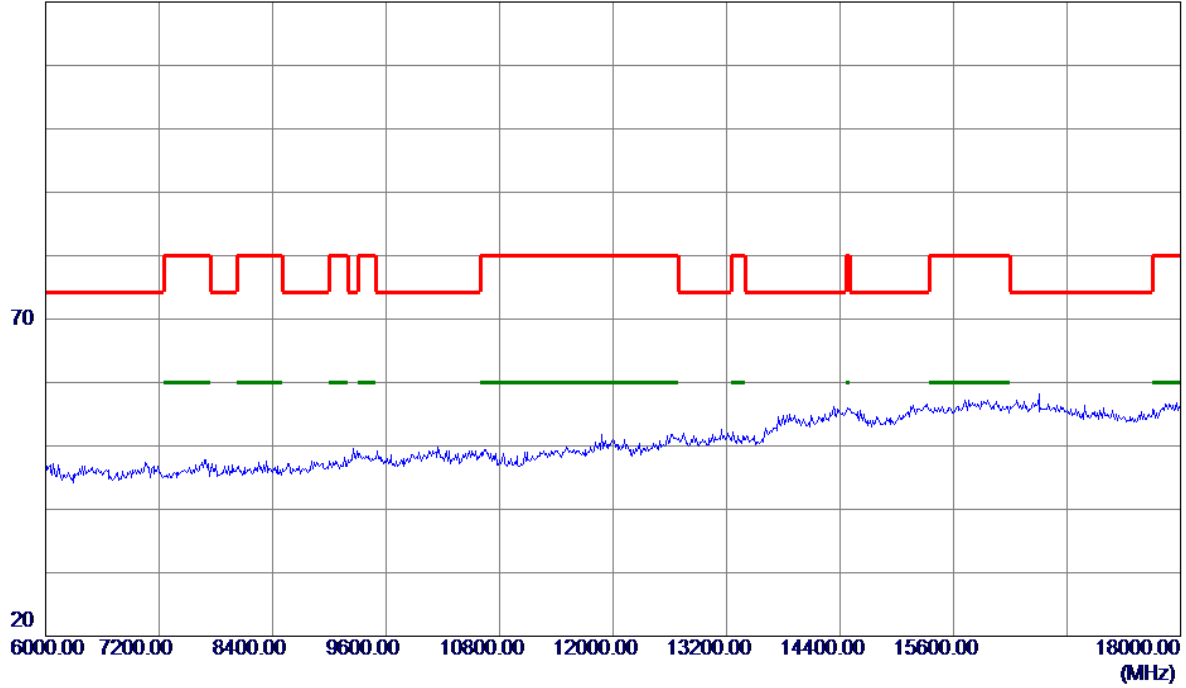


No.	Freq. MHz	Reading Level dBuV/m	Correct Factor dB	Measure ment dBuV/m	Limit dBuV/m	Margin dB	Detector	Comment
-----	--------------	----------------------------	-------------------------	---------------------------	-----------------	--------------	----------	---------

Orthogonal Axis :	X
Test Mode :	UNII-2C/ TX N40 Mode 5510MHz

Vertical

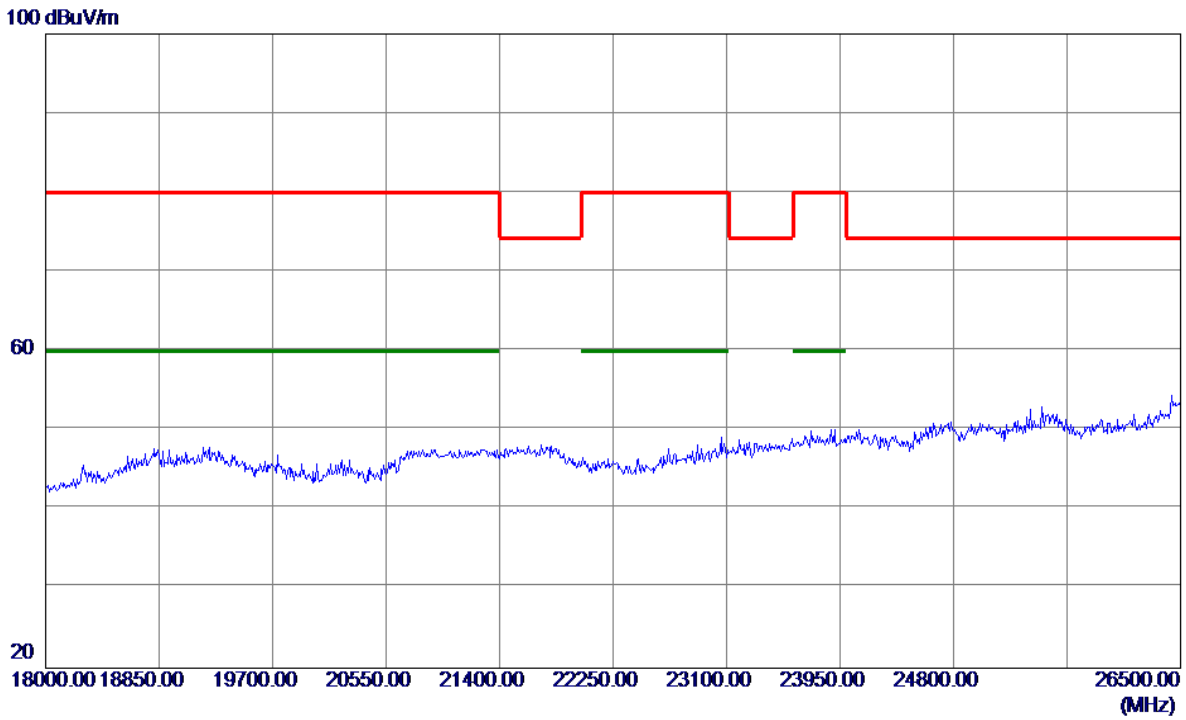
120 dBuV/m



No.	Freq. MHz	Reading Level dBuV/m	Correct Factor dB	Measure ment dBuV/m	Limit dBuV/m	Margin dB	Detector	Comment
-----	--------------	----------------------------	-------------------------	---------------------------	-----------------	--------------	----------	---------

Orthogonal Axis :	X
Test Mode :	UNII-2C/ TX N40 Mode 5510MHz

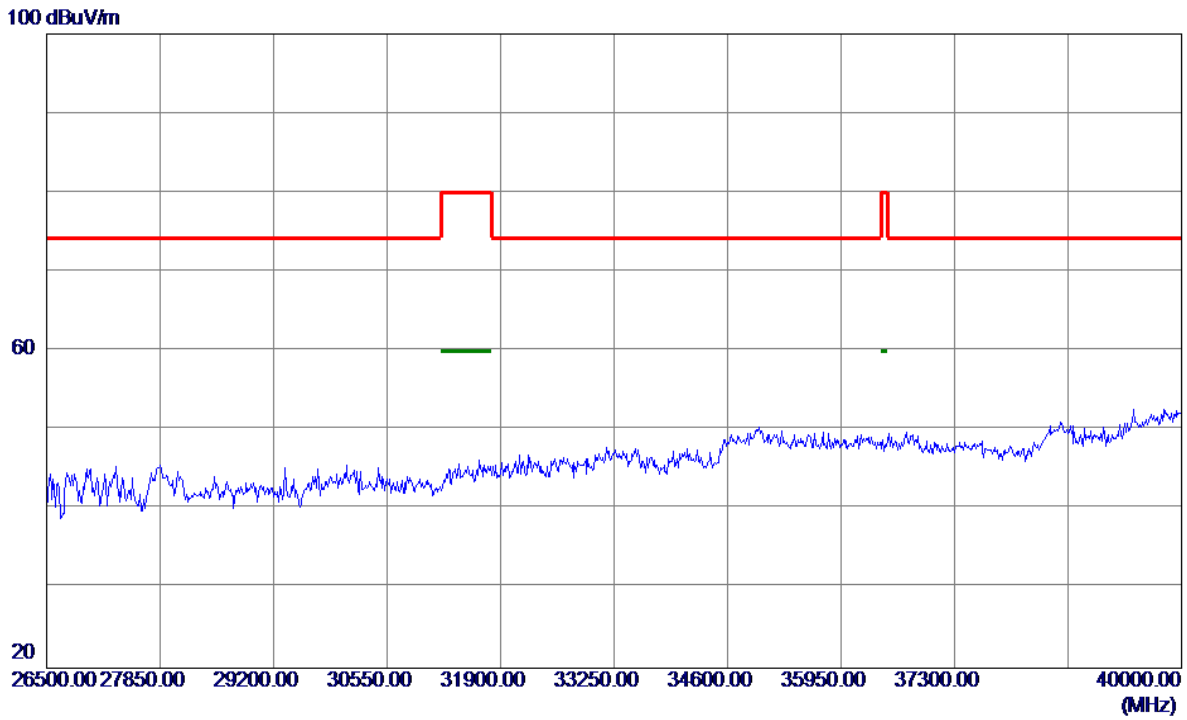
Vertical



No.	Freq. MHz	Reading Level dBuV/m	Correct Factor dB	Measure ment dBuV/m	Limit dBuV/m	Margin dB	Detector	Comment
-----	--------------	----------------------------	-------------------------	---------------------------	-----------------	--------------	----------	---------

Orthogonal Axis :	X
Test Mode :	UNII-2C/ TX N40 Mode 5510MHz

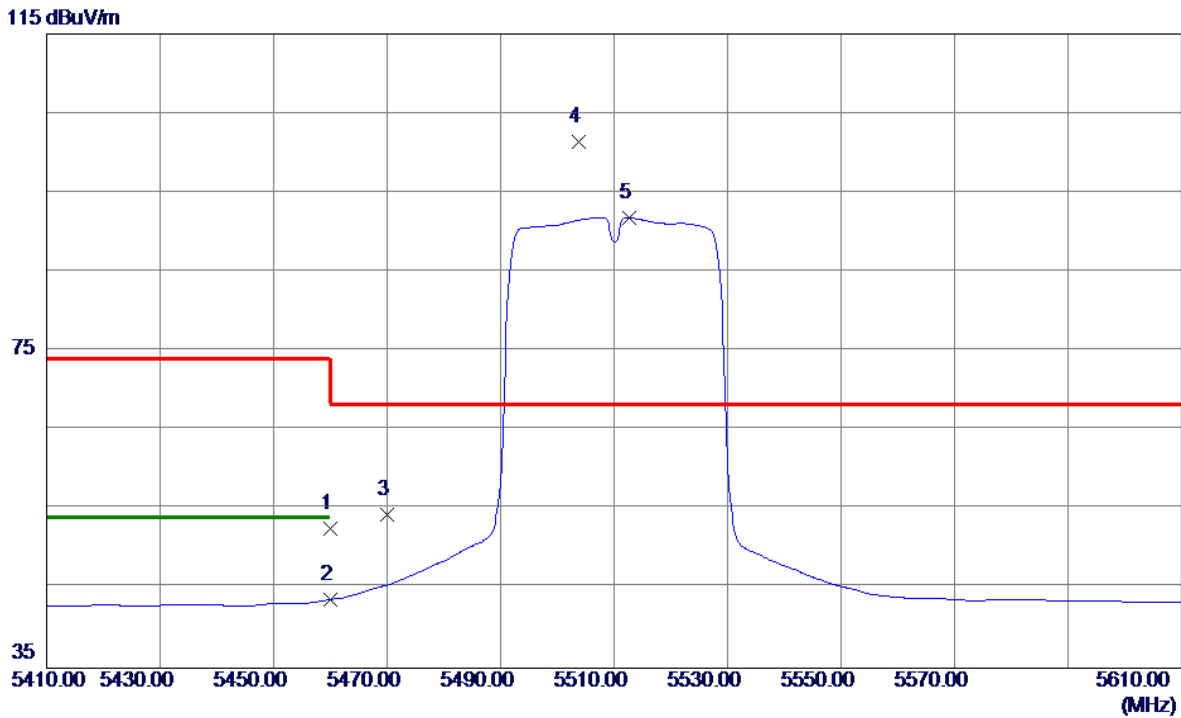
Vertical



No.	Freq. MHz	Reading Level dBuV/m	Correct Factor dB	Measure ment dBuV/m	Limit dBuV/m	Margin dB	Detector	Comment
-----	--------------	----------------------------	-------------------------	---------------------------	-----------------	--------------	----------	---------

Orthogonal Axis :	X
Test Mode :	UNII-2C/ TX N40 Mode 5510MHz

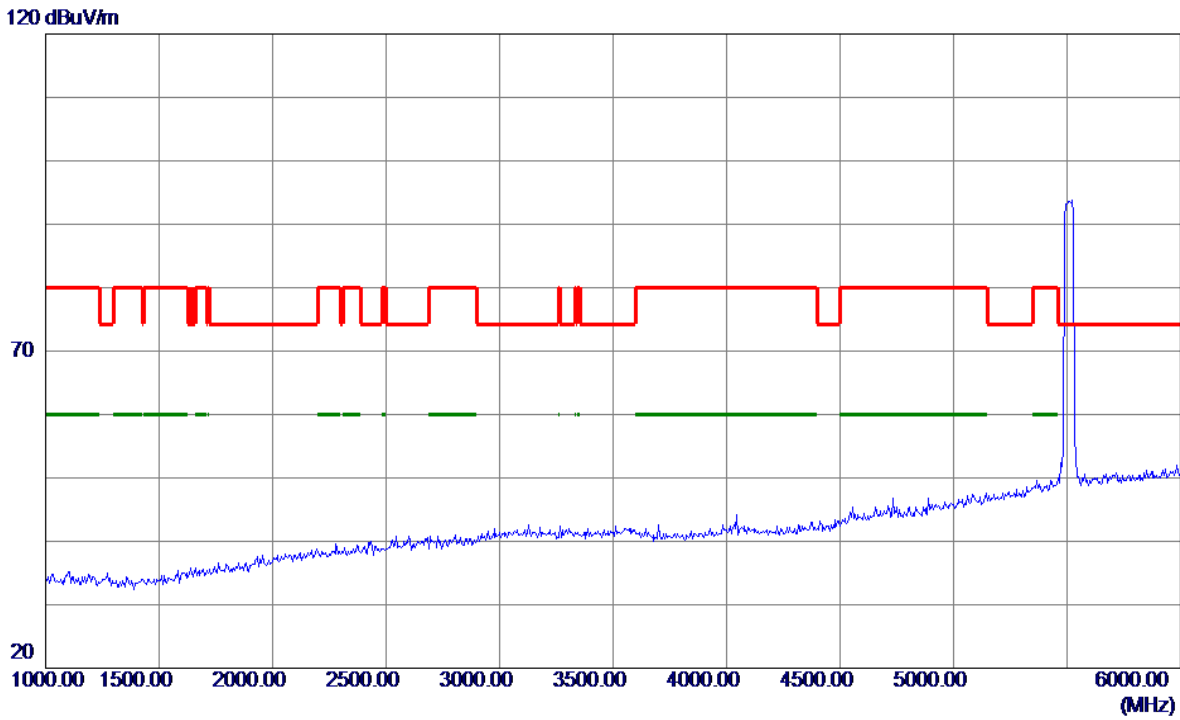
Horizontal



No.	Freq. MHz	Reading Level dBuV/m	Correct Factor dB	Measure ment dBuV/m	Limit dBuV/m	Margin dB	Detector	Comment
1	5460.0000	9.92	42.68	52.60	74.00	-21.40	Peak	
2	5460.0000	0.98	42.68	43.66	54.00	-10.34	AVG	
3	5470.0000	11.70	42.73	54.43	68.30	-13.87	Peak	
4 *	5503.8000	58.58	42.89	101.47	68.30	33.17	Peak	No Limit
5	5512.6000	48.92	42.92	91.84	999.00	-907.16	AVG	No Limit

Orthogonal Axis :	X
Test Mode :	UNII-2C/ TX N40 Mode 5510MHz

Horizontal

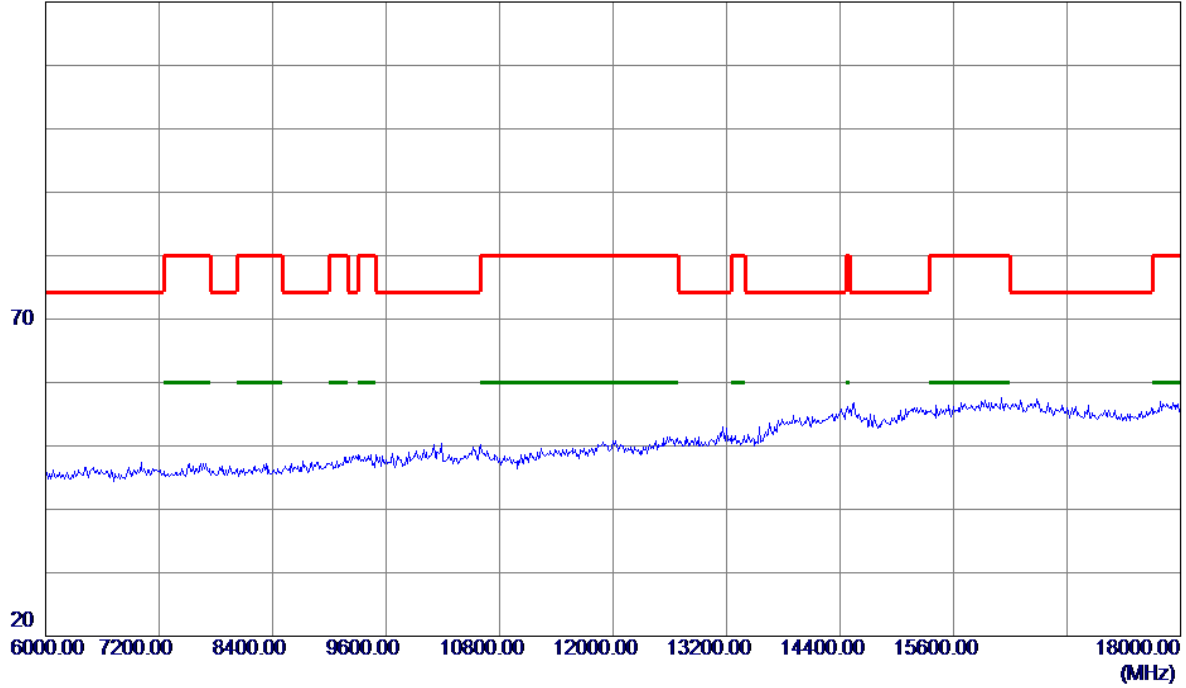


No.	Freq. MHz	Reading Level dBuV/m	Correct Factor dB	Measure ment dBuV/m	Limit dBuV/m	Margin dB	Detector	Comment
-----	--------------	----------------------------	-------------------------	---------------------------	-----------------	--------------	----------	---------

Orthogonal Axis :	X
Test Mode :	UNII-2C/ TX N40 Mode 5510MHz

Horizontal

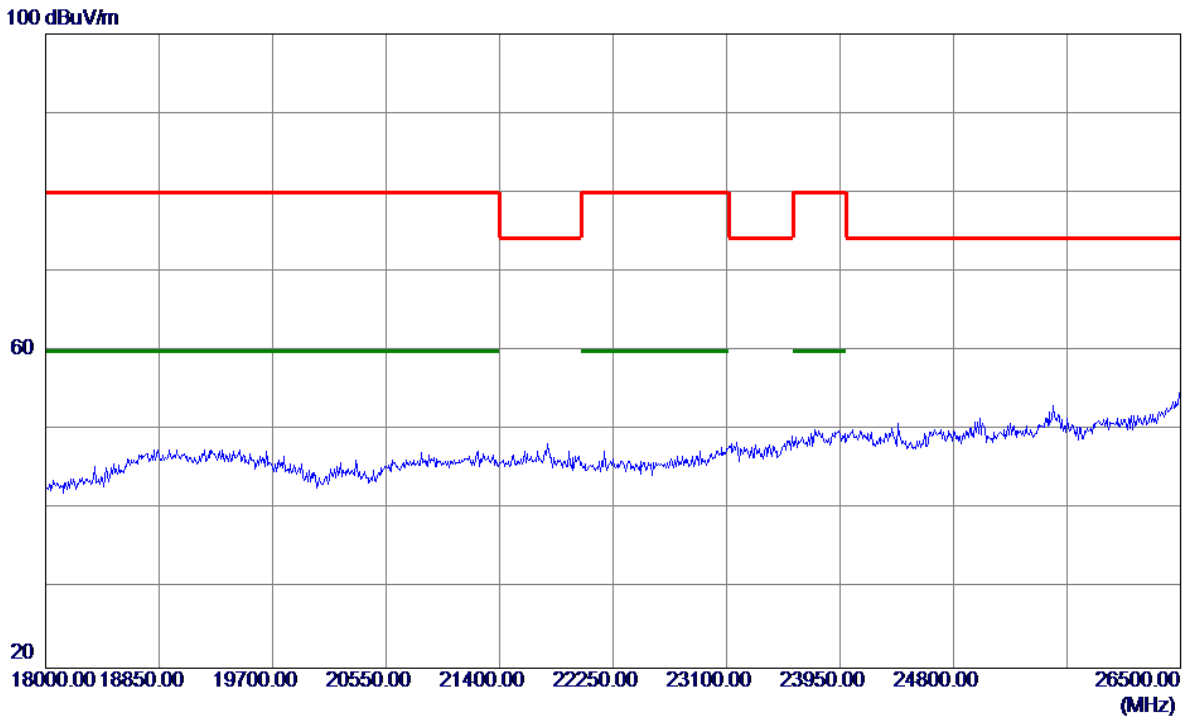
120 dBuV/m



No.	Freq. MHz	Reading Level dBuV/m	Correct Factor dB	Measure ment dBuV/m	Limit dBuV/m	Margin dB	Detector	Comment
-----	--------------	----------------------------	-------------------------	---------------------------	-----------------	--------------	----------	---------

Orthogonal Axis :	X
Test Mode :	UNII-2C/ TX N40 Mode 5510MHz

Horizontal

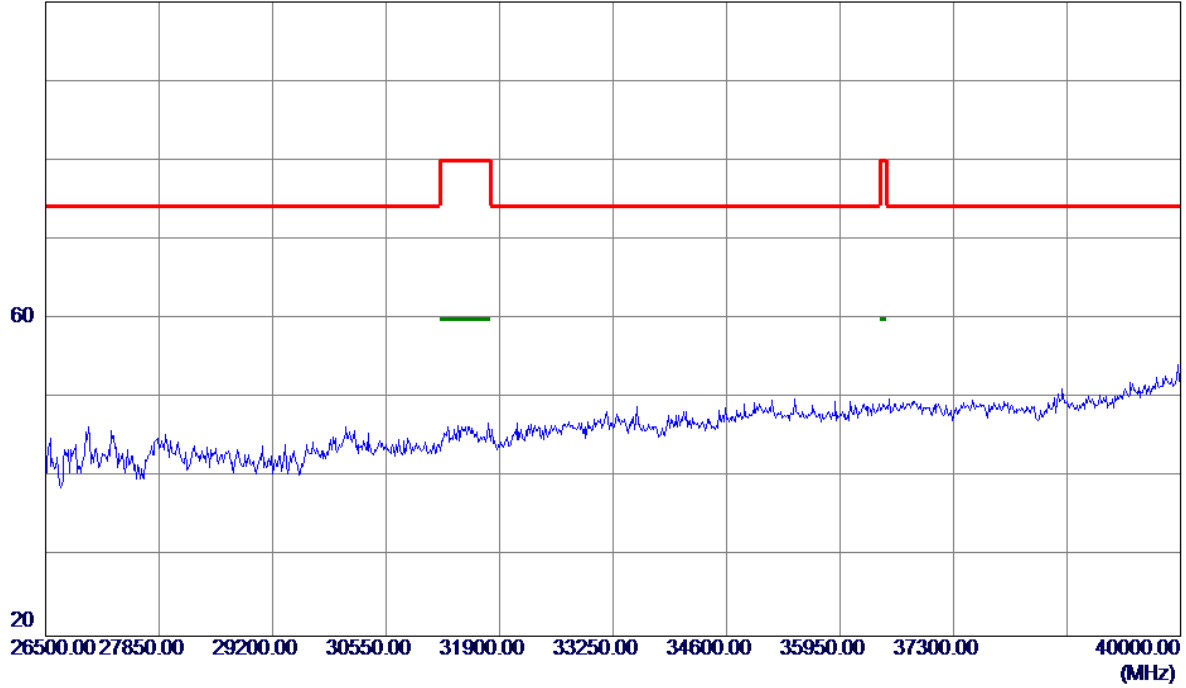


No.	Freq. MHz	Reading Level dBuV/m	Correct Factor dB	Measure ment dBuV/m	Limit dBuV/m	Margin dB	Detector	Comment
-----	--------------	----------------------------	-------------------------	---------------------------	-----------------	--------------	----------	---------

Orthogonal Axis :	X
Test Mode :	UNII-2C/ TX N40 Mode 5510MHz

Horizontal

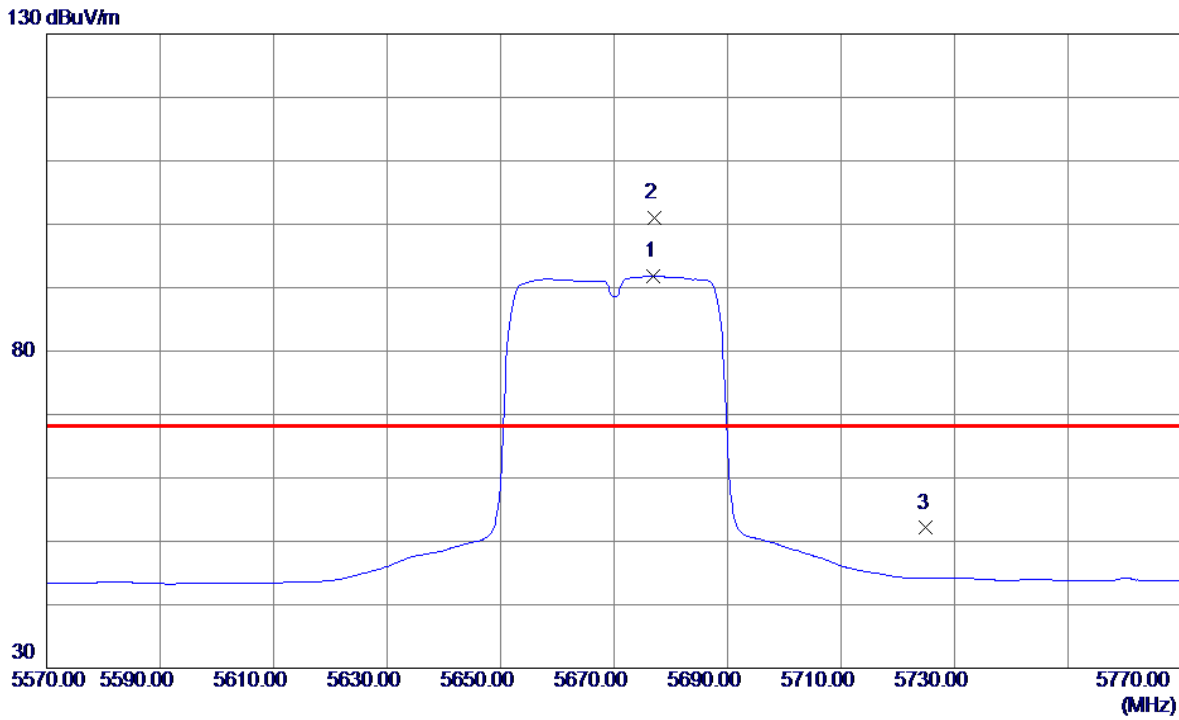
100 dBuV/m



No.	Freq. MHz	Reading Level dBuV/m	Correct Factor dB	Measure ment dBuV/m	Limit dBuV/m	Margin dB	Detector	Comment
-----	--------------	----------------------------	-------------------------	---------------------------	-----------------	--------------	----------	---------

Orthogonal Axis :	X
Test Mode :	UNII-2C/ TX N40 Mode 5670MHz

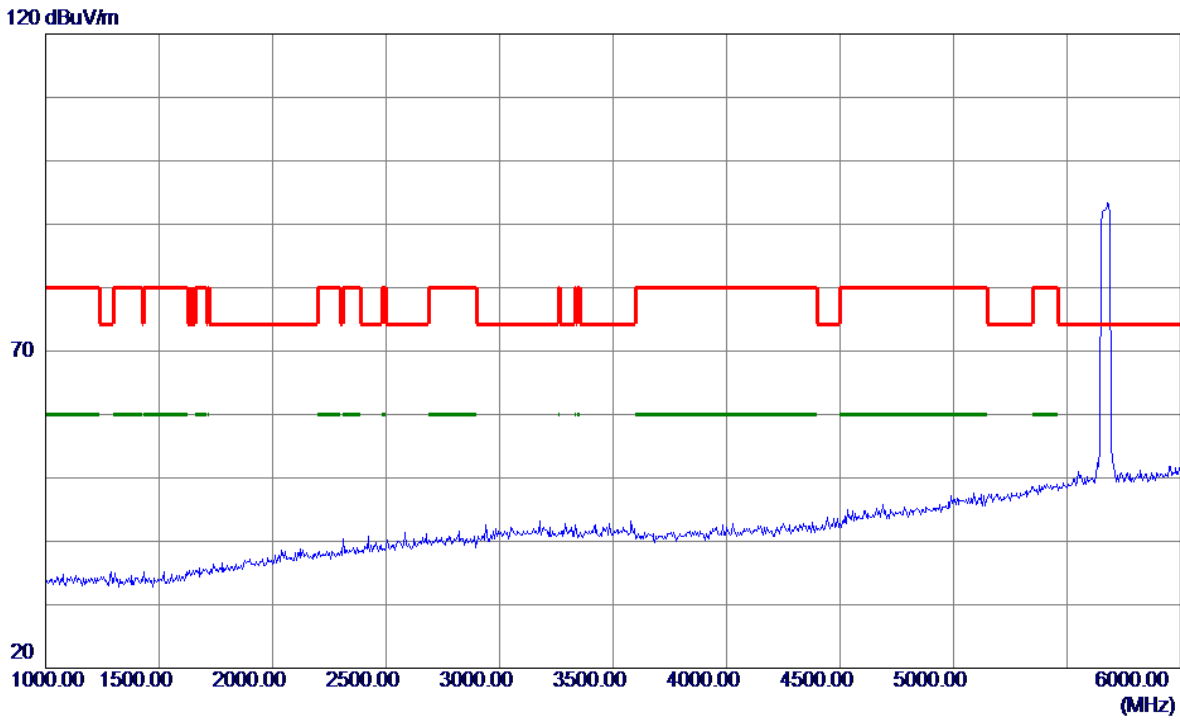
Vertical



No.	Freq. MHz	Reading Level dBuV/m	Correct Factor dB	Measure ment dBuV/m	Limit dBuV/m	Margin dB	Detector	Comment
1	5677.0000	48.33	43.41	91.74	999.00	-907.26	AVG	No Limit
2 *	5677.2000	57.51	43.42	100.93	68.30	32.63	Peak	No Limit
3	5725.0000	8.54	43.56	52.10	68.30	-16.20	Peak	

Orthogonal Axis :	X
Test Mode :	UNII-2C/ TX N40 Mode 5670MHz

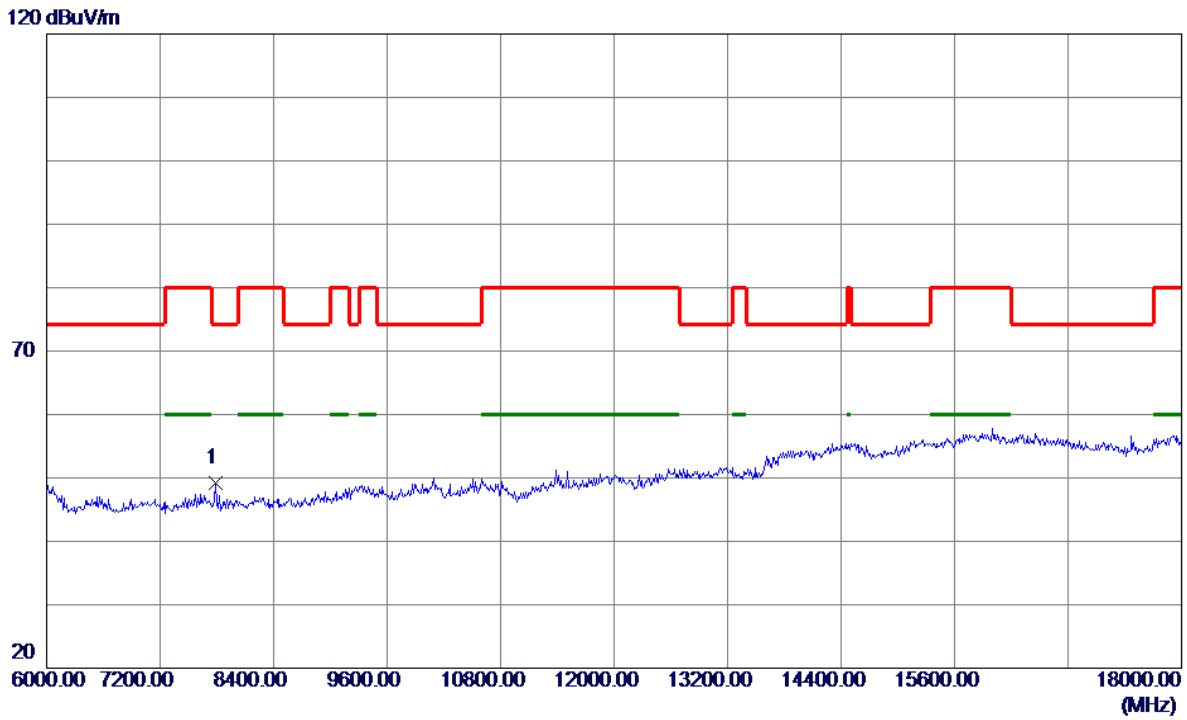
Vertical



No.	Freq. MHz	Reading Level dBuV/m	Correct Factor dB	Measure ment dBuV/m	Limit dBuV/m	Margin dB	Detector	Comment
-----	--------------	----------------------------	-------------------------	---------------------------	-----------------	--------------	----------	---------

Orthogonal Axis :	X
Test Mode :	UNII-2C/ TX N40 Mode 5670MHz

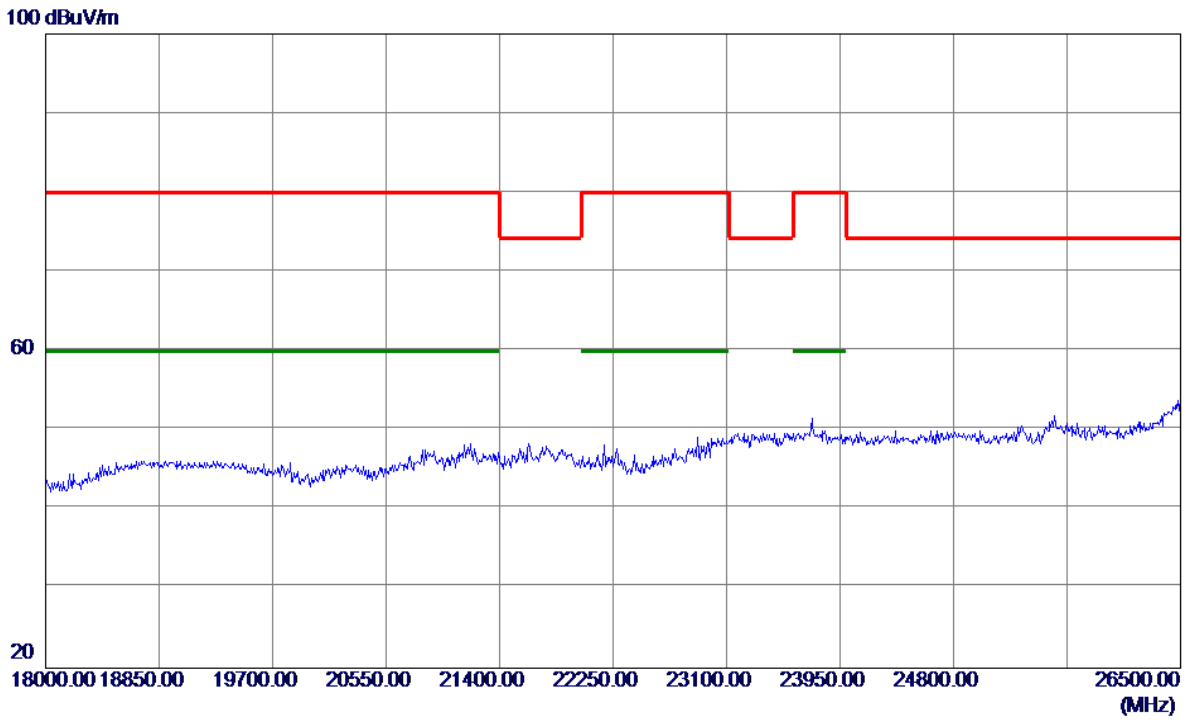
Vertical



No.	Freq. MHz	Reading Level dBuV/m	Correct Factor dB	Measure ment dBuV/m	Limit dBuV/m	Margin dB	Detector	Comment
1 *	7788.0000	35.83	13.35	49.18	74.30	-25.12	Peak	

Orthogonal Axis :	X
Test Mode :	UNII-2C/ TX N40 Mode 5670MHz

Vertical

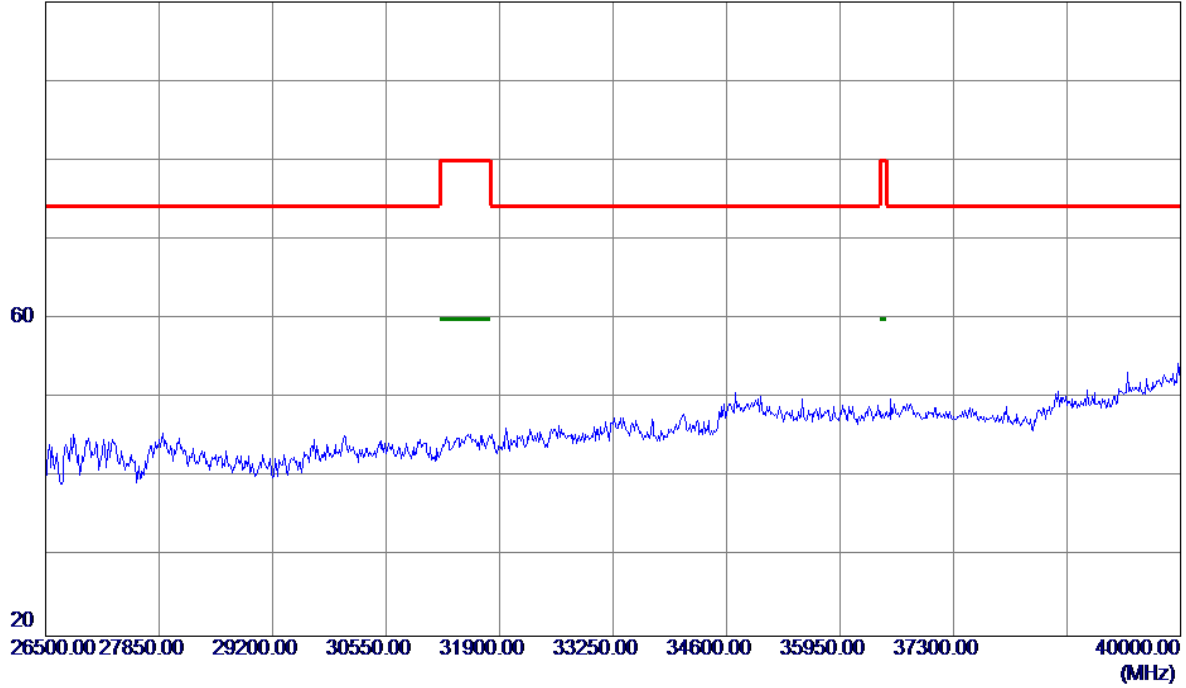


No.	Freq. MHz	Reading Level dBuV/m	Correct Factor dB	Measure ment dBuV/m	Limit dBuV/m	Margin dB	Detector	Comment
-----	--------------	----------------------------	-------------------------	---------------------------	-----------------	--------------	----------	---------

Orthogonal Axis :	X
Test Mode :	UNII-2C/ TX N40 Mode 5670MHz

Vertical

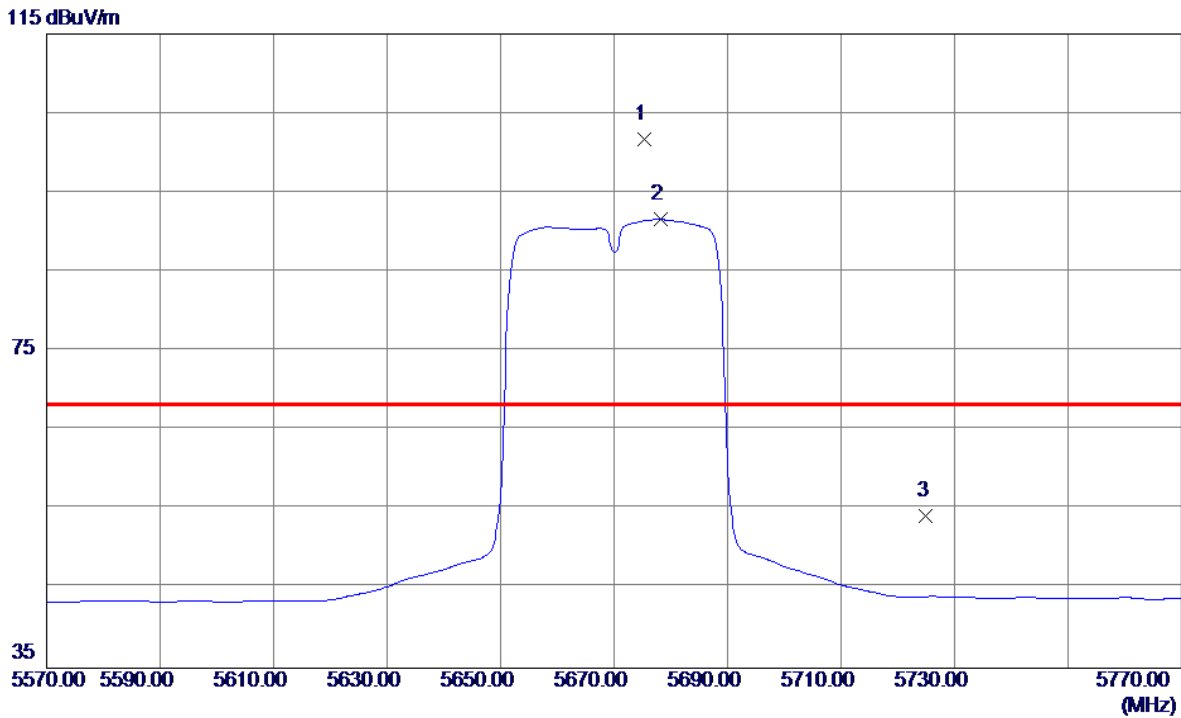
100 dBuV/m



No.	Freq. MHz	Reading Level dBuV/m	Correct Factor dB	Measure ment dBuV/m	Limit dBuV/m	Margin dB	Detector	Comment
-----	--------------	----------------------------	-------------------------	---------------------------	-----------------	--------------	----------	---------

Orthogonal Axis :	X
Test Mode :	UNII-2C/ TX N40 Mode 5670MHz

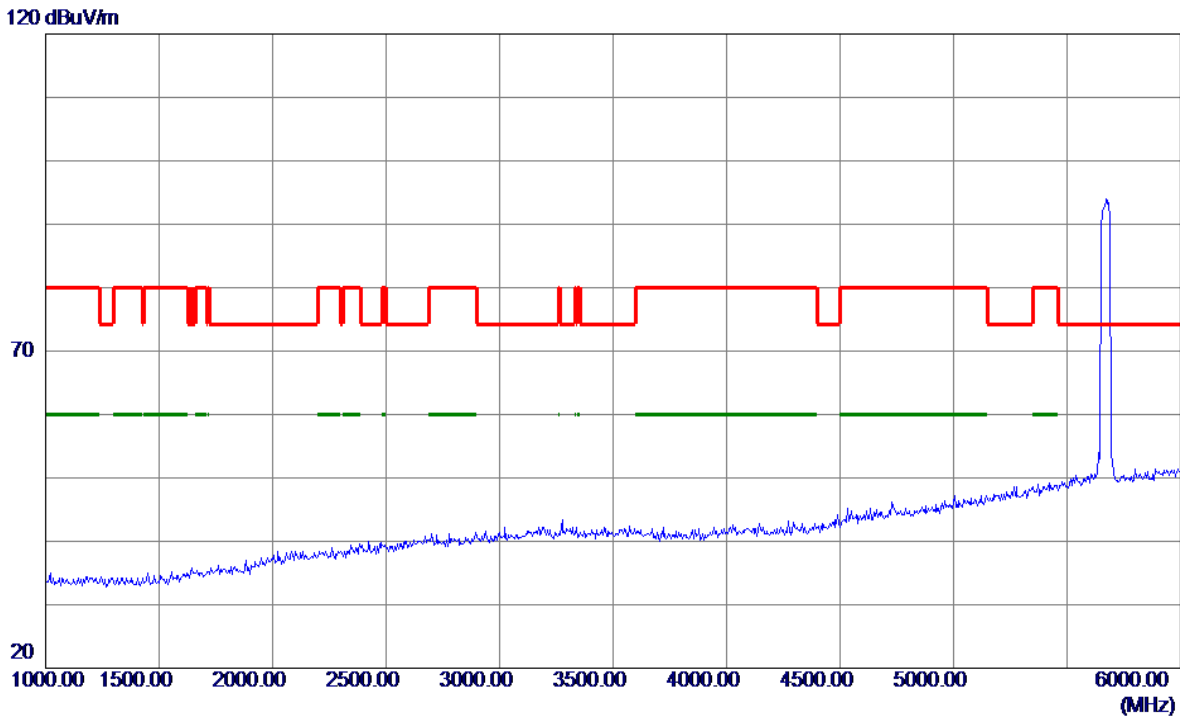
Horizontal



No.	Freq. MHz	Reading Level dBuV/m	Correct Factor dB	Measure ment dBuV/m	Limit dBuV/m	Margin dB	Detector	Comment
1 *	5675.4000	58.36	43.41	101.77	68.30	33.47	Peak	No Limit
2	5678.2000	48.20	43.42	91.62	999.00	-907.38	AVG	No Limit
3	5725.0000	10.64	43.56	54.20	68.30	-14.10	Peak	

Orthogonal Axis :	X
Test Mode :	UNII-2C/ TX N40 Mode 5670MHz

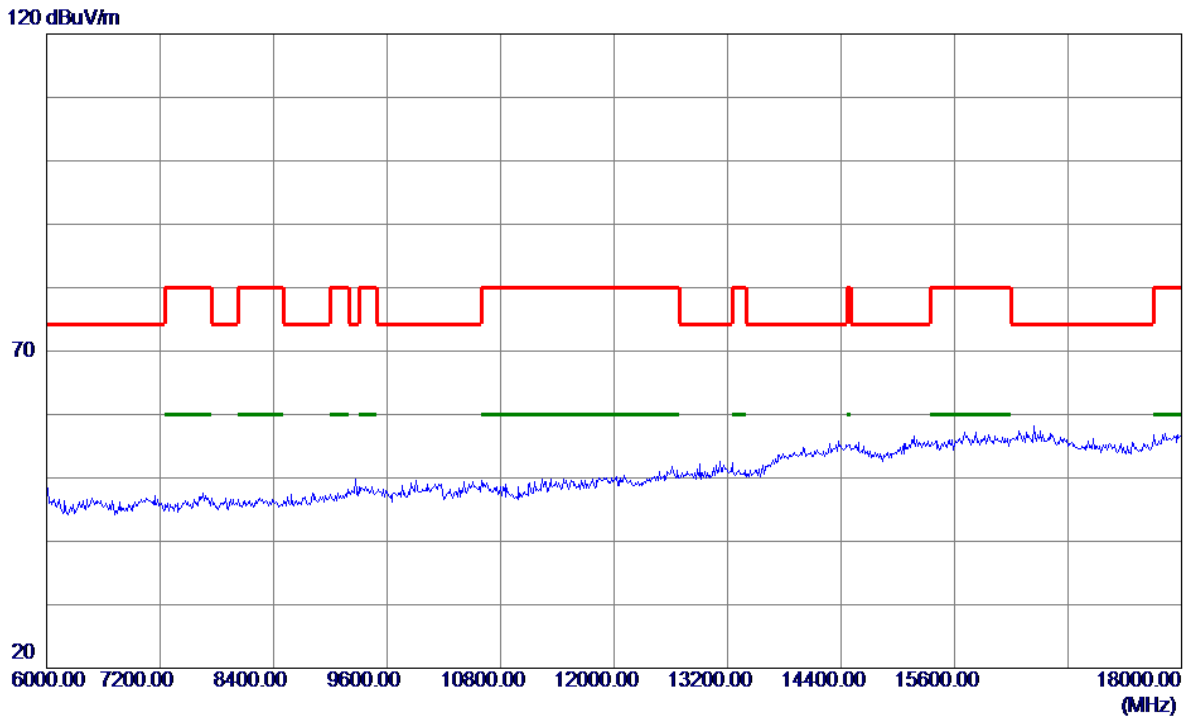
Horizontal



No.	Freq. MHz	Reading Level dBuV/m	Correct Factor dB	Measure ment dBuV/m	Limit dBuV/m	Margin dB	Detector	Comment
-----	--------------	----------------------------	-------------------------	---------------------------	-----------------	--------------	----------	---------

Orthogonal Axis :	X
Test Mode :	UNII-2C/ TX N40 Mode 5670MHz

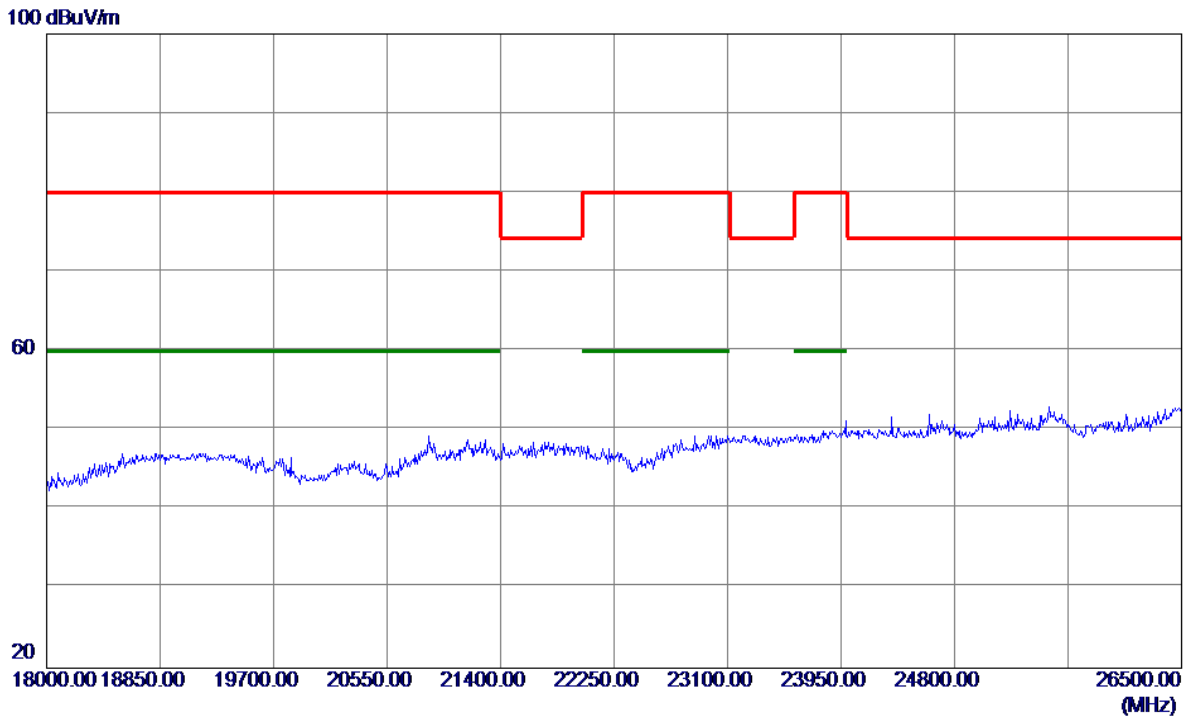
Horizontal



No.	Freq. MHz	Reading Level dBuV/m	Correct Factor dB	Measure ment dBuV/m	Limit dBuV/m	Margin dB	Detector	Comment
-----	--------------	----------------------------	-------------------------	---------------------------	-----------------	--------------	----------	---------

Orthogonal Axis :	X
Test Mode :	UNII-2C/ TX N40 Mode 5670MHz

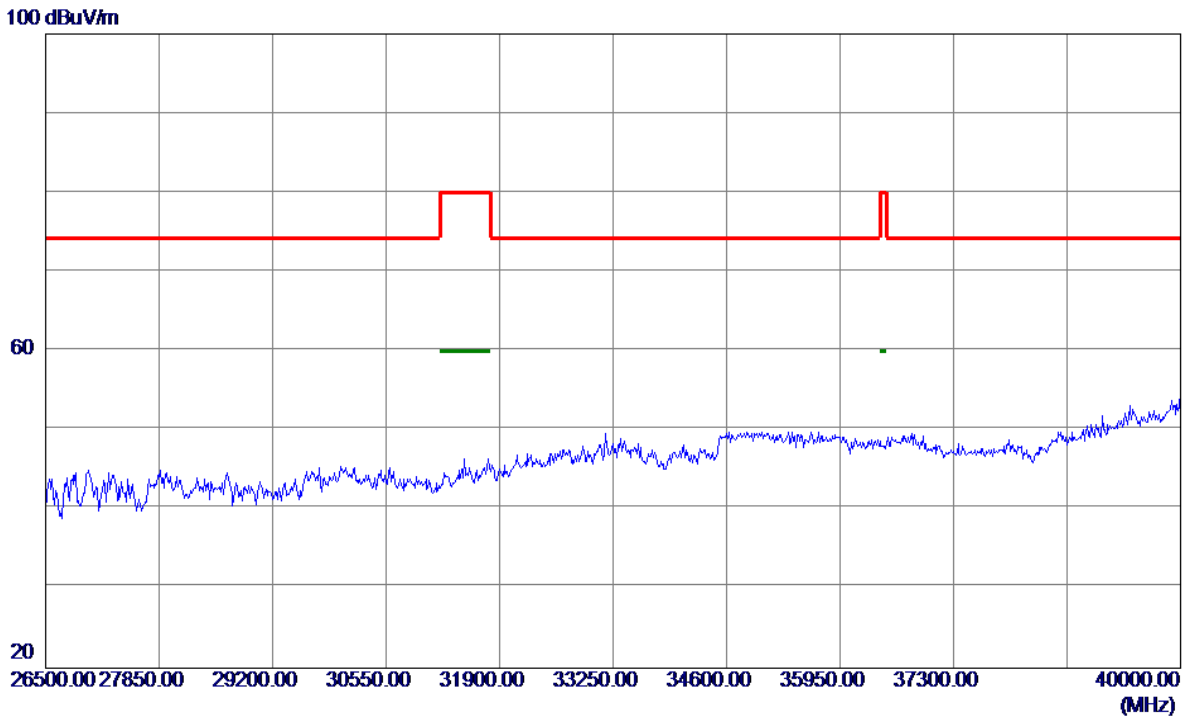
Horizontal



No.	Freq. MHz	Reading Level dBuV/m	Correct Factor dB	Measure ment dBuV/m	Limit dBuV/m	Margin dB	Detector	Comment
-----	--------------	----------------------------	-------------------------	---------------------------	-----------------	--------------	----------	---------

Orthogonal Axis :	X
Test Mode :	UNII-2C/ TX N40 Mode 5670MHz

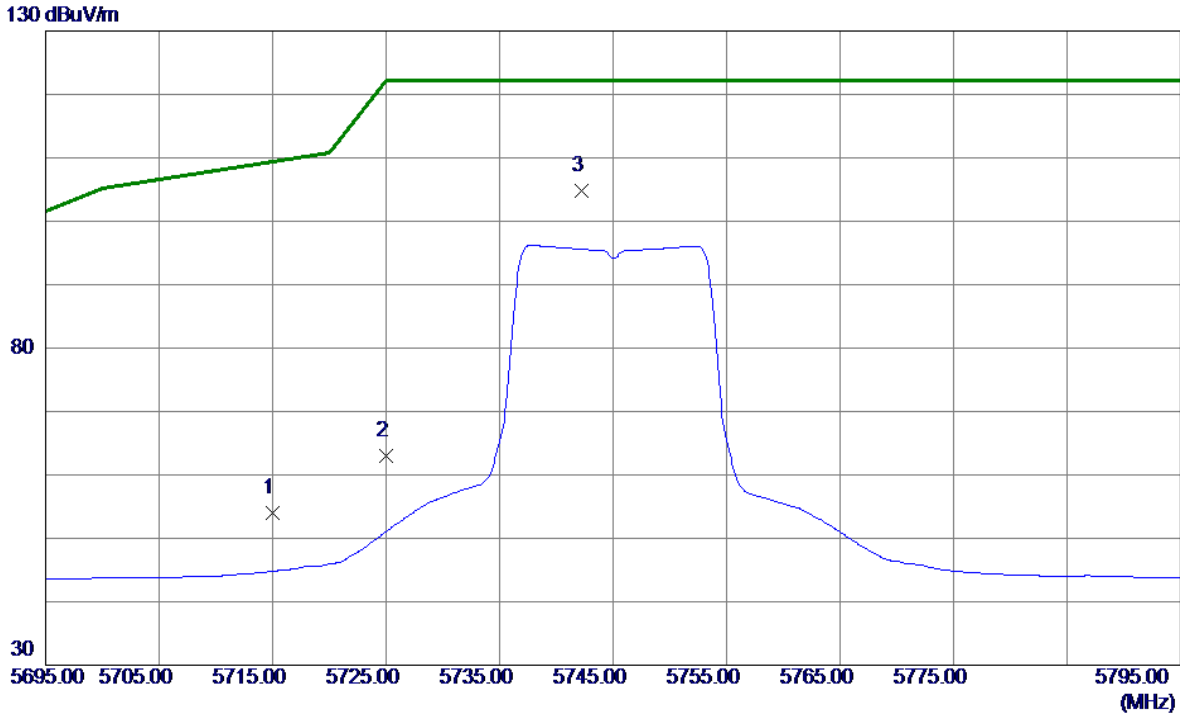
Horizontal



No.	Freq. MHz	Reading Level dBuV/m	Correct Factor dB	Measure ment dBuV/m	Limit dBuV/m	Margin dB	Detector	Comment
-----	--------------	----------------------------	-------------------------	---------------------------	-----------------	--------------	----------	---------

Orthogonal Axis:	X
Test Mode:	UNII-3/TX A Mode 5745MHz

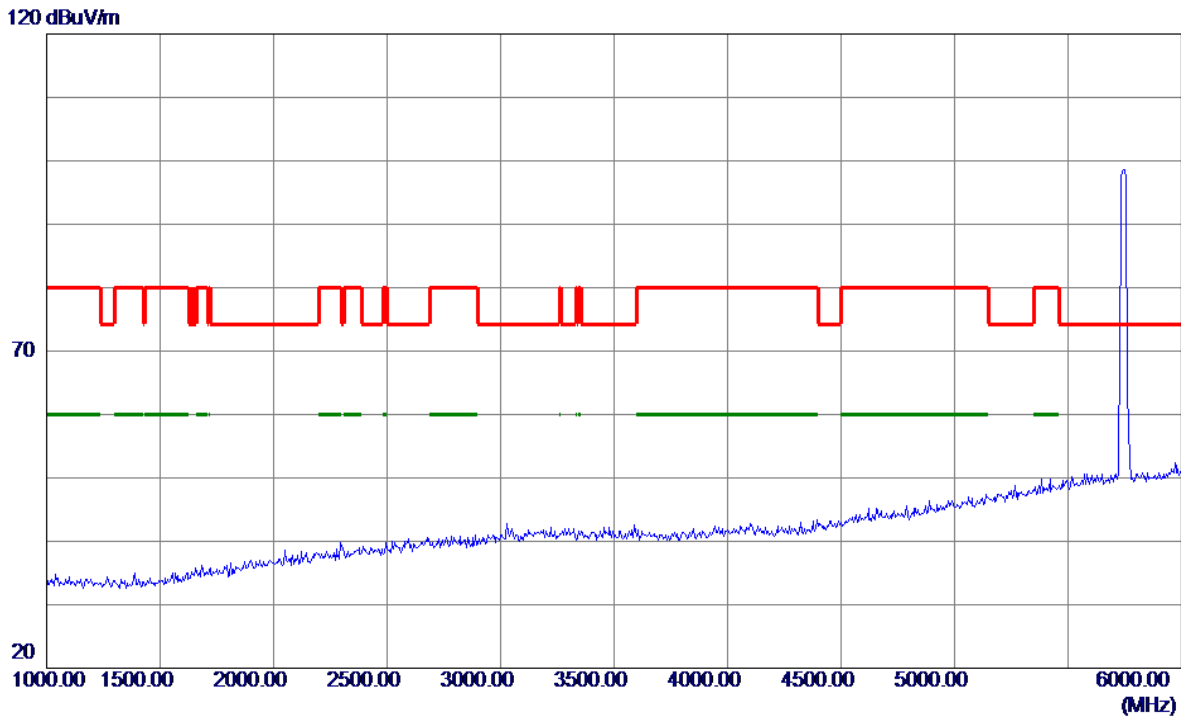
Vertical



No.	Freq. MHz	Reading Level dBuV/m	Correct Factor dB	Measure ment dBuV/m	Limit dBuV/m	Margin dB	Detector	Comment
1	5715.0000	10.51	43.53	54.04	109.40	-55.36	Peak	
2	5725.0000	19.40	43.56	62.96	122.20	-59.24	Peak	
3 *	5742.2000	61.22	43.61	104.83	122.20	-17.37	Peak	

Orthogonal Axis:	X
Test Mode:	UNII-3/TX A Mode 5745MHz

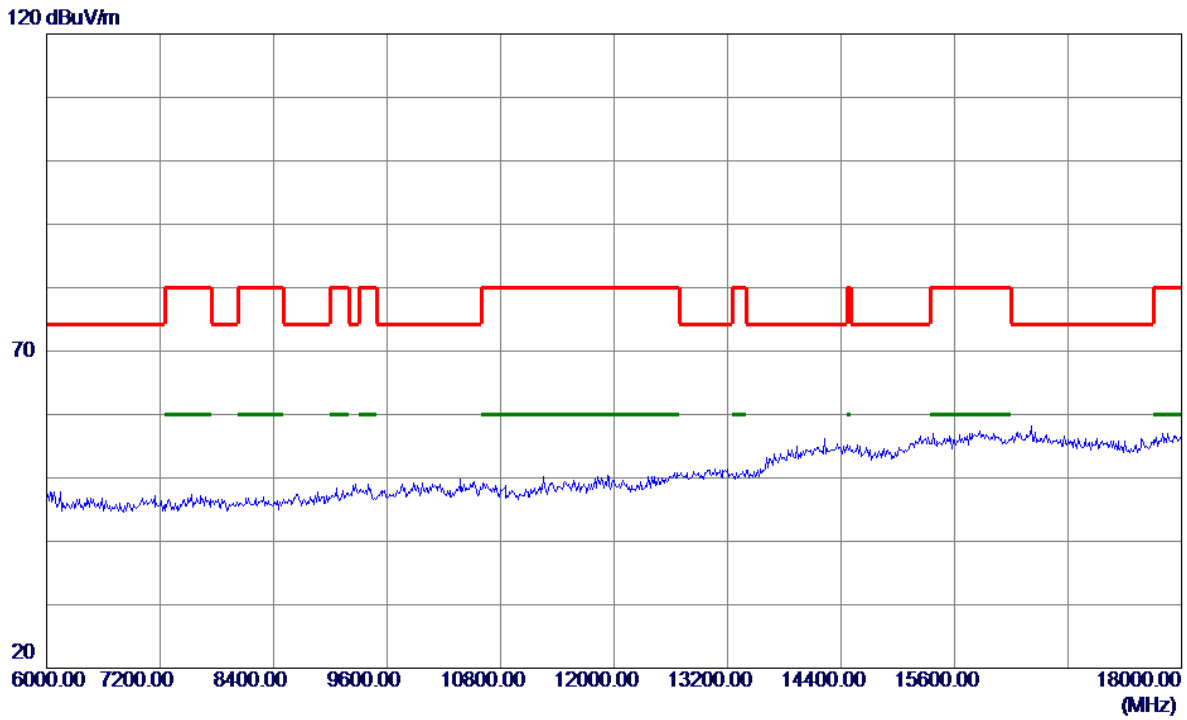
Vertical



No.	Freq. MHz	Reading Level dBuV/m	Correct Factor dB	Measure ment dBuV/m	Limit dBuV/m	Margin dB	Detector	Comment
-----	--------------	----------------------------	-------------------------	---------------------------	-----------------	--------------	----------	---------

Orthogonal Axis:	X
Test Mode:	UNII-3/TX A Mode 5745MHz

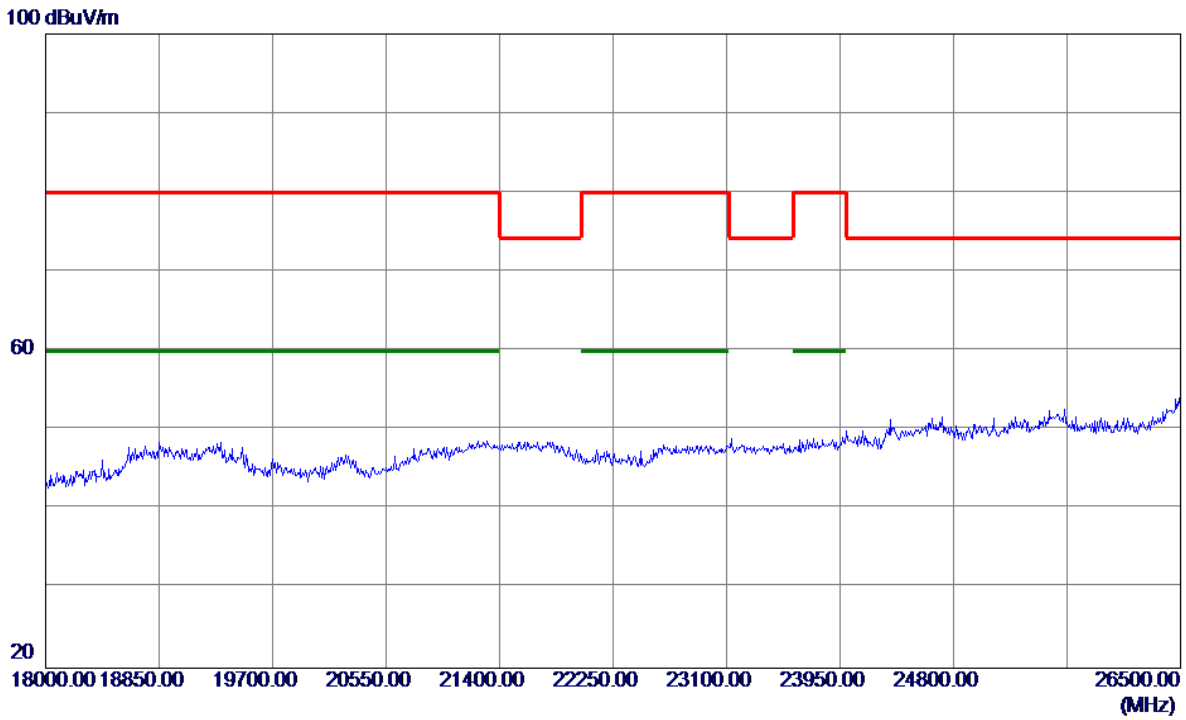
Vertical



No.	Freq. MHz	Reading Level dBuV/m	Correct Factor dB	Measure ment dBuV/m	Limit dBuV/m	Margin dB	Detector	Comment
-----	--------------	----------------------------	-------------------------	---------------------------	-----------------	--------------	----------	---------

Orthogonal Axis:	X
Test Mode:	UNII-3/TX A Mode 5745MHz

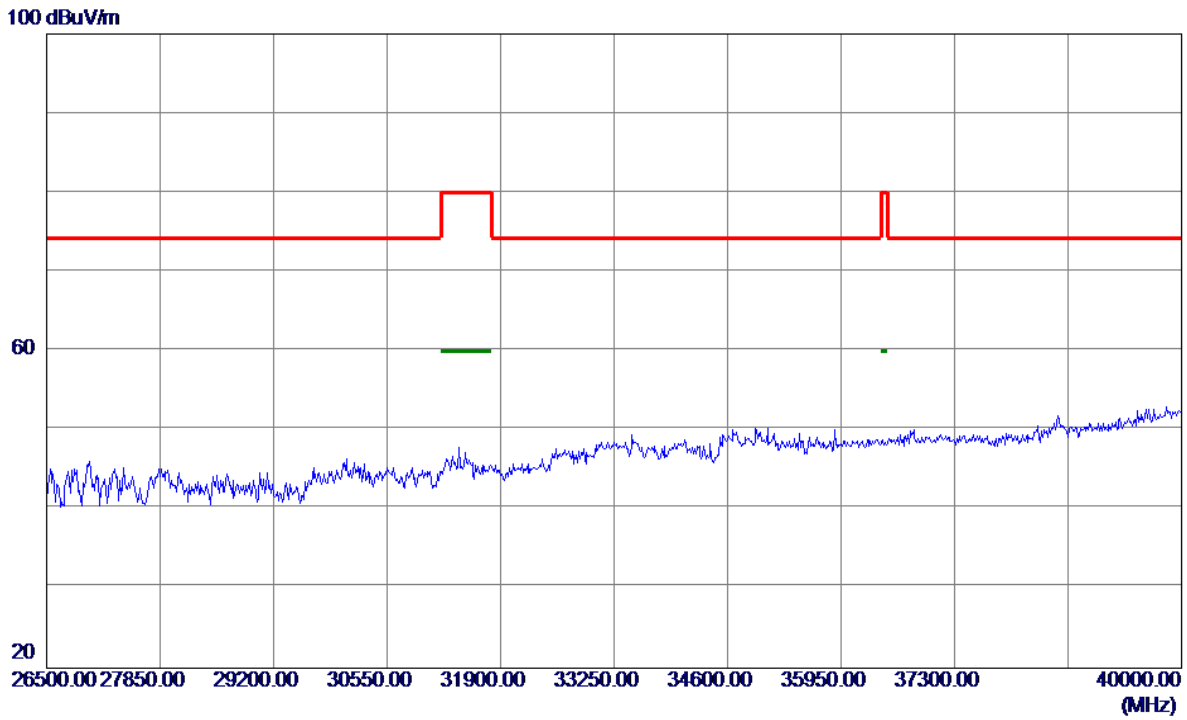
Vertical



No.	Freq. MHz	Reading Level dBuV/m	Correct Factor dB	Measure ment dBuV/m	Limit dBuV/m	Margin dB	Detector	Comment
-----	--------------	----------------------------	-------------------------	---------------------------	-----------------	--------------	----------	---------

Orthogonal Axis:	X
Test Mode:	UNII-3/TX A Mode 5745MHz

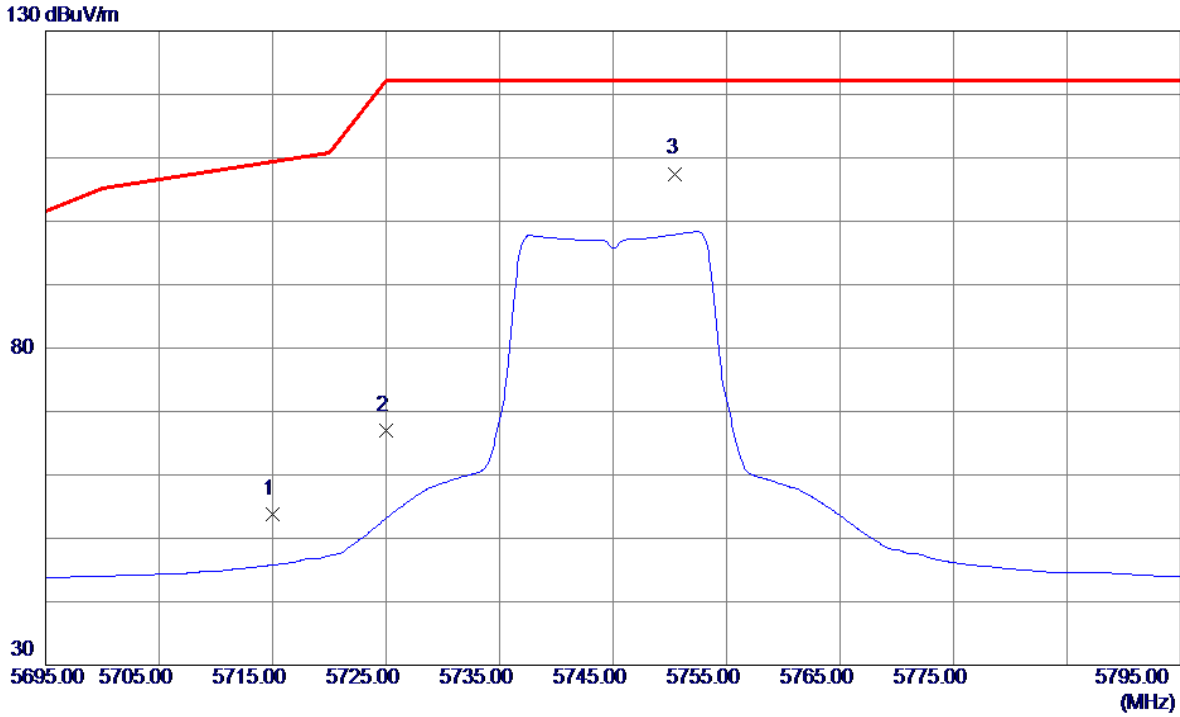
Vertical



No.	Freq. MHz	Reading Level dBuV/m	Correct Factor dB	Measure ment dBuV/m	Limit dBuV/m	Margin dB	Detector	Comment

Orthogonal Axis:	X
Test Mode:	UNII-3/TX A Mode 5745MHz

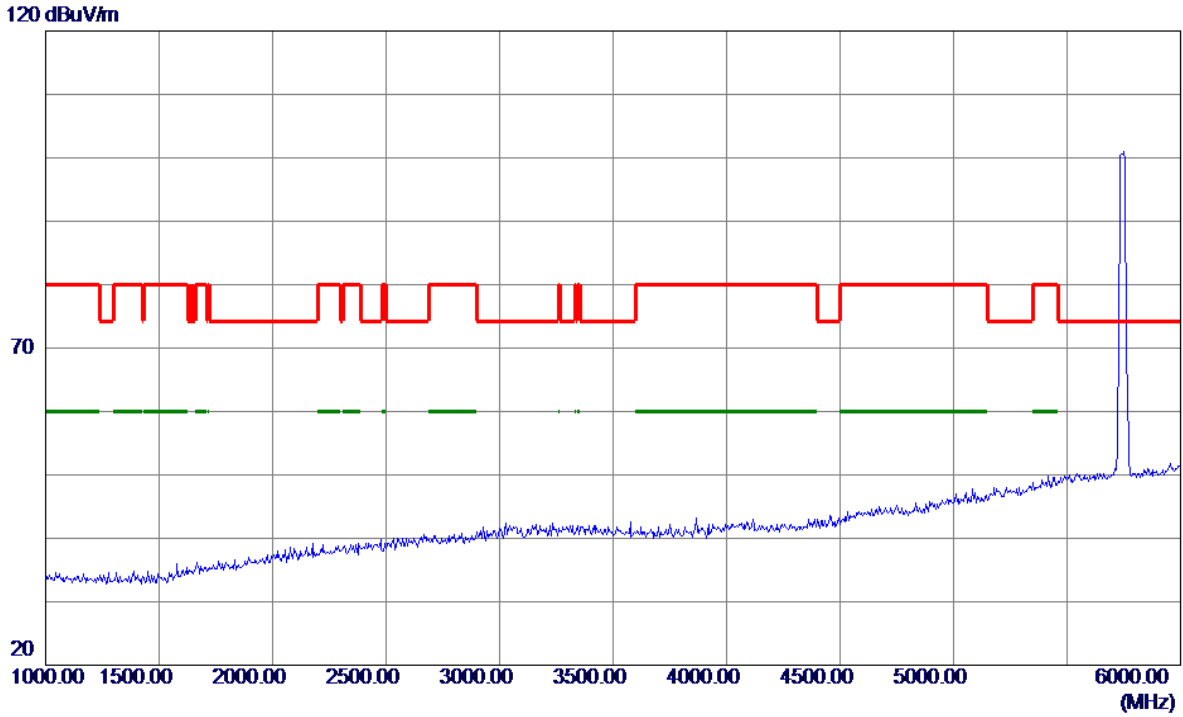
Horizontal



No.	Freq. MHz	Reading Level dBuV/m	Correct Factor dB	Measure ment dBuV/m	Limit dBuV/m	Margin dB	Detector	Comment
1	5715.0000	10.23	43.53	53.76	109.40	-55.64	Peak	
2	5725.0000	23.47	43.56	67.03	122.20	-55.17	Peak	
3 *	5750.5000	63.86	43.64	107.50	122.20	-14.70	Peak	

Orthogonal Axis:	X
Test Mode:	UNII-3/TX A Mode 5745MHz

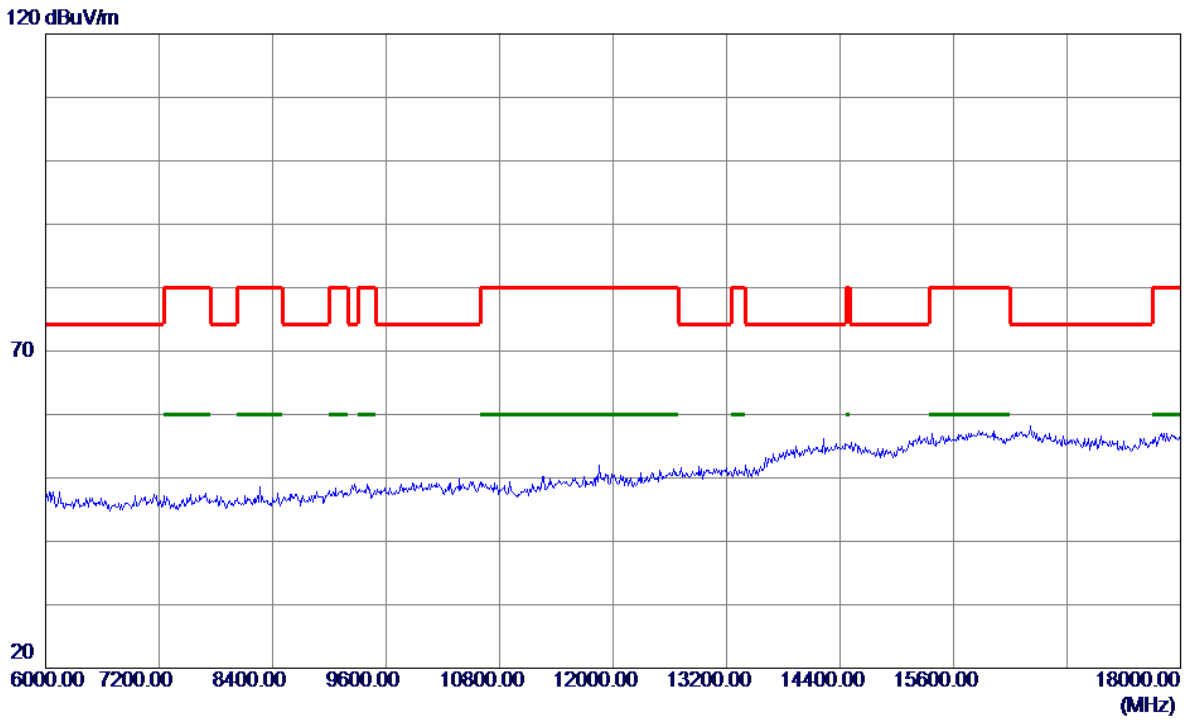
Horizontal



No.	Freq. MHz	Reading Level dBuV/m	Correct Factor dB	Measure ment dBuV/m	Limit dBuV/m	Margin dB	Detector	Comment
-----	--------------	----------------------------	-------------------------	---------------------------	-----------------	--------------	----------	---------

Orthogonal Axis:	X
Test Mode:	UNII-3/TX A Mode 5745MHz

Horizontal

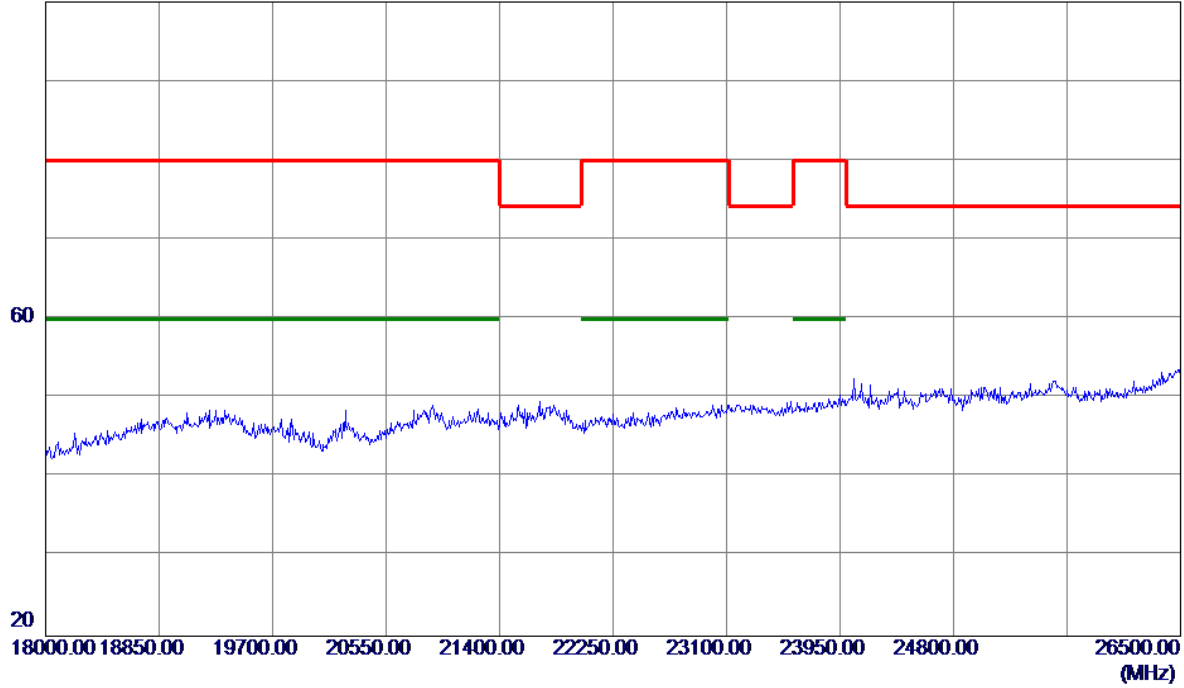


No.	Freq. MHz	Reading Level dBuV/m	Correct Factor dB	Measure ment dBuV/m	Limit dBuV/m	Margin dB	Detector	Comment
-----	--------------	----------------------------	-------------------------	---------------------------	-----------------	--------------	----------	---------

Orthogonal Axis:	X
Test Mode:	UNII-3/TX A Mode 5745MHz

Horizontal

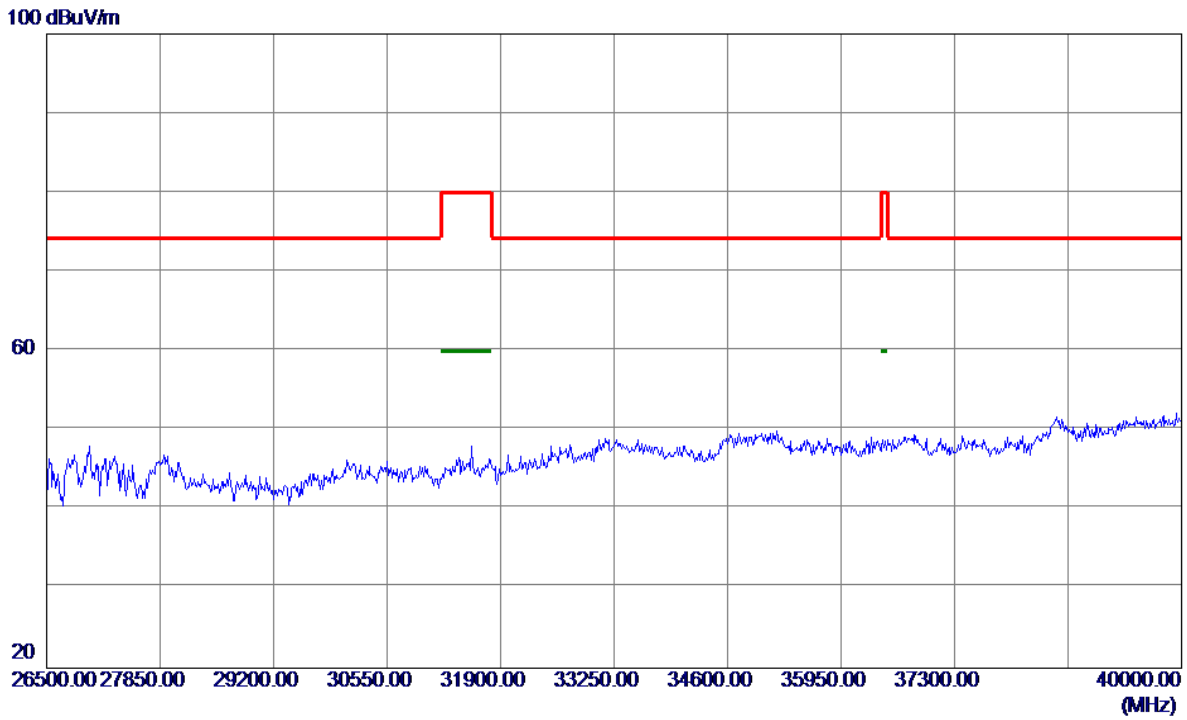
100 dBuV/m



No.	Freq. MHz	Reading Level dBuV/m	Correct Factor dB	Measure ment dBuV/m	Limit dBuV/m	Margin dB	Detector	Comment
-----	--------------	----------------------------	-------------------------	---------------------------	-----------------	--------------	----------	---------

Orthogonal Axis:	X
Test Mode:	UNII-3/TX A Mode 5745MHz

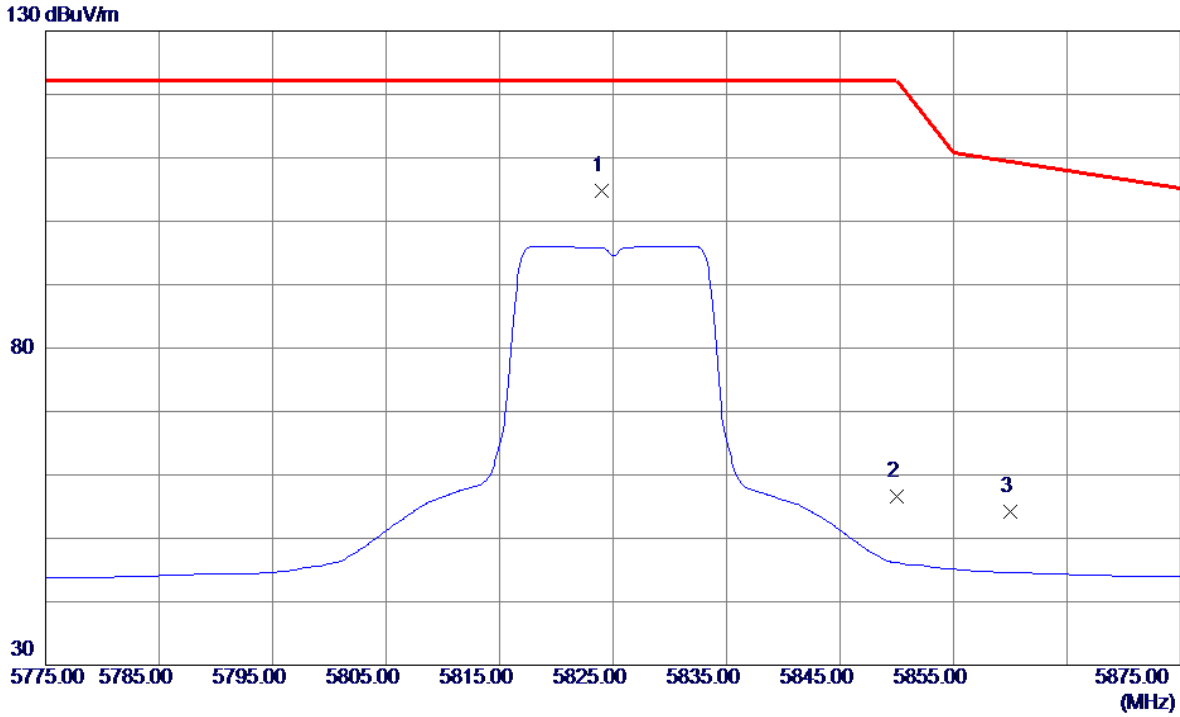
Horizontal



No.	Freq. MHz	Reading Level dBuV/m	Correct Factor dB	Measure ment dBuV/m	Limit dBuV/m	Margin dB	Detector	Comment
-----	--------------	----------------------------	-------------------------	---------------------------	-----------------	--------------	----------	---------

Orthogonal Axis:	X
Test Mode:	UNII-3/TX A Mode 5825MHz

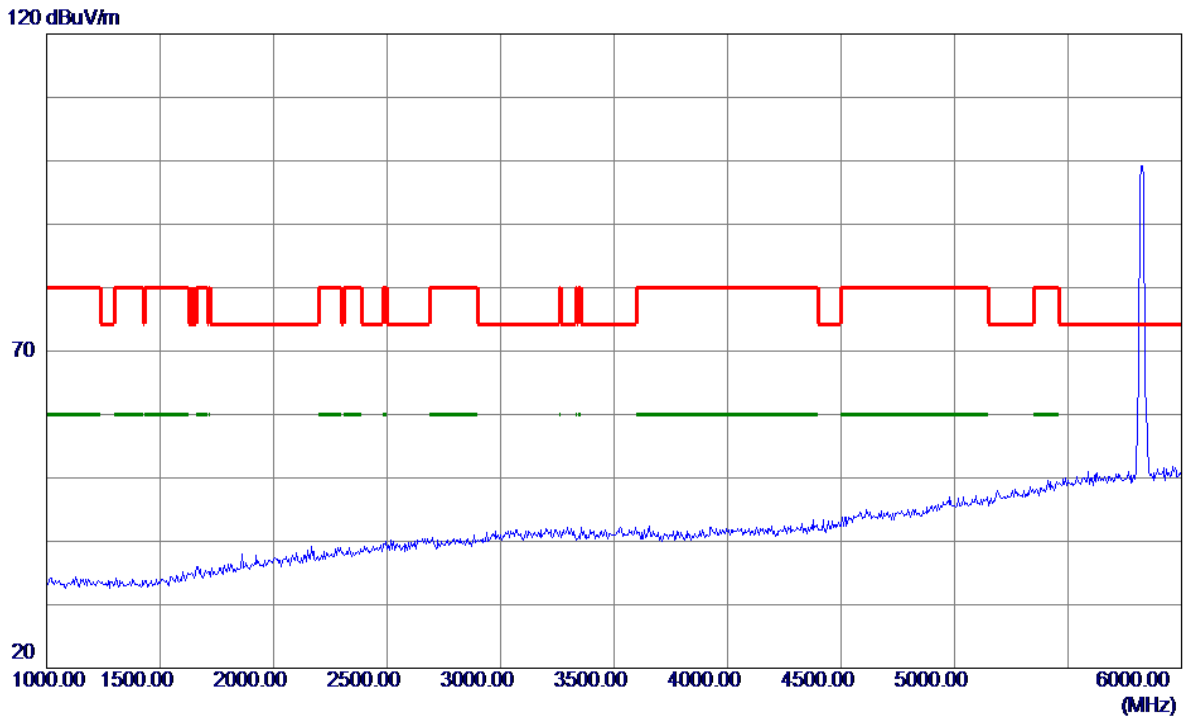
Vertical



No.	Freq. MHz	Reading Level dBuV/m	Correct Factor dB	Measure ment dBuV/m	Limit dBuV/m	Margin dB	Detector	Comment
1 *	5824.0000	60.98	43.86	104.84	122.20	-17.36	Peak	
2	5850.0000	12.57	43.94	56.51	122.20	-65.69	Peak	
3	5860.0000	10.17	43.97	54.14	109.40	-55.26	Peak	

Orthogonal Axis:	X
Test Mode:	UNII-3/TX A Mode 5825MHz

Vertical

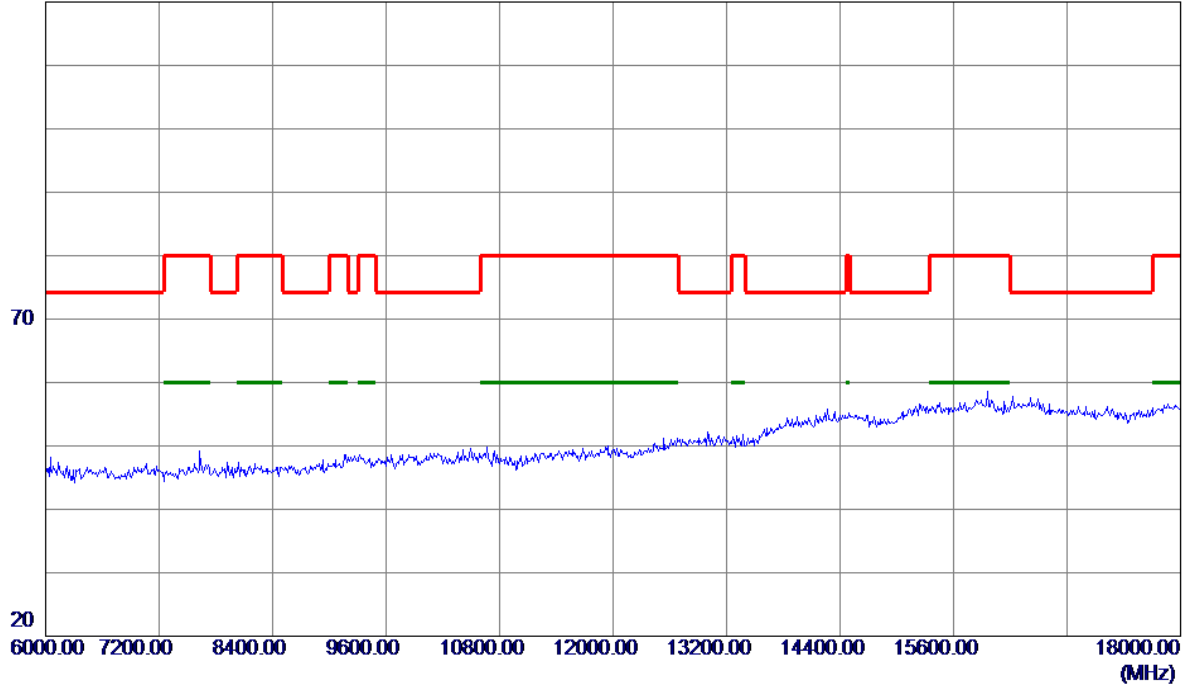


No.	Freq. MHz	Reading Level dBuV/m	Correct Factor dB	Measure ment dBuV/m	Limit dBuV/m	Margin dB	Detector	Comment
-----	--------------	----------------------------	-------------------------	---------------------------	-----------------	--------------	----------	---------

Orthogonal Axis:	X
Test Mode:	UNII-3/TX A Mode 5825MHz

Vertical

120 dBuV/m

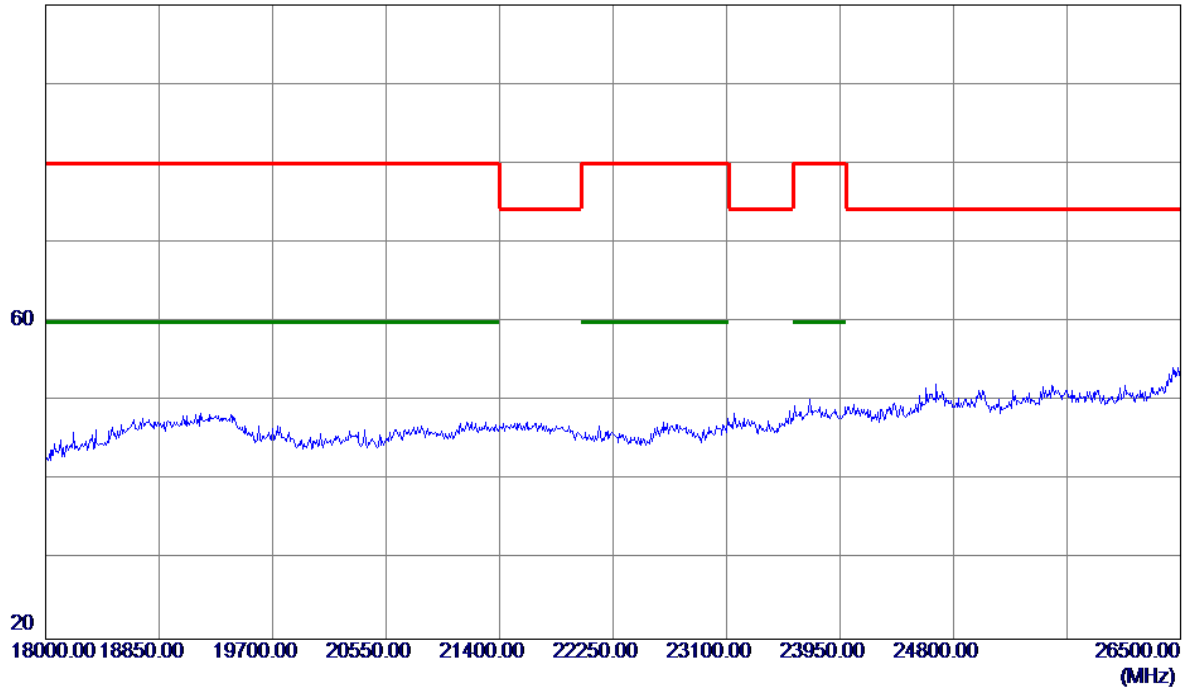


No.	Freq. MHz	Reading Level dBuV/m	Correct Factor dB	Measure ment dBuV/m	Limit dBuV/m	Margin dB	Detector	Comment
-----	--------------	----------------------------	-------------------------	---------------------------	-----------------	--------------	----------	---------

Orthogonal Axis:	X
Test Mode:	UNII-3/TX A Mode 5825MHz

Vertical

100 dBuV/m

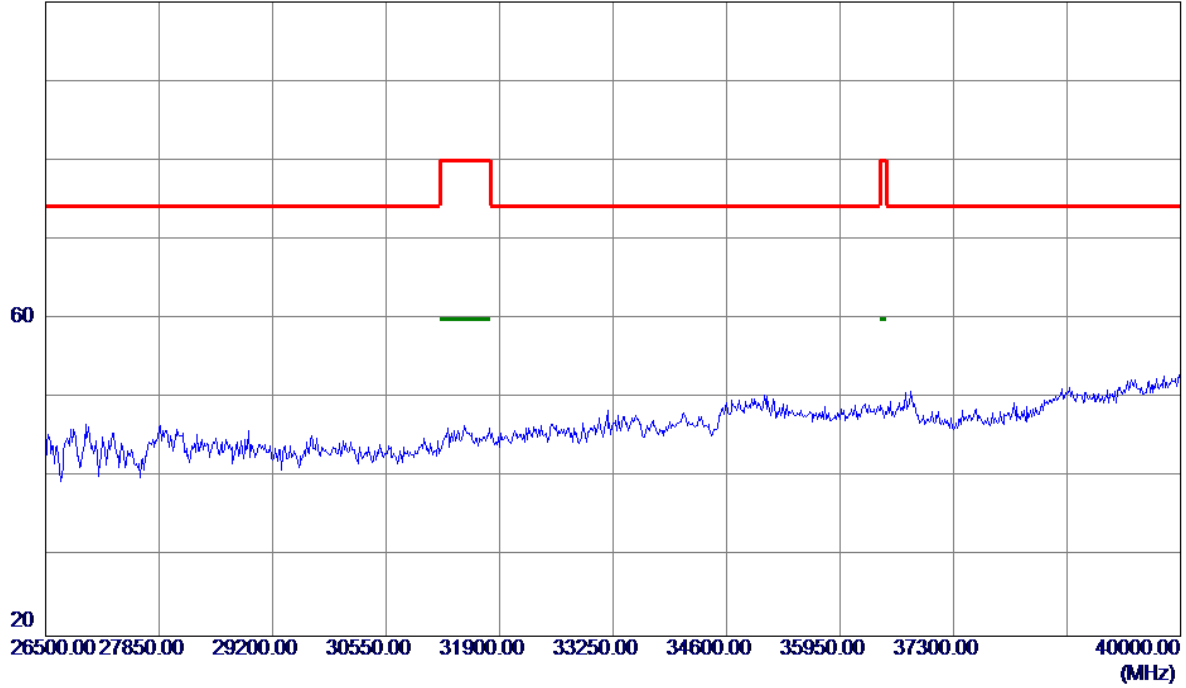


No.	Freq. MHz	Reading Level dBuV/m	Correct Factor dB	Measure ment dBuV/m	Limit dBuV/m	Margin dB	Detector	Comment
-----	--------------	----------------------------	-------------------------	---------------------------	-----------------	--------------	----------	---------

Orthogonal Axis:	X
Test Mode:	UNII-3/TX A Mode 5825MHz

Vertical

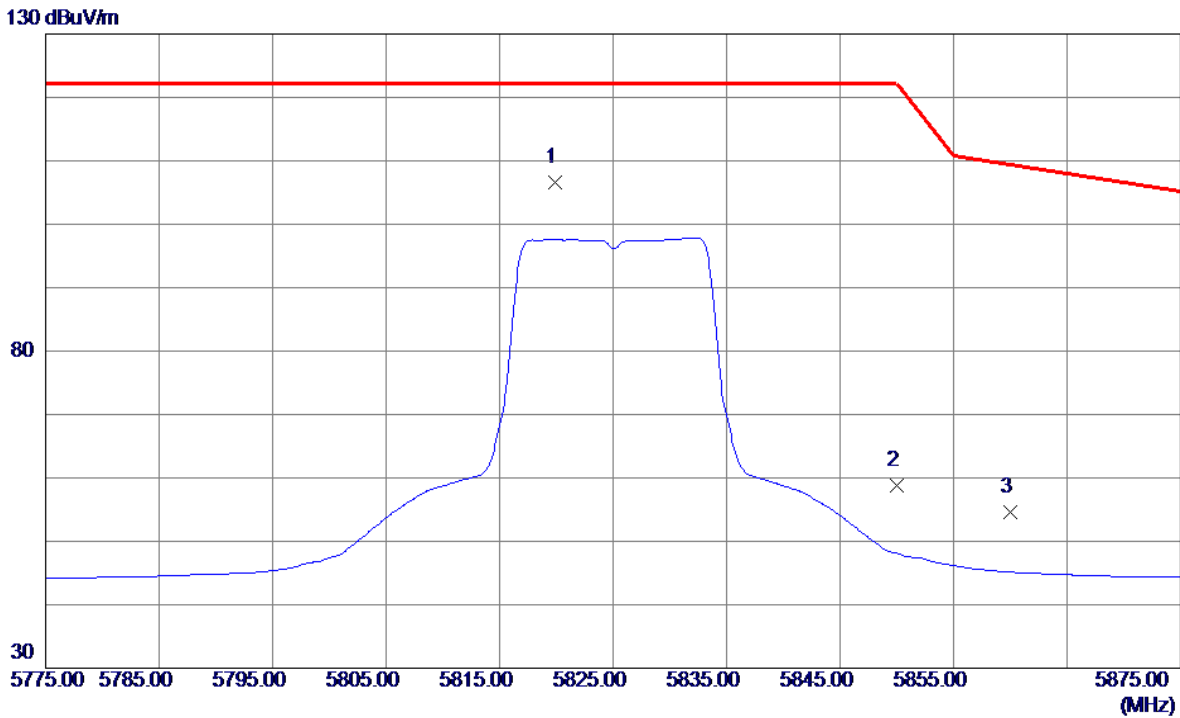
100 dBuV/m



No.	Freq. MHz	Reading Level dBuV/m	Correct Factor dB	Measure ment dBuV/m	Limit dBuV/m	Margin dB	Detector	Comment
-----	--------------	----------------------------	-------------------------	---------------------------	-----------------	--------------	----------	---------

Orthogonal Axis:	X
Test Mode:	UNII-3/TX A Mode 5825MHz

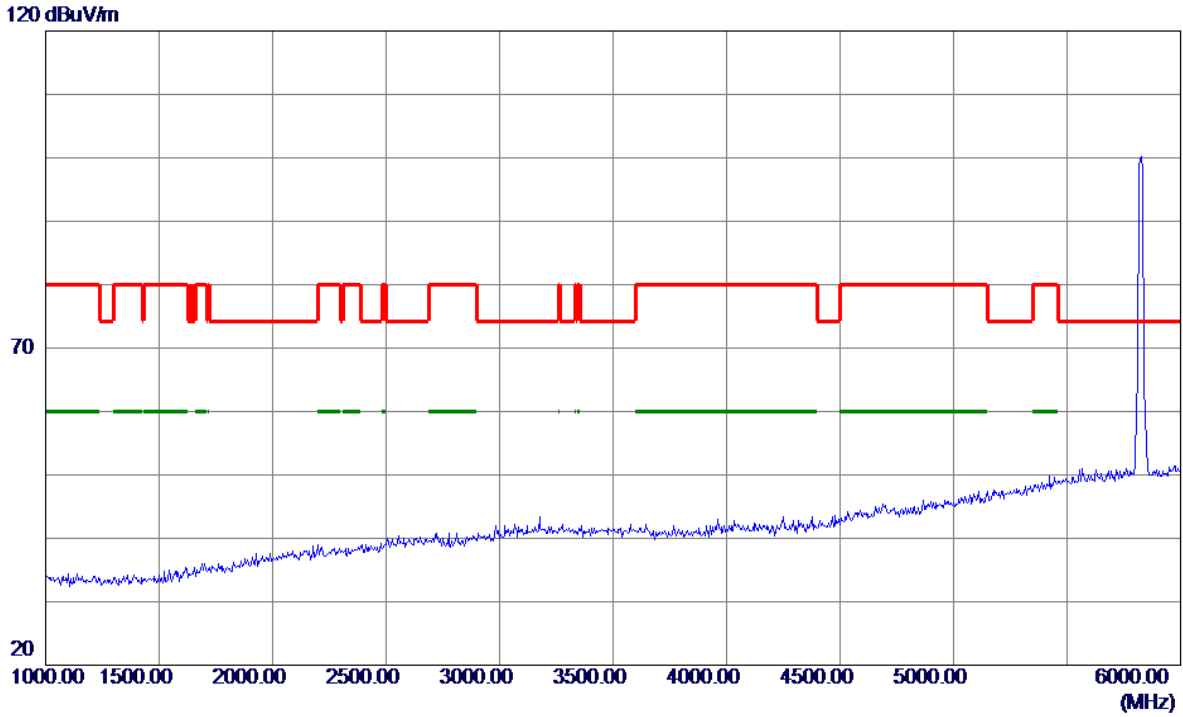
Horizontal



No.	Freq. MHz	Reading Level dBuV/m	Correct Factor dB	Measure ment dBuV/m	Limit dBuV/m	Margin dB	Detector	Comment
1 *	5819.9000	62.75	43.85	106.60	122.20	-15.60	Peak	
2	5850.0000	14.77	43.94	58.71	122.20	-63.49	Peak	
3	5860.0000	10.71	43.97	54.68	109.40	-54.72	Peak	

Orthogonal Axis:	X
Test Mode:	UNII-3/TX A Mode 5825MHz

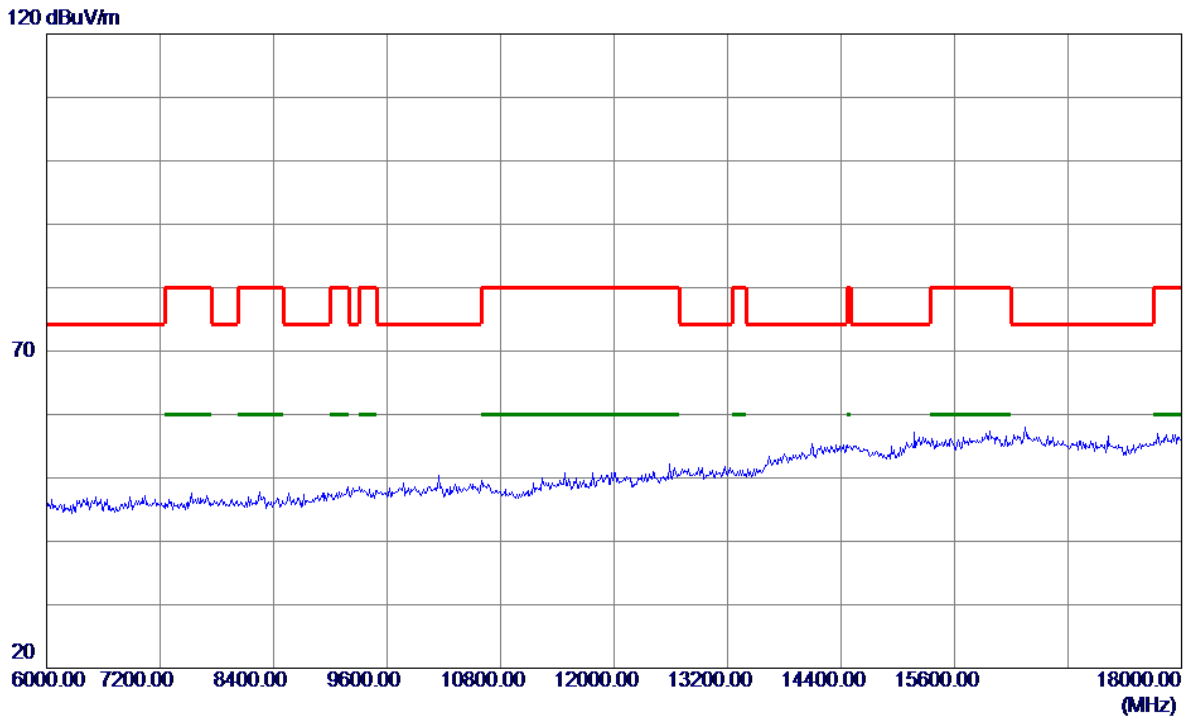
Horizontal



No.	Freq. MHz	Reading Level dBuV/m	Correct Factor dB	Measure ment dBuV/m	Limit dBuV/m	Margin dB	Detector	Comment
-----	--------------	----------------------------	-------------------------	---------------------------	-----------------	--------------	----------	---------

Orthogonal Axis:	X
Test Mode:	UNII-3/TX A Mode 5825MHz

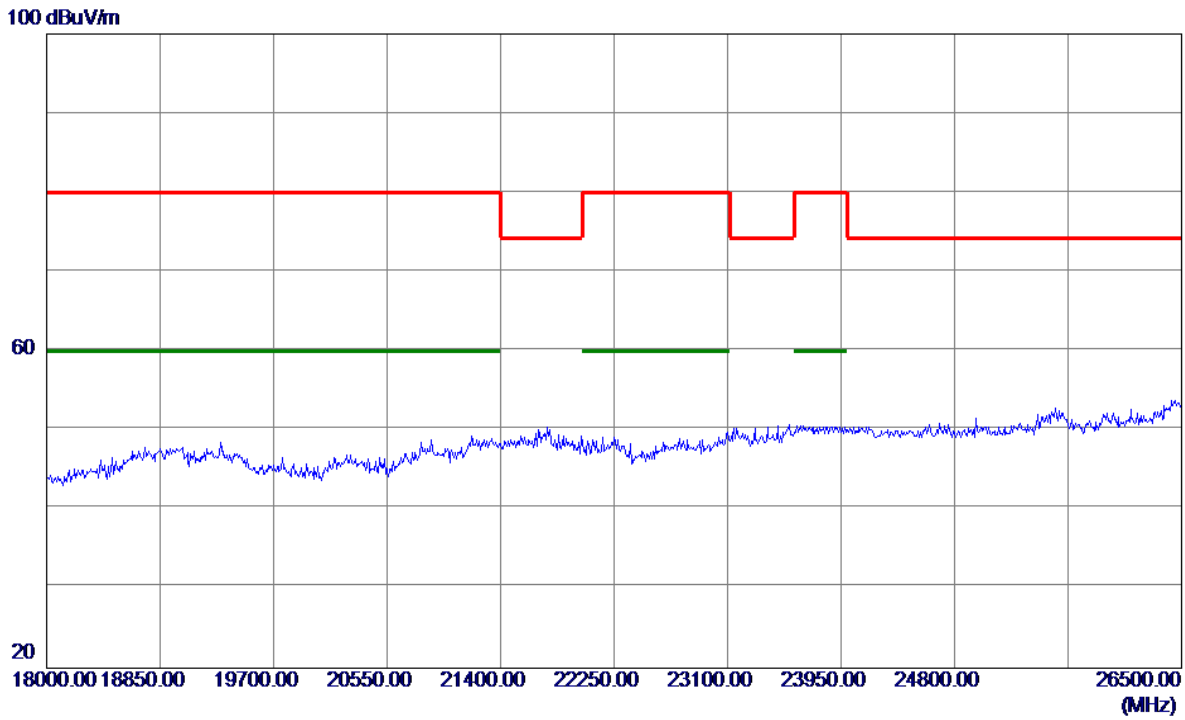
Horizontal



No.	Freq. MHz	Reading Level dBuV/m	Correct Factor dB	Measure ment dBuV/m	Limit dBuV/m	Margin dB	Detector	Comment
-----	--------------	----------------------------	-------------------------	---------------------------	-----------------	--------------	----------	---------

Orthogonal Axis:	X
Test Mode:	UNII-3/TX A Mode 5825MHz

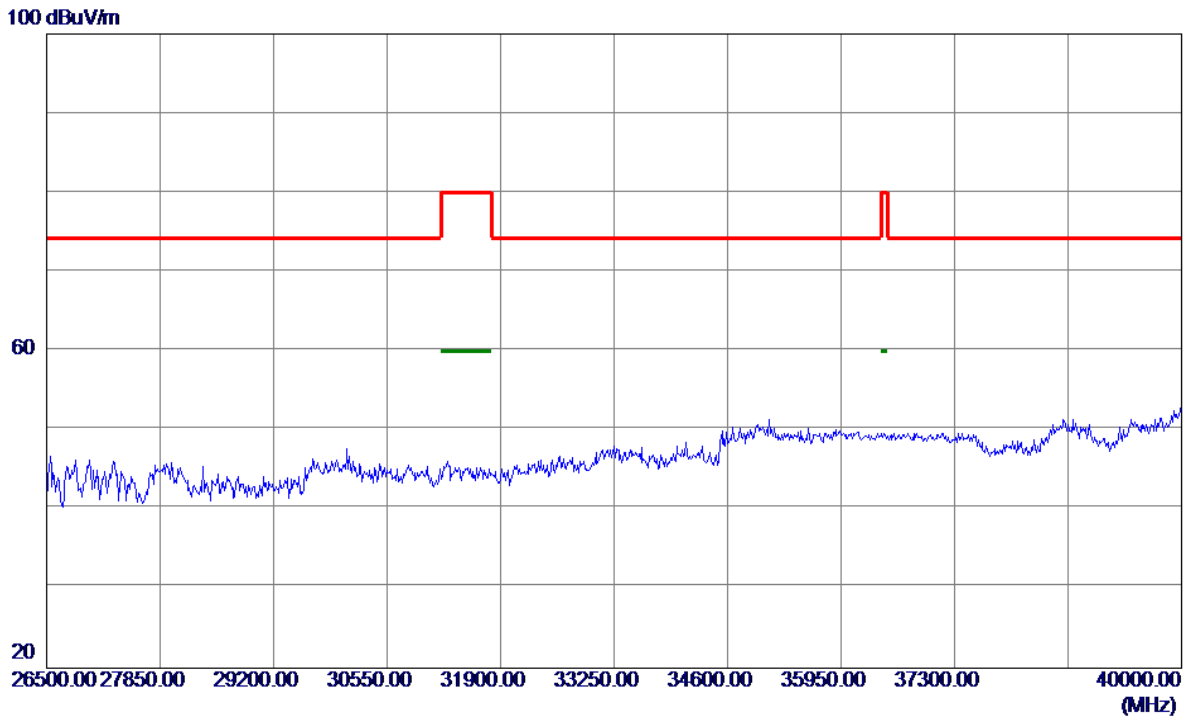
Horizontal



No.	Freq. MHz	Reading Level dBuV/m	Correct Factor dB	Measure ment dBuV/m	Limit dBuV/m	Margin dB	Detector	Comment
-----	--------------	----------------------------	-------------------------	---------------------------	-----------------	--------------	----------	---------

Orthogonal Axis:	X
Test Mode:	UNII-3/TX A Mode 5825MHz

Horizontal

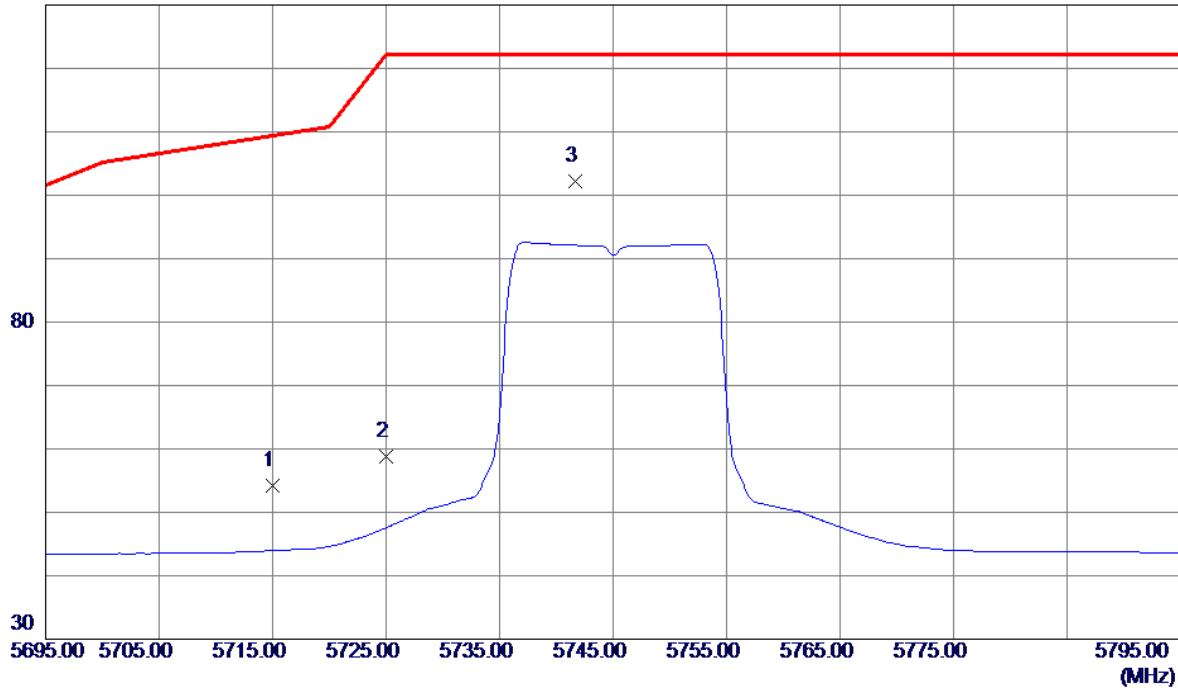


No.	Freq. MHz	Reading Level dBuV/m	Correct Factor dB	Measure ment dBuV/m	Limit dBuV/m	Margin dB	Detector	Comment
-----	--------------	----------------------------	-------------------------	---------------------------	-----------------	--------------	----------	---------

Orthogonal Axis:	X
Test Mode:	UNII-3/TX N20 Mode 5745MHz

Vertical

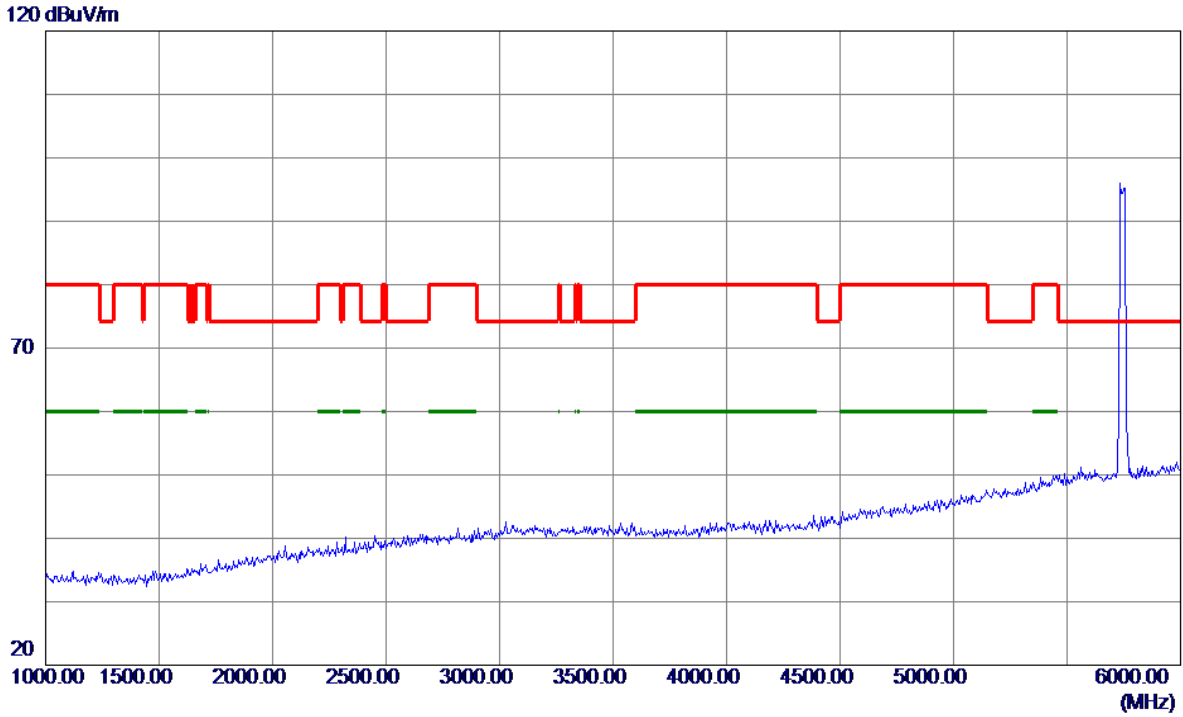
130 dBuV/m



No.	Freq. MHz	Reading Level dBuV/m	Correct Factor dB	Measure ment dBuV/m	Limit dBuV/m	Margin dB	Detector	Comment
1	5715.0000	10.69	43.53	54.22	109.40	-55.18	Peak	
2	5725.0000	15.24	43.56	58.80	122.20	-63.40	Peak	
3 *	5741.7000	58.67	43.61	102.28	122.20	-19.92	Peak	

Orthogonal Axis:	X
Test Mode:	UNII-3/TX N20 Mode 5745MHz

Vertical

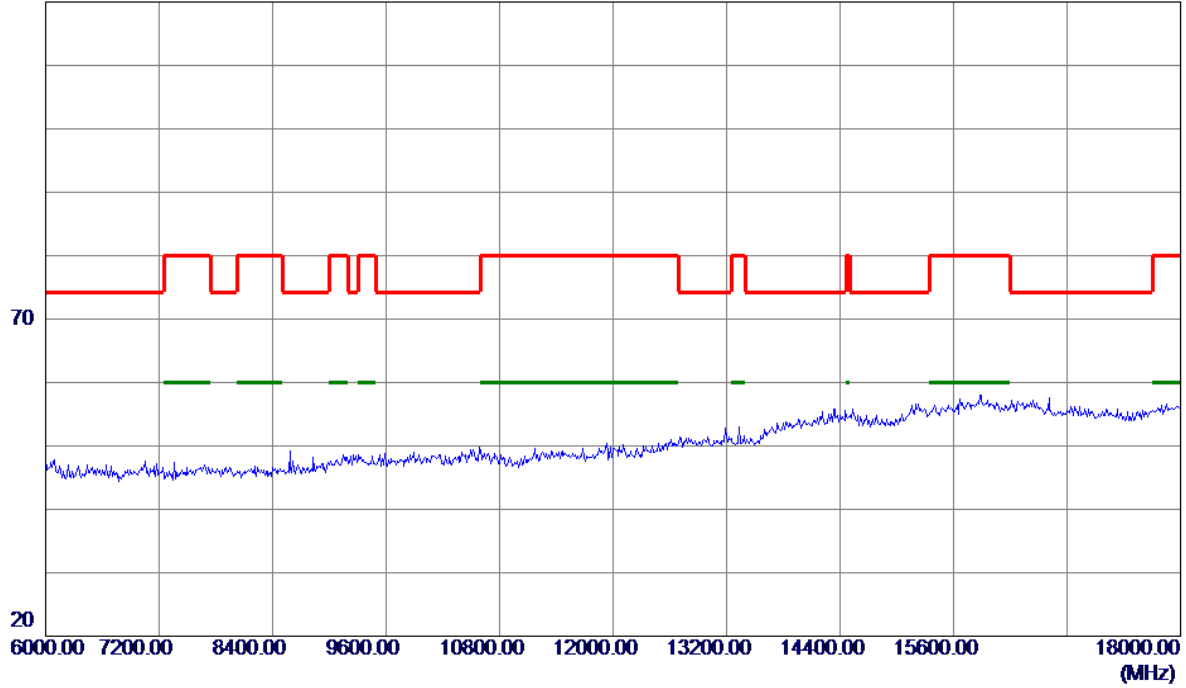


No.	Freq. MHz	Reading Level dBuV/m	Correct Factor dB	Measure ment dBuV/m	Limit dBuV/m	Margin dB	Detector	Comment
-----	--------------	----------------------------	-------------------------	---------------------------	-----------------	--------------	----------	---------

Orthogonal Axis:	X
Test Mode:	UNII-3/TX N20 Mode 5745MHz

Vertical

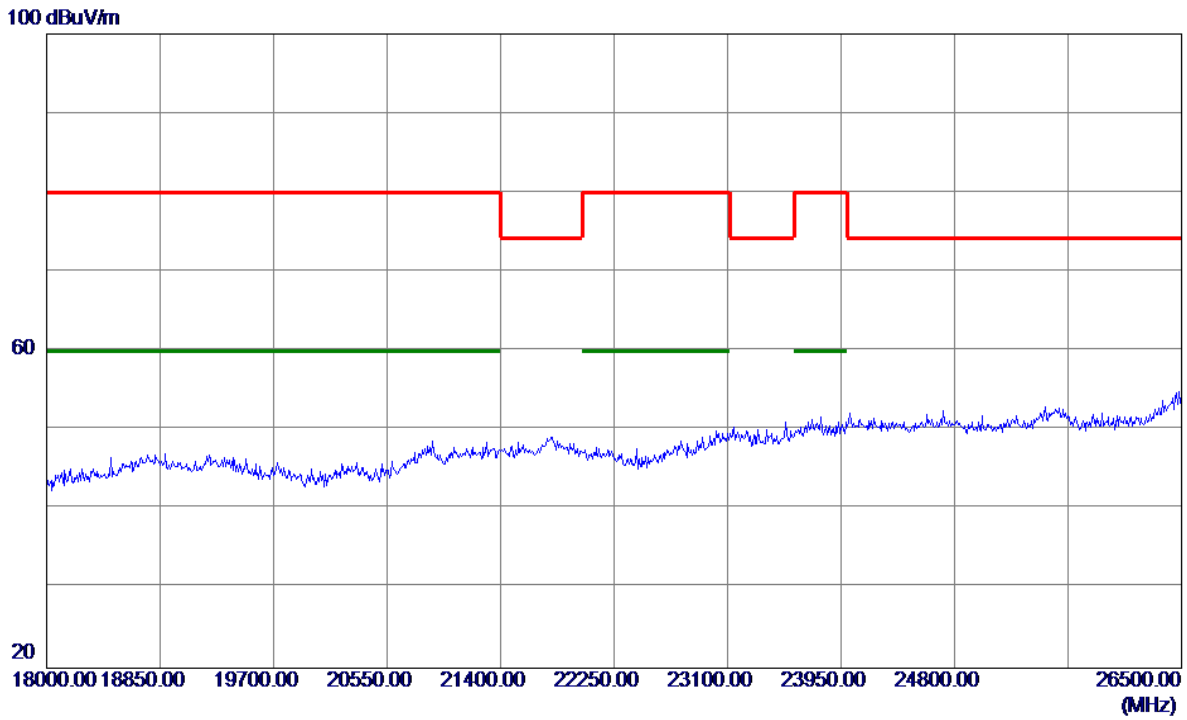
120 dBuV/m



No.	Freq. MHz	Reading Level dBuV/m	Correct Factor dB	Measure ment dBuV/m	Limit dBuV/m	Margin dB	Detector	Comment
-----	--------------	----------------------------	-------------------------	---------------------------	-----------------	--------------	----------	---------

Orthogonal Axis:	X
Test Mode:	UNII-3/TX N20 Mode 5745MHz

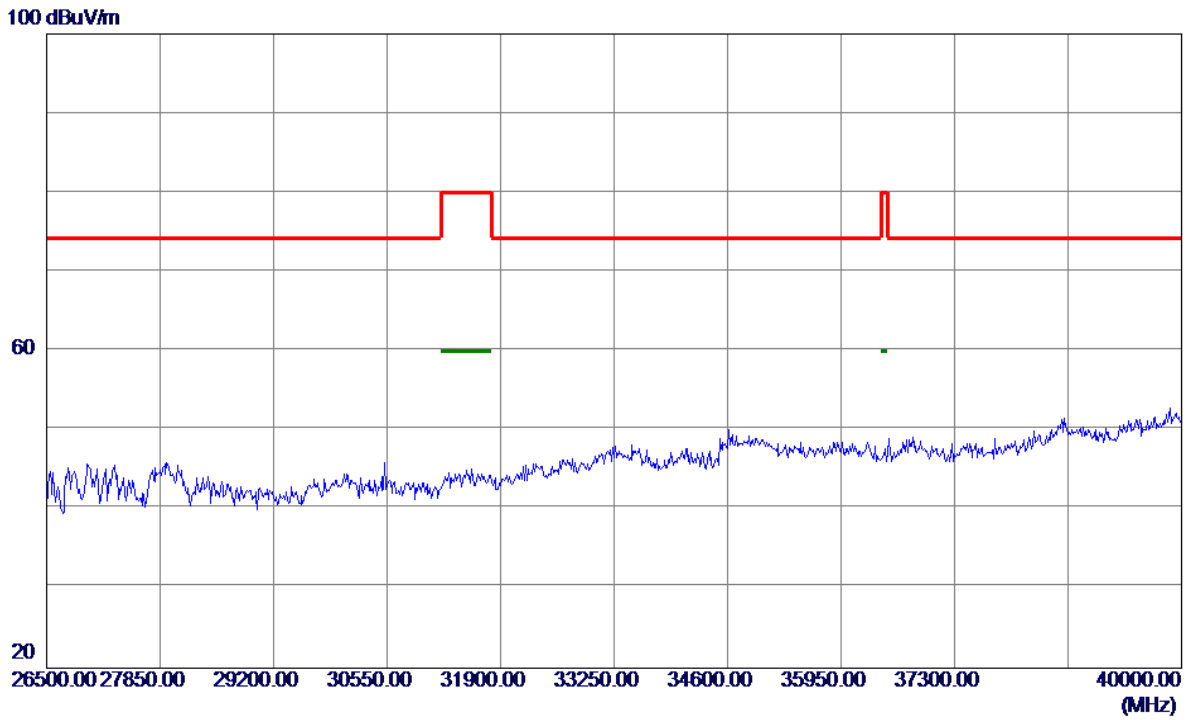
Vertical



No.	Freq. MHz	Reading Level dBuV/m	Correct Factor dB	Measure ment dBuV/m	Limit dBuV/m	Margin dB	Detector	Comment

Orthogonal Axis:	X
Test Mode:	UNII-3/TX N20 Mode 5745MHz

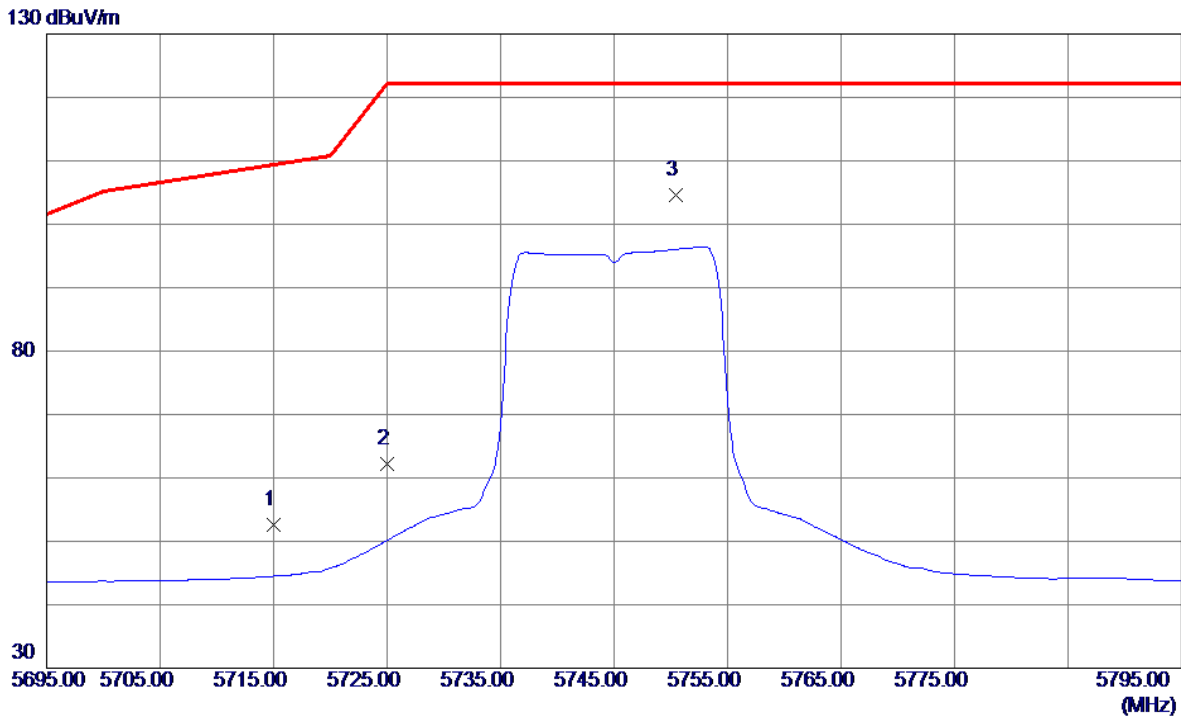
Vertical



No.	Freq. MHz	Reading Level dBuV/m	Correct Factor dB	Measure ment dBuV/m	Limit dBuV/m	Margin dB	Detector	Comment

Orthogonal Axis:	X
Test Mode:	UNII-3/TX N20 Mode 5745MHz

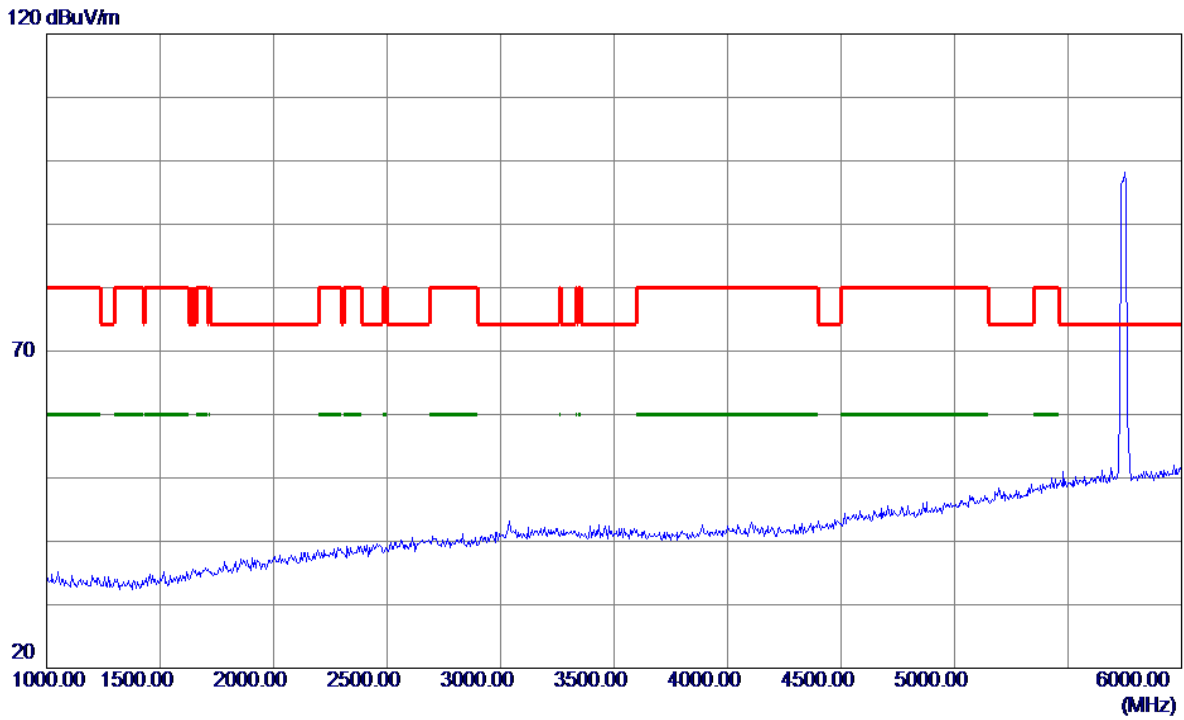
Horizontal



No.	Freq. MHz	Reading Level dBuV/m	Correct Factor dB	Measure ment dBuV/m	Limit dBuV/m	Margin dB	Detector	Comment
1	5715.0000	9.01	43.53	52.54	109.40	-56.86	Peak	
2	5725.0000	18.55	43.56	62.11	122.20	-60.09	Peak	
3 *	5750.4000	60.89	43.64	104.53	122.20	-17.67	Peak	

Orthogonal Axis:	X
Test Mode:	UNII-3/TX N20 Mode 5745MHz

Horizontal

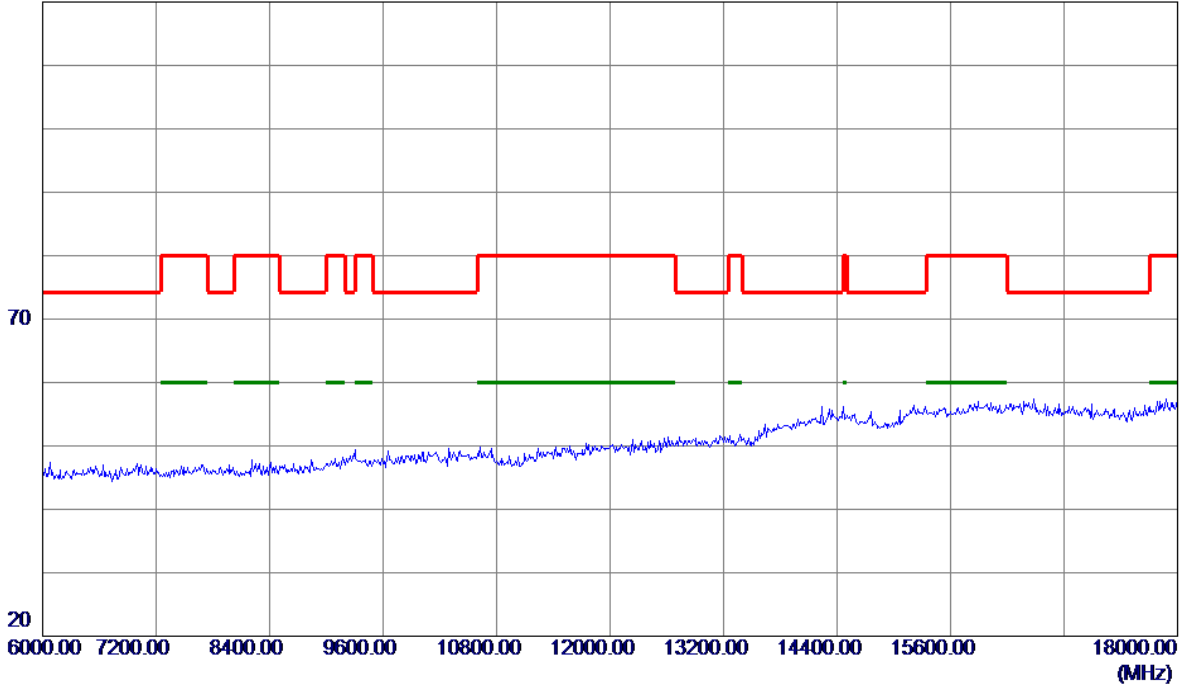


No.	Freq. MHz	Reading Level dBuV/m	Correct Factor dB	Measure ment dBuV/m	Limit dBuV/m	Margin dB	Detector	Comment
-----	--------------	----------------------------	-------------------------	---------------------------	-----------------	--------------	----------	---------

Orthogonal Axis:	X
Test Mode:	UNII-3/TX N20 Mode 5745MHz

Horizontal

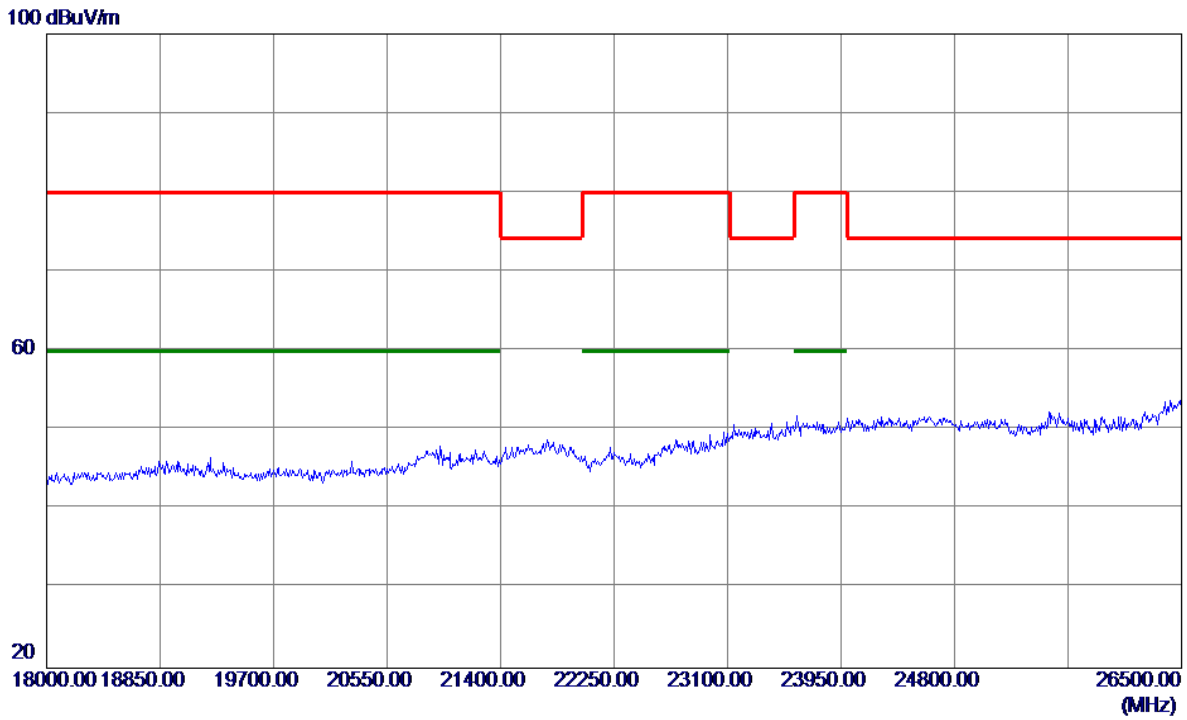
120 dBuV/m



No.	Freq. MHz	Reading Level dBuV/m	Correct Factor dB	Measure ment dBuV/m	Limit dBuV/m	Margin dB	Detector	Comment
-----	--------------	----------------------------	-------------------------	---------------------------	-----------------	--------------	----------	---------

Orthogonal Axis:	X
Test Mode:	UNII-3/TX N20 Mode 5745MHz

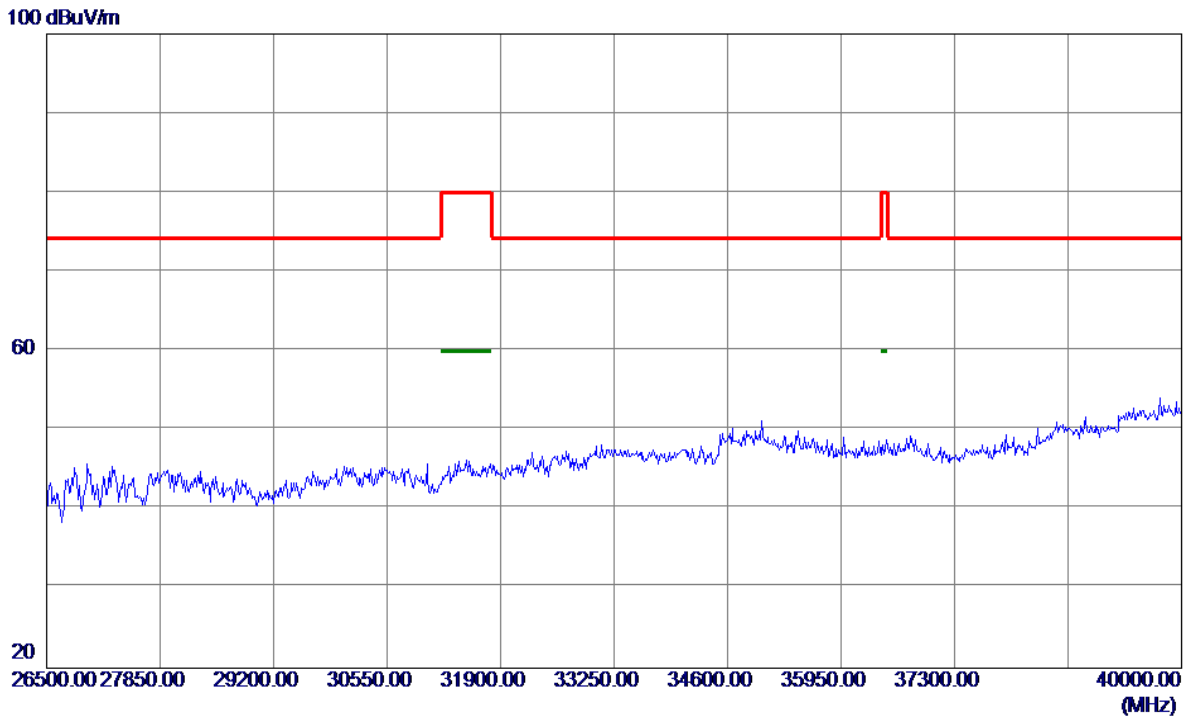
Horizontal



No.	Freq. MHz	Reading Level dBuV/m	Correct Factor dB	Measure ment dBuV/m	Limit dBuV/m	Margin dB	Detector	Comment
-----	--------------	----------------------------	-------------------------	---------------------------	-----------------	--------------	----------	---------

Orthogonal Axis:	X
Test Mode:	UNII-3/TX N20 Mode 5745MHz

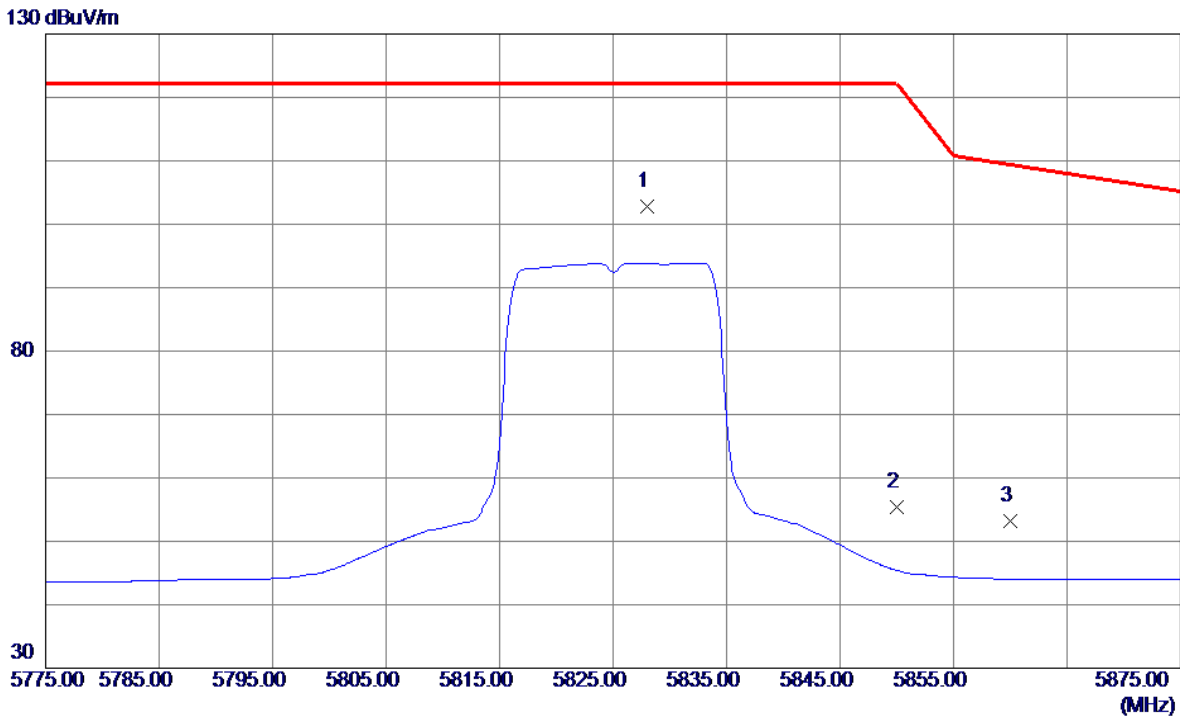
Horizontal



No.	Freq. MHz	Reading Level dBuV/m	Correct Factor dB	Measure ment dBuV/m	Limit dBuV/m	Margin dB	Detector	Comment
-----	--------------	----------------------------	-------------------------	---------------------------	-----------------	--------------	----------	---------

Orthogonal Axis:	X
Test Mode:	UNII-3/TX N20 Mode 5825MHz

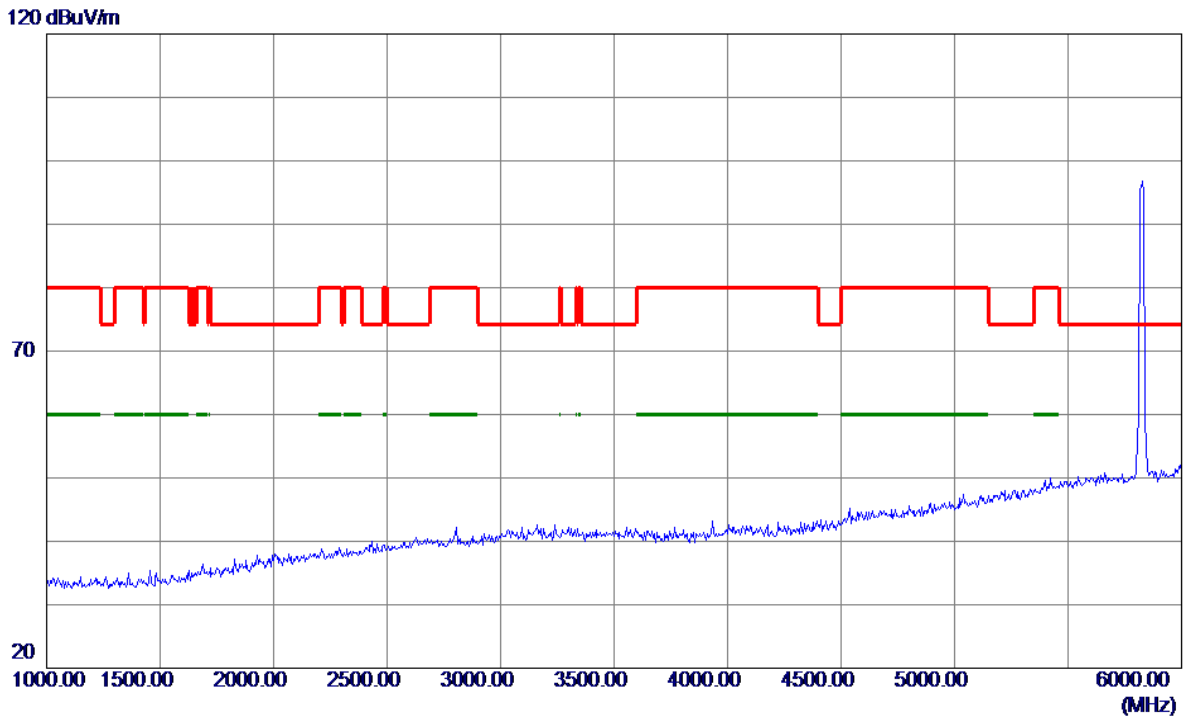
Vertical



No.	Freq. MHz	Reading Level dBuV/m	Correct Factor dB	Measure ment dBuV/m	Limit dBuV/m	Margin dB	Detector	Comment
1 *	5828.0000	58.94	43.87	102.81	122.20	-19.39	Peak	
2	5850.0000	11.43	43.94	55.37	122.20	-66.83	Peak	
3	5860.0000	9.22	43.97	53.19	109.40	-56.21	Peak	

Orthogonal Axis:	X
Test Mode:	UNII-3/TX N20 Mode 5825MHz

Vertical

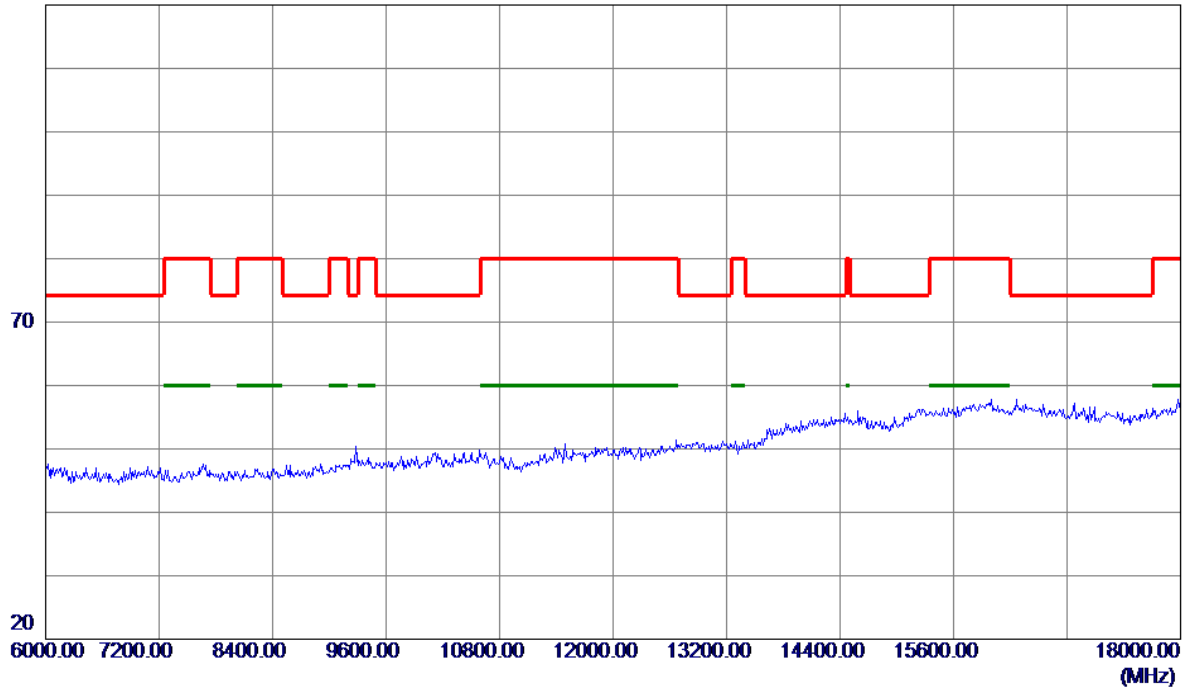


No.	Freq. MHz	Reading Level dBuV/m	Correct Factor dB	Measure ment dBuV/m	Limit dBuV/m	Margin dB	Detector	Comment
-----	--------------	----------------------------	-------------------------	---------------------------	-----------------	--------------	----------	---------

Orthogonal Axis:	X
Test Mode:	UNII-3/TX N20 Mode 5825MHz

Vertical

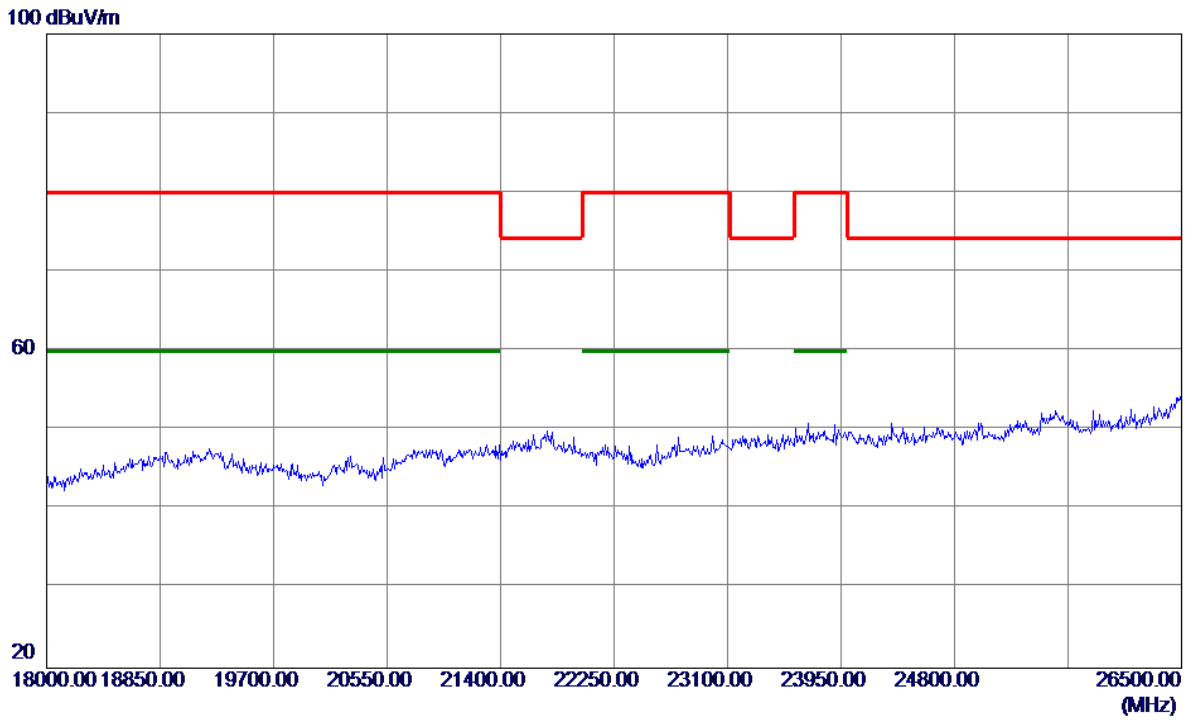
120 dBuV/m



No.	Freq. MHz	Reading Level dBuV/m	Correct Factor dB	Measure ment dBuV/m	Limit dBuV/m	Margin dB	Detector	Comment
-----	--------------	----------------------------	-------------------------	---------------------------	-----------------	--------------	----------	---------

Orthogonal Axis:	X
Test Mode:	UNII-3/TX N20 Mode 5825MHz

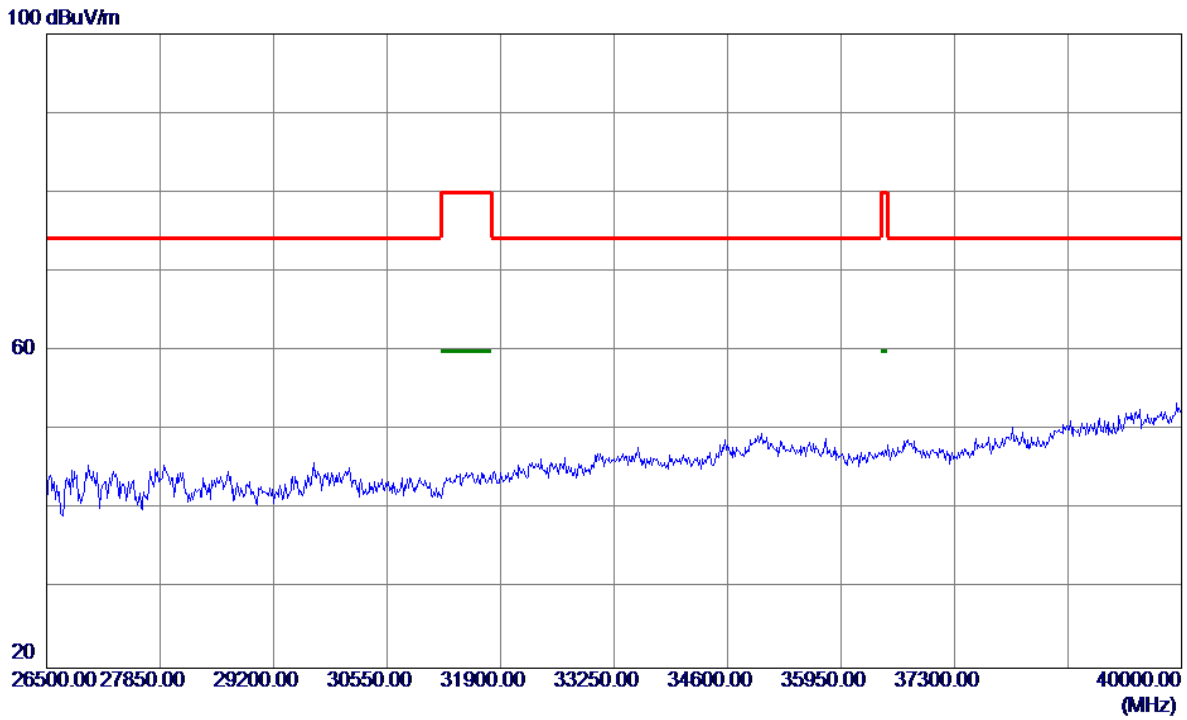
Vertical



No.	Freq. MHz	Reading Level dBuV/m	Correct Factor dB	Measure ment dBuV/m	Limit dBuV/m	Margin dB	Detector	Comment
-----	--------------	----------------------------	-------------------------	---------------------------	-----------------	--------------	----------	---------

Orthogonal Axis:	X
Test Mode:	UNII-3/TX N20 Mode 5825MHz

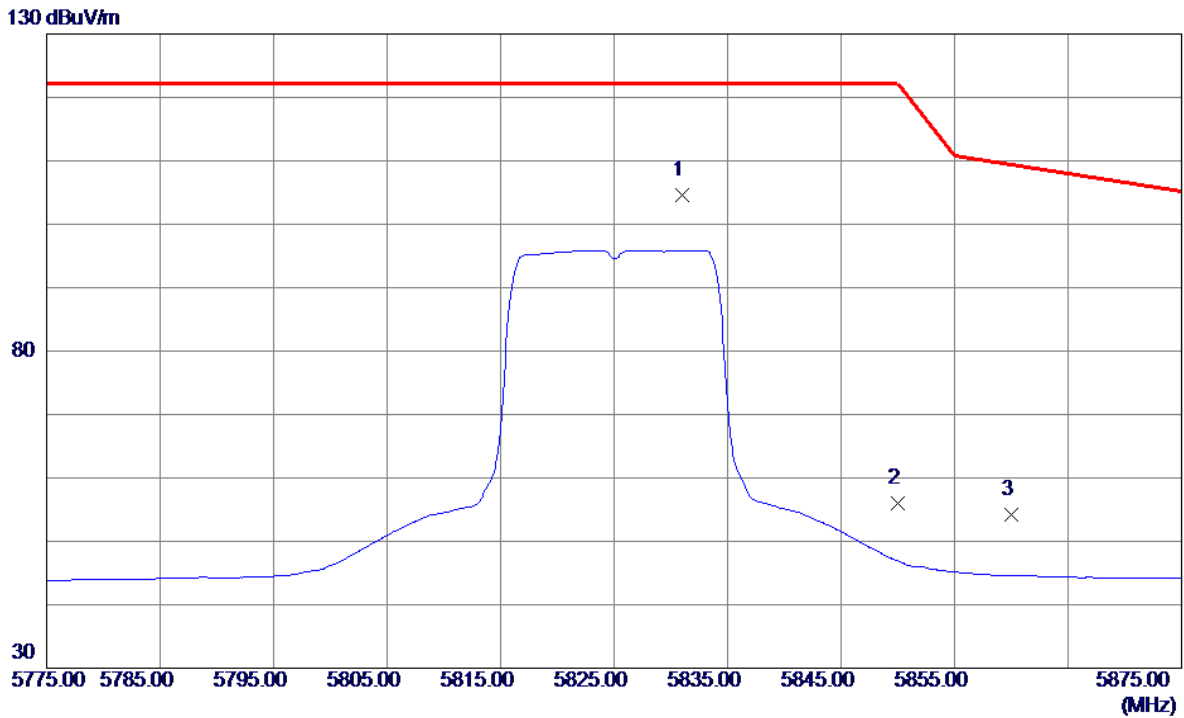
Vertical



No.	Freq. MHz	Reading Level dBuV/m	Correct Factor dB	Measure ment dBuV/m	Limit dBuV/m	Margin dB	Detector	Comment
-----	--------------	----------------------------	-------------------------	---------------------------	-----------------	--------------	----------	---------

Orthogonal Axis:	X
Test Mode:	UNII-3/TX N20 Mode 5825MHz

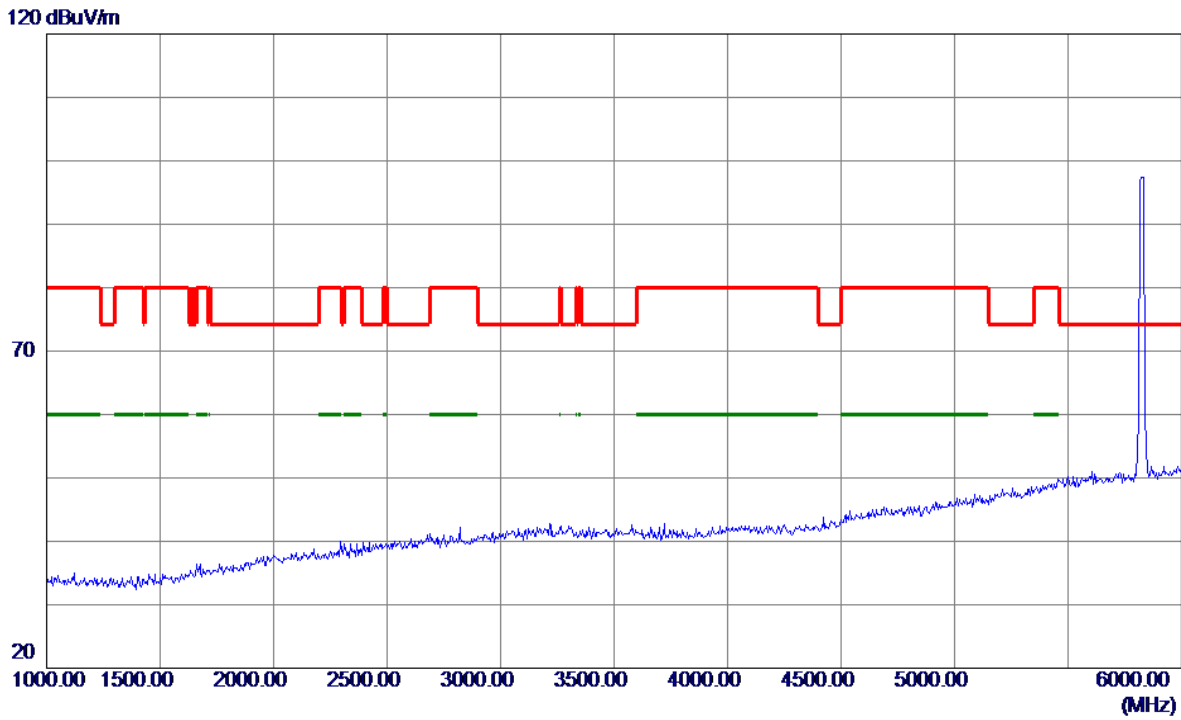
Horizontal



No.	Freq. MHz	Reading Level dBuV/m	Correct Factor dB	Measure ment dBuV/m	Limit dBuV/m	Margin dB	Detector	Comment
1 *	5831.0000	60.72	43.88	104.60	122.20	-17.60	Peak	
2	5850.0000	12.00	43.94	55.94	122.20	-66.26	Peak	
3	5860.0000	10.22	43.97	54.19	109.40	-55.21	Peak	

Orthogonal Axis:	X
Test Mode:	UNII-3/TX N20 Mode 5825MHz

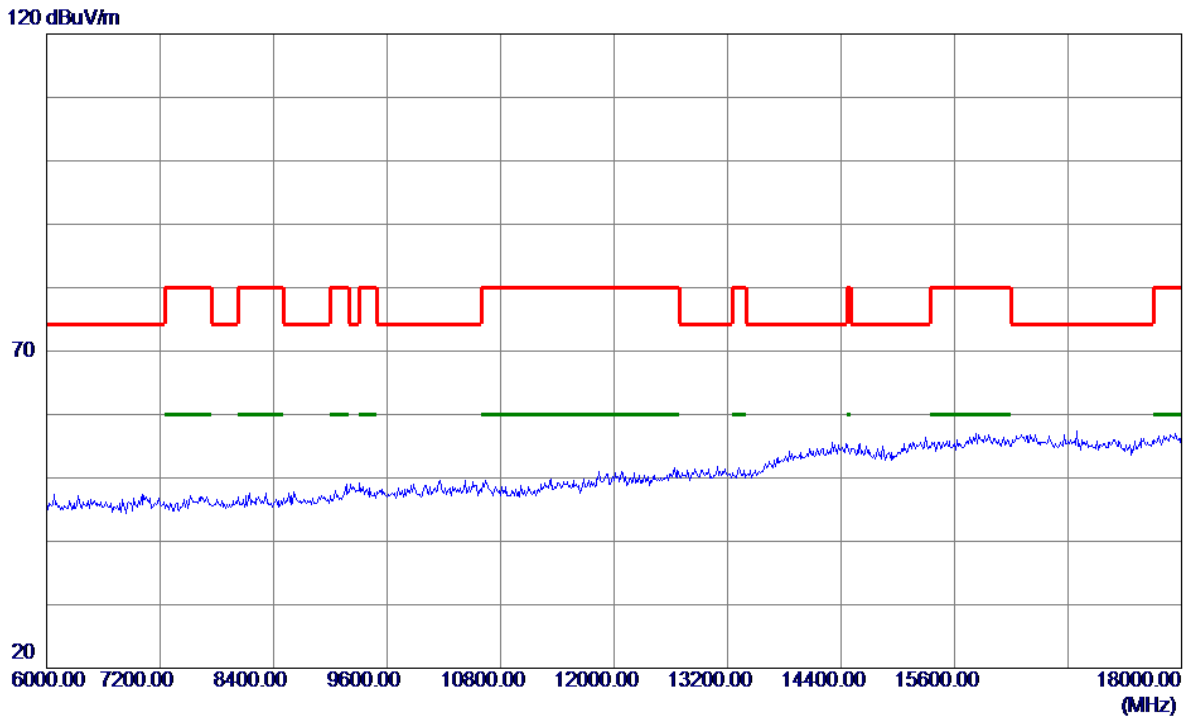
Horizontal



No.	Freq. MHz	Reading Level dBuV/m	Correct Factor dB	Measure ment dBuV/m	Limit dBuV/m	Margin dB	Detector	Comment
-----	--------------	----------------------------	-------------------------	---------------------------	-----------------	--------------	----------	---------

Orthogonal Axis:	X
Test Mode:	UNII-3/TX N20 Mode 5825MHz

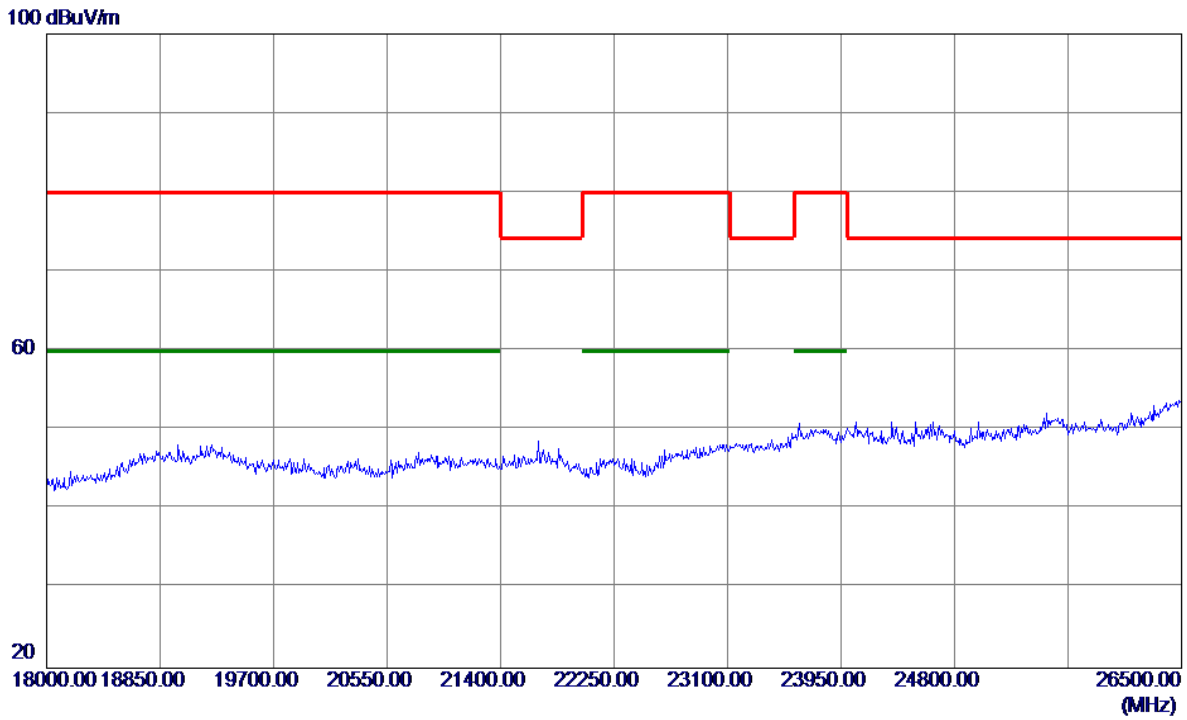
Horizontal



No.	Freq. MHz	Reading Level dBuV/m	Correct Factor dB	Measure ment dBuV/m	Limit dBuV/m	Margin dB	Detector	Comment
-----	--------------	----------------------------	-------------------------	---------------------------	-----------------	--------------	----------	---------

Orthogonal Axis:	X
Test Mode:	UNII-3/TX N20 Mode 5825MHz

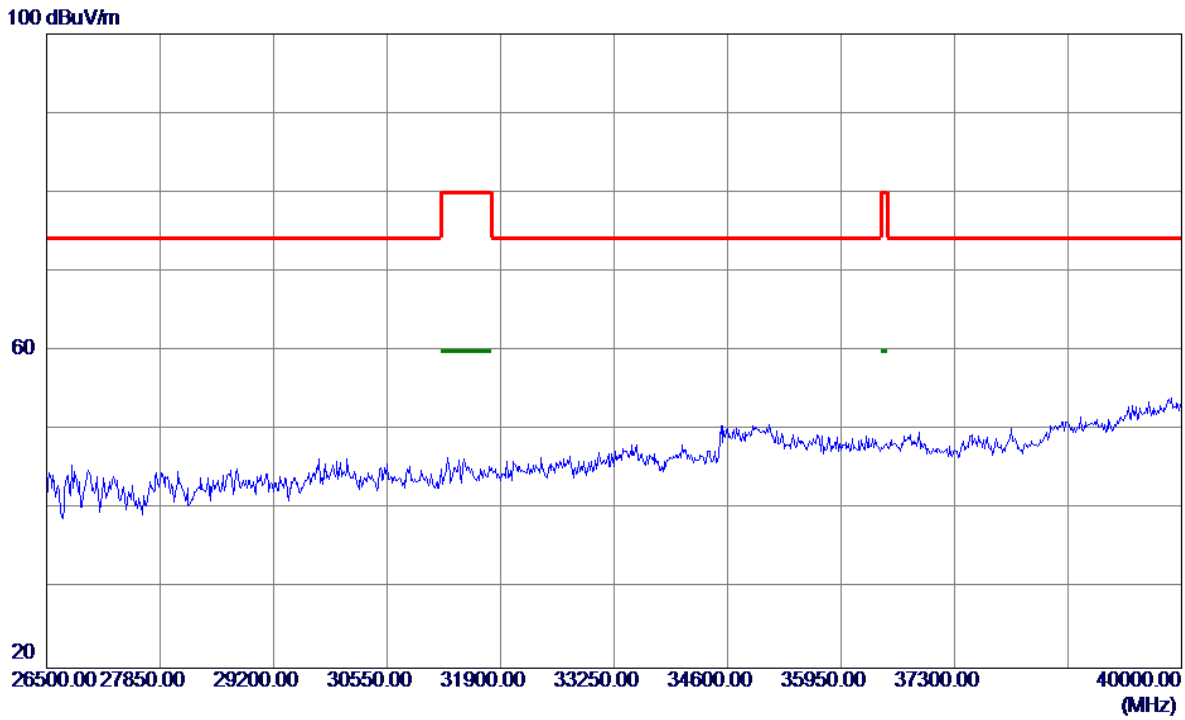
Horizontal



No.	Freq. MHz	Reading Level dBuV/m	Correct Factor dB	Measure ment dBuV/m	Limit dBuV/m	Margin dB	Detector	Comment
-----	--------------	----------------------------	-------------------------	---------------------------	-----------------	--------------	----------	---------

Orthogonal Axis:	X
Test Mode:	UNII-3/TX N20 Mode 5825MHz

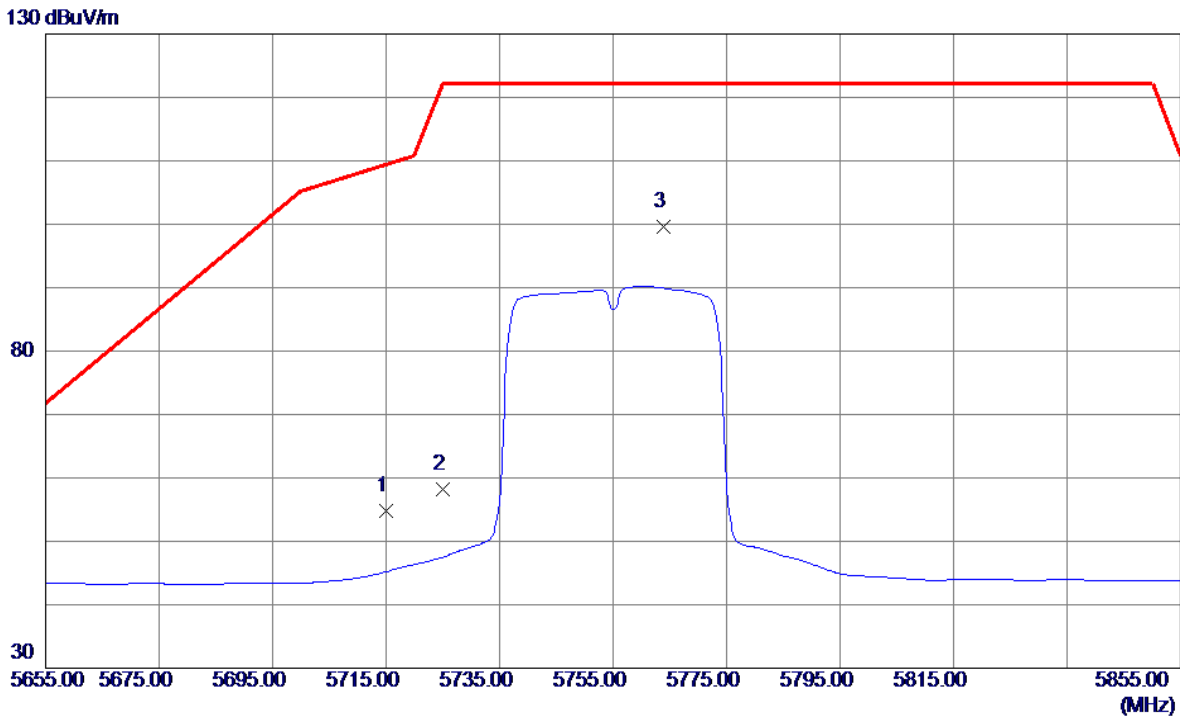
Horizontal



No.	Freq. MHz	Reading Level dBuV/m	Correct Factor dB	Measure ment dBuV/m	Limit dBuV/m	Margin dB	Detector	Comment
-----	--------------	----------------------------	-------------------------	---------------------------	-----------------	--------------	----------	---------

Orthogonal Axis:	X
Test Mode:	UNII-3/TX N40 Mode 5755MHz

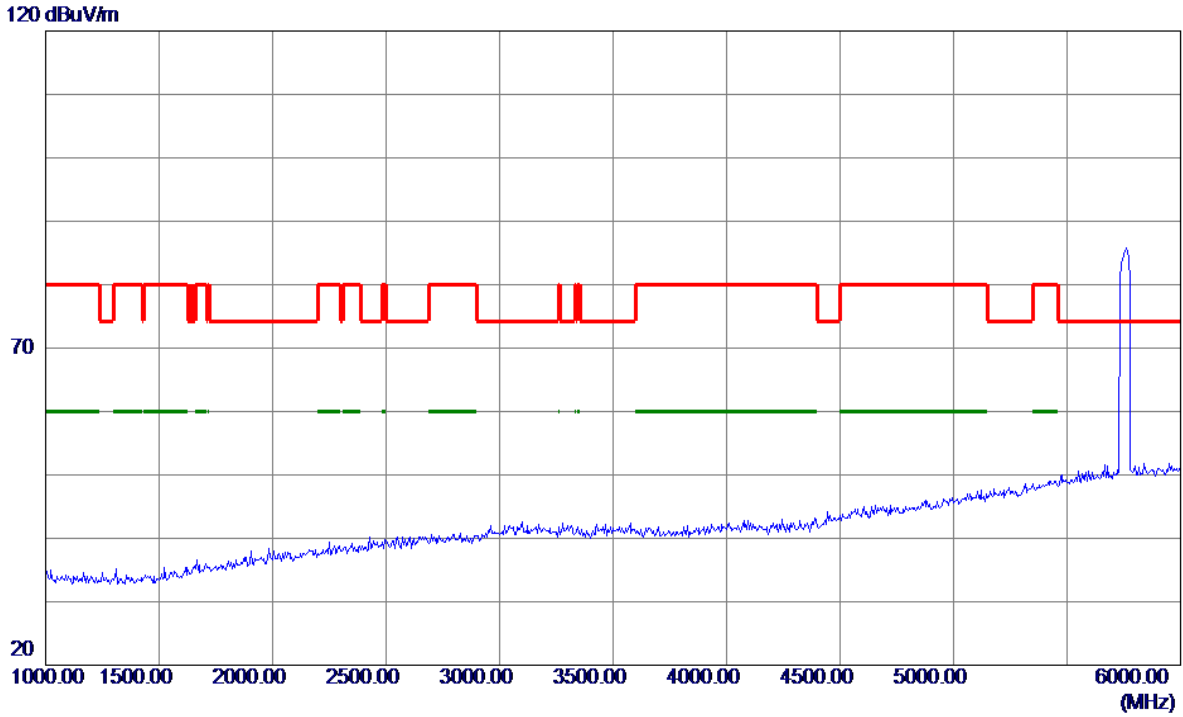
Vertical



No.	Freq. MHz	Reading Level dBuV/m	Correct Factor dB	Measure ment dBuV/m	Limit dBuV/m	Margin dB	Detector	Comment
1	5715.0000	11.24	43.53	54.77	109.40	-54.63	Peak	
2	5725.0000	14.56	43.56	58.12	122.20	-64.08	Peak	
3 *	5763.8000	55.99	43.68	99.67	122.20	-22.53	Peak	

Orthogonal Axis:	X
Test Mode:	UNII-3/TX N40 Mode 5755MHz

Vertical

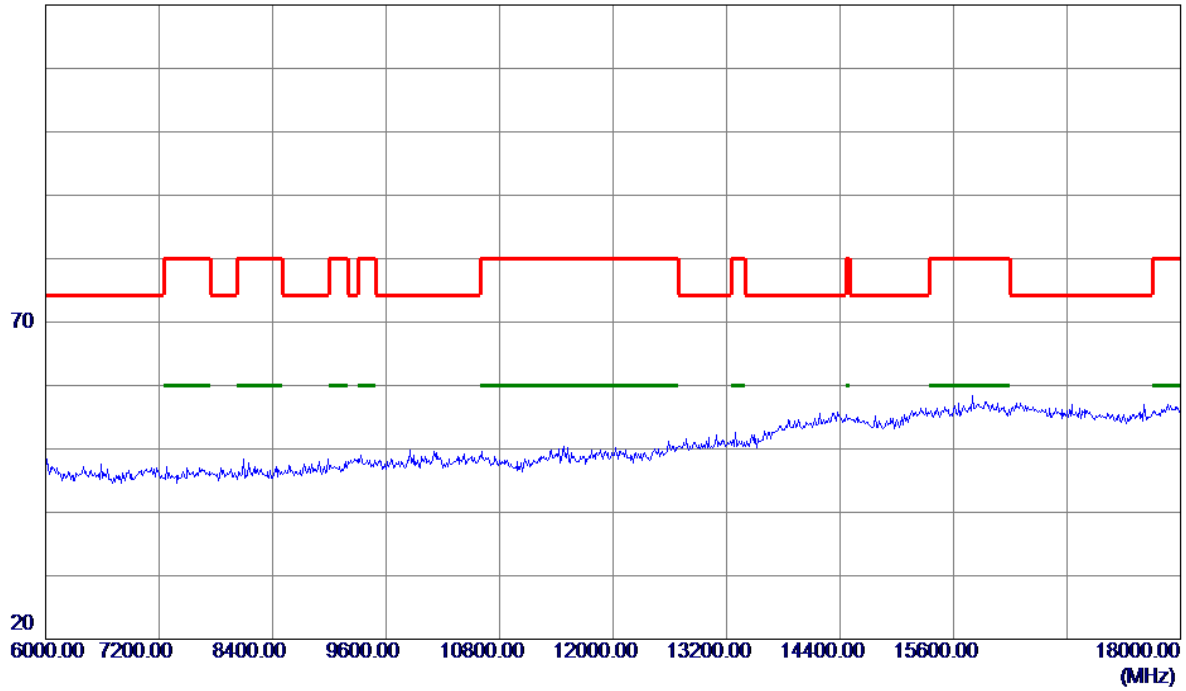


No.	Freq. MHz	Reading Level dBuV/m	Correct Factor dB	Measure ment dBuV/m	Limit dBuV/m	Margin dB	Detector	Comment
-----	--------------	----------------------------	-------------------------	---------------------------	-----------------	--------------	----------	---------

Orthogonal Axis:	X
Test Mode:	UNII-3/TX N40 Mode 5755MHz

Vertical

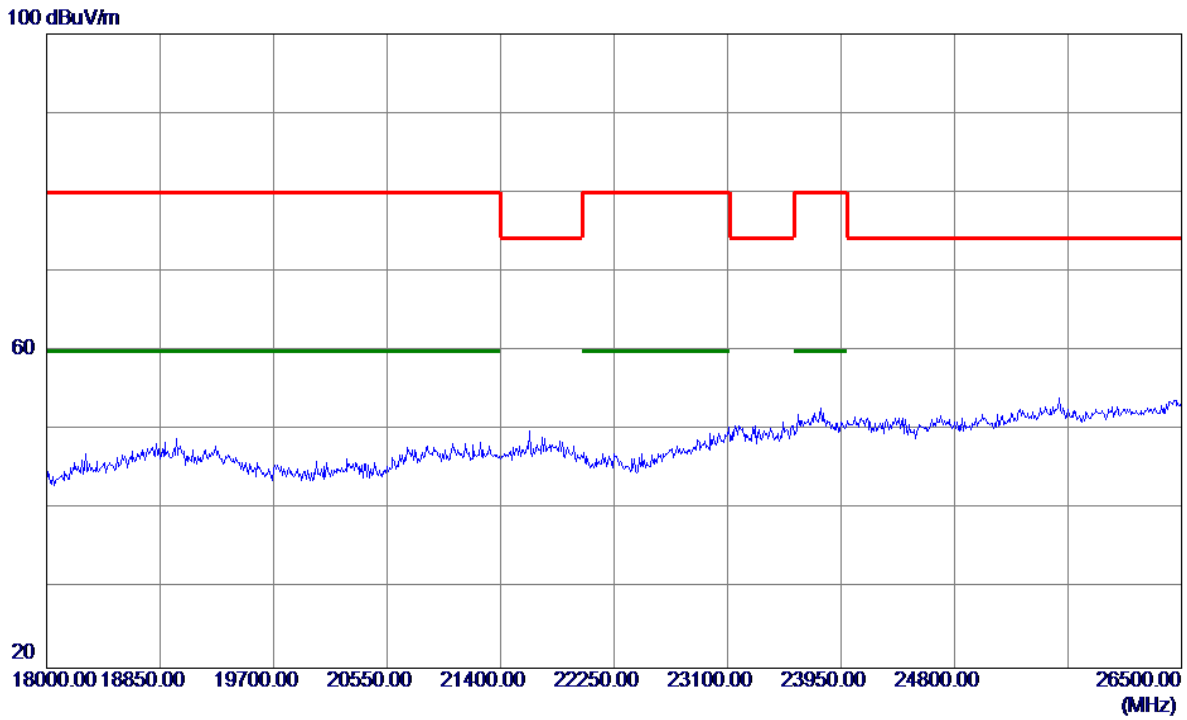
120 dBuV/m



No.	Freq. MHz	Reading Level dBuV/m	Correct Factor dB	Measure ment dBuV/m	Limit dBuV/m	Margin dB	Detector	Comment
-----	--------------	----------------------------	-------------------------	---------------------------	-----------------	--------------	----------	---------

Orthogonal Axis:	X
Test Mode:	UNII-3/TX N40 Mode 5755MHz

Vertical

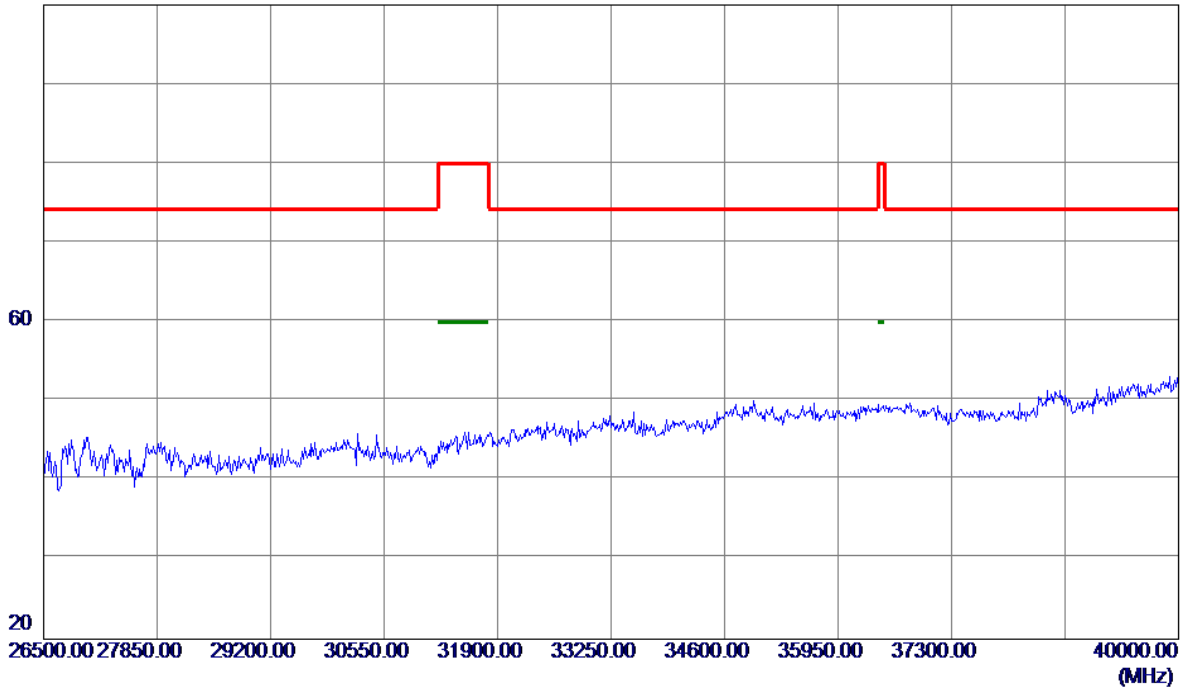


No.	Freq. MHz	Reading Level dBuV/m	Correct Factor dB	Measure ment dBuV/m	Limit dBuV/m	Margin dB	Detector	Comment

Orthogonal Axis:	X
Test Mode:	UNII-3/TX N40 Mode 5755MHz

Vertical

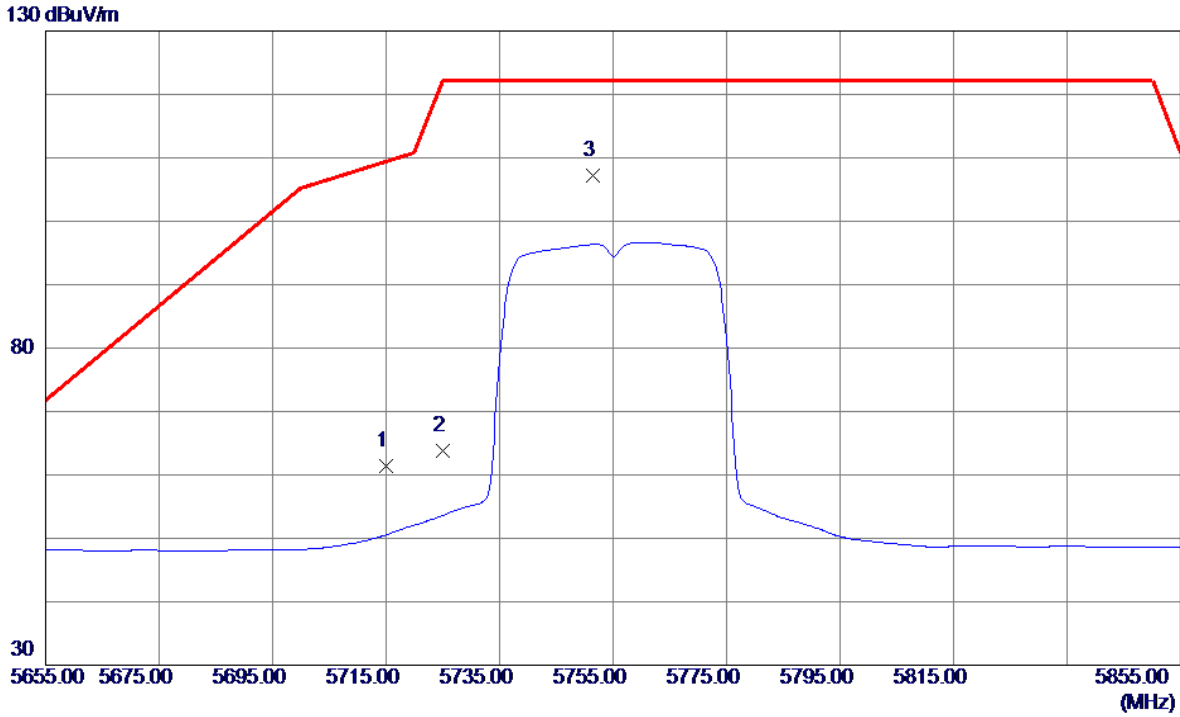
100 dBuV/m



No.	Freq. MHz	Reading Level dBuV/m	Correct Factor dB	Measure ment dBuV/m	Limit dBuV/m	Margin dB	Detector	Comment
-----	--------------	----------------------------	-------------------------	---------------------------	-----------------	--------------	----------	---------

Orthogonal Axis:	X
Test Mode:	UNII-3/TX N40 Mode 5755MHz

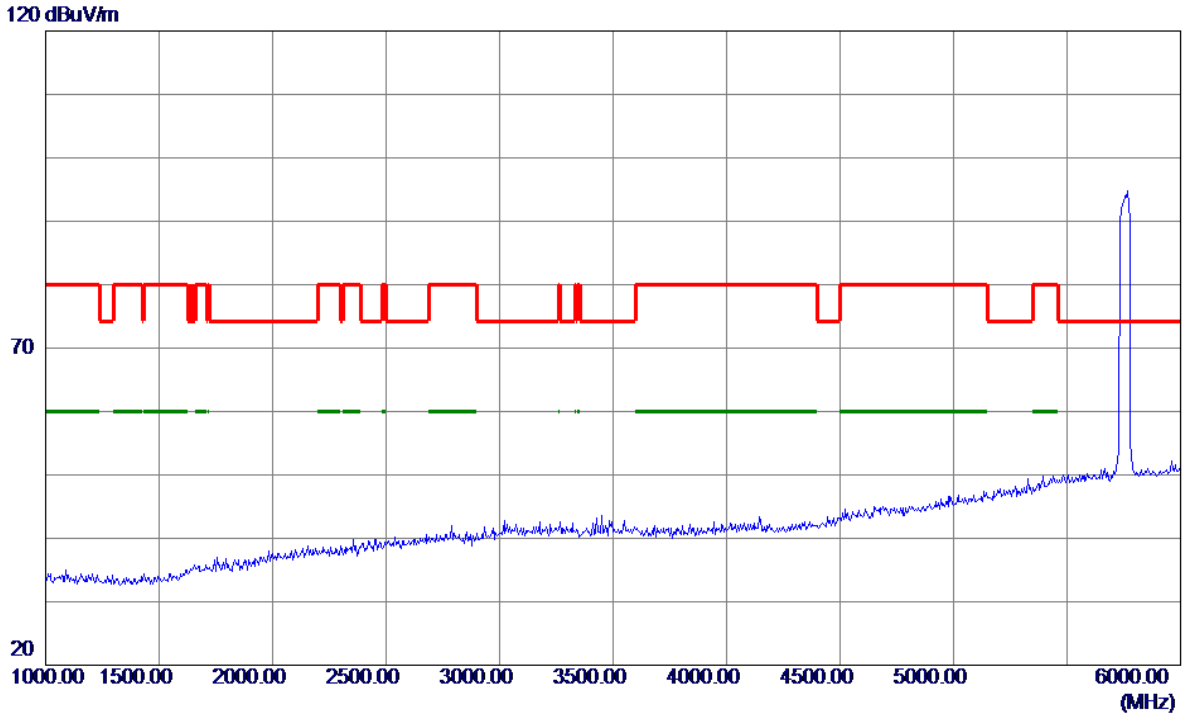
Horizontal



No.	Freq. MHz	Reading Level dBuV/m	Correct Factor dB	Measure ment dBuV/m	Limit dBuV/m	Margin dB	Detector	Comment
1	5715.0000	17.78	43.53	61.31	109.40	-48.09	Peak	
2	5725.0000	20.25	43.56	63.81	122.20	-58.39	Peak	
3 *	5751.4000	63.55	43.64	107.19	122.20	-15.01	Peak	

Orthogonal Axis:	X
Test Mode:	UNII-3/TX N40 Mode 5755MHz

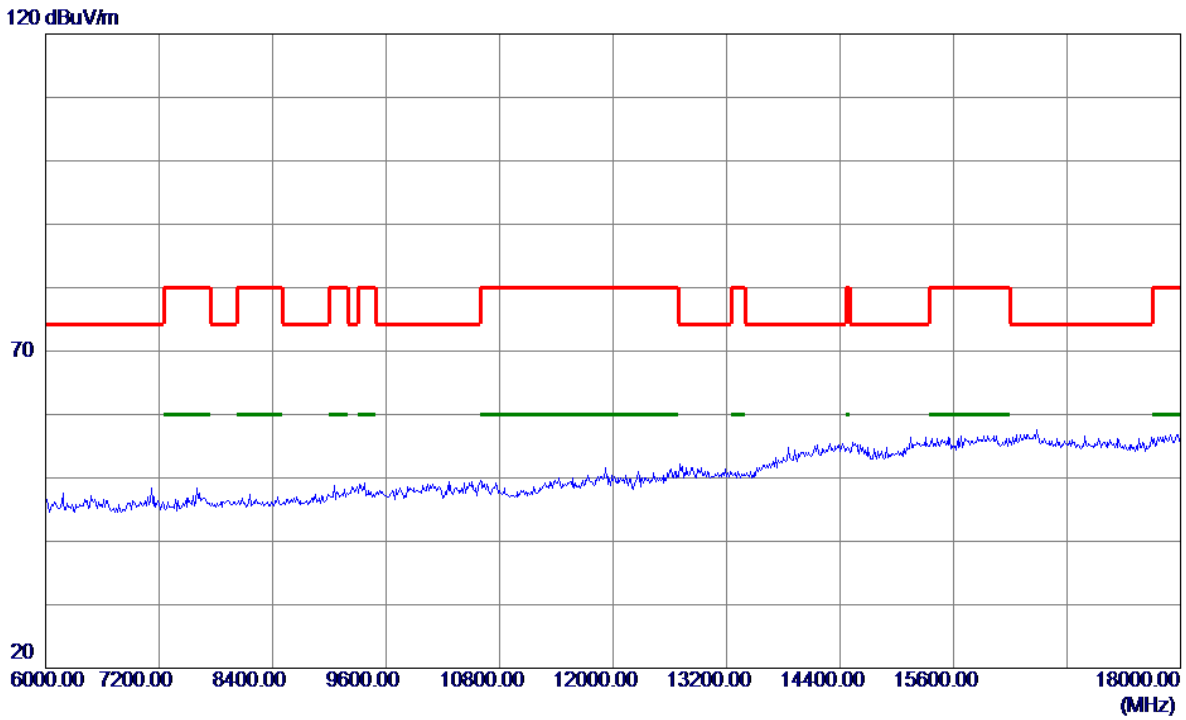
Horizontal



No.	Freq. MHz	Reading Level dBuV/m	Correct Factor dB	Measure ment dBuV/m	Limit dBuV/m	Margin dB	Detector	Comment
-----	--------------	----------------------------	-------------------------	---------------------------	-----------------	--------------	----------	---------

Orthogonal Axis:	X
Test Mode:	UNII-3/TX N40 Mode 5755MHz

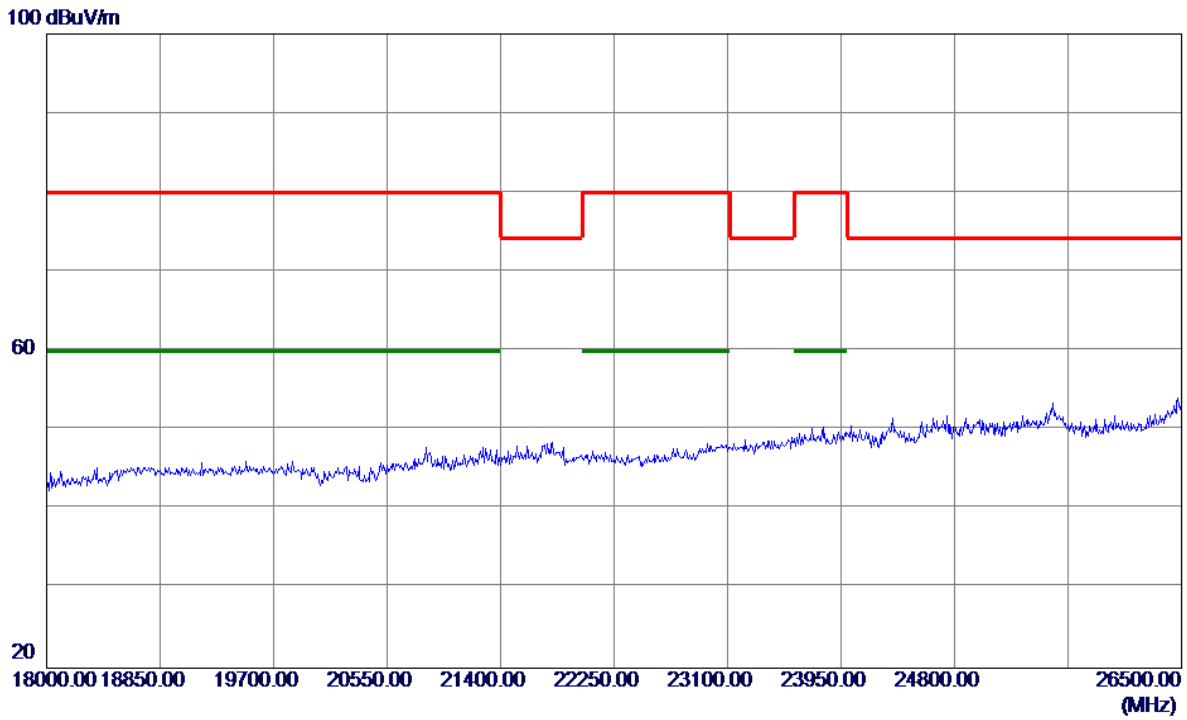
Horizontal



No.	Freq. MHz	Reading Level dBuV/m	Correct Factor dB	Measure ment dBuV/m	Limit dBuV/m	Margin dB	Detector	Comment
-----	--------------	----------------------------	-------------------------	---------------------------	-----------------	--------------	----------	---------

Orthogonal Axis:	X
Test Mode:	UNII-3/TX N40 Mode 5755MHz

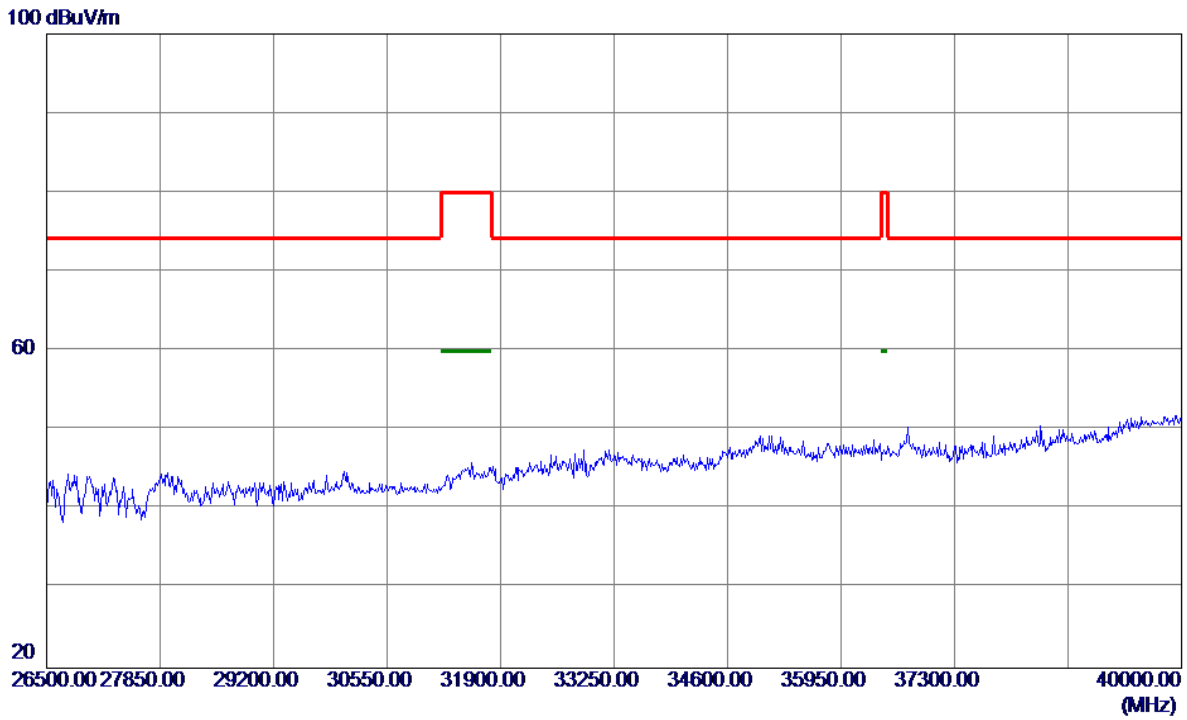
Horizontal



No.	Freq. MHz	Reading Level dBuV/m	Correct Factor dB	Measure ment dBuV/m	Limit dBuV/m	Margin dB	Detector	Comment
-----	--------------	----------------------------	-------------------------	---------------------------	-----------------	--------------	----------	---------

Orthogonal Axis:	X
Test Mode:	UNII-3/TX N40 Mode 5755MHz

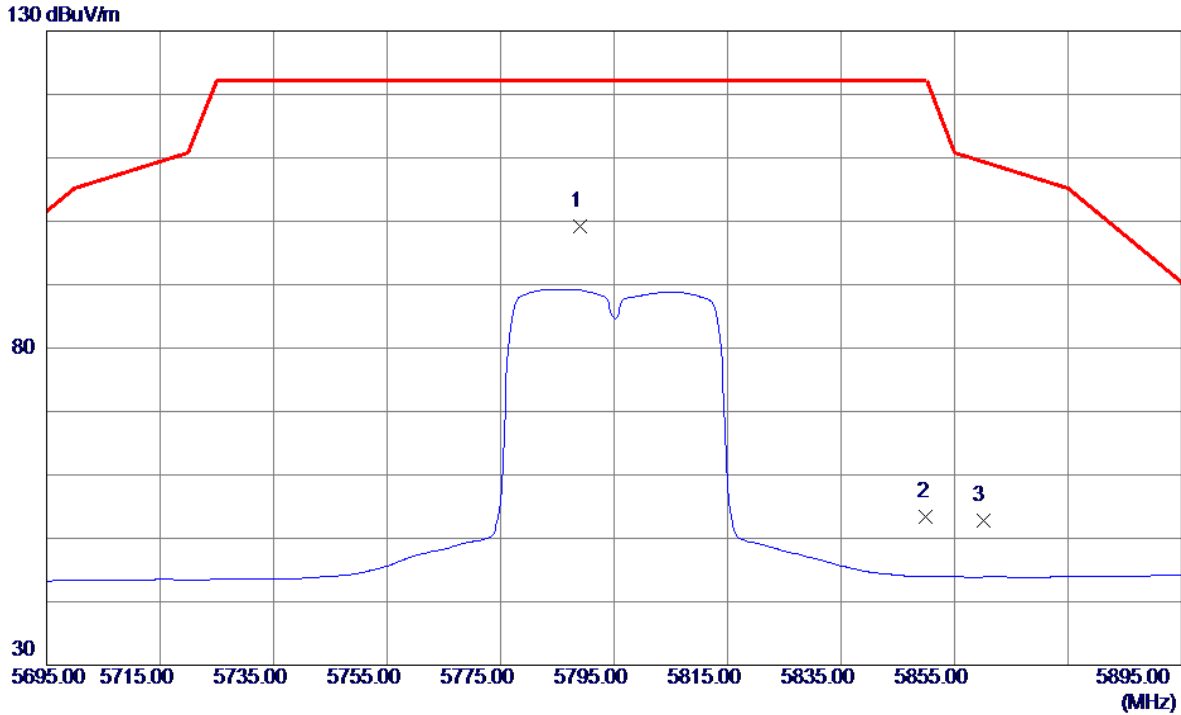
Horizontal



No.	Freq. MHz	Reading Level dBuV/m	Correct Factor dB	Measure ment dBuV/m	Limit dBuV/m	Margin dB	Detector	Comment
-----	--------------	----------------------------	-------------------------	---------------------------	-----------------	--------------	----------	---------

Orthogonal Axis:	X
Test Mode:	UNII-3/TX N40 Mode 5795MHz

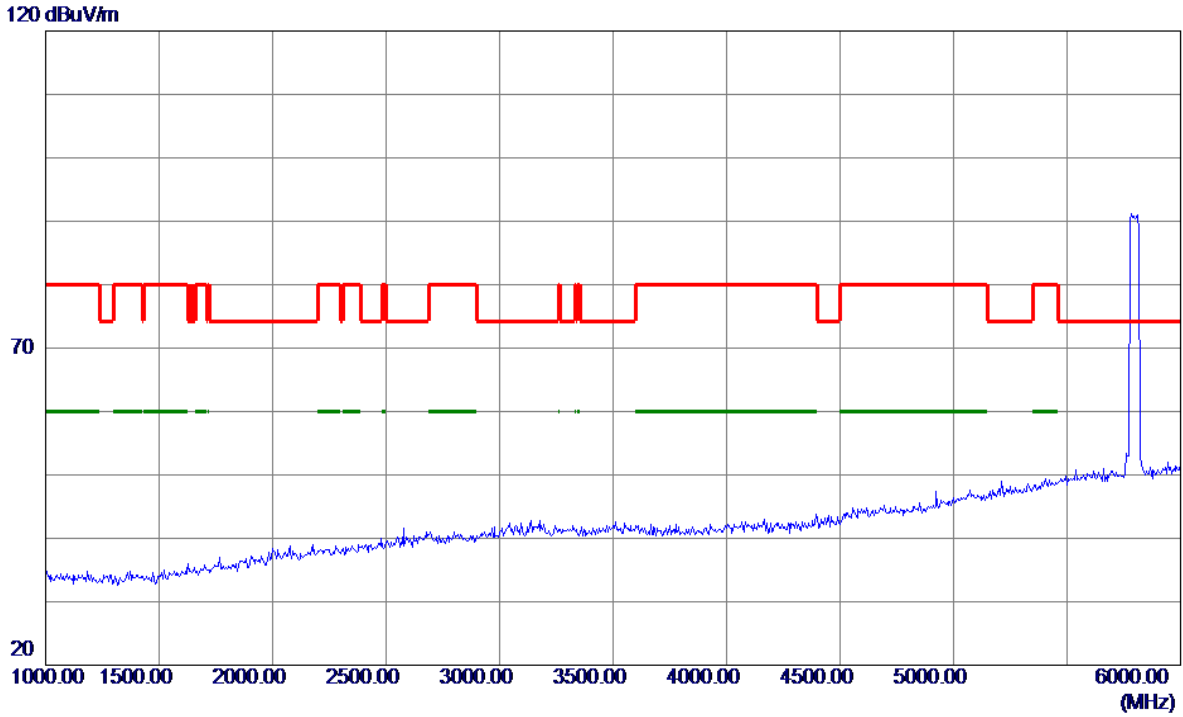
Vertical



No.	Freq. MHz	Reading Level dBuV/m	Correct Factor dB	Measure ment dBuV/m	Limit dBuV/m	Margin dB	Detector	Comment
1 *	5789.0000	55.42	43.75	99.17	122.20	-23.03	Peak	
2	5850.0000	9.45	43.94	53.39	122.20	-68.81	Peak	
3	5860.0000	8.79	43.97	52.76	109.40	-56.64	Peak	

Orthogonal Axis:	X
Test Mode:	UNII-3/TX N40 Mode 5795MHz

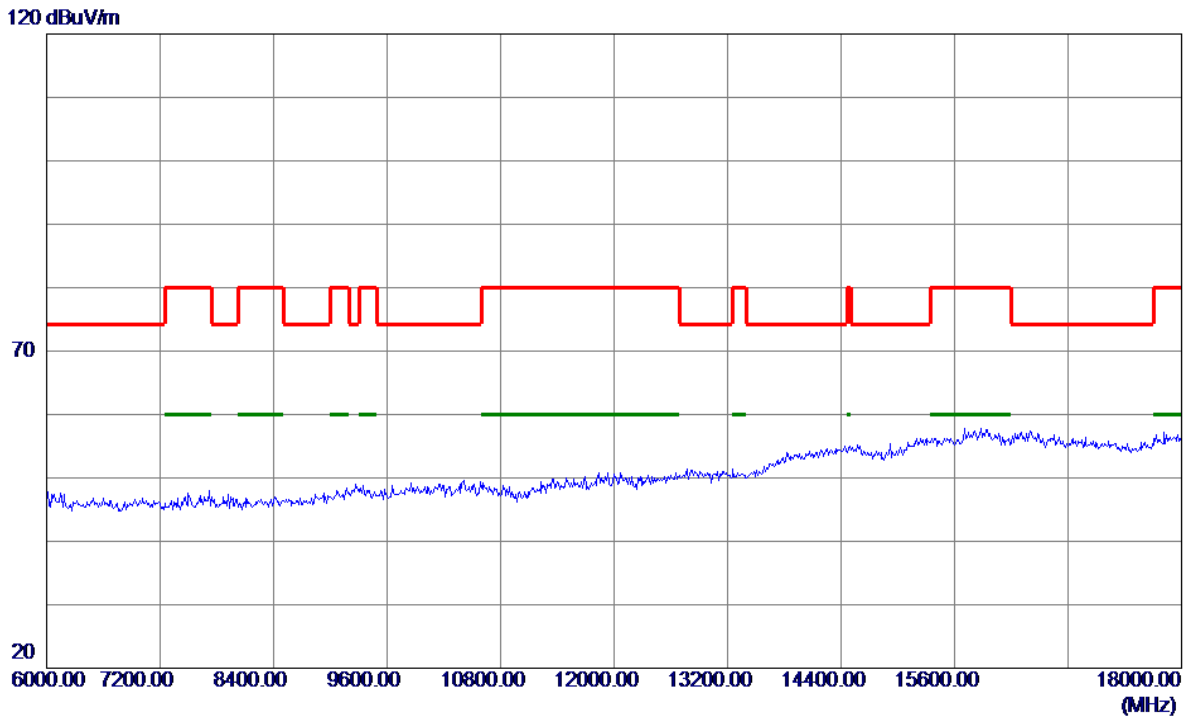
Vertical



No.	Freq. MHz	Reading Level dBuV/m	Correct Factor dB	Measure ment dBuV/m	Limit dBuV/m	Margin dB	Detector	Comment
-----	--------------	----------------------------	-------------------------	---------------------------	-----------------	--------------	----------	---------

Orthogonal Axis:	X
Test Mode:	UNII-3/TX N40 Mode 5795MHz

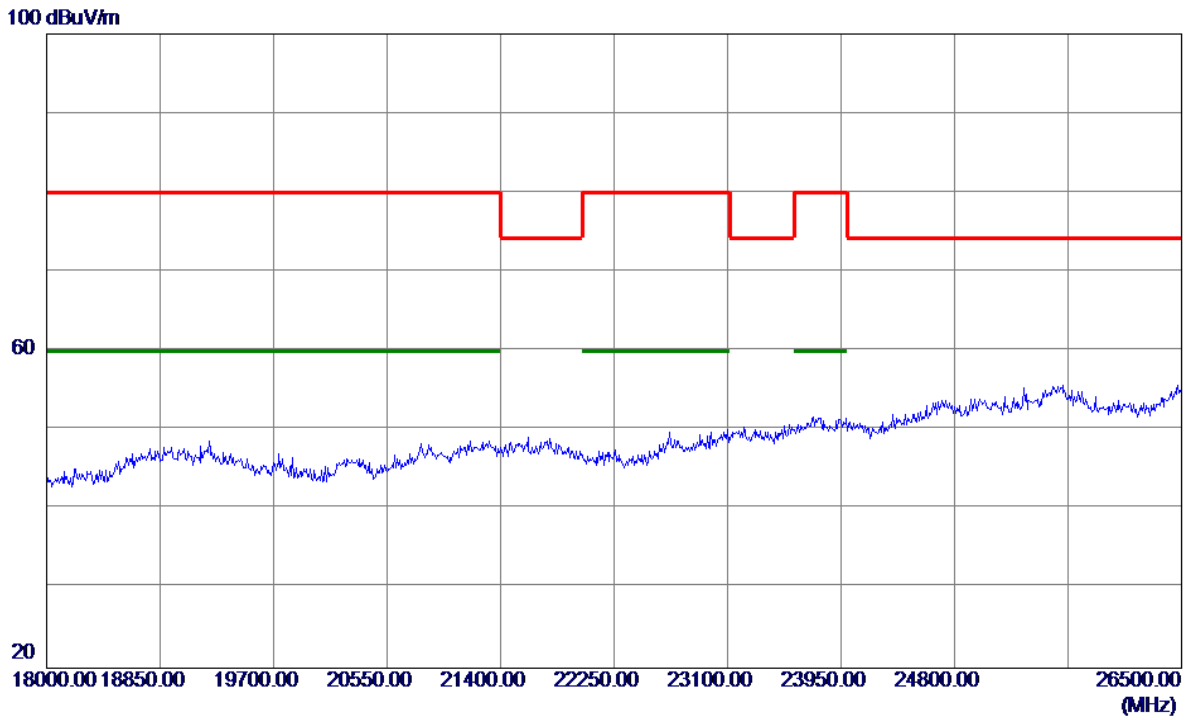
Vertical



No.	Freq. MHz	Reading Level dBuV/m	Correct Factor dB	Measure ment dBuV/m	Limit dBuV/m	Margin dB	Detector	Comment
-----	--------------	----------------------------	-------------------------	---------------------------	-----------------	--------------	----------	---------

Orthogonal Axis:	X
Test Mode:	UNII-3/TX N40 Mode 5795MHz

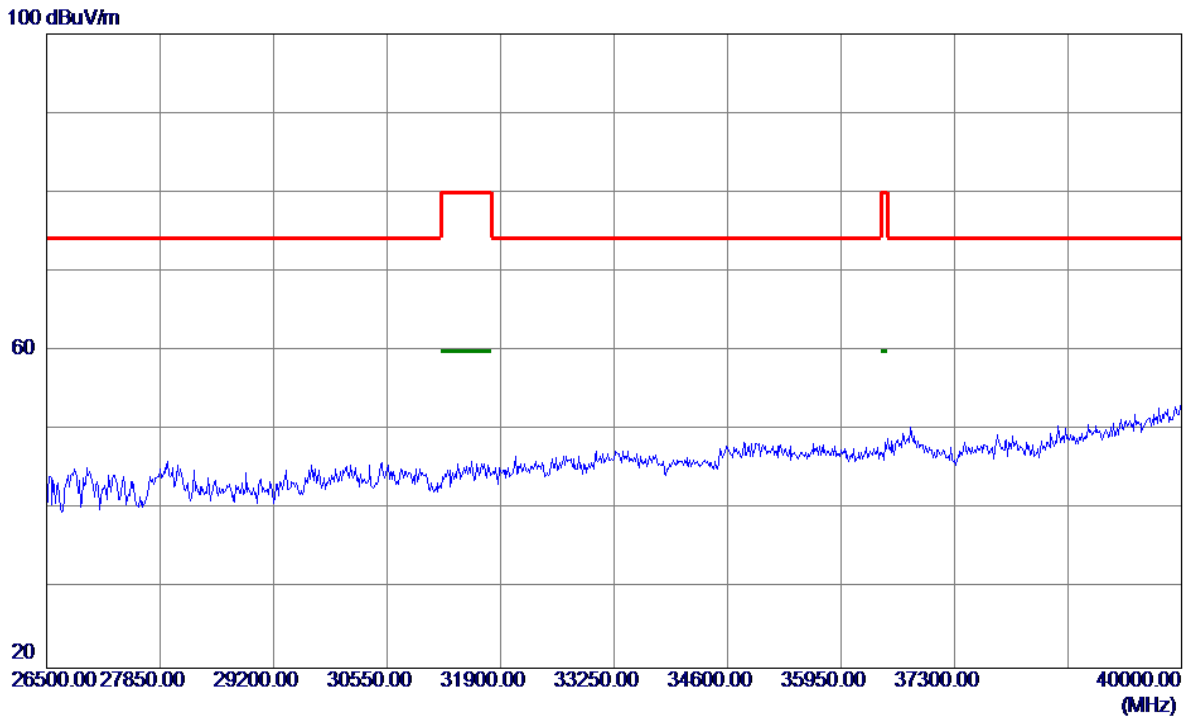
Vertical



No.	Freq. MHz	Reading Level dBuV/m	Correct Factor dB	Measure ment dBuV/m	Limit dBuV/m	Margin dB	Detector	Comment
-----	--------------	----------------------------	-------------------------	---------------------------	-----------------	--------------	----------	---------

Orthogonal Axis:	X
Test Mode:	UNII-3/TX N40 Mode 5795MHz

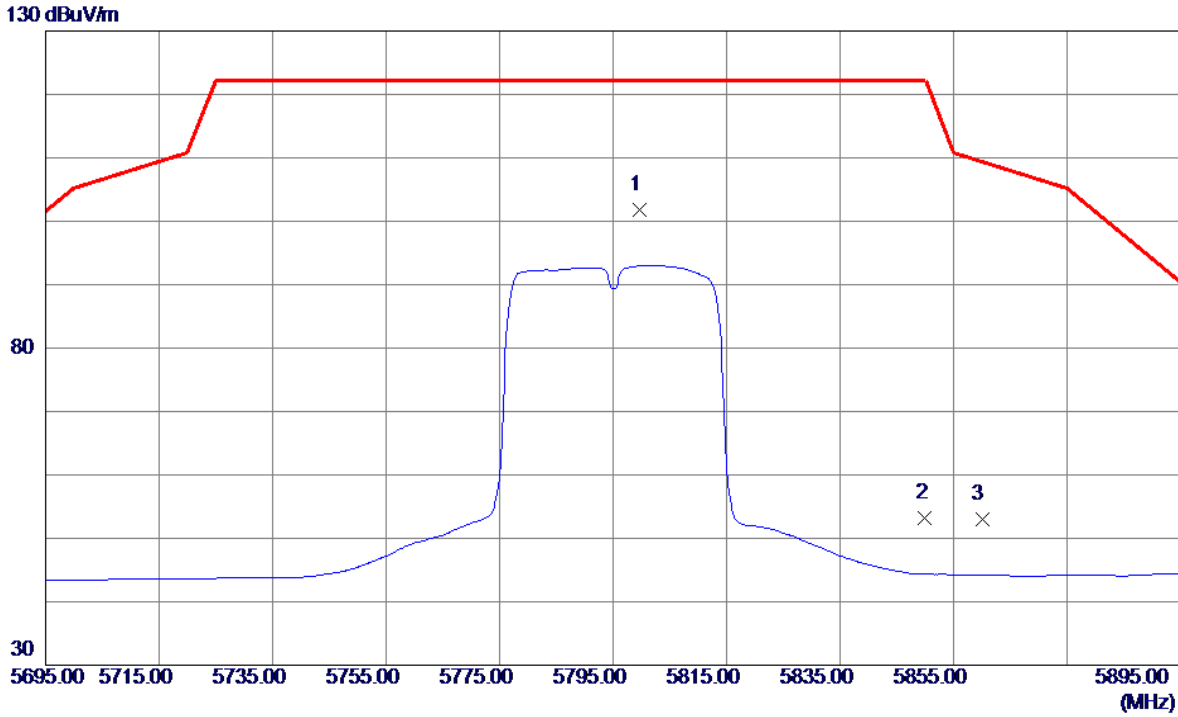
Vertical



No.	Freq. MHz	Reading Level dBuV/m	Correct Factor dB	Measure ment dBuV/m	Limit dBuV/m	Margin dB	Detector	Comment
-----	--------------	----------------------------	-------------------------	---------------------------	-----------------	--------------	----------	---------

Orthogonal Axis:	X
Test Mode:	UNII-3/TX N40 Mode 5795MHz

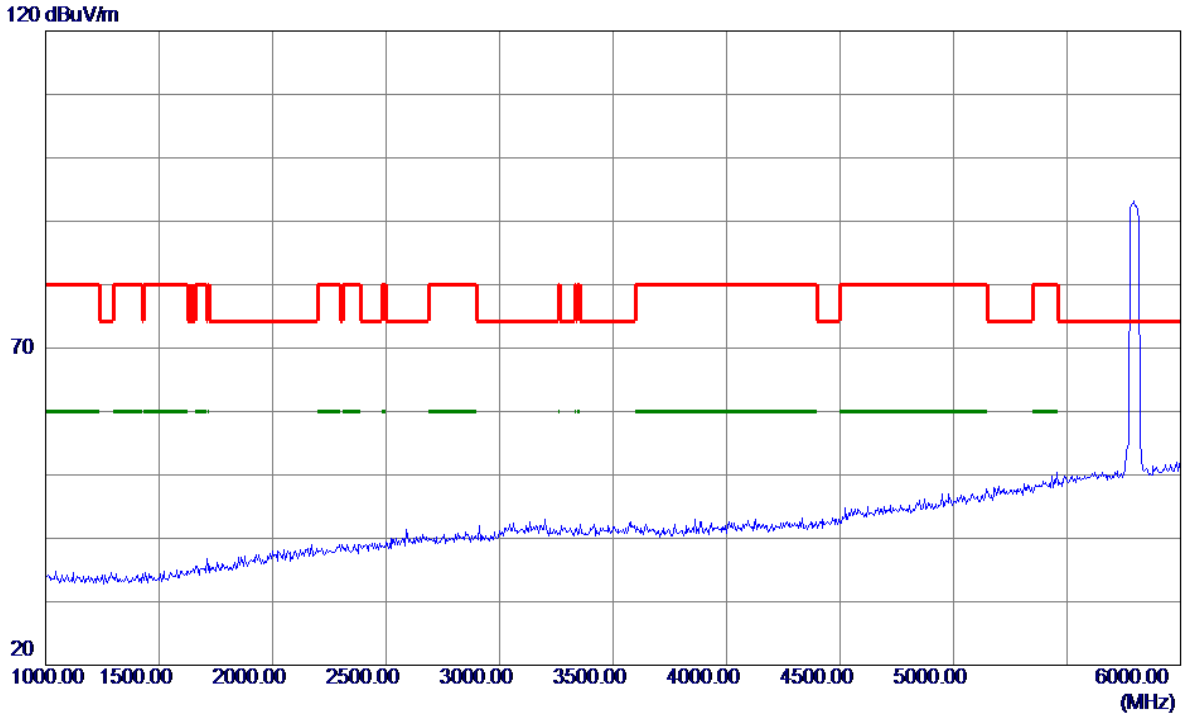
Horizontal



No.	Freq. MHz	Reading Level dBuV/m	Correct Factor dB	Measure ment dBuV/m	Limit dBuV/m	Margin dB	Detector	Comment
1 *	5799.6000	58.00	43.78	101.78	122.20	-20.42	Peak	
2	5850.0000	9.25	43.94	53.19	122.20	-69.01	Peak	
3	5860.0000	9.08	43.97	53.05	109.40	-56.35	Peak	

Orthogonal Axis:	X
Test Mode:	UNII-3/TX N40 Mode 5795MHz

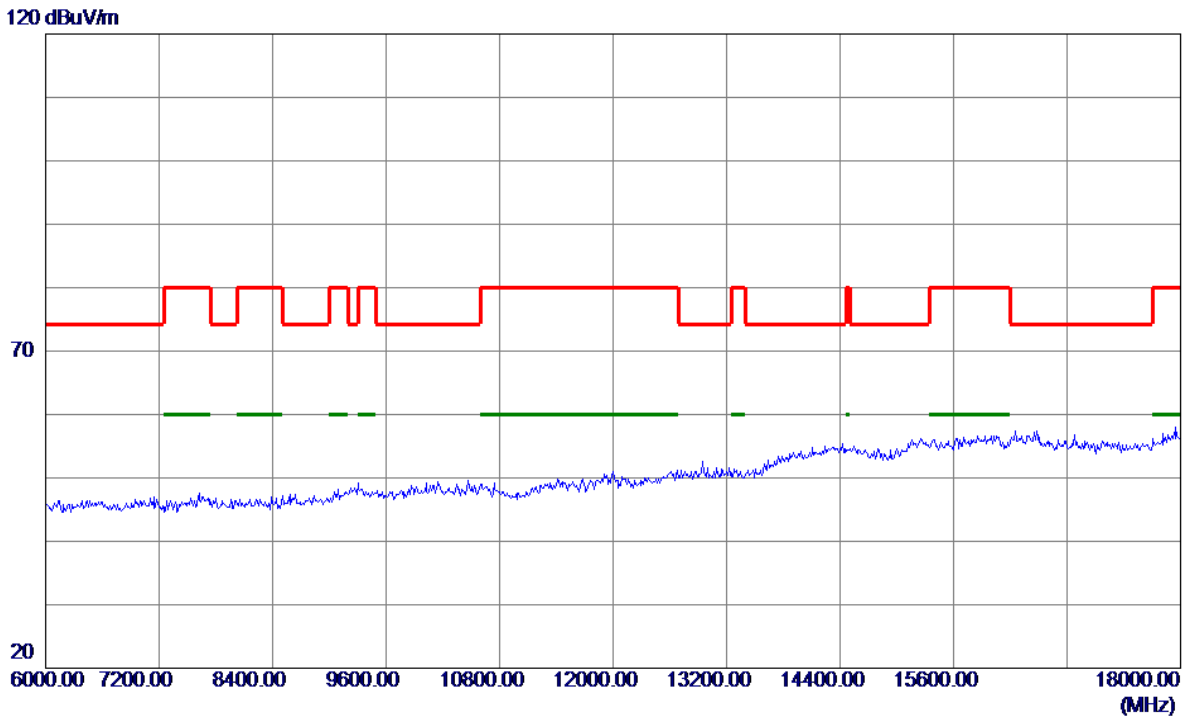
Horizontal



No.	Freq. MHz	Reading Level dBuV/m	Correct Factor dB	Measure ment dBuV/m	Limit dBuV/m	Margin dB	Detector	Comment
-----	--------------	----------------------------	-------------------------	---------------------------	-----------------	--------------	----------	---------

Orthogonal Axis:	X
Test Mode:	UNII-3/TX N40 Mode 5795MHz

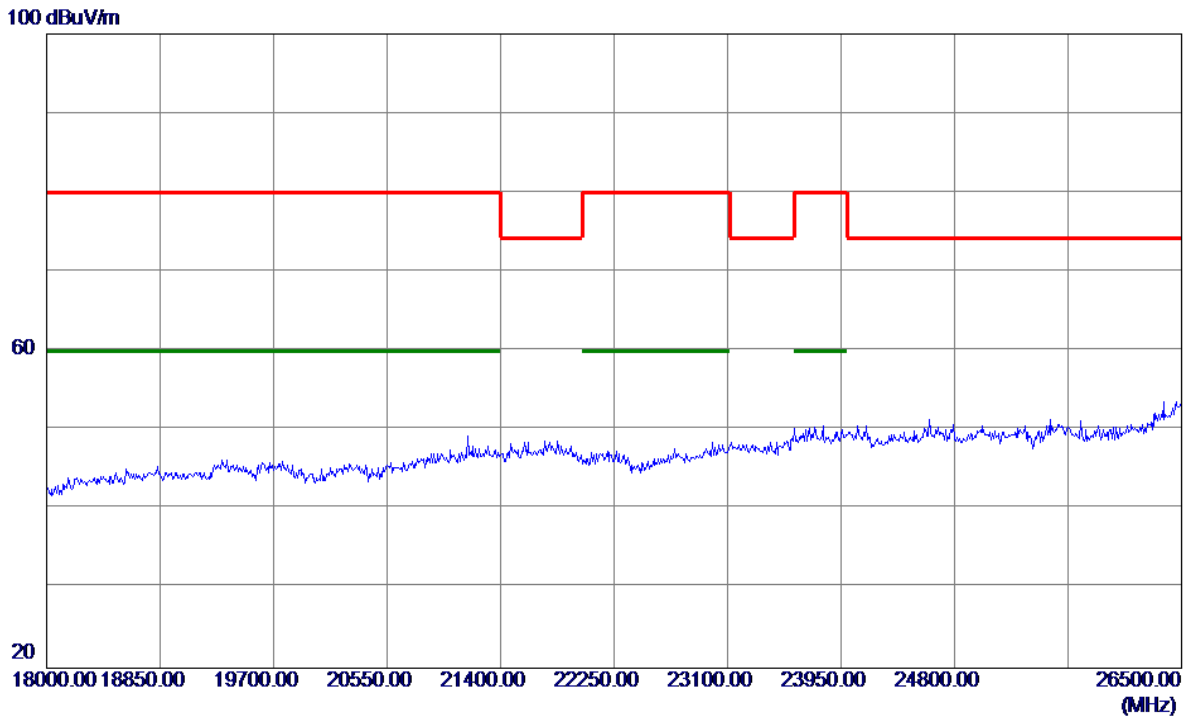
Horizontal



No.	Freq. MHz	Reading Level dBuV/m	Correct Factor dB	Measure ment dBuV/m	Limit dBuV/m	Margin dB	Detector	Comment
-----	--------------	----------------------------	-------------------------	---------------------------	-----------------	--------------	----------	---------

Orthogonal Axis:	X
Test Mode:	UNII-3/TX N40 Mode 5795MHz

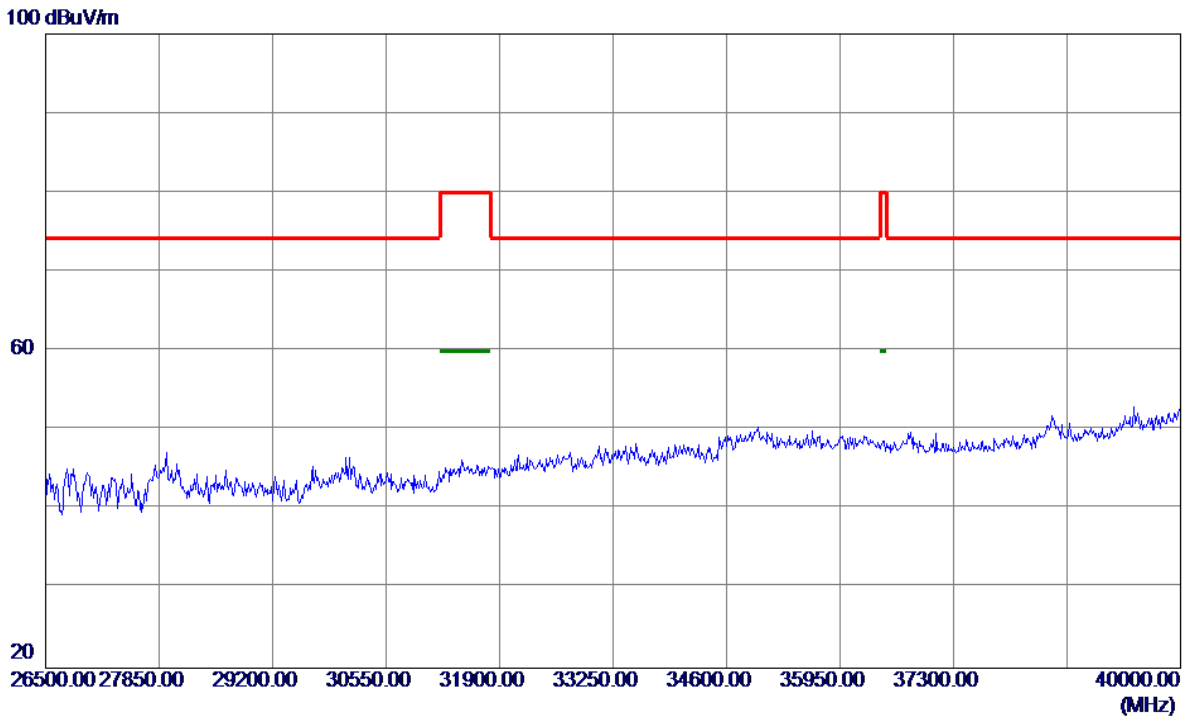
Horizontal



No.	Freq. MHz	Reading Level dBuV/m	Correct Factor dB	Measure ment dBuV/m	Limit dBuV/m	Margin dB	Detector	Comment
-----	--------------	----------------------------	-------------------------	---------------------------	-----------------	--------------	----------	---------

Orthogonal Axis:	X
Test Mode:	UNII-3/TX N40 Mode 5795MHz

Horizontal

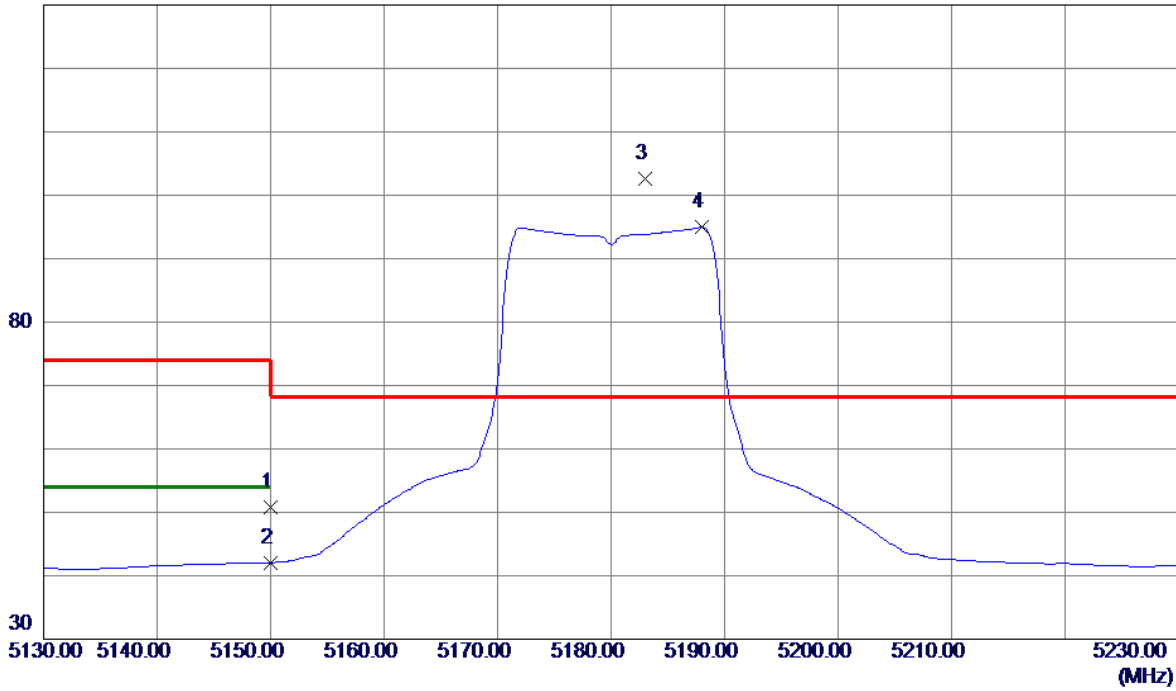


No.	Freq. MHz	Reading Level dBuV/m	Correct Factor dB	Measure ment dBuV/m	Limit dBuV/m	Margin dB	Detector	Comment
-----	--------------	----------------------------	-------------------------	---------------------------	-----------------	--------------	----------	---------

Orthogonal Axis:	X
Test Mode:	UNII-1/ TX AC20 Mode 5180MHz

Vertical

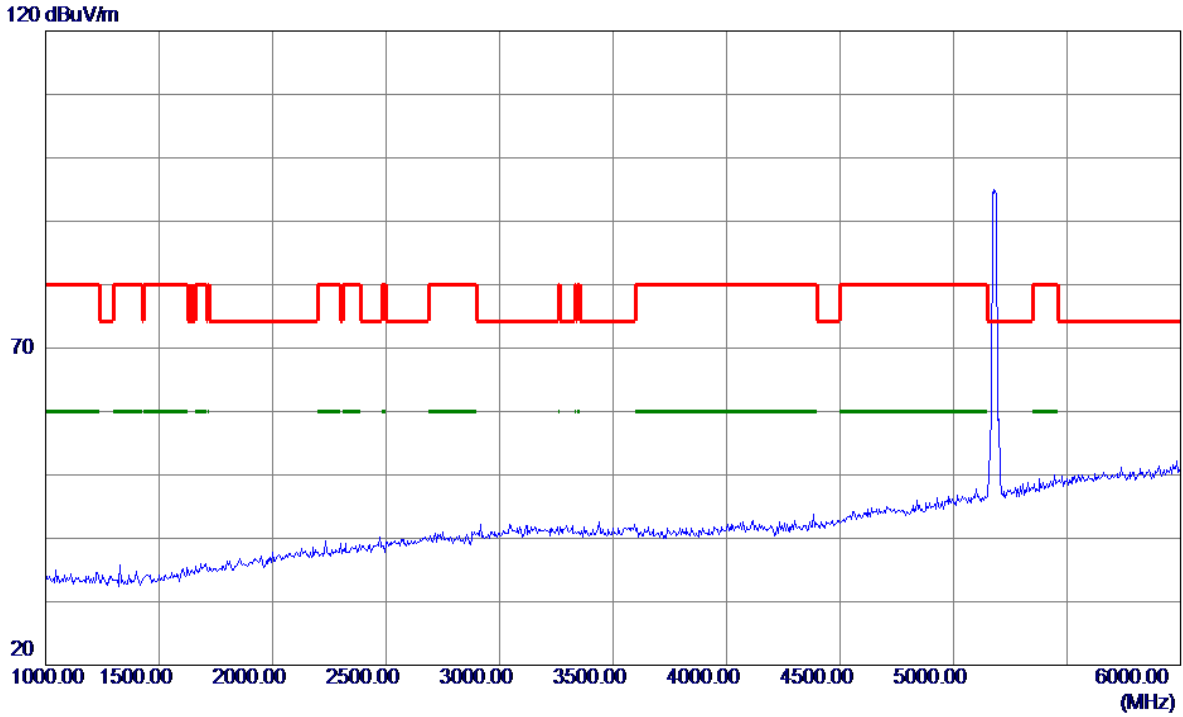
130 dBuV/m



No.	Freq. MHz	Reading Level dBuV/m	Correct Factor dB	Measure ment dBuV/m	Limit dBuV/m	Margin dB	Detector	Comment
1	5150.0000	9.63	41.10	50.73	74.00	-23.27	Peak	
2	5150.0000	0.97	41.10	42.07	54.00	-11.93	AVG	
3 *	5183.0000	61.40	41.27	102.67	68.30	34.37	Peak	No Limit
4	5188.0000	53.64	41.29	94.93	999.00	-904.07	AVG	No Limit

Orthogonal Axis:	X
Test Mode:	UNII-1/ TX AC20 Mode 5180MHz

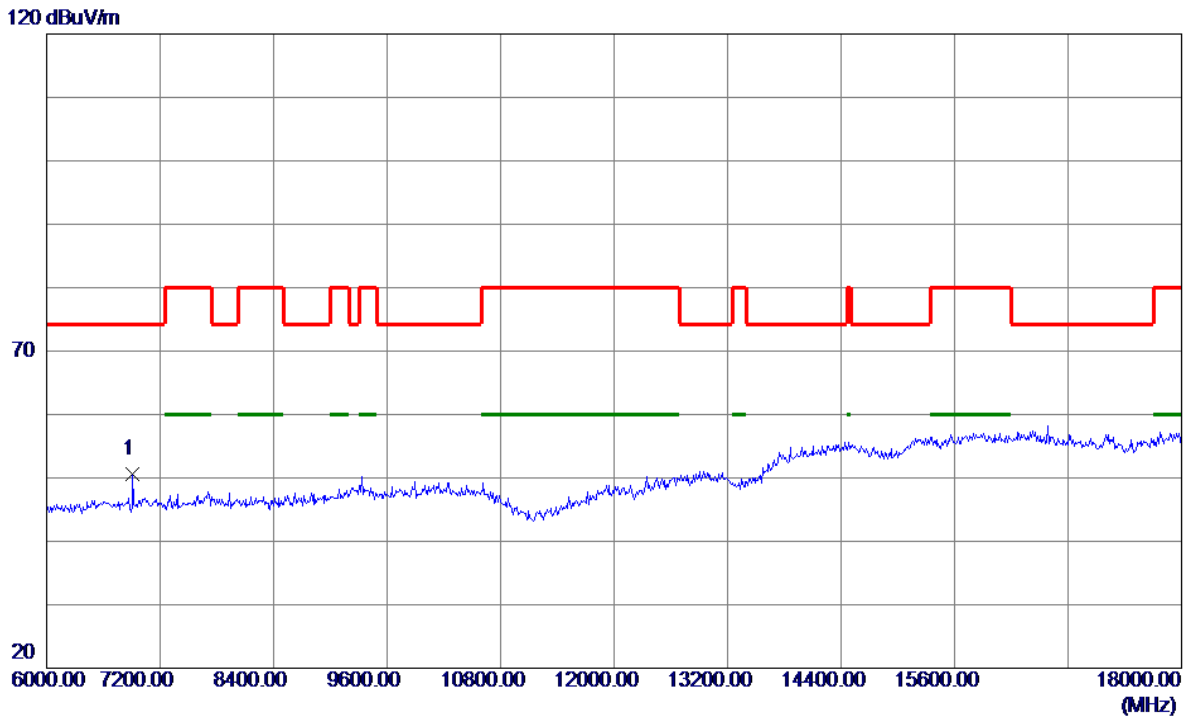
Vertical



No.	Freq. MHz	Reading Level dBuV/m	Correct Factor dB	Measure ment dBuV/m	Limit dBuV/m	Margin dB	Detector	Comment
-----	--------------	----------------------------	-------------------------	---------------------------	-----------------	--------------	----------	---------

Orthogonal Axis:	X
Test Mode:	UNII-1/ TX AC20 Mode 5180MHz

Vertical

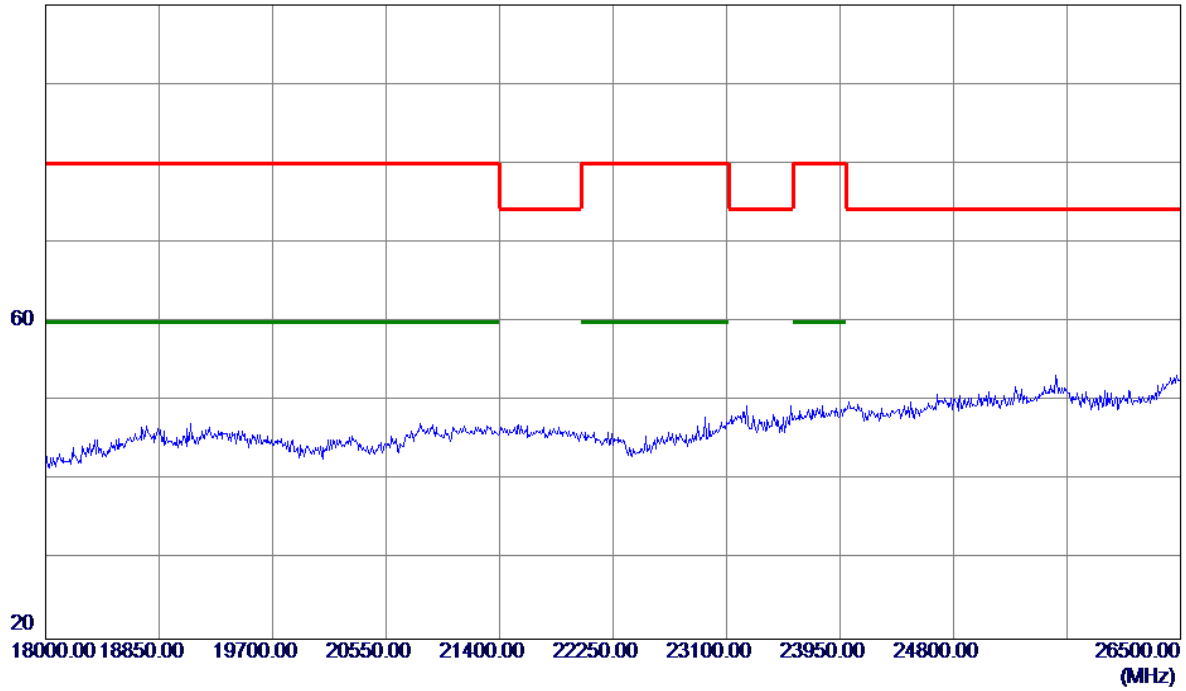


No.	Freq. MHz	Reading Level dBuV/m	Correct Factor dB	Measure ment dBuV/m	Limit dBuV/m	Margin dB	Detector	Comment
1 *	6912.0000	37.74	12.93	50.67	74.30	-23.63	Peak	

Orthogonal Axis:	X
Test Mode:	UNII-1/ TX AC20 Mode 5180MHz

Vertical

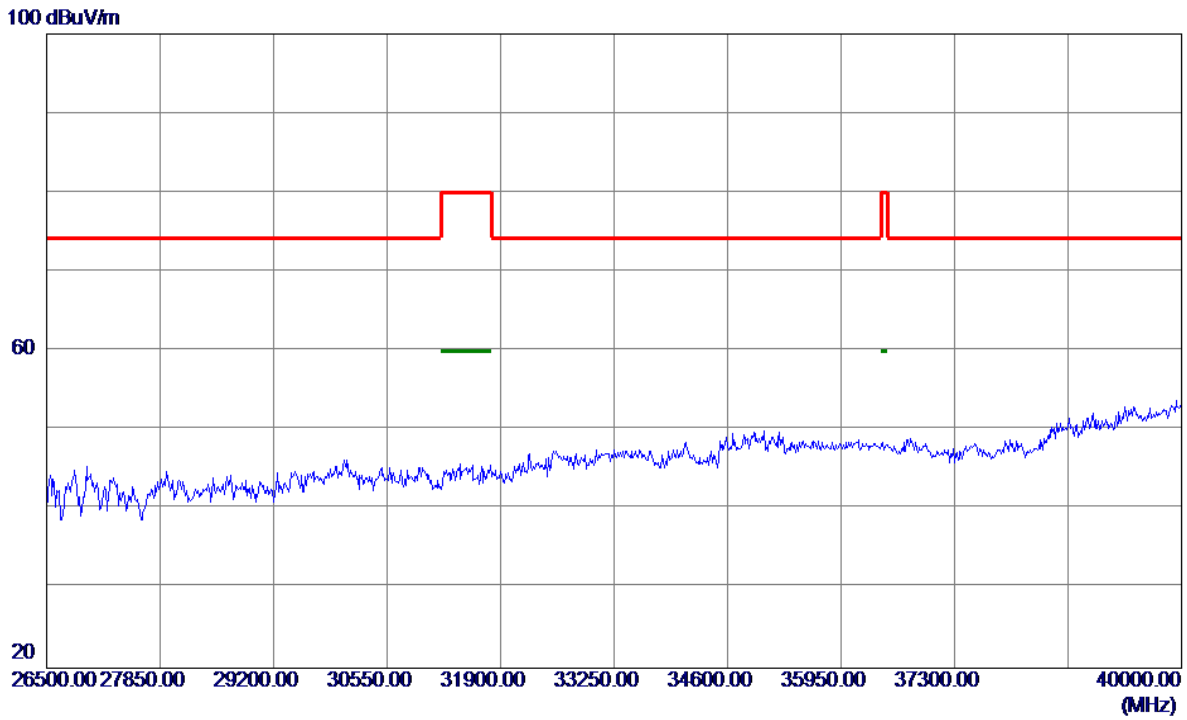
100 dBuV/m



No.	Freq. MHz	Reading Level dBuV/m	Correct Factor dB	Measure ment dBuV/m	Limit dBuV/m	Margin dB	Detector	Comment
-----	--------------	----------------------------	-------------------------	---------------------------	-----------------	--------------	----------	---------

Orthogonal Axis:	X
Test Mode:	UNII-1/ TX AC20 Mode 5180MHz

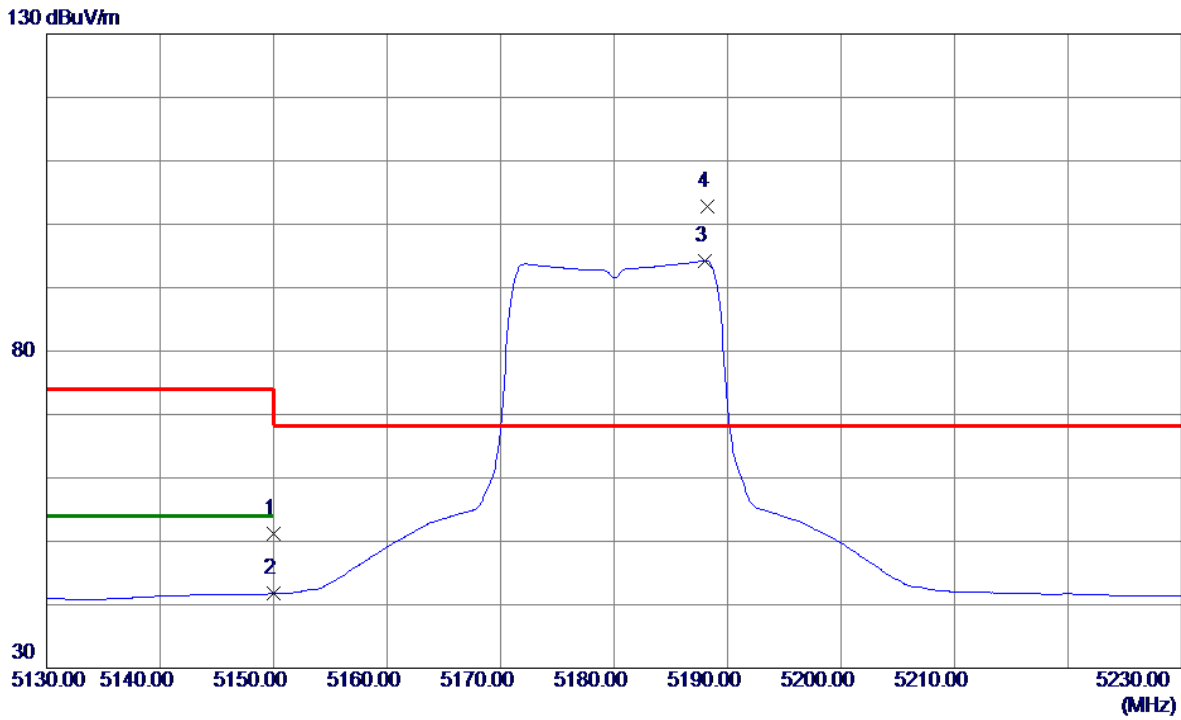
Vertical



No.	Freq. MHz	Reading Level dBuV/m	Correct Factor dB	Measure ment dBuV/m	Limit dBuV/m	Margin dB	Detector	Comment
-----	--------------	----------------------------	-------------------------	---------------------------	-----------------	--------------	----------	---------

Orthogonal Axis:	X
Test Mode:	UNII-1/ TX AC20 Mode 5180MHz

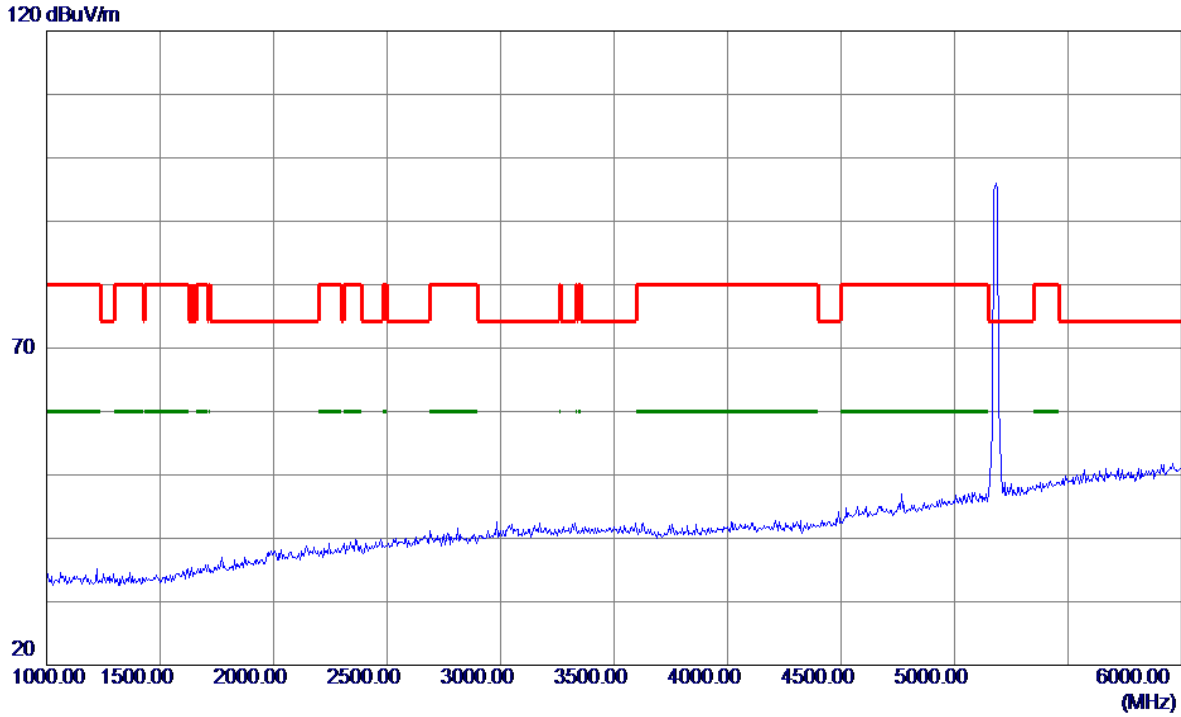
Horizontal



No.	Freq. MHz	Reading Level dBuV/m	Correct Factor dB	Measure ment dBuV/m	Limit dBuV/m	Margin dB	Detector	Comment
1	5150.0000	10.14	41.10	51.24	74.00	-22.76	Peak	
2	5150.0000	0.62	41.10	41.72	54.00	-12.28	AVG	
3	5188.0000	52.96	41.29	94.25	999.00	-904.75	AVG	No Limit
4 *	5188.2000	61.41	41.30	102.71	68.30	34.41	Peak	No Limit

Orthogonal Axis:	X
Test Mode:	UNII-1/ TX AC20 Mode 5180MHz

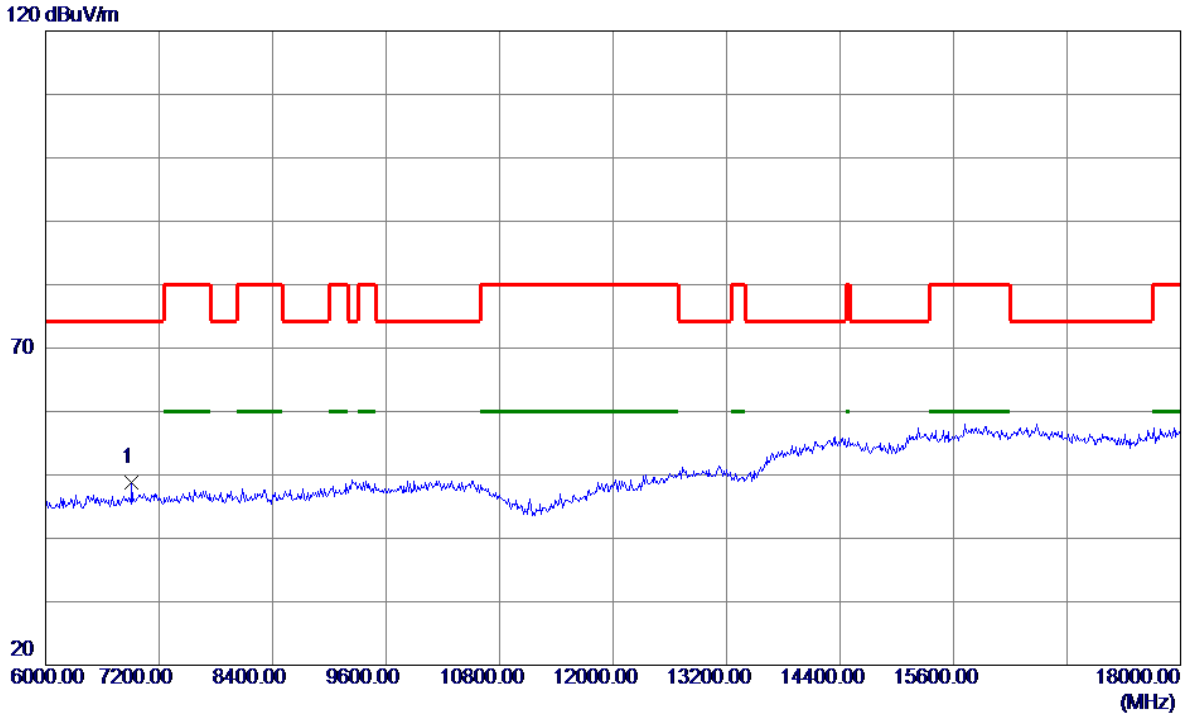
Horizontal



No.	Freq. MHz	Reading Level dBuV/m	Correct Factor dB	Measure ment dBuV/m	Limit dBuV/m	Margin dB	Detector	Comment
-----	--------------	----------------------------	-------------------------	---------------------------	-----------------	--------------	----------	---------

Orthogonal Axis:	X
Test Mode:	UNII-1/ TX AC20 Mode 5180MHz

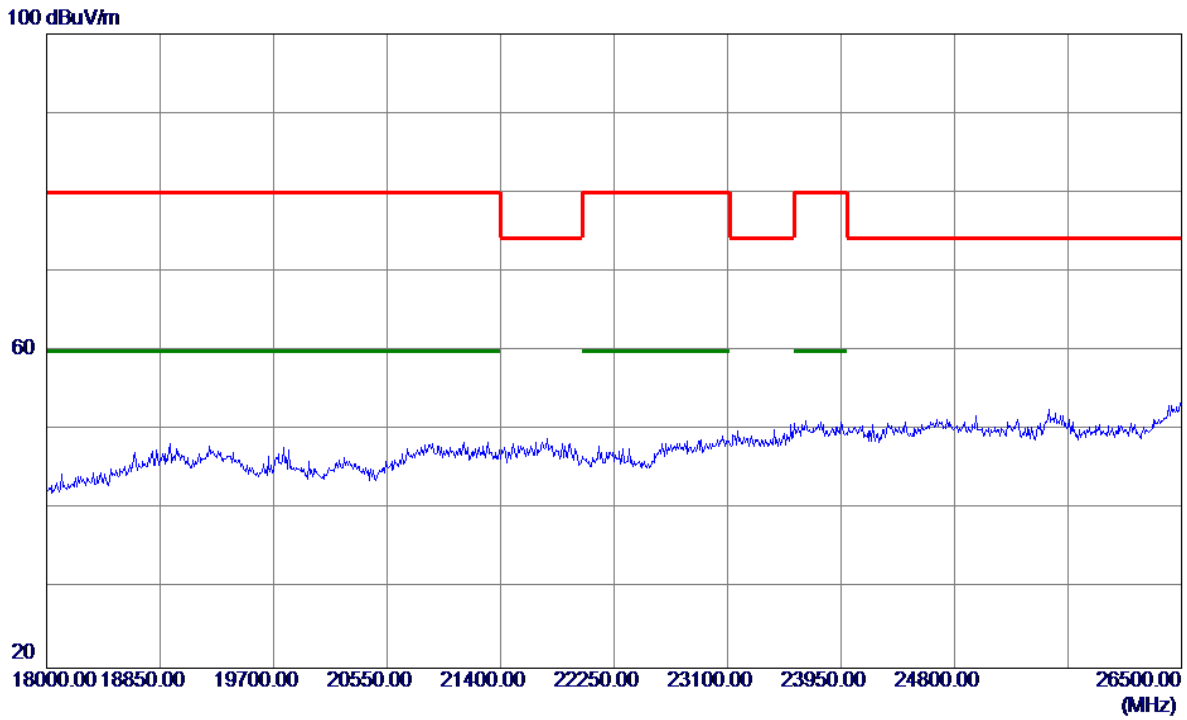
Horizontal



No.	Freq. MHz	Reading Level dBuV/m	Correct Factor dB	Measure ment dBuV/m	Limit dBuV/m	Margin dB	Detector	Comment
1 *	6912.0000	35.78	12.93	48.71	74.30	-25.59	Peak	

Orthogonal Axis:	X
Test Mode:	UNII-1/ TX AC20 Mode 5180MHz

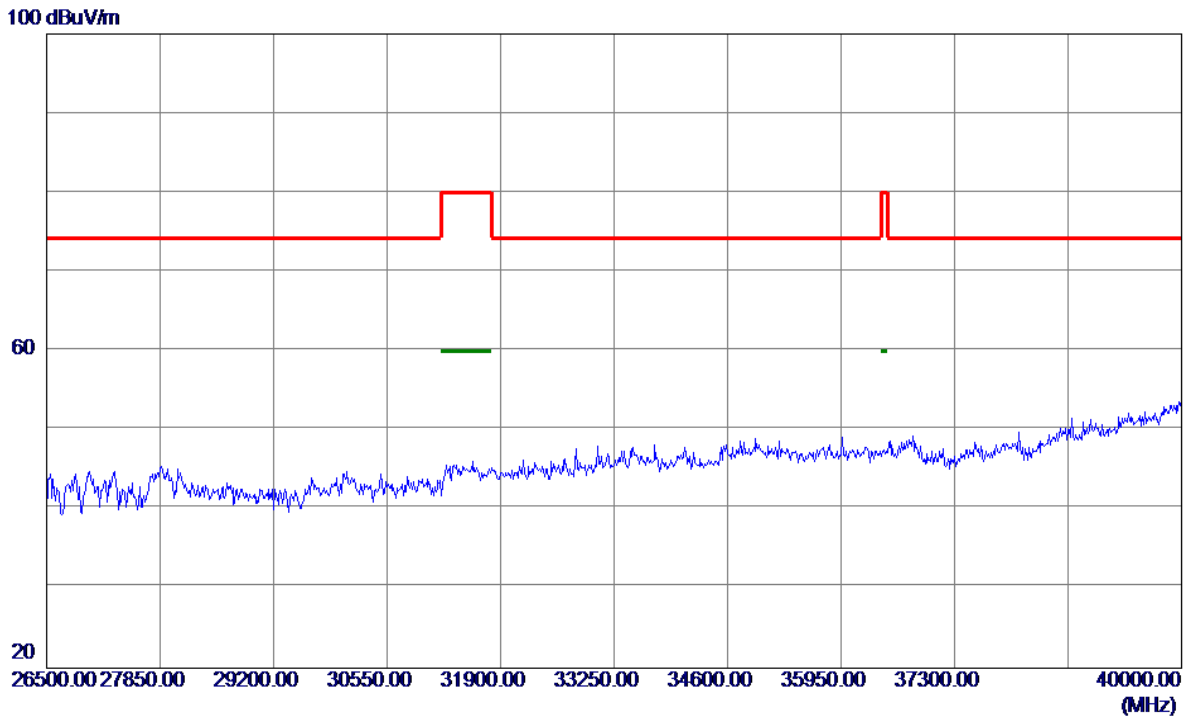
Horizontal



No.	Freq. MHz	Reading Level dBuV/m	Correct Factor dB	Measure ment dBuV/m	Limit dBuV/m	Margin dB	Detector	Comment
-----	--------------	----------------------------	-------------------------	---------------------------	-----------------	--------------	----------	---------

Orthogonal Axis:	X
Test Mode:	UNII-1/ TX AC20 Mode 5180MHz

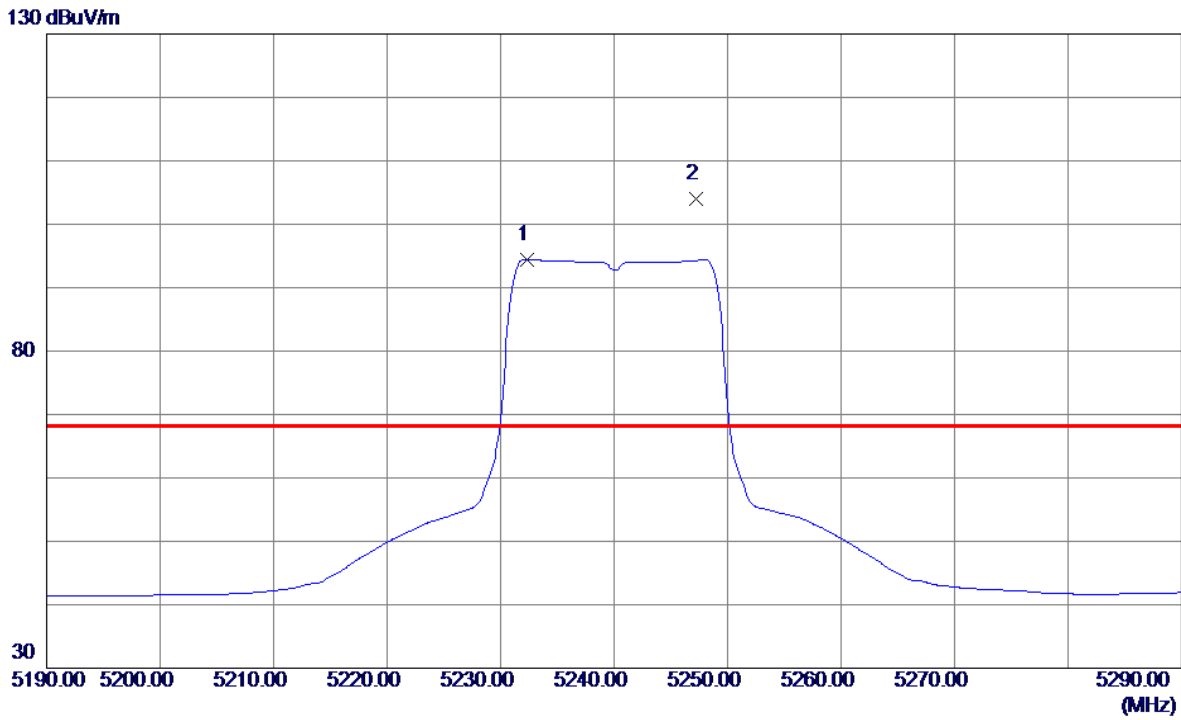
Horizontal



No.	Freq. MHz	Reading Level dBuV/m	Correct Factor dB	Measure ment dBuV/m	Limit dBuV/m	Margin dB	Detector	Comment
-----	--------------	----------------------------	-------------------------	---------------------------	-----------------	--------------	----------	---------

Orthogonal Axis:	X
Test Mode:	UNII-1/ TX AC20 Mode 5240MHz

Vertical

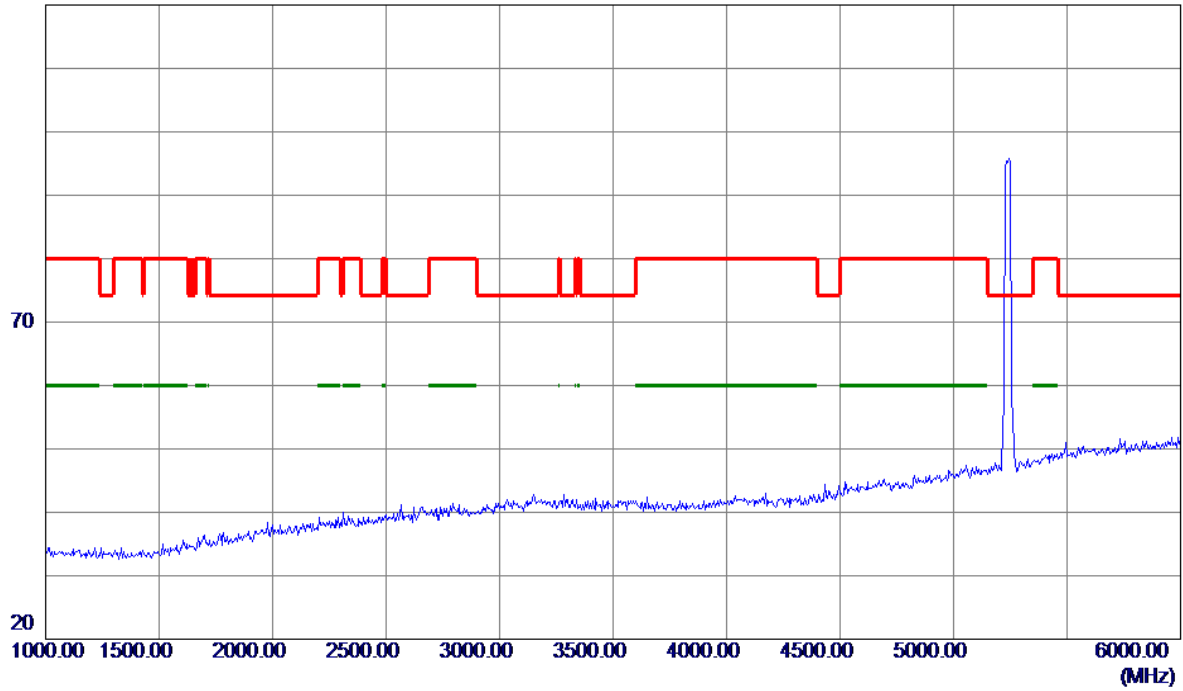


No.	Freq. MHz	Reading Level dBuV/m	Correct Factor dB	Measure ment dBuV/m	Limit dBuV/m	Margin dB	Detector	Comment
1	5232.3000	52.93	41.52	94.45	999.00	-904.55	AVG	No Limit
2 *	5247.2000	62.37	41.60	103.97	68.30	35.67	Peak	No Limit

Orthogonal Axis:	X
Test Mode:	UNII-1/ TX AC20 Mode 5240MHz

Vertical

120 dBuV/m

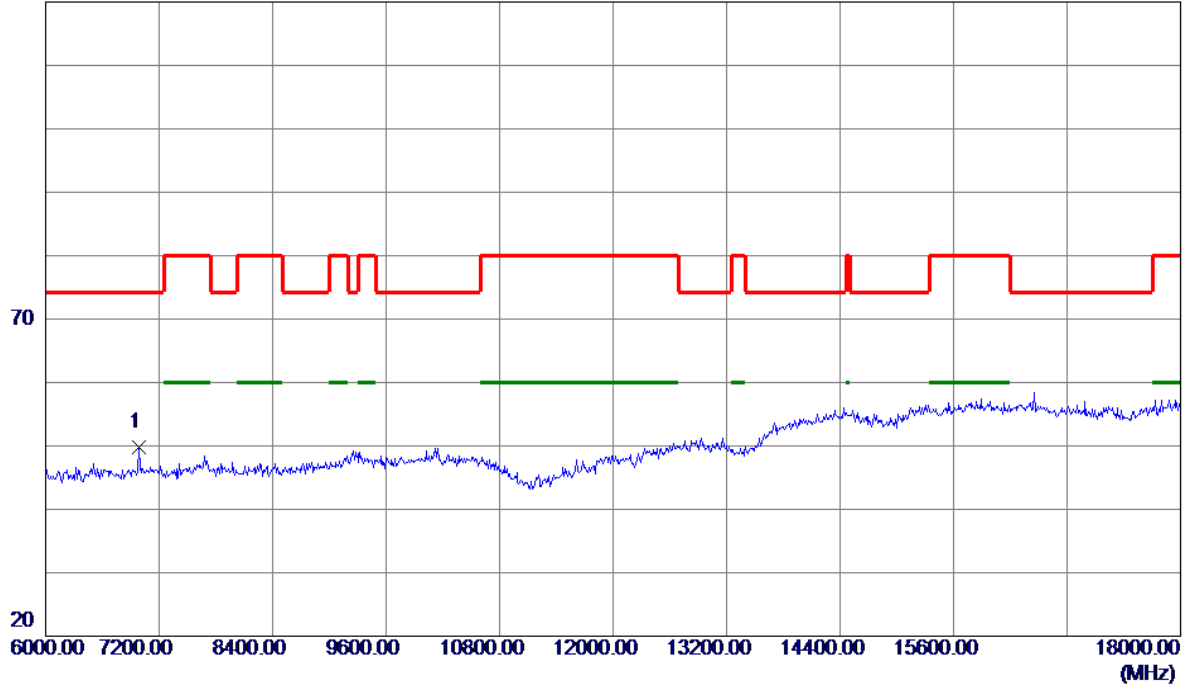


No.	Freq. MHz	Reading Level dBuV/m	Correct Factor dB	Measure ment dBuV/m	Limit dBuV/m	Margin dB	Detector	Comment
-----	--------------	----------------------------	-------------------------	---------------------------	-----------------	--------------	----------	---------

Orthogonal Axis:	X
Test Mode:	UNII-1/ TX AC20 Mode 5240MHz

Vertical

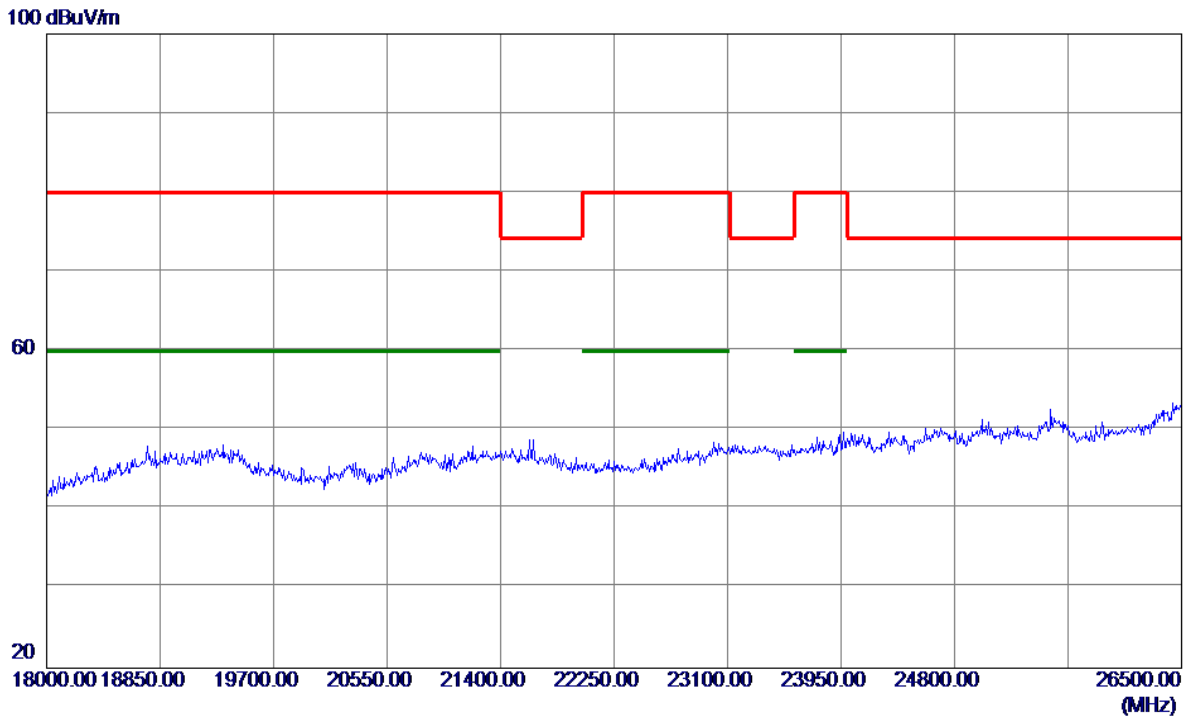
120 dBuV/m



No.	Freq. MHz	Reading Level dBuV/m	Correct Factor dB	Measure ment dBuV/m	Limit dBuV/m	Margin dB	Detector	Comment
1 *	6984.0000	36.87	12.97	49.84	74.30	-24.46	Peak	

Orthogonal Axis:	X
Test Mode:	UNII-1/ TX AC20 Mode 5240MHz

Vertical

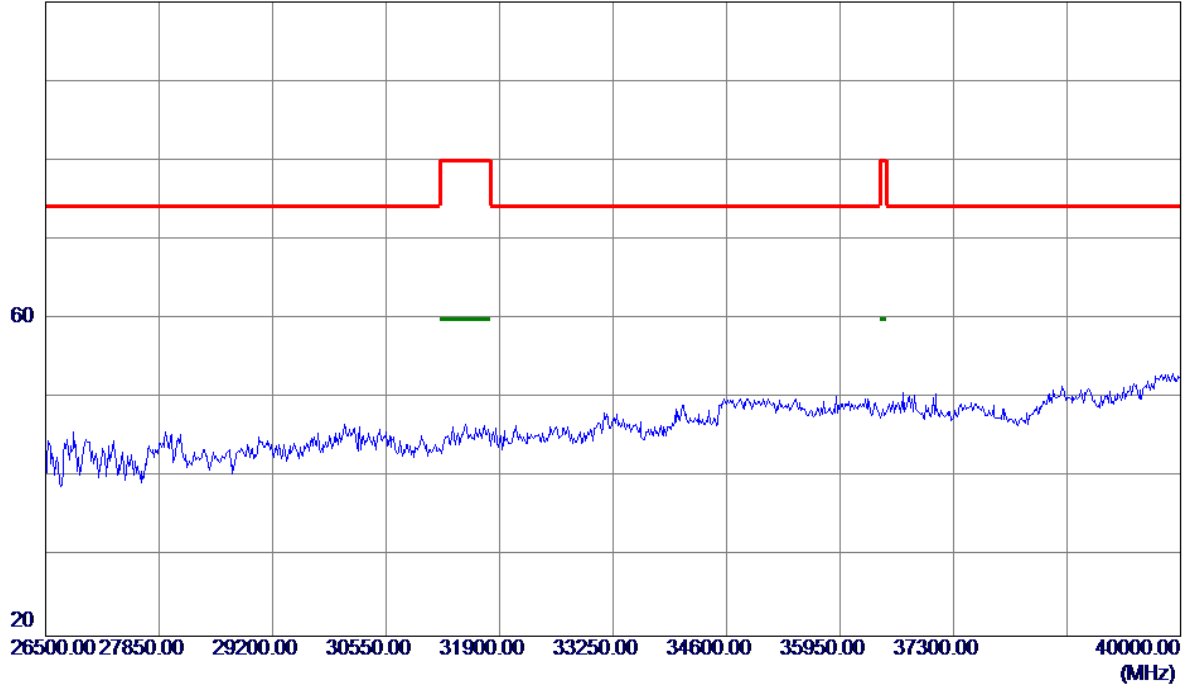


No.	Freq. MHz	Reading Level dBuV/m	Correct Factor dB	Measure ment dBuV/m	Limit dBuV/m	Margin dB	Detector	Comment

Orthogonal Axis:	X
Test Mode:	UNII-1/ TX AC20 Mode 5240MHz

Vertical

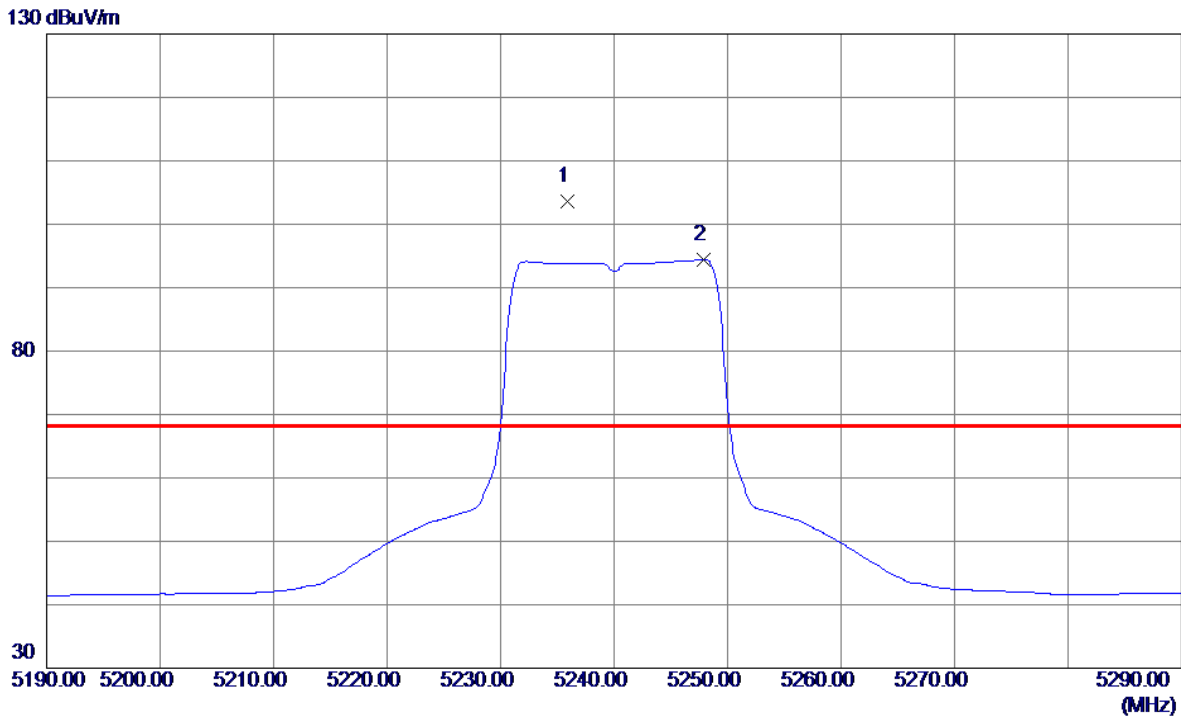
100 dBuV/m



No.	Freq. MHz	Reading Level dBuV/m	Correct Factor dB	Measure ment dBuV/m	Limit dBuV/m	Margin dB	Detector	Comment
-----	--------------	----------------------------	-------------------------	---------------------------	-----------------	--------------	----------	---------

Orthogonal Axis:	X
Test Mode:	UNII-1/ TX AC20 Mode 5240MHz

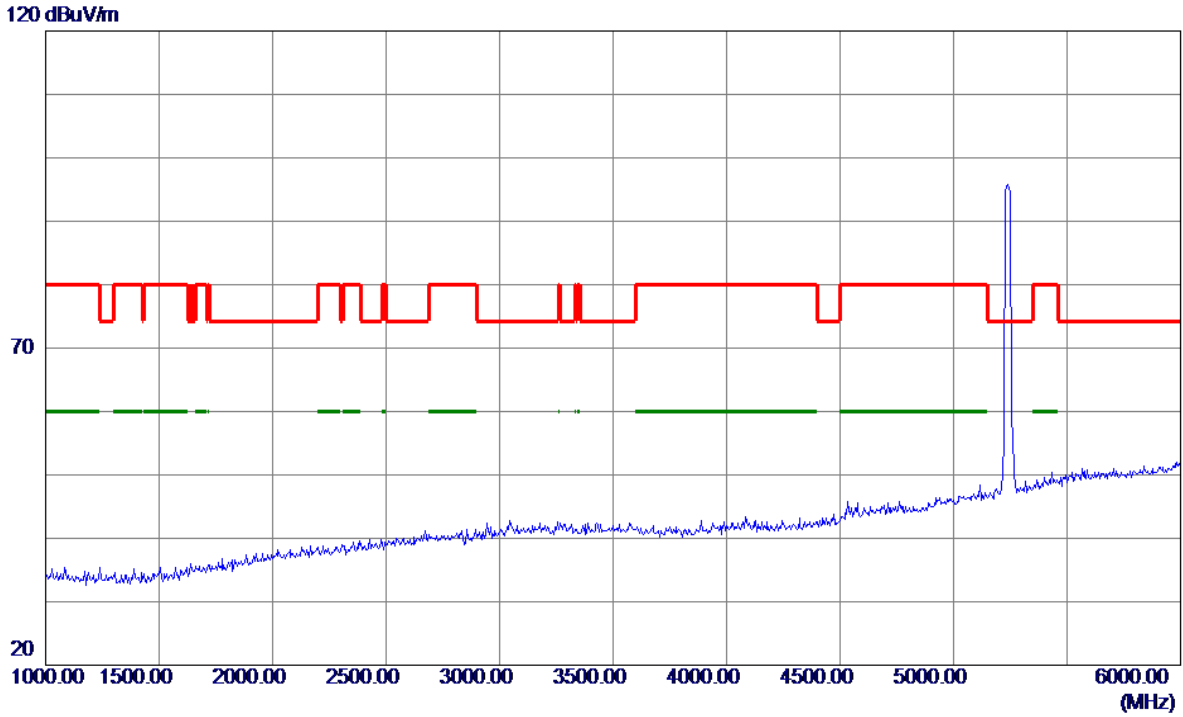
Horizontal



No.	Freq. MHz	Reading Level dBuV/m	Correct Factor dB	Measure ment dBuV/m	Limit dBuV/m	Margin dB	Detector	Comment
1 *	5235.9000	62.04	41.54	103.58	68.30	35.28	Peak	No Limit
2	5247.9000	52.84	41.60	94.44	999.00	-904.56	AVG	No Limit

Orthogonal Axis:	X
Test Mode:	UNII-1/ TX AC20 Mode 5240MHz

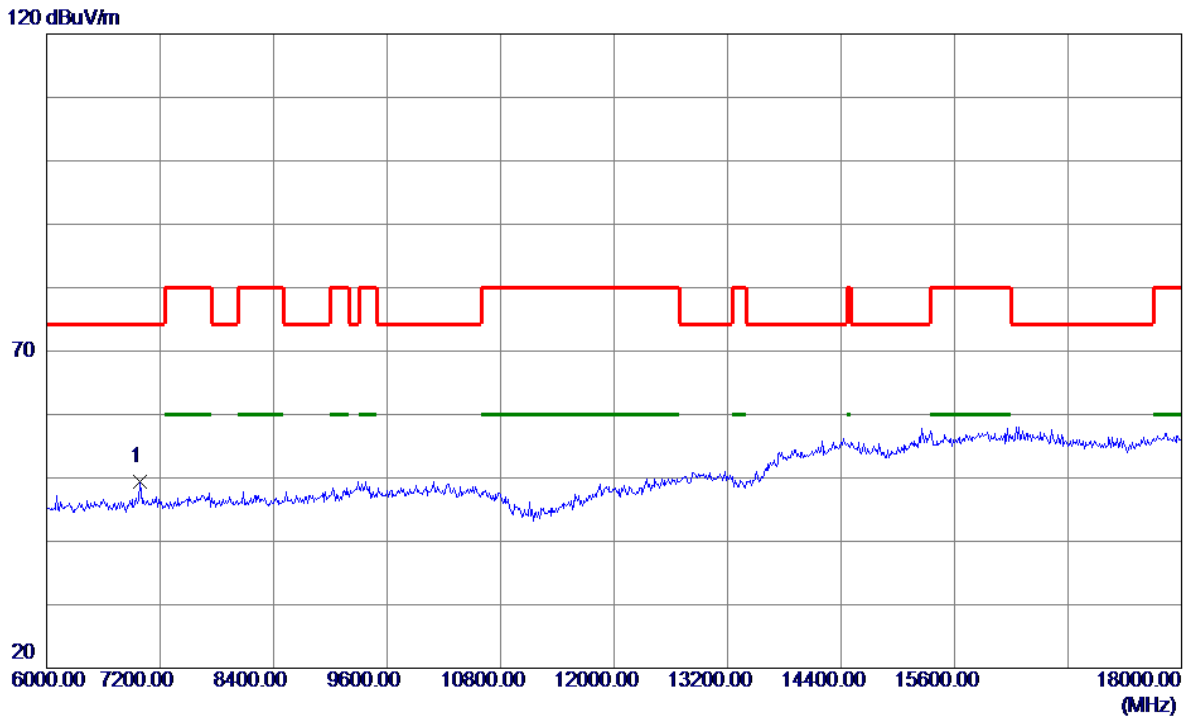
Horizontal



No.	Freq. MHz	Reading Level dBuV/m	Correct Factor dB	Measure ment dBuV/m	Limit dBuV/m	Margin dB	Detector	Comment
-----	--------------	----------------------------	-------------------------	---------------------------	-----------------	--------------	----------	---------

Orthogonal Axis:	X
Test Mode:	UNII-1/ TX AC20 Mode 5240MHz

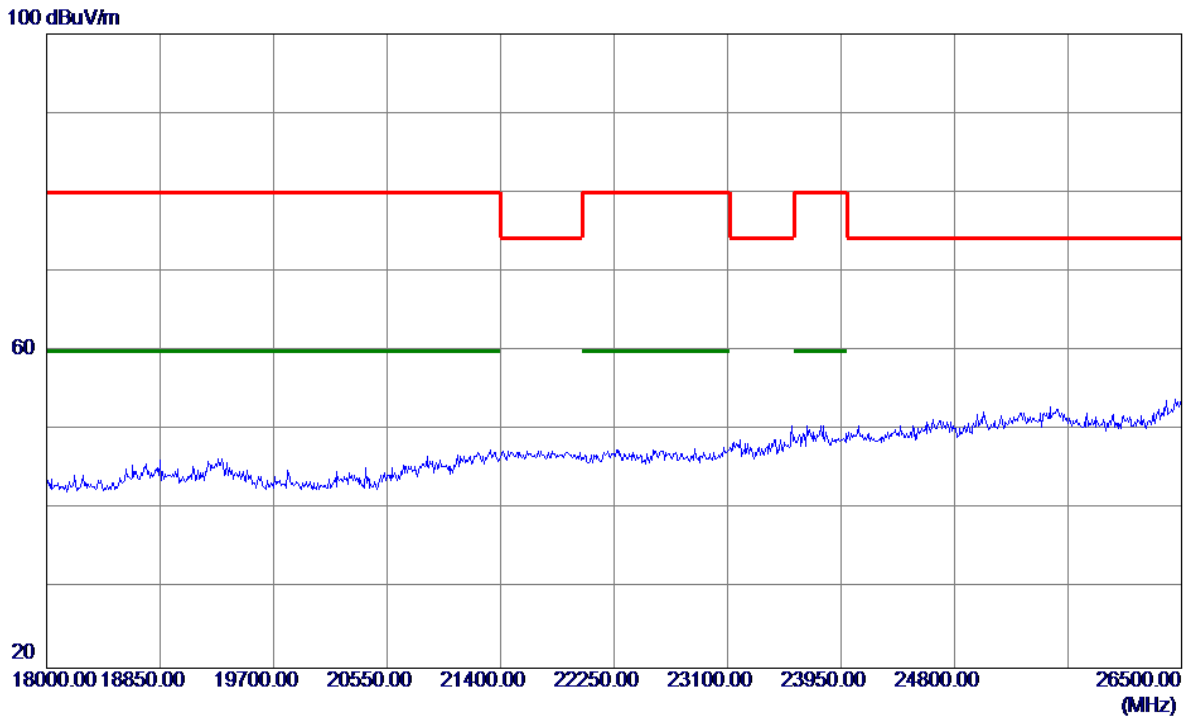
Horizontal



No.	Freq. MHz	Reading Level dBuV/m	Correct Factor dB	Measure ment dBuV/m	Limit dBuV/m	Margin dB	Detector	Comment
1 *	6984.0000	36.51	12.97	49.48	74.30	-24.82	Peak	

Orthogonal Axis:	X
Test Mode:	UNII-1/ TX AC20 Mode 5240MHz

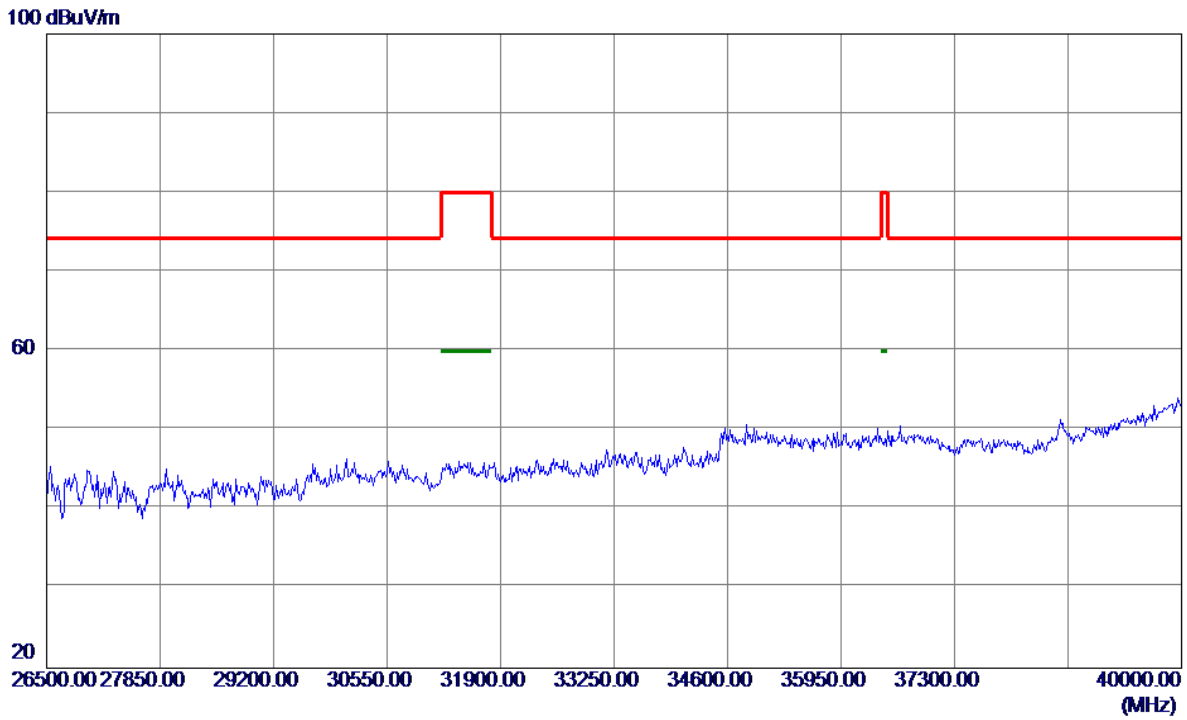
Horizontal



No.	Freq. MHz	Reading Level dBuV/m	Correct Factor dB	Measure ment dBuV/m	Limit dBuV/m	Margin dB	Detector	Comment
-----	--------------	----------------------------	-------------------------	---------------------------	-----------------	--------------	----------	---------

Orthogonal Axis:	X
Test Mode:	UNII-1/ TX AC20 Mode 5240MHz

Horizontal



No.	Freq. MHz	Reading Level dBuV/m	Correct Factor dB	Measure ment dBuV/m	Limit dBuV/m	Margin dB	Detector	Comment
-----	--------------	----------------------------	-------------------------	---------------------------	-----------------	--------------	----------	---------