


## ANNEX H: The EUT Appearances and Test Configuration



a.EUT


Picture 4: Constituents of the EUT



**Picture 5: Left Hand Touch Cheek Position**



**Picture 6: Left Hand Tilt 15 Degree Position**



**Picture 7: Right Hand Touch Cheek Position**



**Picture 8: Right Hand Tilt 15 Degree Position**



**Picture 9: Test position 1**



**Picture 10: Test position 2**




**Picture 11: Test Position 3**



**Picture 12: Test Position 4**



**Picture 13: Test Position 5**



**Picture 14: Test position 1 with Earphone**

## **ANNEX I: Product Change Description**



The differences between S8-702u ,S8-701w is :

	S8-702u	S8-701w
PCB	the same	the same
WIFI/BT 2.4G	the same	the same
GSM850/1900	support	Not support
WCDMA1900/850	support	Not support