

# Appendix D







## Photographs







1. SAR measurement System
2. Photographs of Tissue Simulate Liquid
3. Photographs of EUT test position
4. EUT Constructional Details

## 1. SAR measurement System















## 2. Photographs of Tissue Simulate Liquid





<p><b>Photo 1: Tissue Simulant Liquid for Head 750</b></p>	<p><b>Photo 2: Tissue Simulant Liquid for Body 750</b></p>
	
<p><b>Photo 3: Tissue Simulant Liquid for Head 835</b></p>	<p><b>Photo 4: Tissue Simulant Liquid for Body 835</b></p>
	
<p><b>Photo 5: Tissue Simulant Liquid for Head 1750</b></p>	<p><b>Photo 6: Tissue Simulant Liquid for Body 1750</b></p>
	

<p><b>Photo 7: Tissue Simulant Liquid for Head 1900</b></p>	<p><b>Photo 8: Tissue Simulant Liquid for Body 1900</b></p>
	
<p><b>Photo 9: Tissue Simulant Liquid for Head 2450</b></p>	<p><b>Photo 10: Tissue Simulant Liquid for Body 2450</b></p>
	
<p><b>Photo 11: Tissue Simulant Liquid for Head 2600</b></p>	<p><b>Photo 12: Tissue Simulant Liquid for Body 2600</b></p>
	



### 3. Photographs of EUT test position

<p><b>Photo 13: Left touch cheek</b></p>	<p><b>Photo 14: Left tilted 15 degree</b></p>
	
<p><b>Photo 15: Right touch cheek</b></p>	<p><b>Photo 16: Right tilted 15 degree</b></p>
	
<p><b>Photo 17: Front side 15mm</b></p>	<p><b>Photo 18: Back side 15mm</b></p>
	

<p><b>Photo 19: Front side 10mm</b></p>	<p><b>Photo 20: Back side 10mm</b></p>
	
<p><b>Photo 21: Left side 10mm</b></p>	<p><b>Photo 22: Right side 10mm</b></p>
	
<p><b>Photo 23: Top side 10mm</b></p>	<p><b>Photo 24: Bottom side 10mm</b></p>
	

<p><b>Photo 25: Back side 8mm</b></p>	<p><b>Photo 26: Back side 0mm</b></p>
	
<p><b>Photo 27: Bottom side 7mm</b></p>	<p><b>Photo 28: Bottom side 0mm</b></p>
	

#### 4. EUT Constructional Details

<p><b>Photo 29: Front View</b></p>	<p><b>Photo 30: Back View</b></p>
	

<b>Photo 31: Accessory</b>	
