

EXHIBIT D - TEST SETUP PHOTOGRAPHS

Conducted Emissions - Front View (Adapter)



Conducted Emissions - Side View (Adapter)




Conducted Emissions - Front View (PoE)




Conducted Emissions - Side View (PoE)




Radiated Emissions Below 1GHz - Front View (Adapter)




Radiated Emissions Below 1GHz - Rear View (Adapter)




Radiated Emission Above 1 GHz - Front View (Adapter)




Radiated Emission Above 1 GHz - Rear View (Adapter)




Radiated Emissions Below 1GHz - Front View (PoE)



Radiated Emissions Below 1GHz - Rear View (PoE)



Radiated Emission Above 1 GHz - Front View (PoE)



Radiated Emission Above 1 GHz - Rear View (PoE)

