


ANNEX A: The EUT Appearance and Test Configuration

A.1 EUT Appearance



Front Side




Back Side

a: EUT




b: USB Cable
Picture 1 EUT

A.2 Test Setup




a: Below 1GHz



b: Above 1GHz

Picture 2 Radiated Emission Test Setup



Picture 3 Conducted Emission Test Setup

A.3 Host Product

