

ANNEX J: The EUT Appearances and Test Configuration



Front Side



Back Side


a: EUT




Battery 1




Battery 2
b: Battery




Picture 12: Top Edge, the distance from EUT to the bottom of the Phantom is 10mm



Picture 13: Bottom Edge, the distance from EUT to the bottom of the Phantom is 10mm




Picture 10: Left Edge, the distance from EUT to the bottom of the Phantom is 10mm



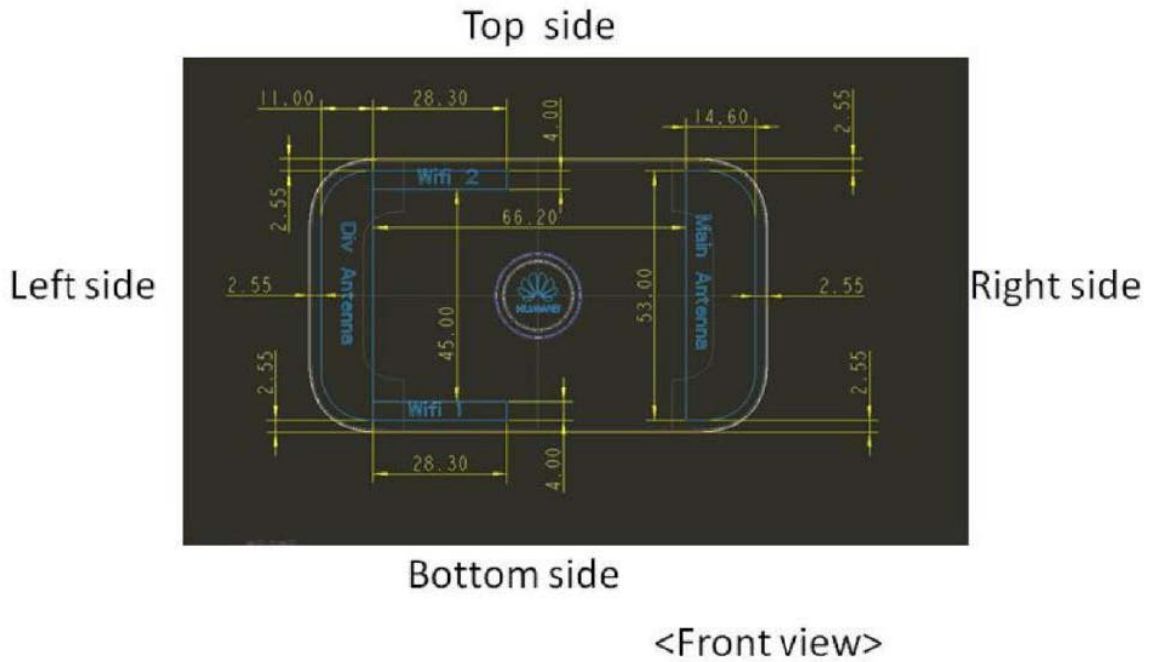
Picture 11: Right Edge, the distance from EUT to the bottom of the Phantom is 10mm



Picture 8: Back Side, the distance from EUT to the bottom of the Phantom is 10mm



Picture 9: Front Side, the distance from EUT to the bottom of the Phantom is 10mm



c: Antenna
Picture 7: Constituents of EUT