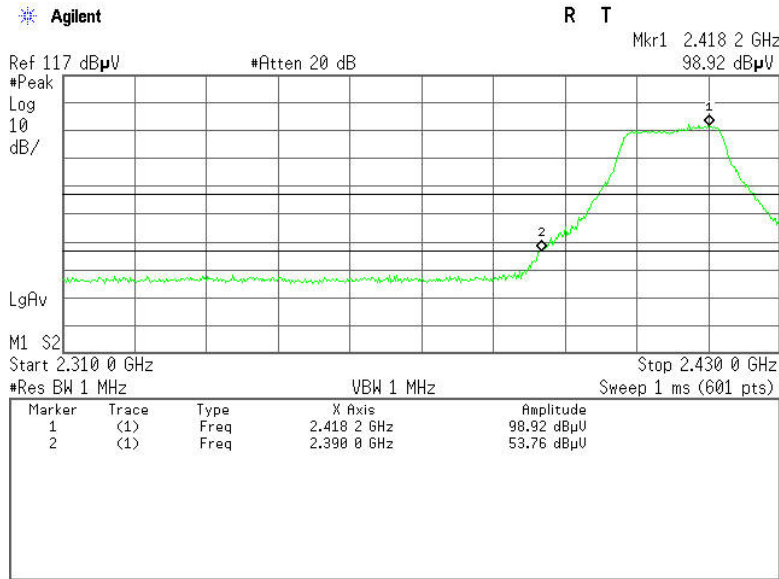




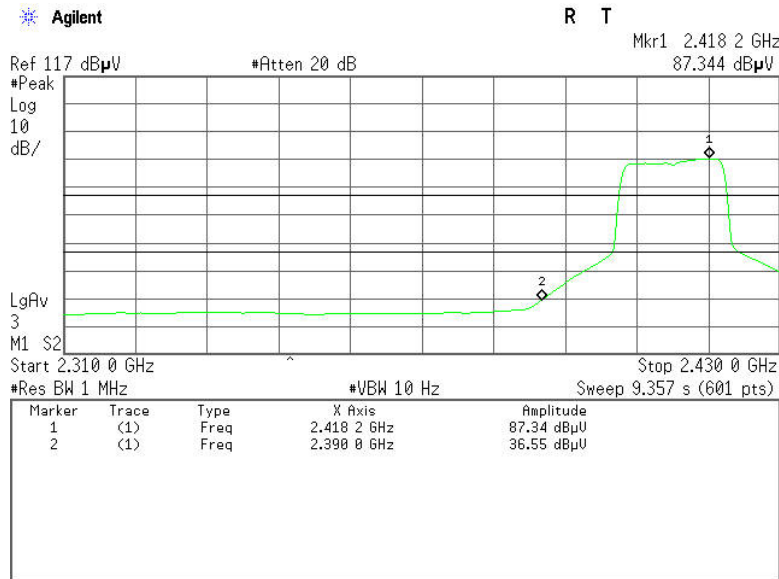
Detector mode: Peak

Polarity: Horizontal



Detector mode: Average

Polarity: Horizontal



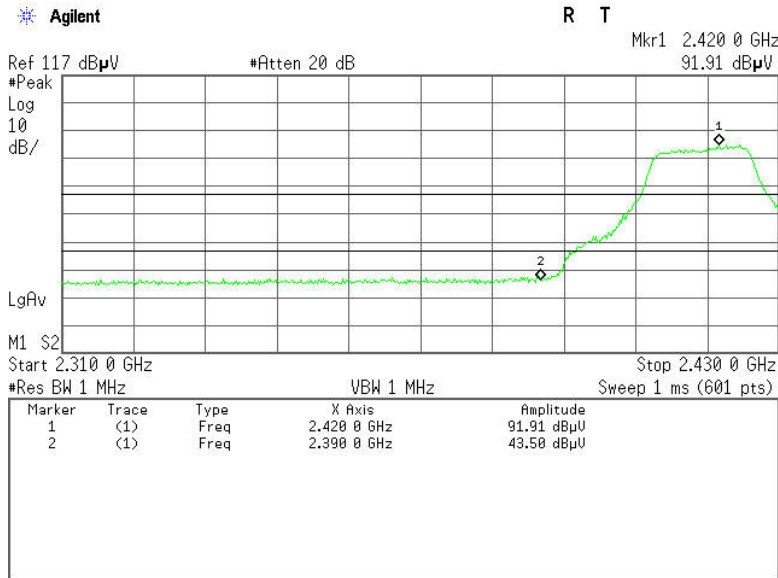
No.	Frequency (MHz)	Reading (dBuV)	Corrected (dB)	Result (dBuV)	Limit (dBuV)	Margin (dB)	Detector	Antenna Pole
1	2390.0000	47.16	-6.60	53.76	74.00	-20.24	Peak	Horizontal
2	2390.0000	29.95	-6.60	36.55	54.00	-17.45	AVG	Horizontal



Band Edges (CH Low:2417MHz)

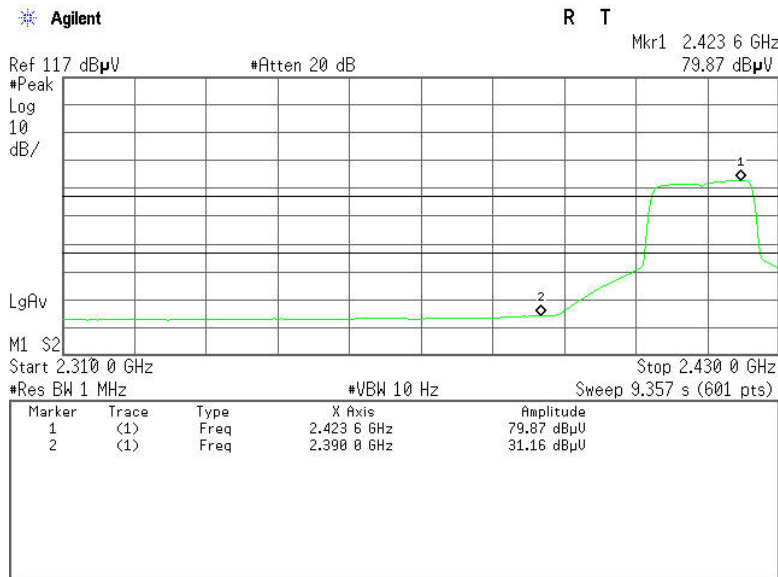
Detector mode: Peak

Polarity: Vertical



Detector mode: Average

Polarity: Vertical

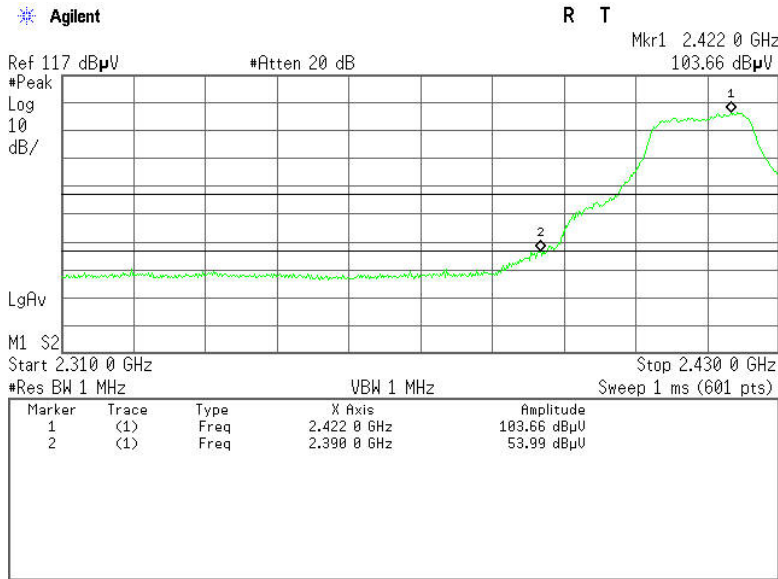


No.	Frequency (MHz)	Reading (dBuV)	Corrected (dB)	Result (dBuV)	Limit (dBuV)	Margin (dB)	Detector	Antenna Pole
1	2390.0000	36.90	-6.60	43.50	74.00	-30.50	Peak	Vertical
2	2390.0000	24.56	-6.60	31.16	54.00	-22.84	AVG	Vertical



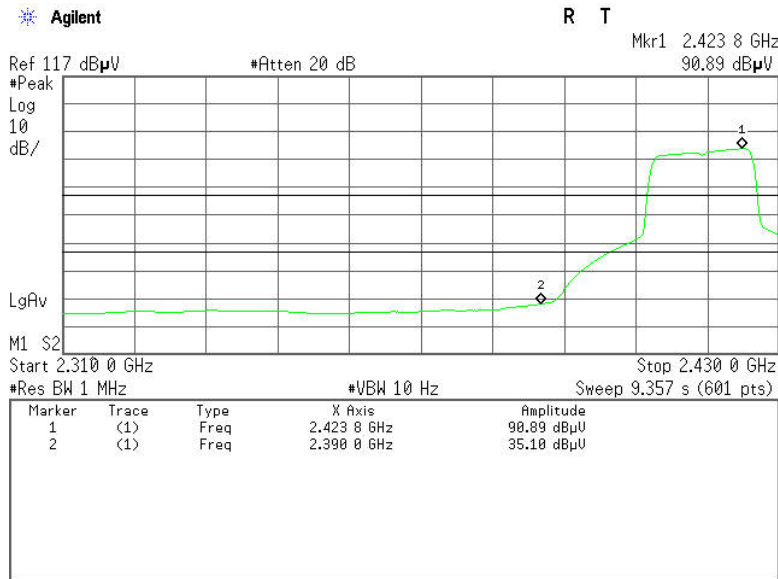
Detector mode: Peak

Polarity: Horizontal



Detector mode: Average

Polarity: Horizontal



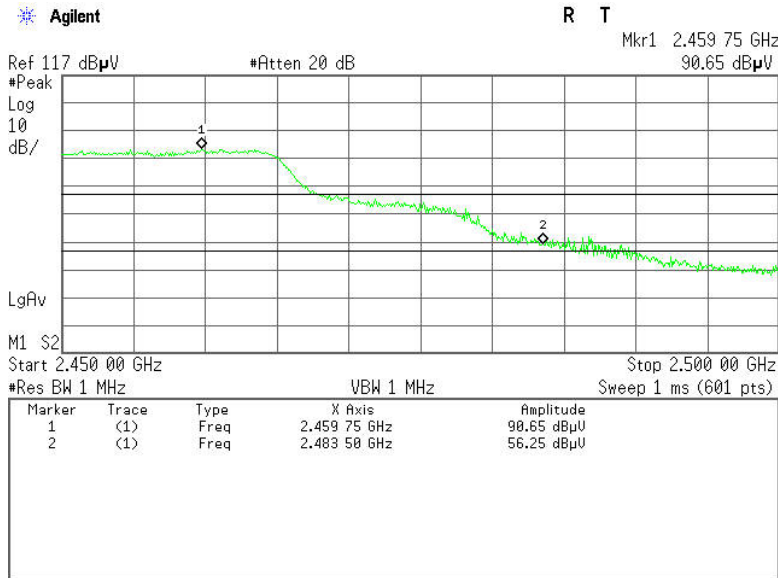
No.	Frequency (MHz)	Reading (dBuV)	Corrected (dB)	Result (dBuV)	Limit (dBuV)	Margin (dB)	Detector	Antenna Pole
1	2390.0000	47.39	-6.60	53.99	74.00	-20.01	Peak	Horizontal
2	2390.0000	28.50	-6.60	35.10	54.00	-18.90	AVG	Horizontal



Band Edges (CH High: 2457MHz)

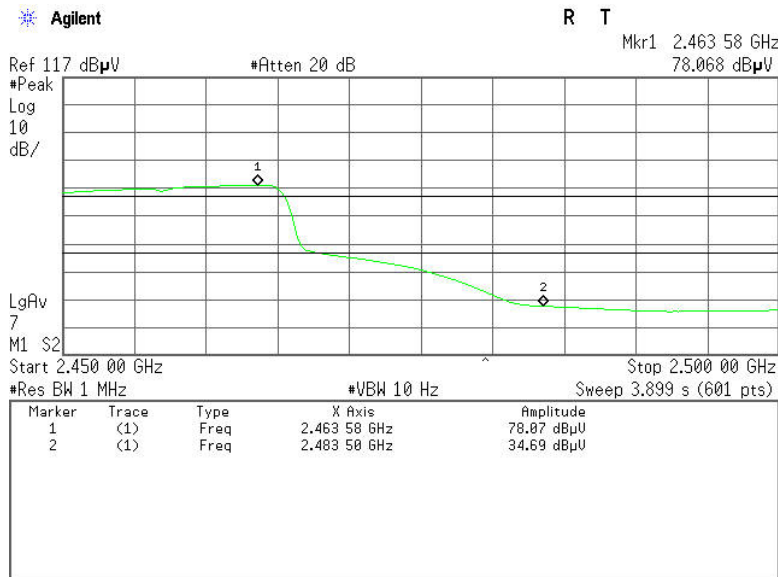
Detector mode: Peak

Polarity: Vertical



Detector mode: Average

Polarity: Vertical

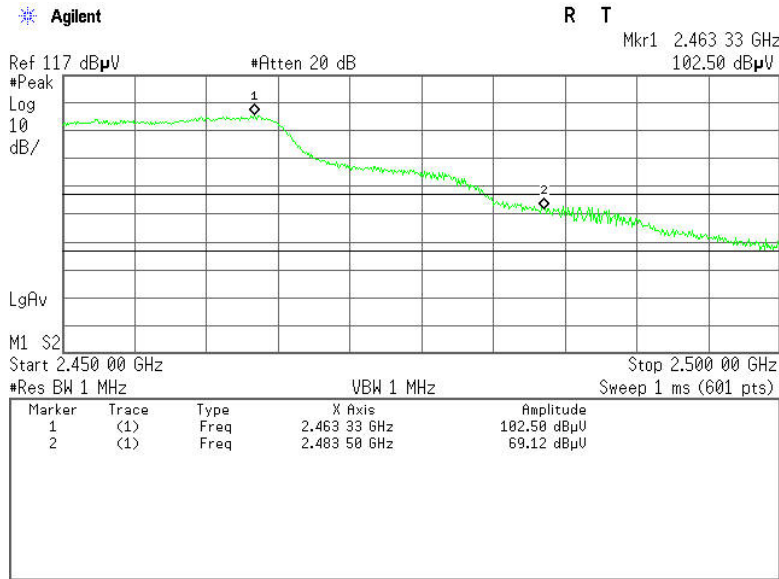


No.	Frequency (MHz)	Reading (dBuV)	Corrected (dB)	Result (dBuV)	Limit (dBuV)	Margin (dB)	Detector	Antenna Pole
1	2483.5000	50.01	-6.24	56.25	74.00	-17.75	Peak	Vertical
2	2483.5000	28.45	-6.24	34.69	54.00	-19.31	AVG	Vertical



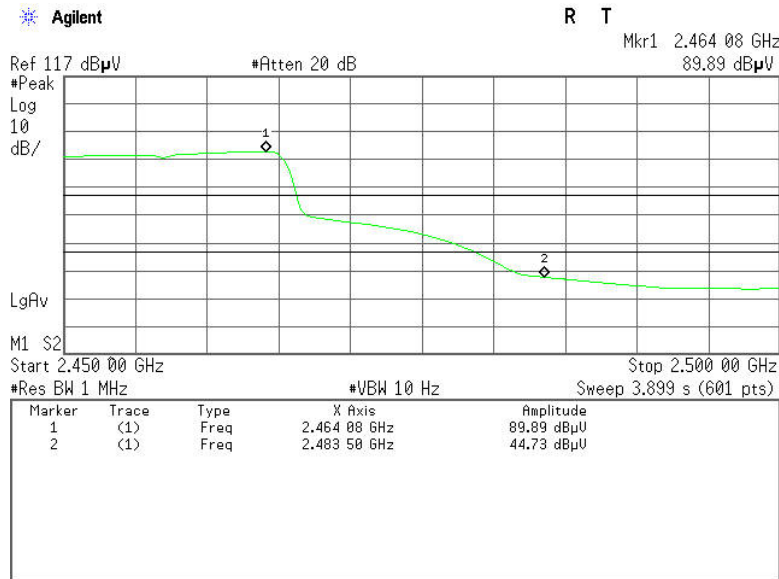
Detector mode: Peak

Polarity: Horizontal



Detector mode: Average

Polarity: Horizontal



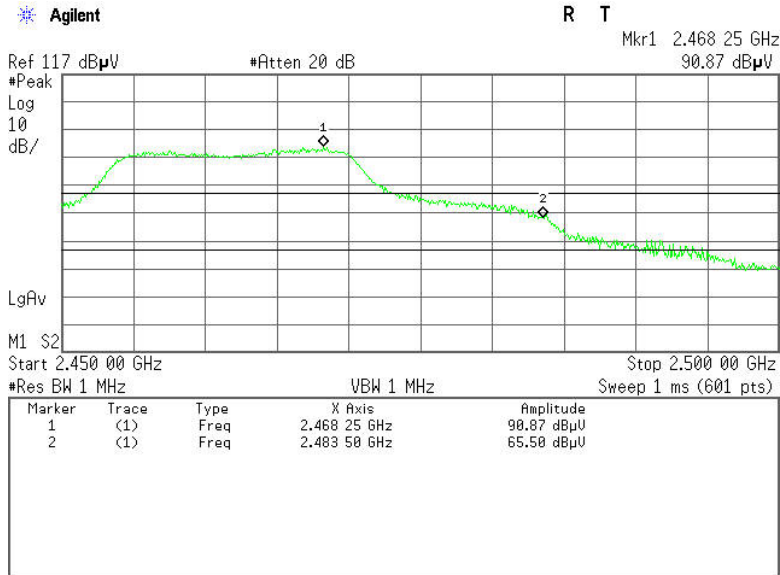
No.	Frequency (MHz)	Reading (dBuV)	Corrected (dB)	Result (dBuV)	Limit (dBuV)	Margin (dB)	Detector	Antenna Pole
1	2483.5000	62.88	-6.24	69.12	74.00	-4.88	Peak	Horizontal
2	2483.5000	38.49	-6.24	44.73	54.00	-9.27	AVG	Horizontal



Band Edges (CH High: 2462MHz)

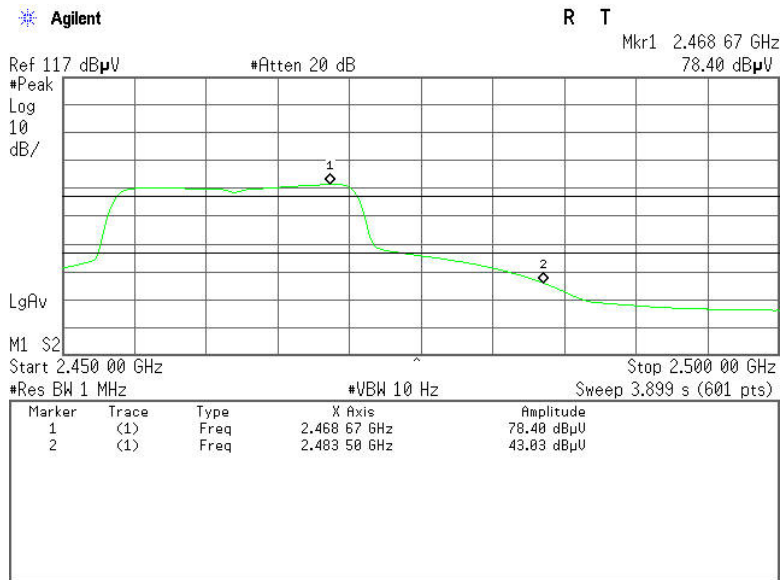
Detector mode: Peak

Polarity: Vertical



Detector mode: Average

Polarity: Vertical

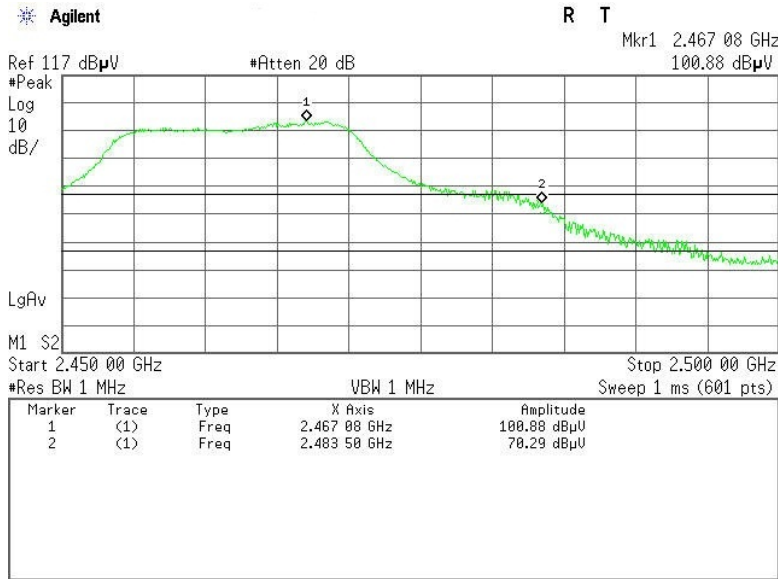


No.	Frequency (MHz)	Reading (dBuV)	Corrected (dB)	Result (dBuV)	Limit (dBuV)	Margin (dB)	Detector	Antenna Pole
1	2483.5000	59.26	-6.24	65.50	74.00	-8.50	Peak	Vertical
2	2483.5000	36.79	-6.24	43.03	54.00	-10.97	AVG	Vertical



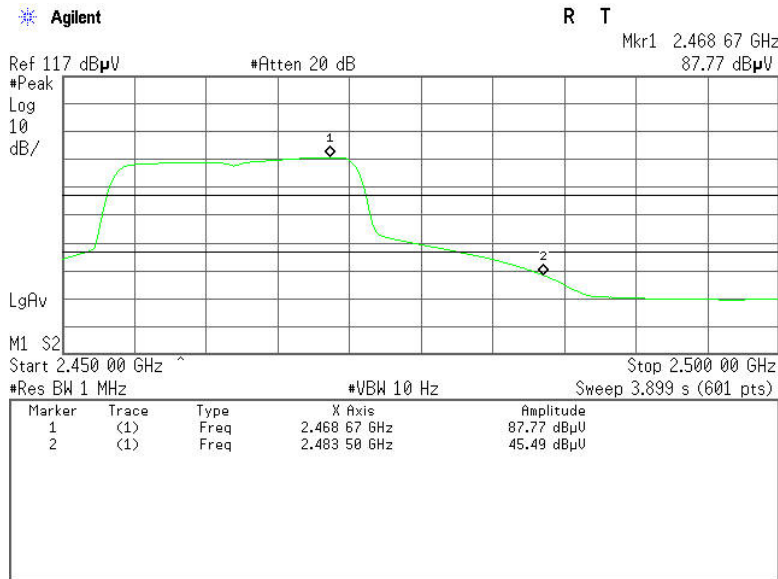
Detector mode: Peak

Polarity: Horizontal



Detector mode: Average

Polarity: Horizontal



No.	Frequency (MHz)	Reading (dBuV)	Corrected (dB)	Result (dBuV)	Limit (dBuV)	Margin (dB)	Detector	Antenna Pole
1	2483.5000	64.05	-6.24	70.29	74.00	-3.71	Peak	Horizontal
2	2483.5000	39.25	-6.24	45.49	54.00	-8.51	AVG	Horizontal



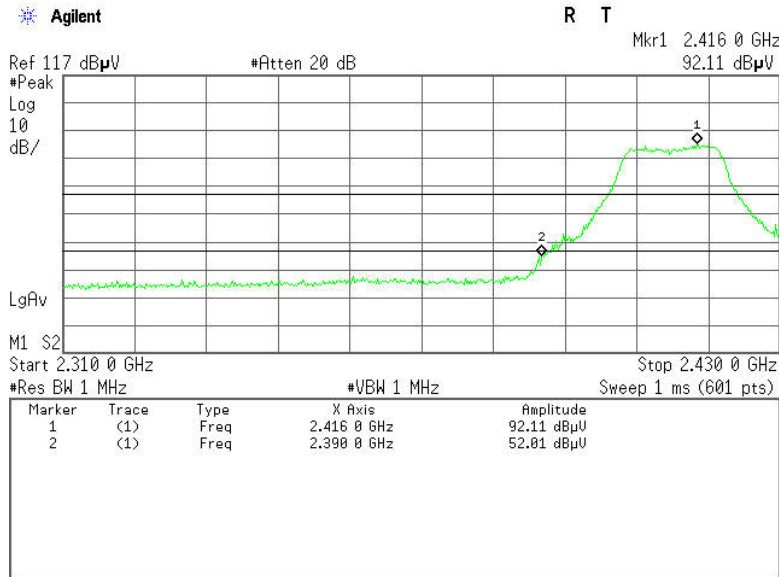
Antenna 1

IEEE 802.11g mode

Band Edges (CH Low:2412MHz)

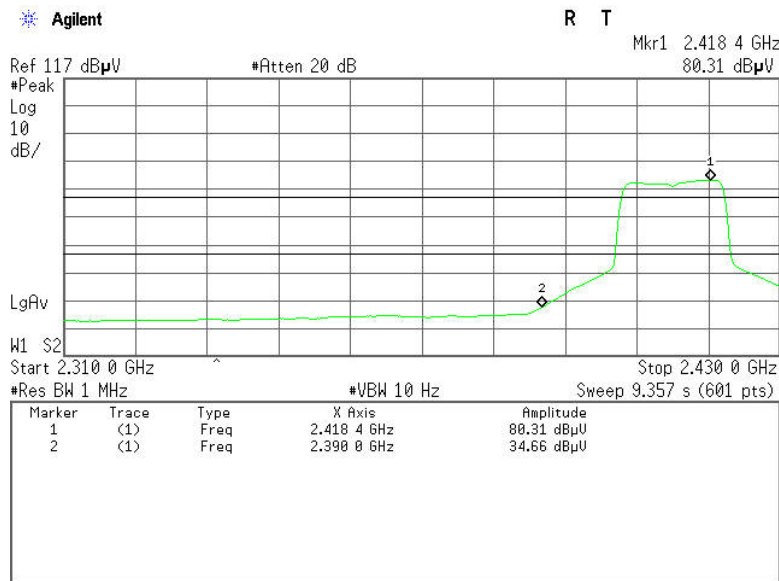
Detector mode: Peak

Polarity: Vertical



Detector mode: Average

Polarity: Vertical

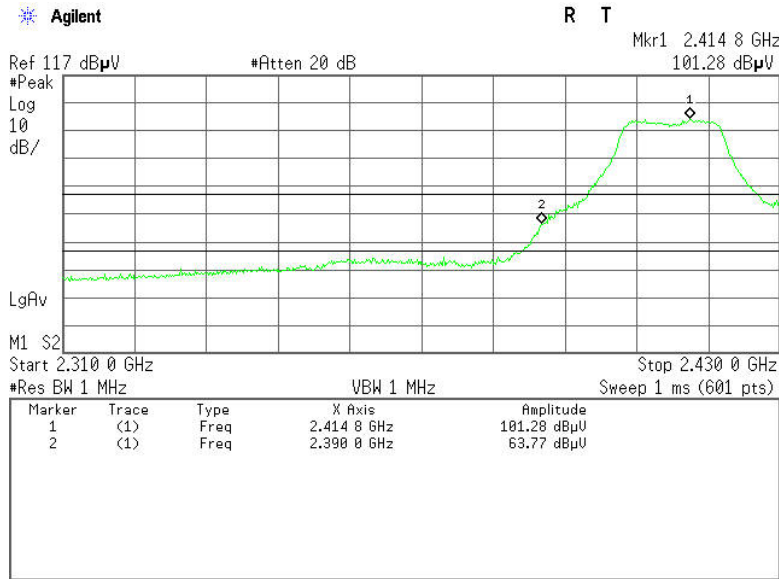


No.	Frequency (MHz)	Reading (dBuV)	Corrected (dB)	Result (dBuV)	Limit (dBuV)	Margin (dB)	Detector	Antenna Pole
1	2390.0000	45.41	-6.60	52.01	74.00	-21.99	Peak	Vertical
2	2390.0000	28.06	-6.60	34.66	54.00	-19.34	AVG	Vertical



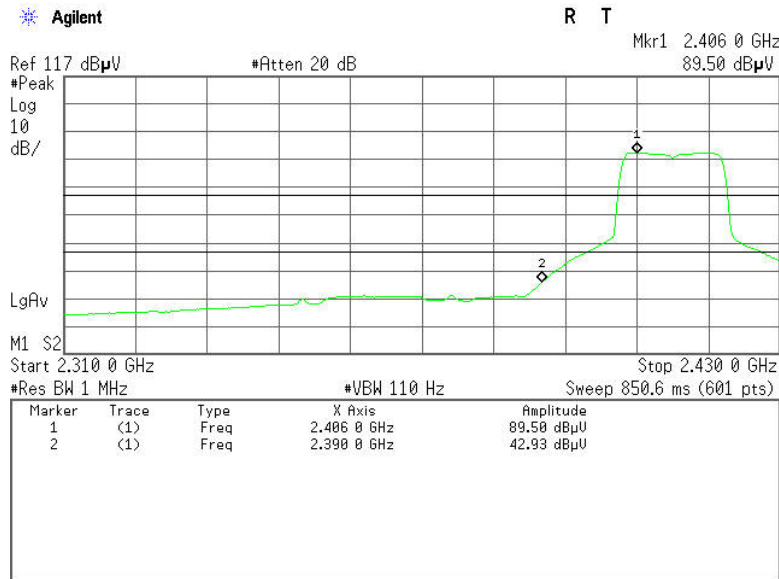
Detector mode: Peak

Polarity: Horizontal



Detector mode: Average

Polarity: Horizontal



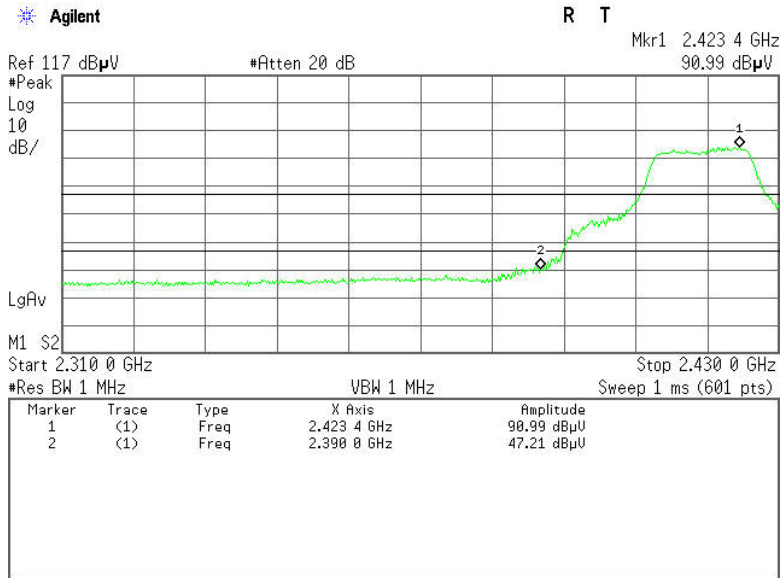
No.	Frequency (MHz)	Reading (dBuV)	Corrected (dB)	Result (dBuV)	Limit (dBuV)	Margin (dB)	Detector	Antenna Pole
1	2390.0000	57.17	-6.60	63.77	74.00	-10.23	Peak	Horizontal
2	2390.0000	36.33	-6.60	42.93	54.00	-11.07	AVG	Horizontal



Band Edges (CH Low:2417MHz)

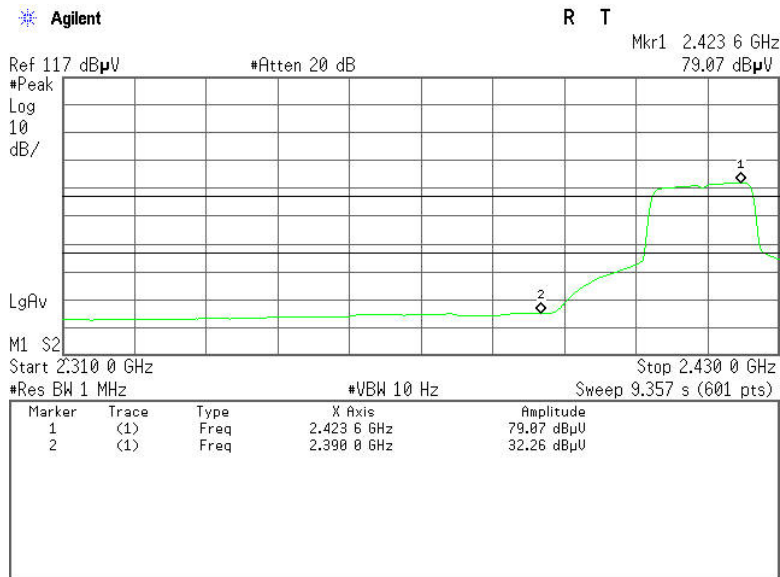
Detector mode: Peak

Polarity: Vertical



Detector mode: Average

Polarity: Vertical

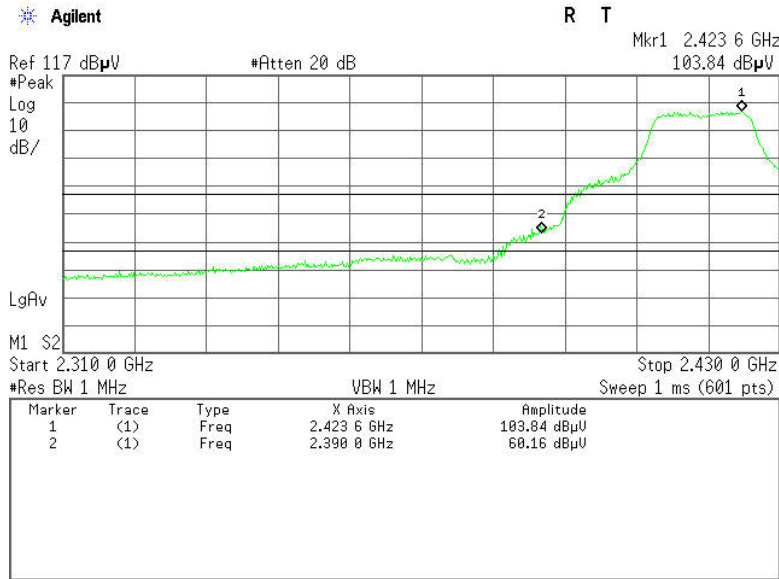


No.	Frequency (MHz)	Reading (dBuV)	Corrected (dB)	Result (dBuV)	Limit (dBuV)	Margin (dB)	Detector	Antenna Pole
1	2390.0000	40.61	-6.60	47.21	74.00	-26.79	Peak	Vertical
2	2390.0000	25.66	-6.60	32.26	54.00	-21.74	AVG	Vertical



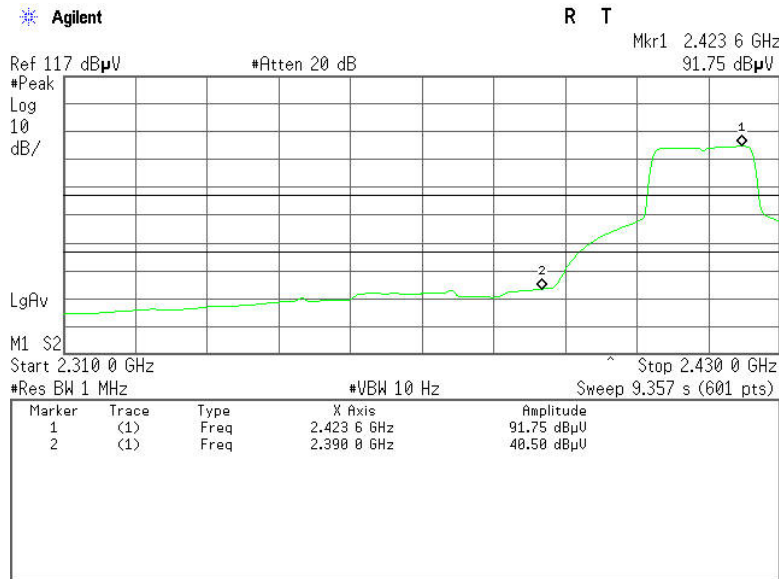
Detector mode: Peak

Polarity: Horizontal



Detector mode: Average

Polarity: Horizontal



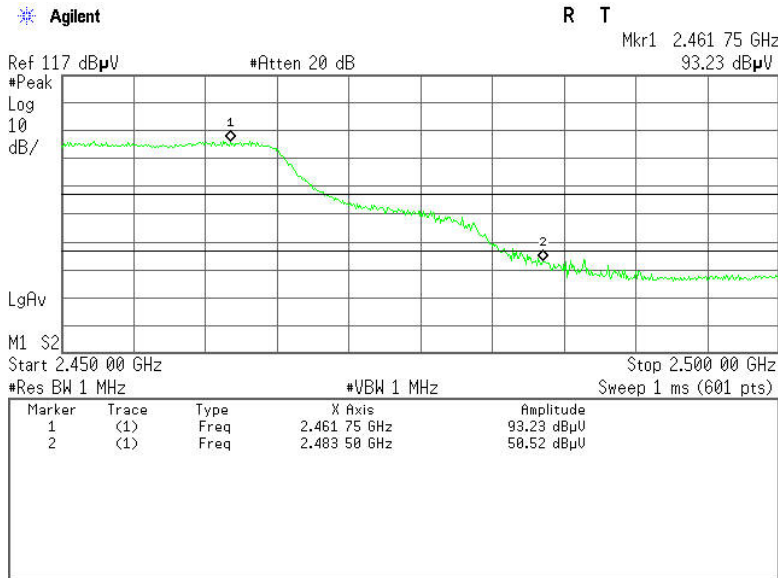
No.	Frequency (MHz)	Reading (dBuV)	Corrected (dB)	Result (dBuV)	Limit (dBuV)	Margin (dB)	Detector	Antenna Pole
1	2390.0000	53.56	-6.60	60.16	74.00	-13.84	Peak	Horizontal
2	2390.0000	33.90	-6.60	40.50	54.00	-13.50	AVG	Horizontal



Band Edges (CH High: 2457MHz)

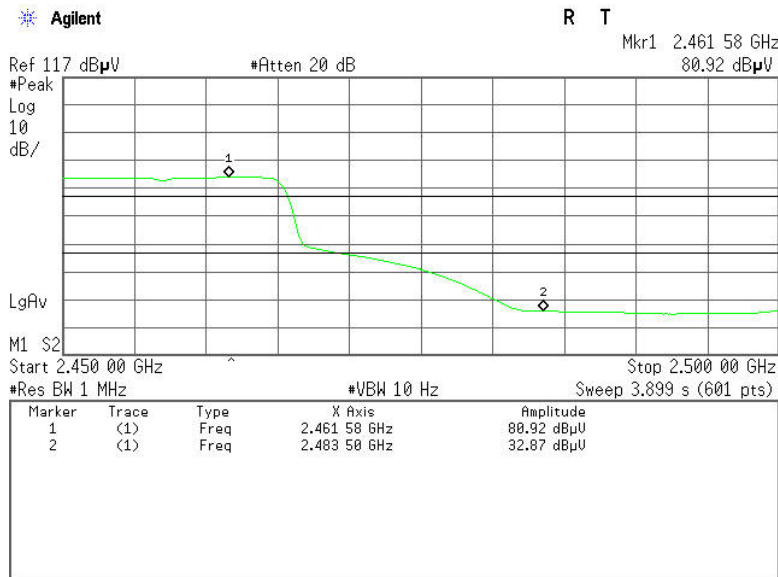
Detector mode: Peak

Polarity: Vertical



Detector mode: Average

Polarity: Vertical

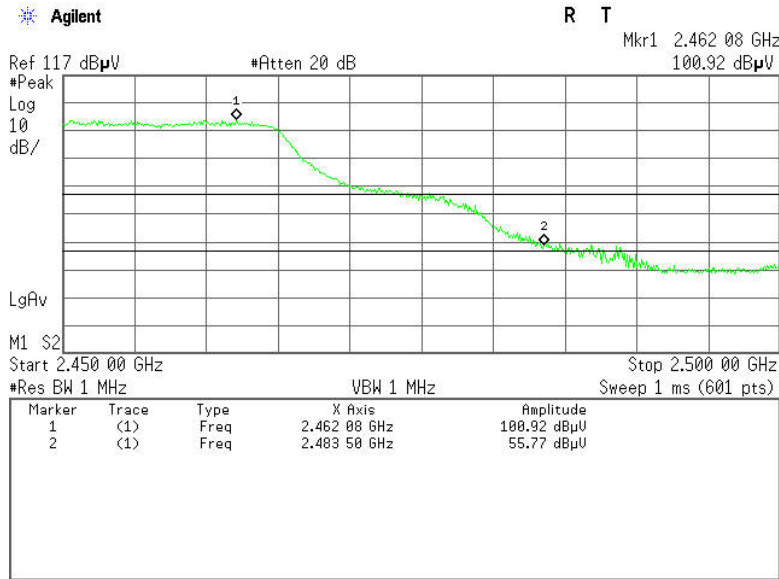


No.	Frequency (MHz)	Reading (dBuV)	Corrected (dB)	Result (dBuV)	Limit (dBuV)	Margin (dB)	Detector	Antenna Pole
1	2483.5000	44.28	-6.24	50.52	74.00	-23.48	Peak	Vertical
2	2483.5000	26.63	-6.24	32.87	54.00	-21.13	AVG	Vertical



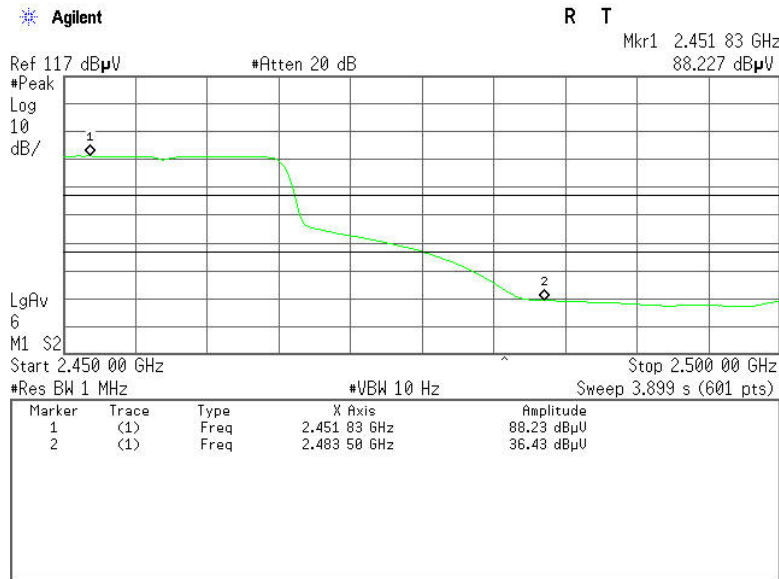
Detector mode: Peak

Polarity: Horizontal



Detector mode: Average

Polarity: Horizontal



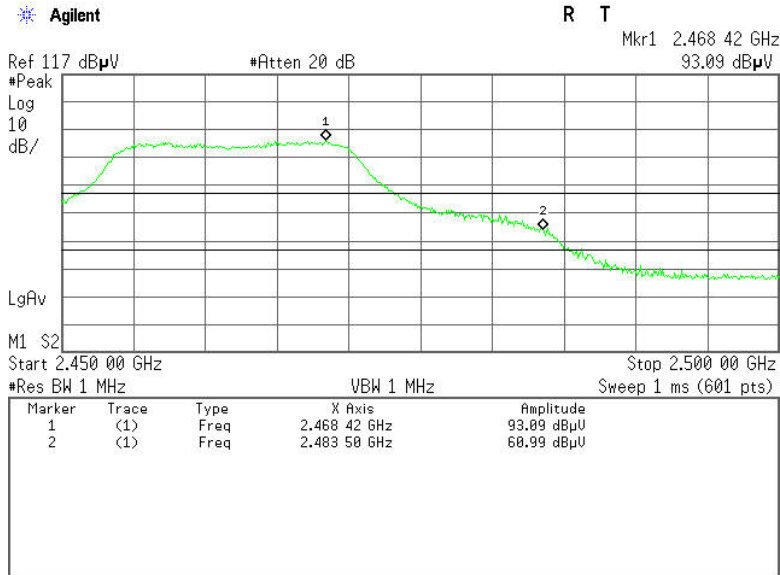
No.	Frequency (MHz)	Reading (dBuV)	Corrected (dB)	Result (dBuV)	Limit (dBuV)	Margin (dB)	Detector	Antenna Pole
1	2483.5000	49.53	-6.24	55.77	74.00	-18.23	Peak	Horizontal
2	2483.5000	30.19	-6.24	36.43	54.00	-17.57	AVG	Horizontal



Band Edges (CH High: 2462MHz)

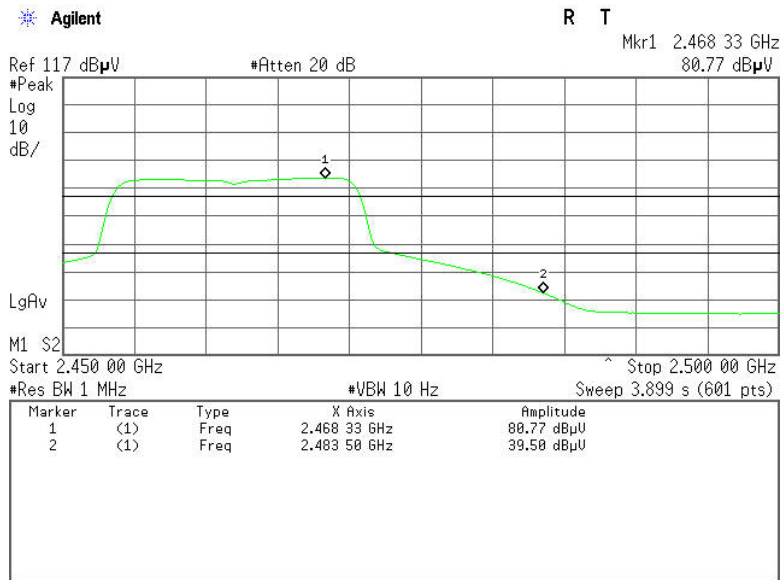
Detector mode: Peak

Polarity: Vertical



Detector mode: Average

Polarity: Vertical

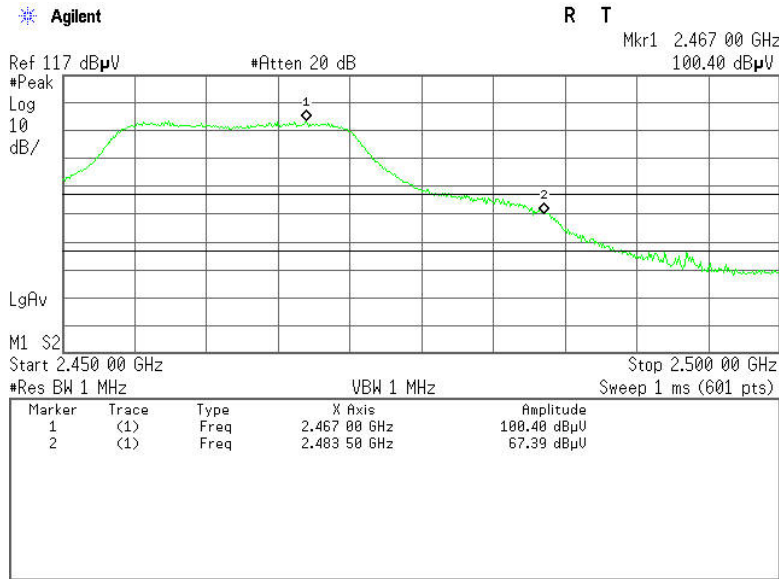


No.	Frequency (MHz)	Reading (dBuV)	Corrected (dB)	Result (dBuV)	Limit (dBuV)	Margin (dB)	Detector	Antenna Pole
1	2483.5000	54.75	-6.24	60.99	74.00	-13.01	Peak	Vertical
2	2483.5000	33.26	-6.24	39.50	54.00	-14.50	AVG	Vertical



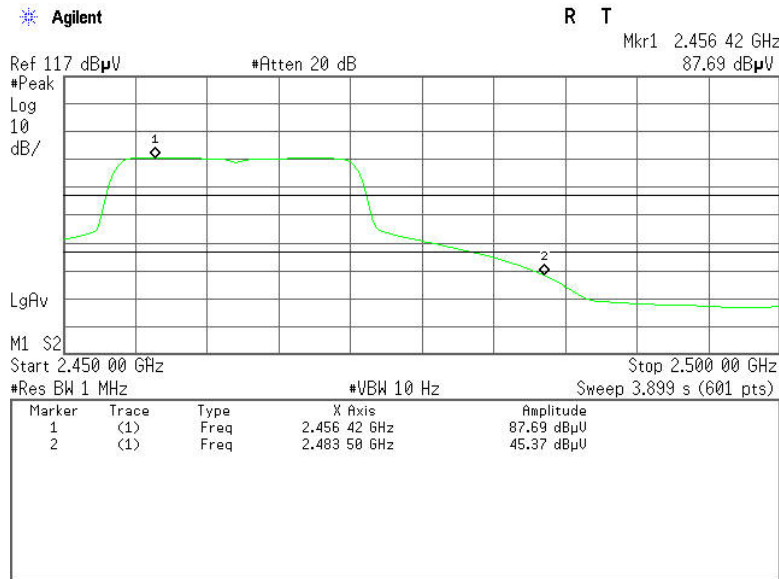
Detector mode: Peak

Polarity: Horizontal



Detector mode: Average

Polarity: Horizontal



No.	Frequency (MHz)	Reading (dBuV)	Corrected (dB)	Result (dBuV)	Limit (dBuV)	Margin (dB)	Detector	Antenna Pole
1	2483.5000	61.15	-6.24	67.39	74.00	-6.61	Peak	Horizontal
2	2483.5000	39.13	-6.24	45.37	54.00	-8.63	AVG	Horizontal



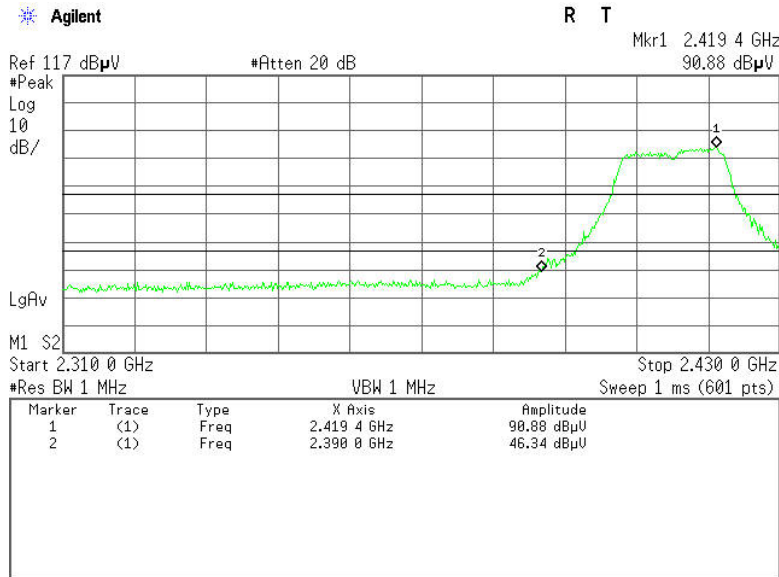
Antenna 0 + Antenna 1

IEEE 802.11n HT20 MHz mode

Band Edges (CH Low: 2412MHz)

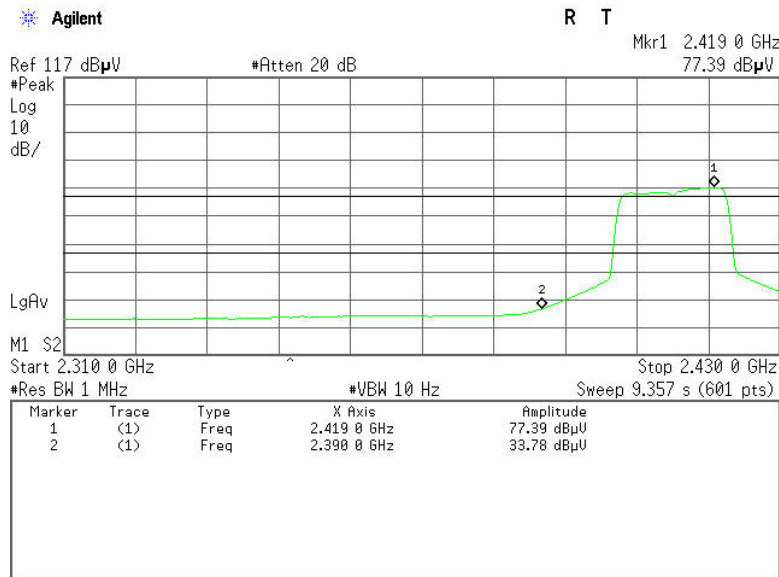
Detector mode: Peak

Polarity: Vertical



Detector mode: Average

Polarity: Vertical

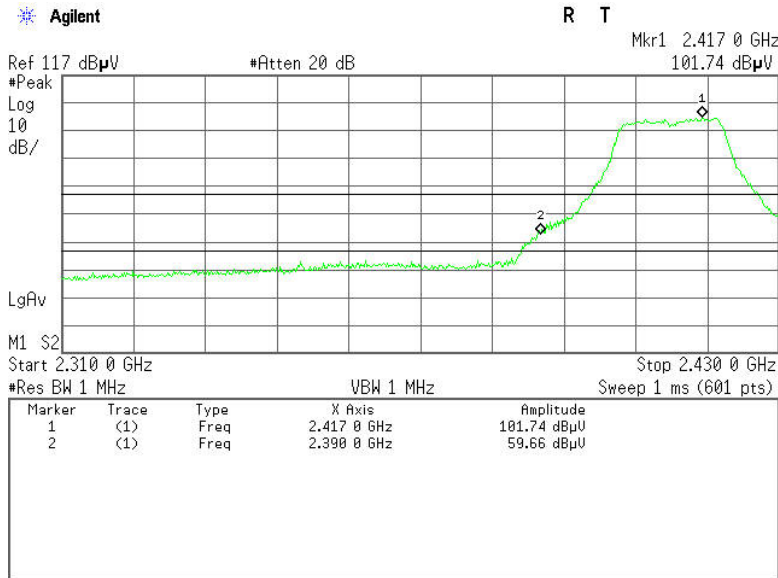


No.	Frequency (MHz)	Reading (dBuV)	Corrected (dB)	Result (dBuV)	Limit (dBuV)	Margin (dB)	Detector	Antenna Pole
1	2390.0000	39.74	-6.60	46.34	74.00	-27.66	Peak	Vertical
2	2390.0000	27.18	-6.60	33.78	54.00	-20.22	AVG	Vertical



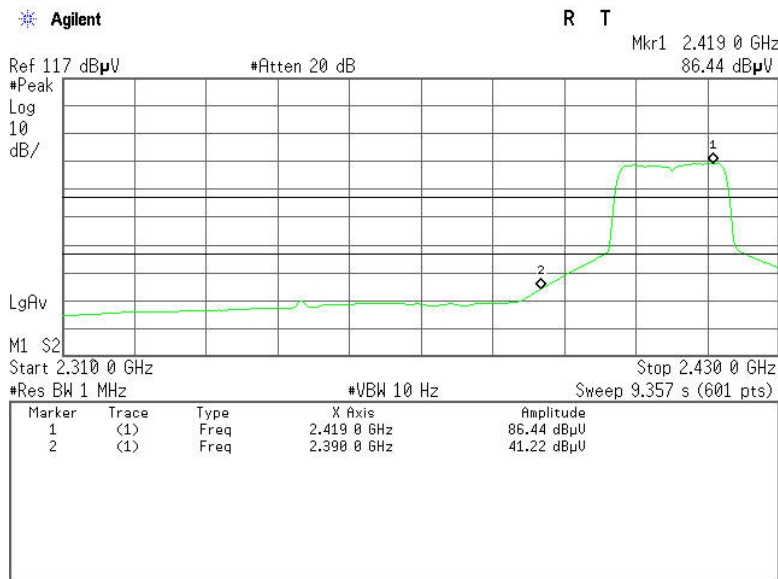
Detector mode: Peak

Polarity: Horizontal



Detector mode: Average

Polarity: Horizontal



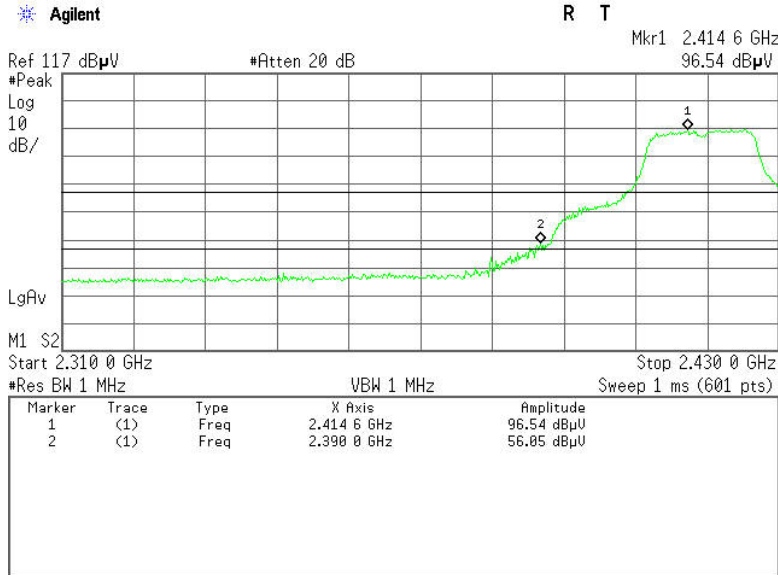
No.	Frequency (MHz)	Reading (dBuV)	Corrected (dB)	Result (dBuV)	Limit (dBuV)	Margin (dB)	Detector	Antenna Pole
1	2390.0000	53.06	-6.60	59.66	74.00	-14.34	Peak	Horizontal
2	2390.0000	34.62	-6.60	41.22	54.00	-12.78	AVG	Horizontal



Band Edges (CH Low: 2417MHz)

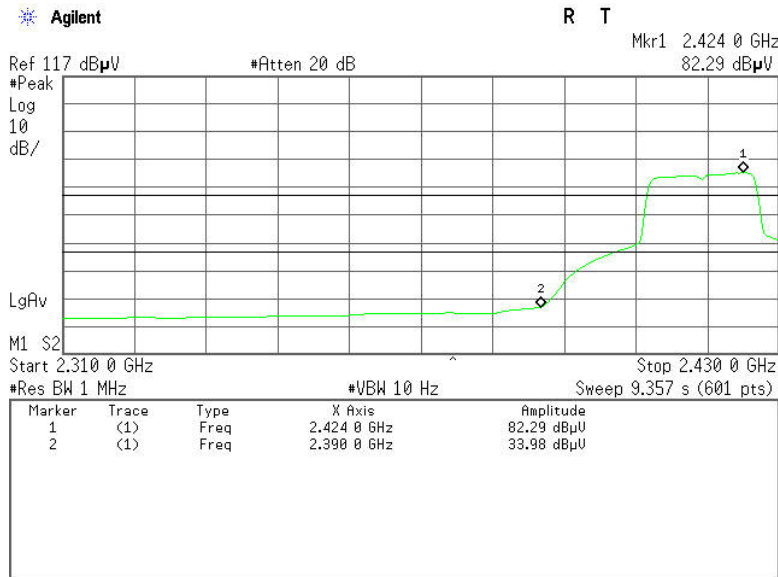
Detector mode: Peak

Polarity: Vertical



Detector mode: Average

Polarity: Vertical

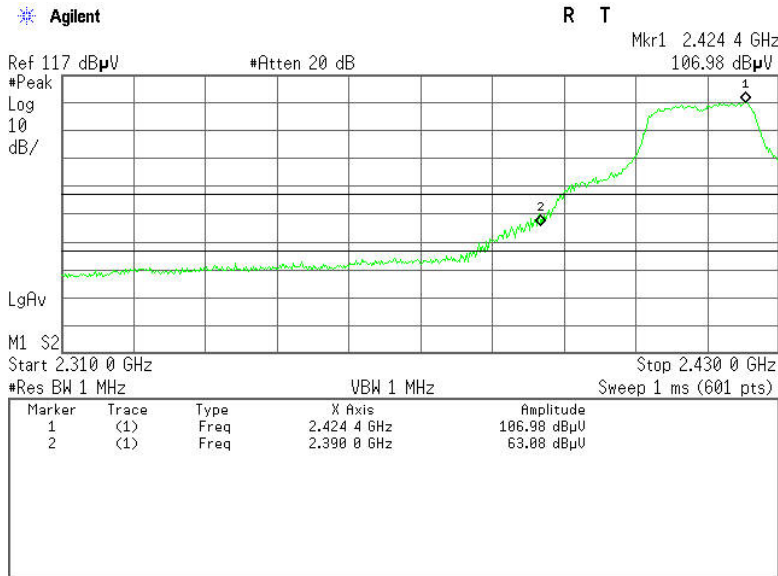


No.	Frequency (MHz)	Reading (dBuV)	Corrected (dB)	Result (dBuV)	Limit (dBuV)	Margin (dB)	Detector	Antenna Pole
1	2390.0000	49.45	-6.60	56.05	74.00	-17.95	Peak	Vertical
2	2390.0000	27.38	-6.60	33.98	54.00	-20.02	AVG	Vertical



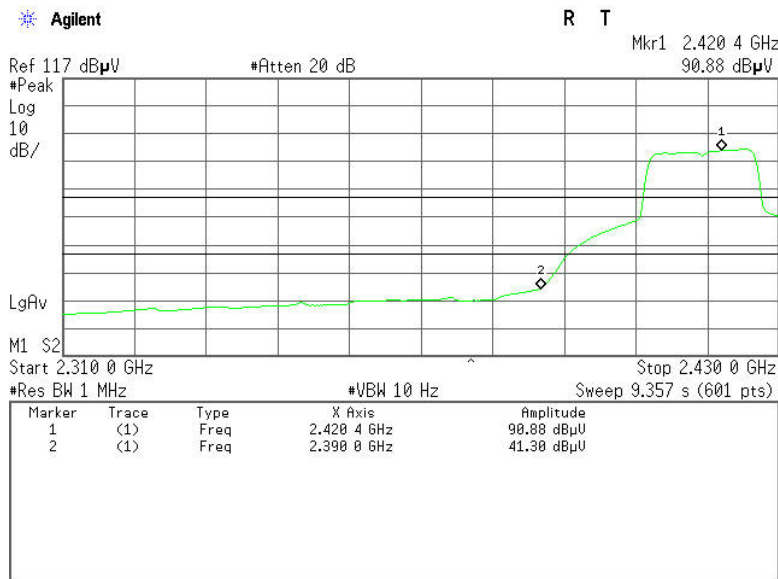
Detector mode: Peak

Polarity: Horizontal



Detector mode: Average

Polarity: Horizontal



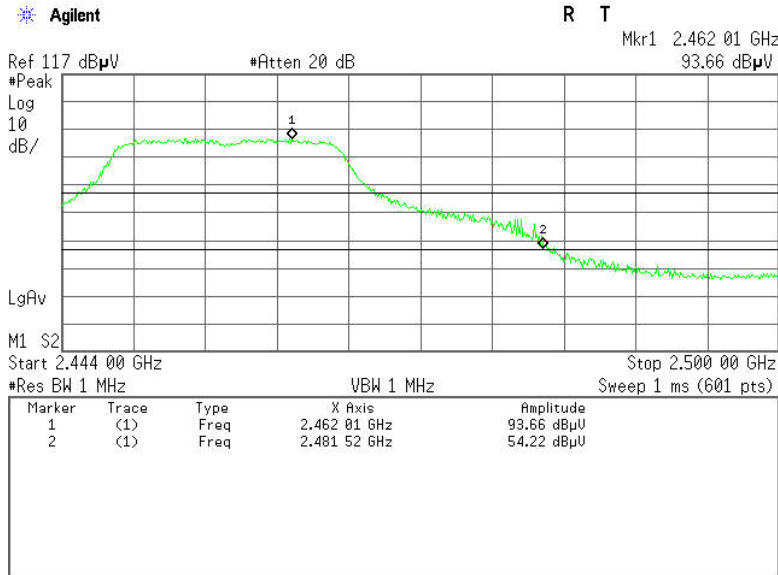
No.	Frequency (MHz)	Reading (dBuV)	Corrected (dB)	Result (dBuV)	Limit (dBuV)	Margin (dB)	Detector	Antenna Pole
1	2390.0000	56.48	-6.60	63.08	74.00	-10.92	Peak	Horizontal
2	2390.0000	34.70	-6.60	41.30	54.00	-12.70	AVG	Horizontal



Band Edges (CH High: 2457MHz)

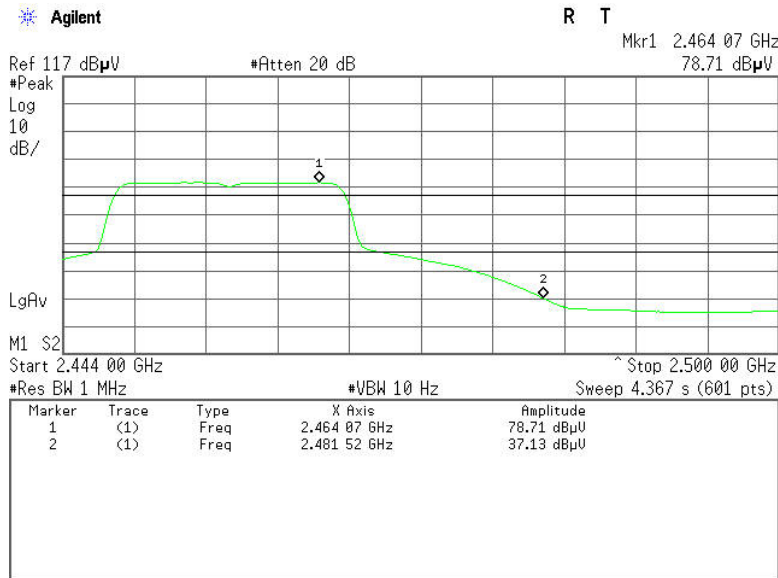
Detector mode: Peak

Polarity: Vertical



Detector mode: Average

Polarity: Vertical

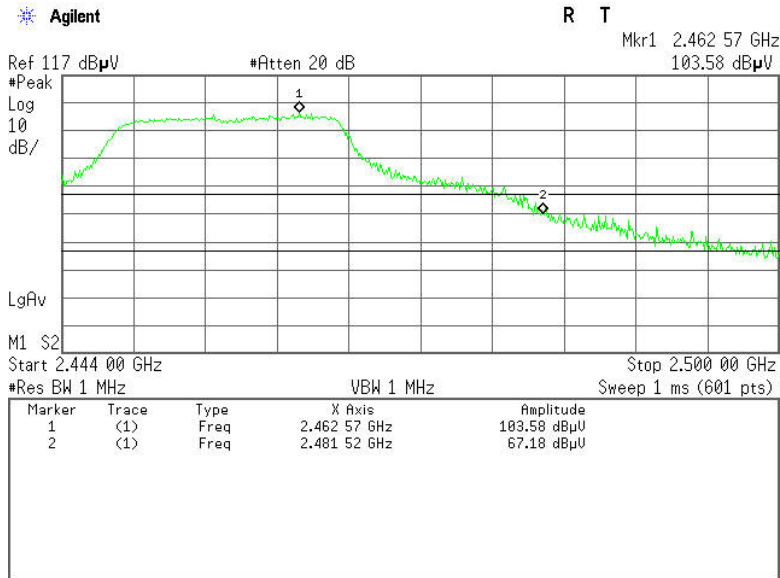


No.	Frequency (MHz)	Reading (dBµV)	Corrected (dB)	Result (dBµV)	Limit (dBµV)	Margin (dB)	Detector	Antenna Pole
1	2483.5000	47.98	-6.24	54.22	74.00	-19.78	Peak	Vertical
2	2483.5000	30.89	-6.24	37.13	54.00	-16.87	AVG	Vertical



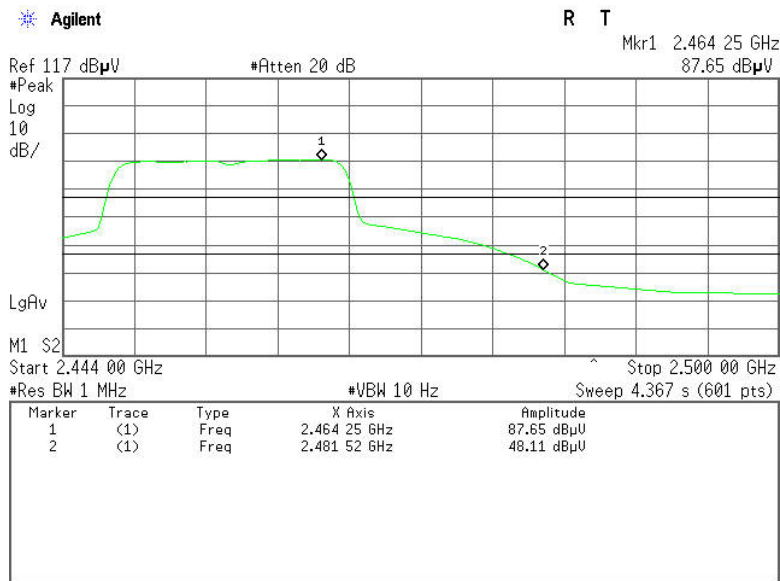
Detector mode: Peak

Polarity: Horizontal



Detector mode: Average

Polarity: Horizontal



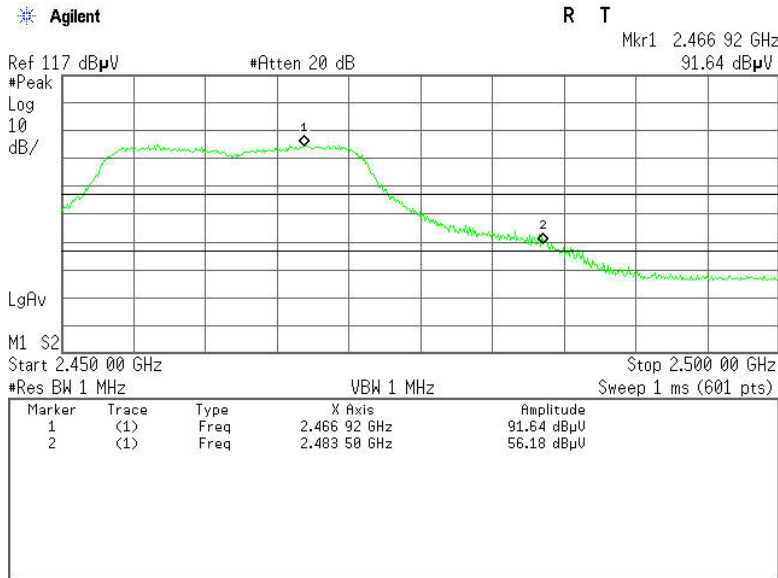
No.	Frequency (MHz)	Reading (dBuV)	Corrected (dB)	Result (dBuV)	Limit (dBuV)	Margin (dB)	Detector	Antenna Pole
1	2483.5000	60.94	-6.24	67.18	74.00	-6.82	Peak	Horizontal
2	2483.5000	41.87	-6.24	48.11	54.00	-5.89	AVG	Horizontal



Band Edges (CH High: 2462MHz)

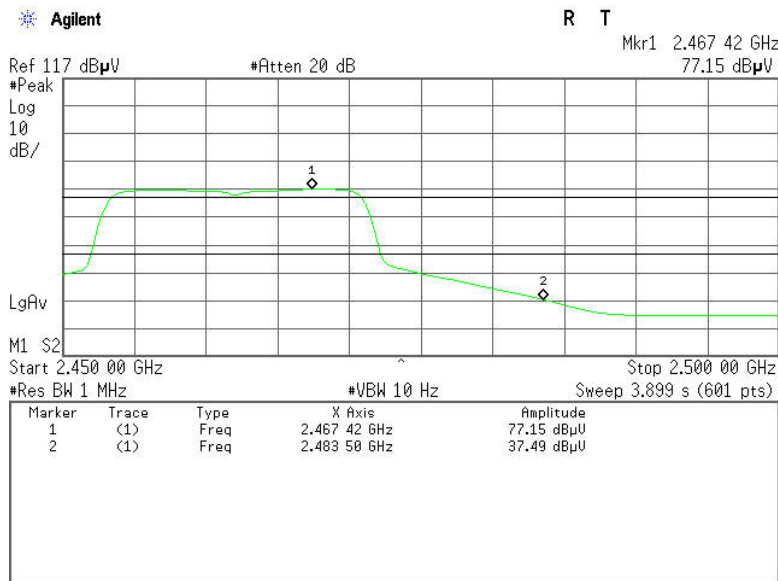
Detector mode: Peak

Polarity: Vertical



Detector mode: Average

Polarity: Vertical

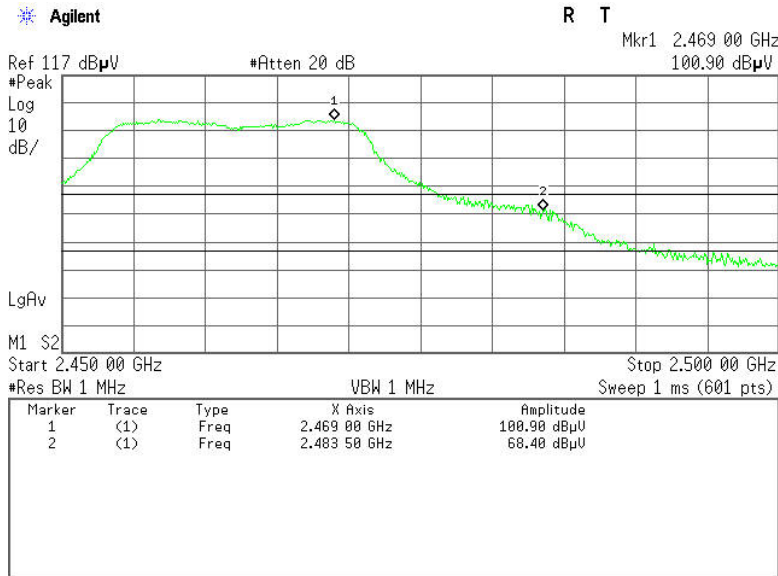


No.	Frequency (MHz)	Reading (dBuV)	Corrected (dB)	Result (dBuV)	Limit (dBuV)	Margin (dB)	Detector	Antenna Pole
1	2483.5000	49.94	-6.24	56.18	74.00	-17.82	Peak	Vertical
2	2483.5000	31.25	-6.24	37.49	54.00	-16.51	AVG	Vertical



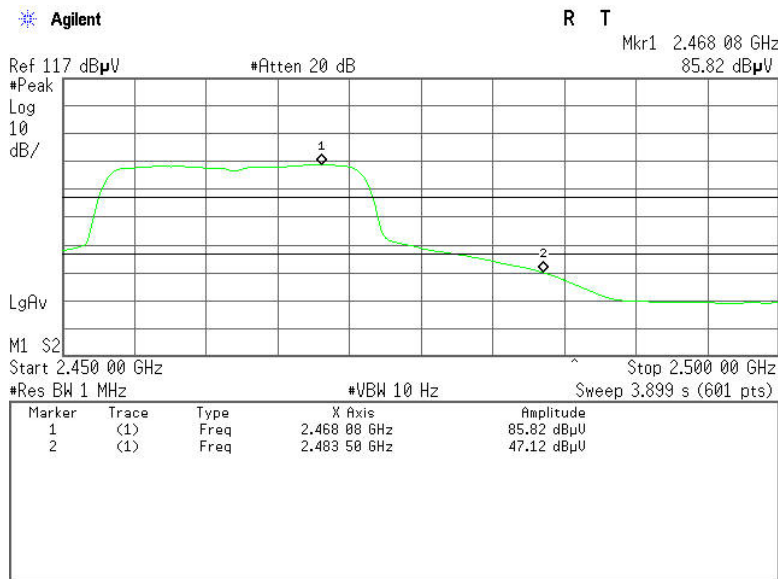
Detector mode: Peak

Polarity: Horizontal



Detector mode: Average

Polarity: Horizontal



No.	Frequency (MHz)	Reading (dBuV)	Corrected (dB)	Result (dBuV)	Limit (dBuV)	Margin (dB)	Detector	Antenna Pole
1	2483.5000	62.16	-6.24	68.40	74.00	-5.60	Peak	Horizontal
2	2483.5000	40.88	-6.24	47.12	54.00	-6.88	AVG	Horizontal



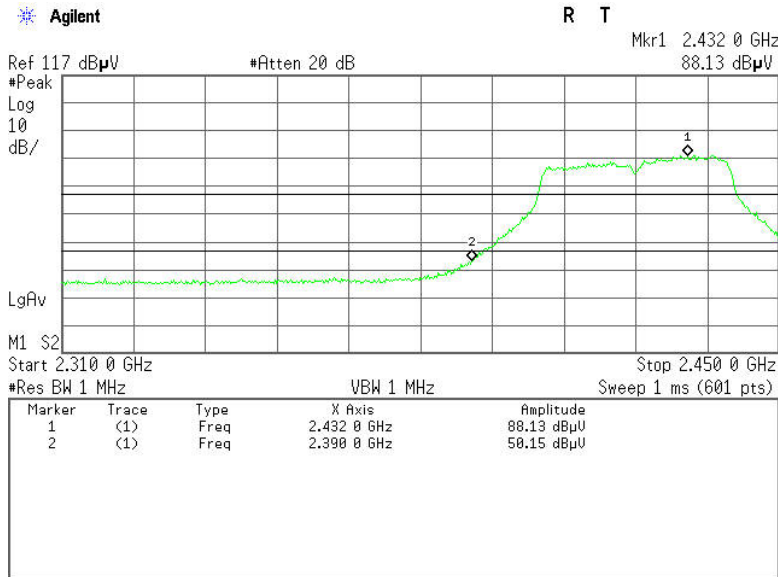
Antenna 0 + Antenna 1

IEEE 802.11n HT40 MHz mode

Band Edges (CH Low)

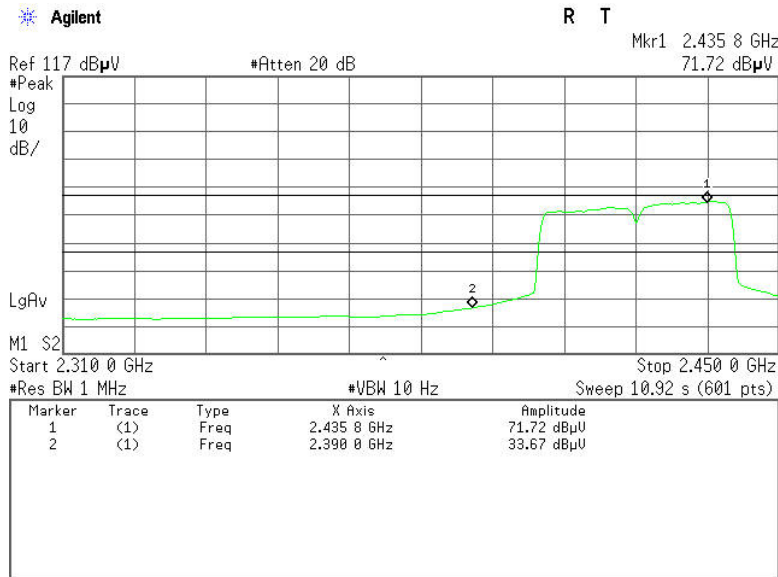
Detector mode: Peak

Polarity: Vertical



Detector mode: Average

Polarity: Vertical

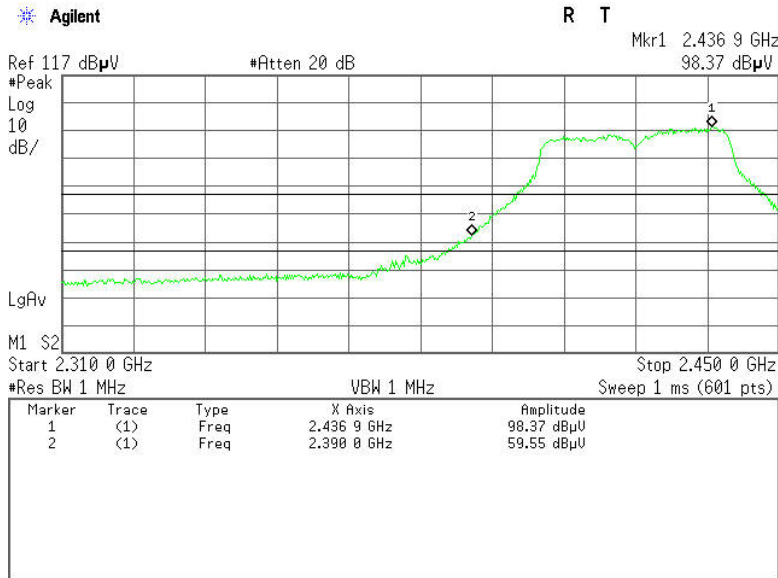


No.	Frequency (MHz)	Reading (dBuV)	Corrected (dB)	Result (dBuV)	Limit (dBuV)	Margin (dB)	Detector	Antenna Pole
1	2390.0000	43.55	-6.60	50.15	74.00	-23.85	Peak	Vertical
2	2390.0000	27.07	-6.60	33.67	54.00	-20.33	AVG	Vertical



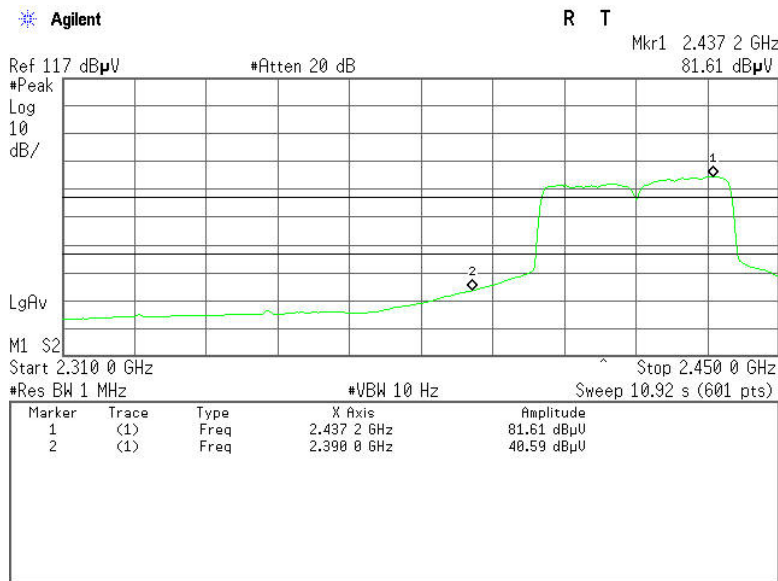
Detector mode: Peak

Polarity: Horizontal



Detector mode: Average

Polarity: Horizontal



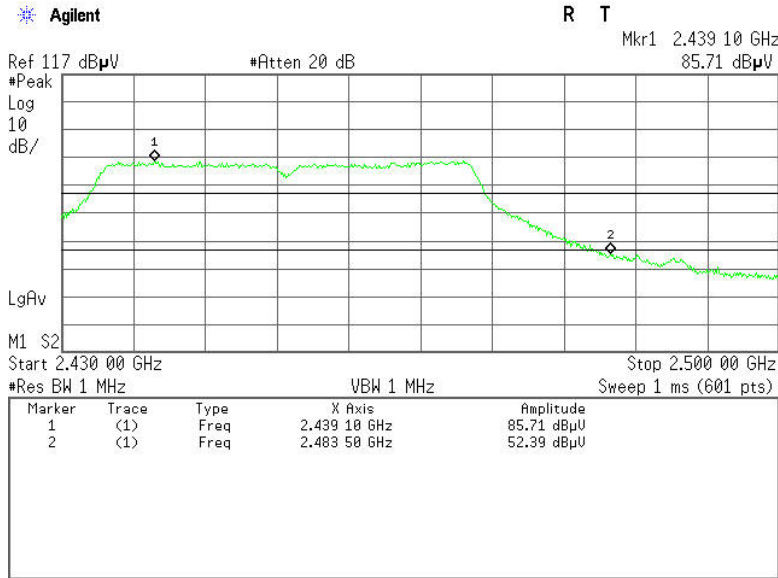
No.	Frequency (MHz)	Reading (dBuV)	Corrected (dB)	Result (dBuV)	Limit (dBuV)	Margin (dB)	Detector	Antenna Pole
1	2390.0000	52.95	-6.60	59.55	74.00	-14.45	Peak	Horizontal
2	2390.0000	33.99	-6.60	40.59	54.00	-13.41	AVG	Horizontal



Band Edges (CH High)

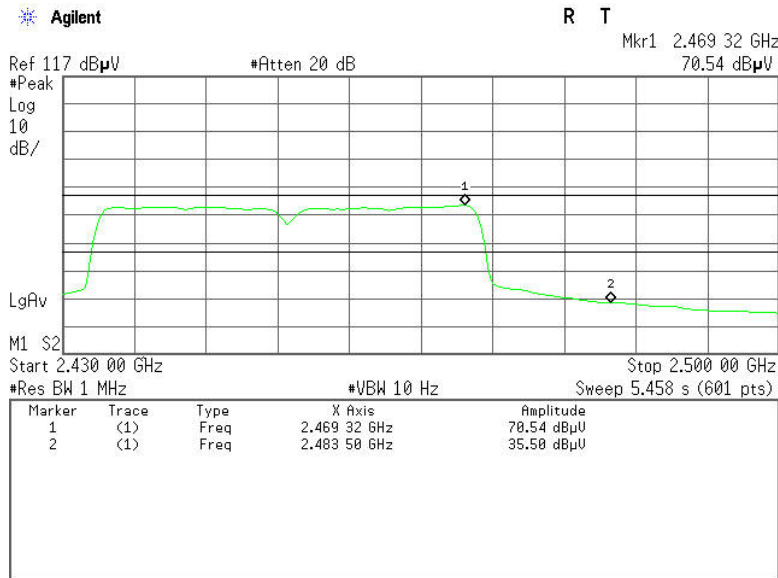
Detector mode: Peak

Polarity: Vertical



Detector mode: Average

Polarity: Vertical

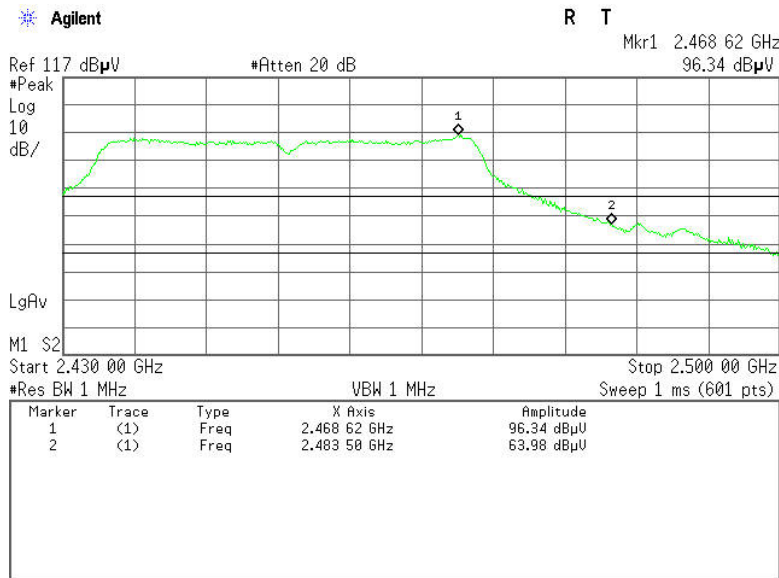


No.	Frequency (MHz)	Reading (dBuV)	Corrected (dB)	Result (dBuV)	Limit (dBuV)	Margin (dB)	Detector	Antenna Pole
1	2483.5000	46.15	-6.24	52.39	74.00	-21.61	Peak	Vertical
2	2483.5000	29.26	-6.24	35.50	54.00	-18.50	AVG	Vertical



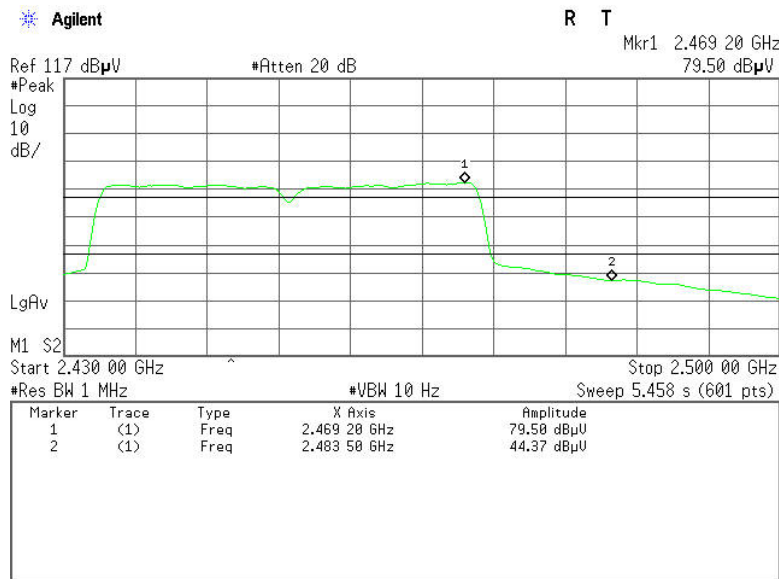
Detector mode: Peak

Polarity: Horizontal



Detector mode: Average

Polarity: Horizontal



No.	Frequency (MHz)	Reading (dBuV)	Corrected (dB)	Result (dBuV)	Limit (dBuV)	Margin (dB)	Detector	Antenna Pole
1	2483.5000	57.74	-6.24	63.98	74.00	-10.02	Peak	Horizontal
2	2483.5000	38.13	-6.24	44.37	54.00	-9.63	AVG	Horizontal



Huawei Antenna:

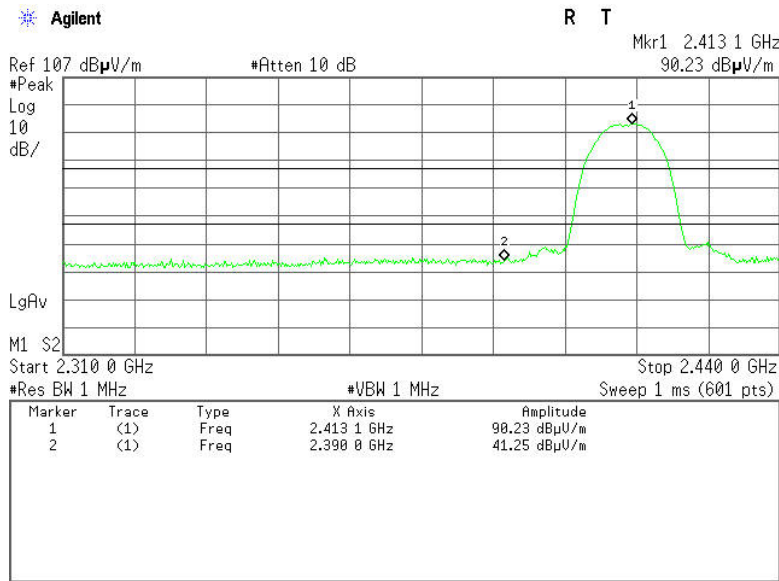
Antenna 0

IEEE 802.11b mode

Band Edges (CH Low)

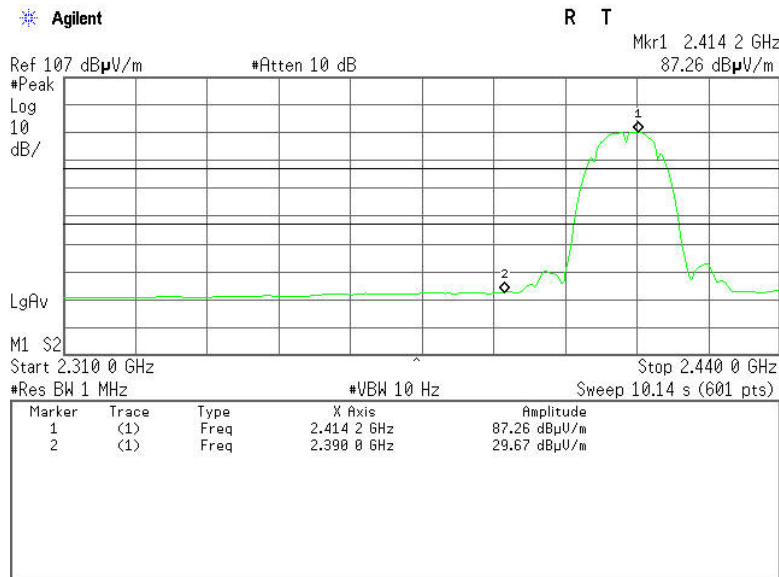
Detector mode: Peak

Polarity: Vertical



Detector mode: Average

Polarity: Vertical

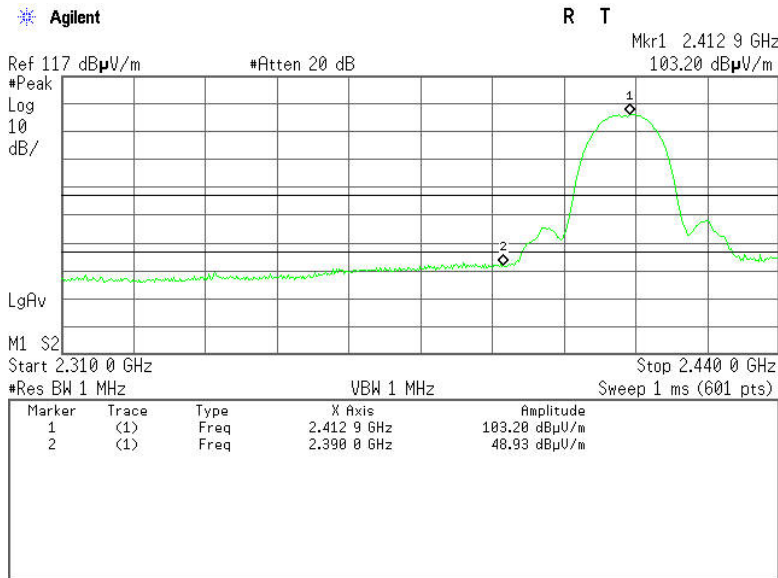


No.	Frequency (MHz)	Reading (dBuV)	Corrected (dB)	Result (dBuV)	Limit (dBuV)	Margin (dB)	Detector	Antenna Pole
1	2390.0000	34.65	-6.60	41.25	74.00	-32.75	Peak	Vertical
2	2390.0000	23.07	-6.60	29.67	54.00	-24.33	AVG	Vertical



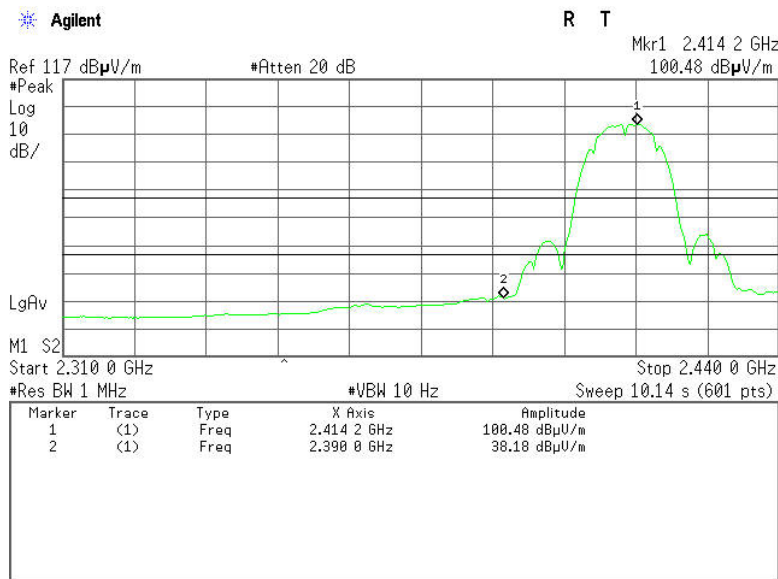
Detector mode: Peak

Polarity: Horizontal



Detector mode: Average

Polarity: Horizontal



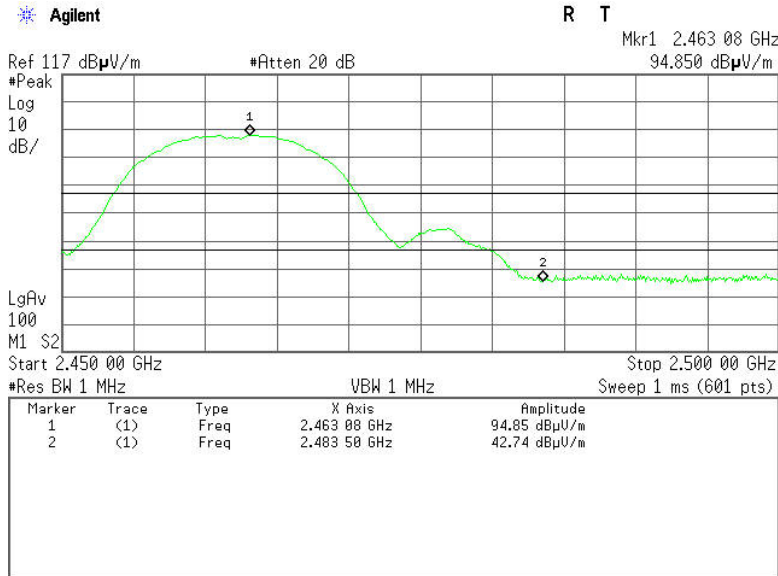
No.	Frequency (MHz)	Reading (dBuV)	Corrected (dB)	Result (dBuV)	Limit (dBuV)	Margin (dB)	Detector	Antenna Pole
1	2390.0000	42.33	-6.60	48.93	74.00	-25.07	Peak	Horizontal
2	2390.0000	31.58	-6.60	38.18	54.00	-15.82	AVG	Horizontal



Band Edges (CH High)

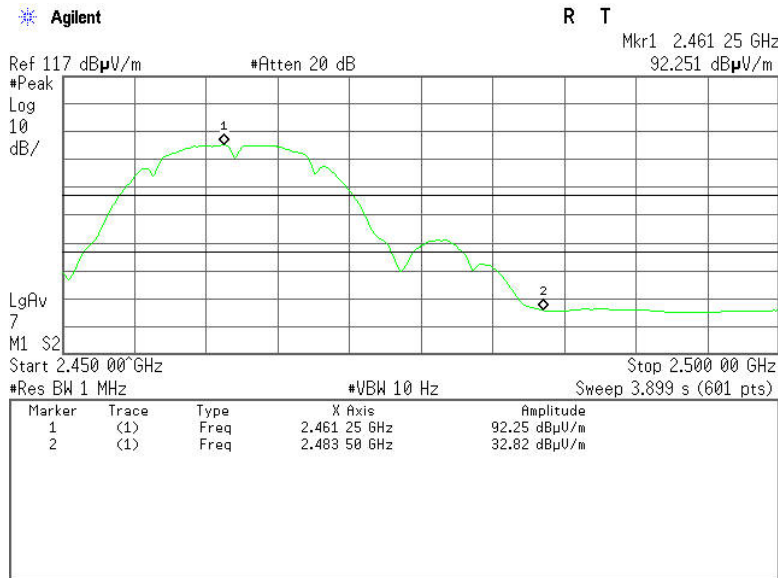
Detector mode: Peak

Polarity: Vertical



Detector mode: Average

Polarity: Vertical

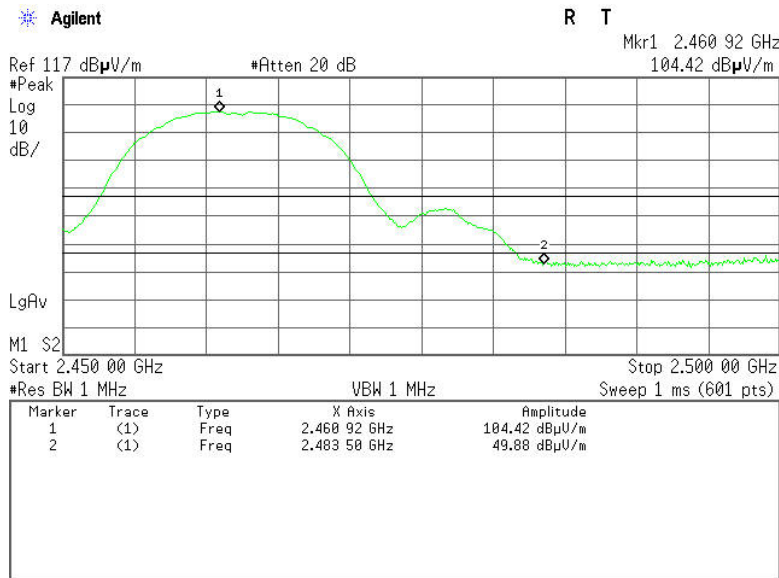


No.	Frequency (MHz)	Reading (dBuV)	Corrected (dB)	Result (dBuV)	Limit (dBuV)	Margin (dB)	Detector	Antenna Pole
1	2483.5000	36.50	-6.24	42.74	74.00	-31.26	Peak	Vertical
2	2483.5000	26.58	-6.24	32.82	54.00	-21.18	AVG	Vertical



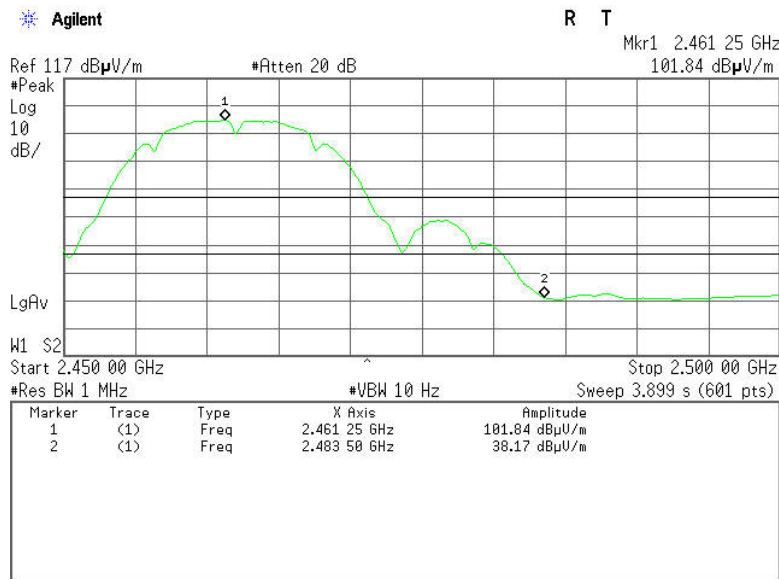
Detector mode: Peak

Polarity: Horizontal



Detector mode: Average

Polarity: Horizontal



No.	Frequency (MHz)	Reading (dBuV)	Corrected (dB)	Result (dBuV)	Limit (dBuV)	Margin (dB)	Detector	Antenna Pole
1	2483.5000	43.64	-6.24	49.88	74.00	-24.12	Peak	Horizontal
2	2483.5000	31.93	-6.24	38.17	54.00	-15.83	AVG	Horizontal



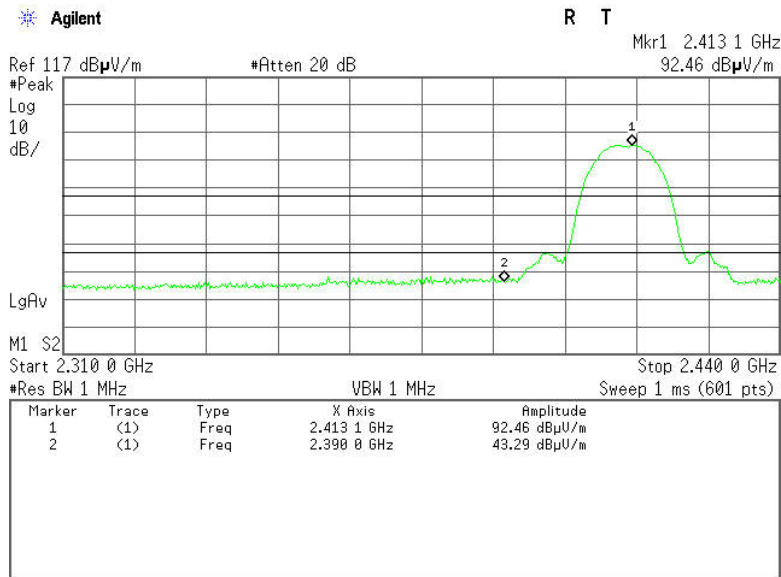
Antenna 1

IEEE 802.11b mode

Band Edges (CH Low)

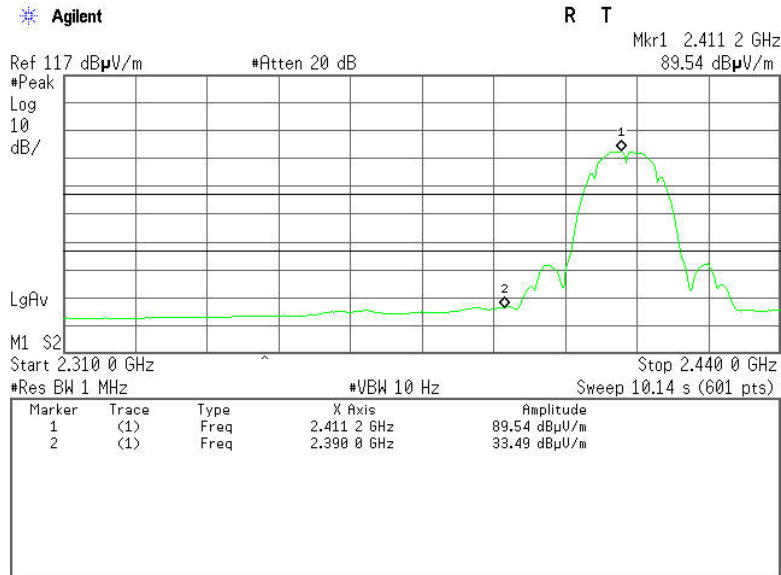
Detector mode: Peak

Polarity: Vertical



Detector mode: Average

Polarity: Vertical

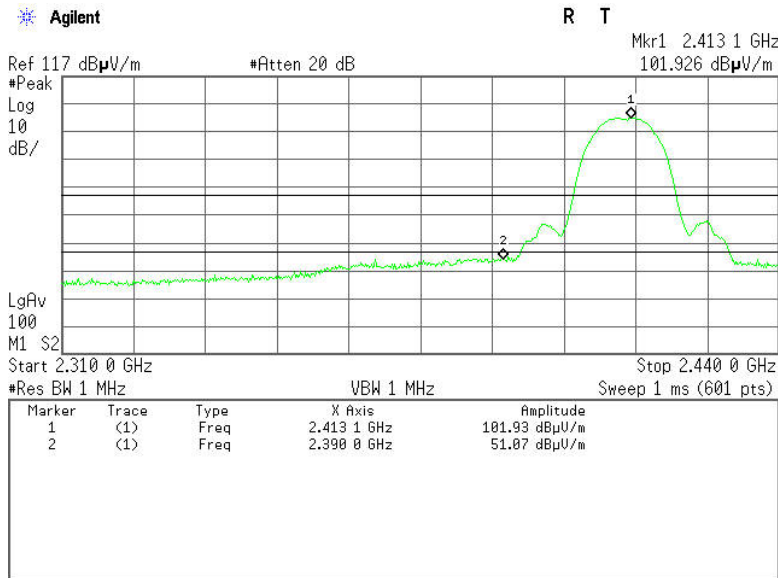


No.	Frequency (MHz)	Reading (dBuV)	Corrected (dB)	Result (dBuV)	Limit (dBuV)	Margin (dB)	Detector	Antenna Pole
1	2390.0000	36.69	-6.60	43.29	74.00	-30.71	Peak	Vertical
2	2390.0000	26.89	-6.60	33.49	54.00	-20.51	AVG	Vertical



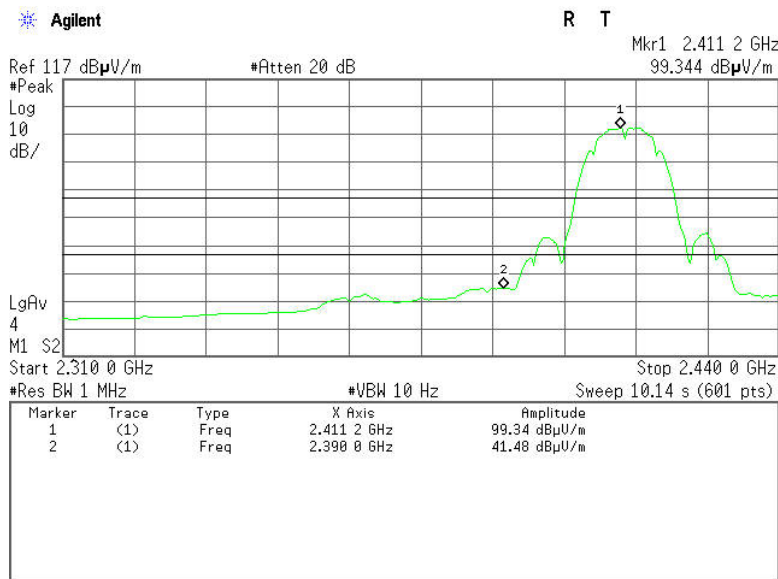
Detector mode: Peak

Polarity: Horizontal



Detector mode: Average

Polarity: Horizontal



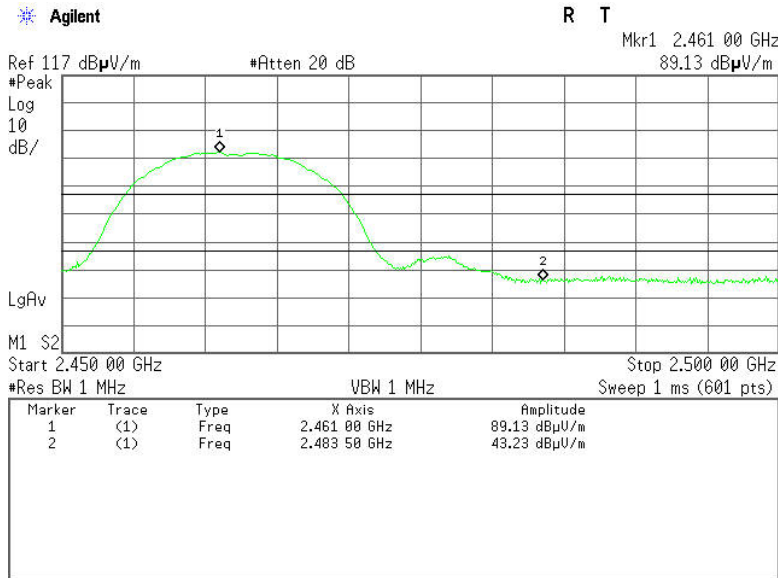
No.	Frequency (MHz)	Reading (dBuV)	Corrected (dB)	Result (dBuV)	Limit (dBuV)	Margin (dB)	Detector	Antenna Pole
1	2390.0000	44.47	-6.60	51.07	74.00	-22.93	Peak	Horizontal
2	2390.0000	34.88	-6.60	41.48	54.00	-12.52	AVG	Horizontal



Band Edges (CH High)

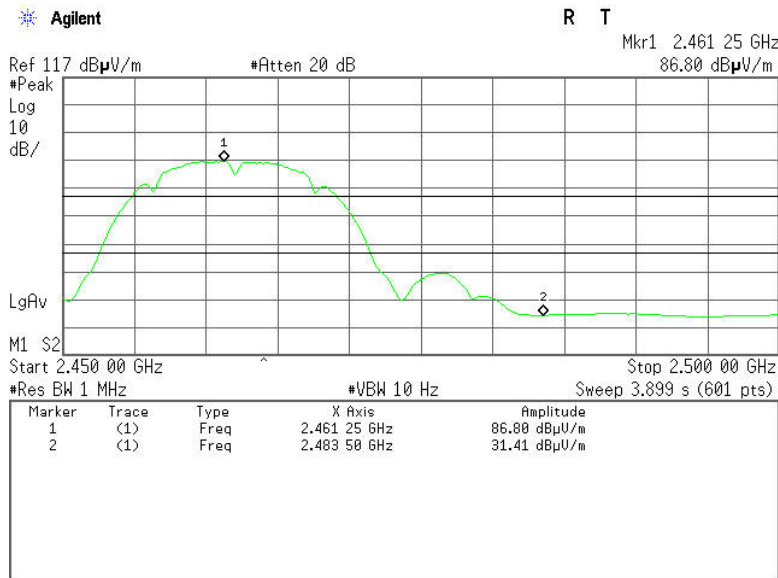
Detector mode: Peak

Polarity: Vertical



Detector mode: Average

Polarity: Vertical

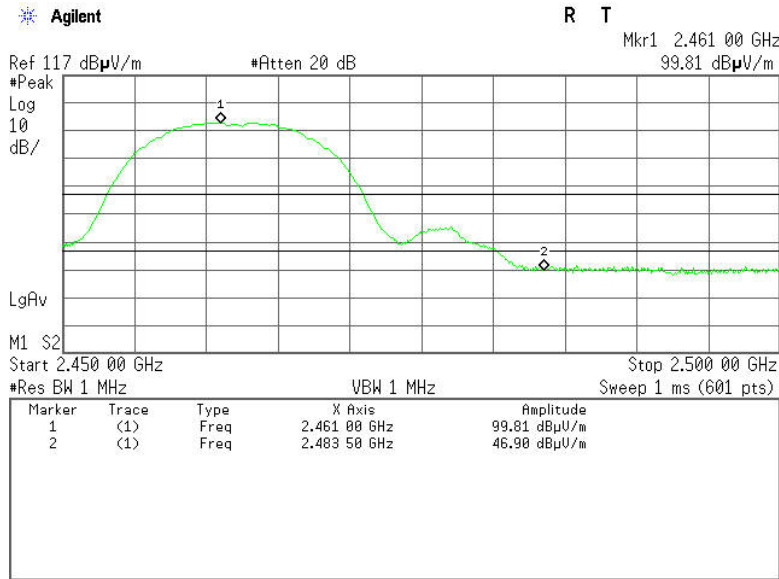


No.	Frequency (MHz)	Reading (dBuV)	Corrected (dB)	Result (dBuV)	Limit (dBuV)	Margin (dB)	Detector	Antenna Pole
1	2483.5000	36.99	-6.24	43.23	74.00	-30.77	Peak	Vertical
2	2483.5000	25.17	-6.24	31.41	54.00	-22.59	AVG	Vertical



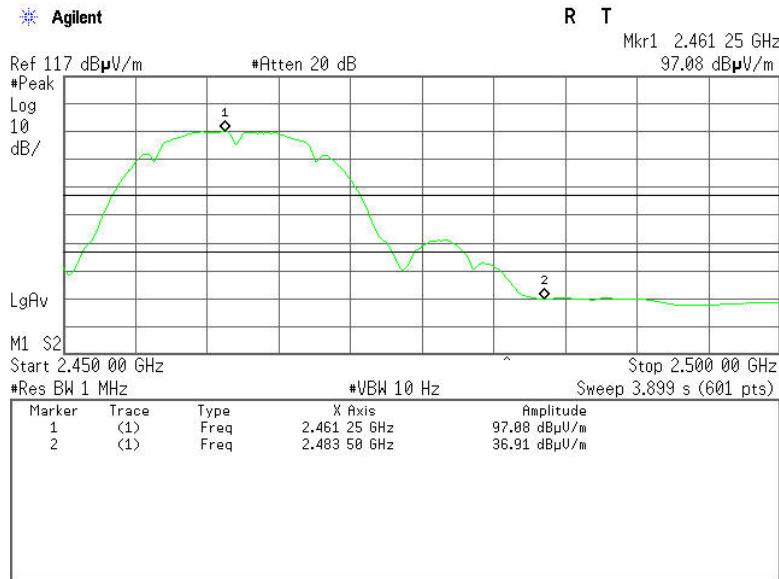
Detector mode: Peak

Polarity: Horizontal



Detector mode: Average

Polarity: Horizontal



No.	Frequency (MHz)	Reading (dB μ V)	Corrected (dB)	Result (dB μ V)	Limit (dB μ V)	Margin (dB)	Detector	Antenna Pole
1	2483.5000	40.66	-6.24	46.90	74.00	-27.10	Peak	Horizontal
2	2483.5000	30.67	-6.24	36.91	54.00	-17.09	AVG	Horizontal



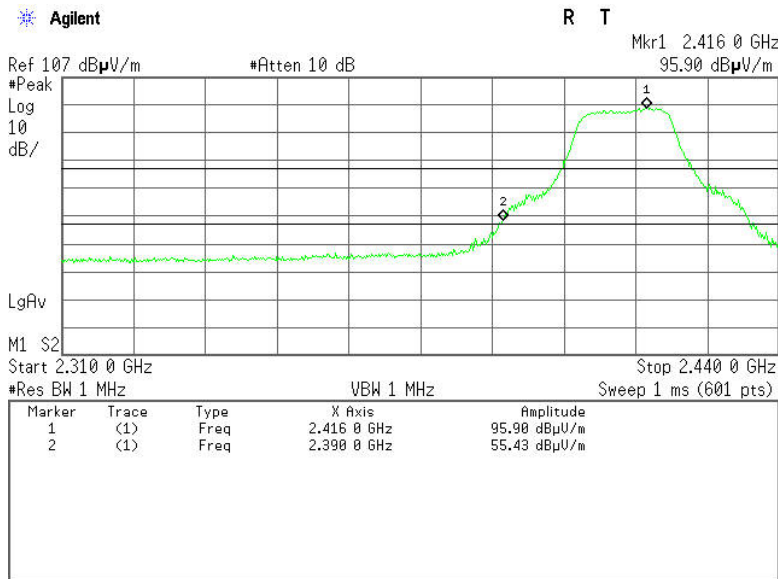
Antenna 0

IEEE 802.11g mode

Band Edges (CH Low)

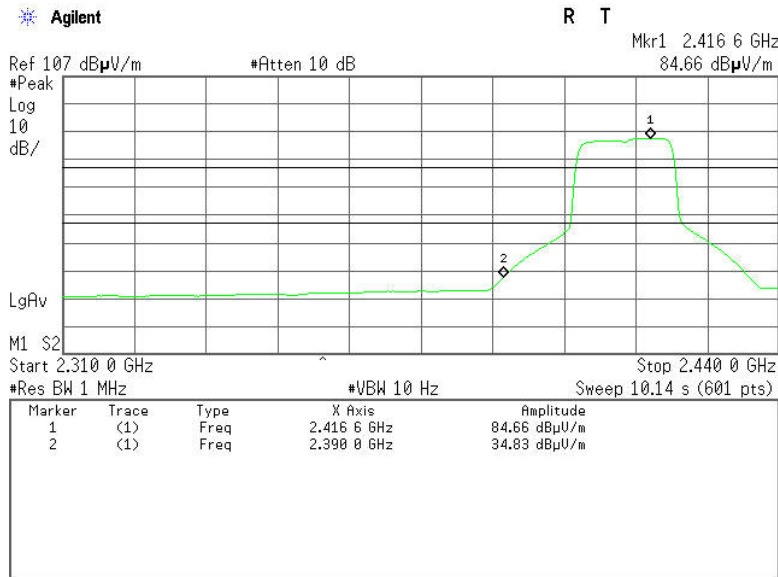
Detector mode: Peak

Polarity: Vertical



Detector mode: Average

Polarity: Vertical

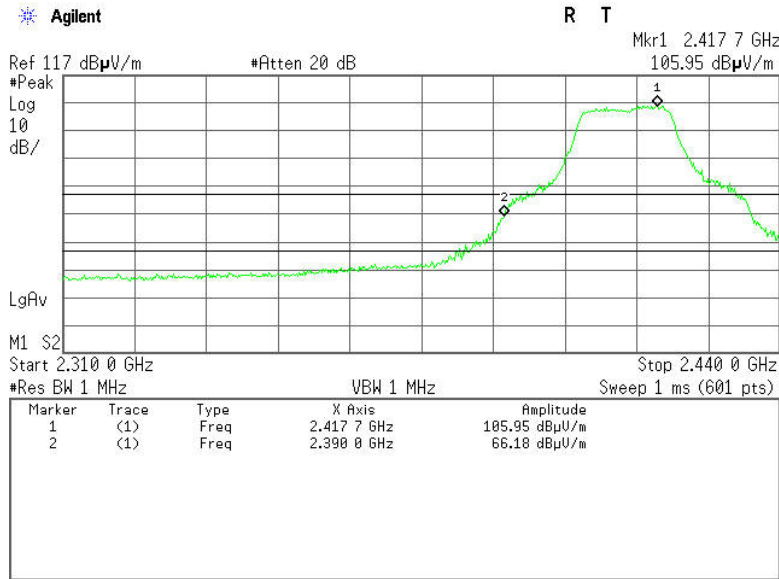


No.	Frequency (MHz)	Reading (dBuV)	Corrected (dB)	Result (dBuV)	Limit (dBuV)	Margin (dB)	Detector	Antenna Pole
1	2390.0000	48.83	-6.60	55.43	74.00	-18.57	Peak	Vertical
2	2390.0000	28.23	-6.60	34.83	54.00	-19.17	AVG	Vertical



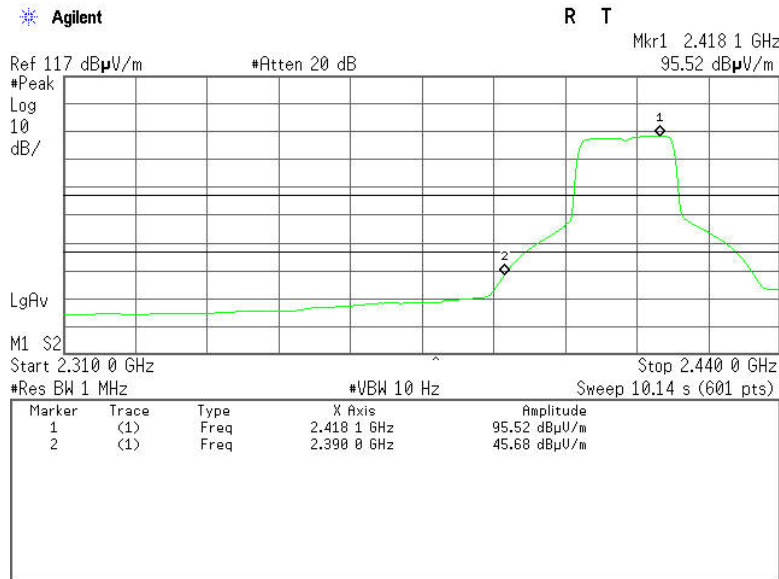
Detector mode: Peak

Polarity: Horizontal



Detector mode: Average

Polarity: Horizontal



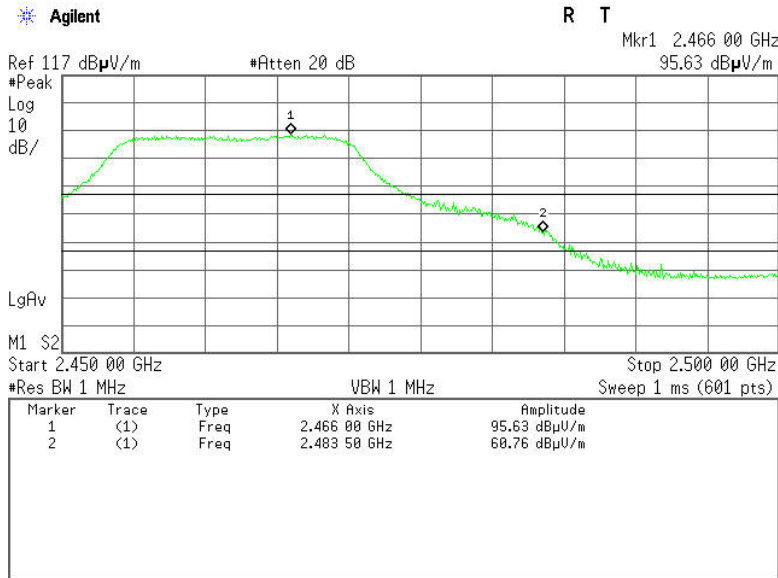
No.	Frequency (MHz)	Reading (dB μ V)	Corrected (dB)	Result (dB μ V)	Limit (dB μ V)	Margin (dB)	Detector	Antenna Pole
1	2390.0000	59.58	-6.60	66.18	74.00	-7.82	Peak	Horizontal
2	2390.0000	39.08	-6.60	45.68	54.00	-8.32	AVG	Horizontal



Band Edges (CH High)

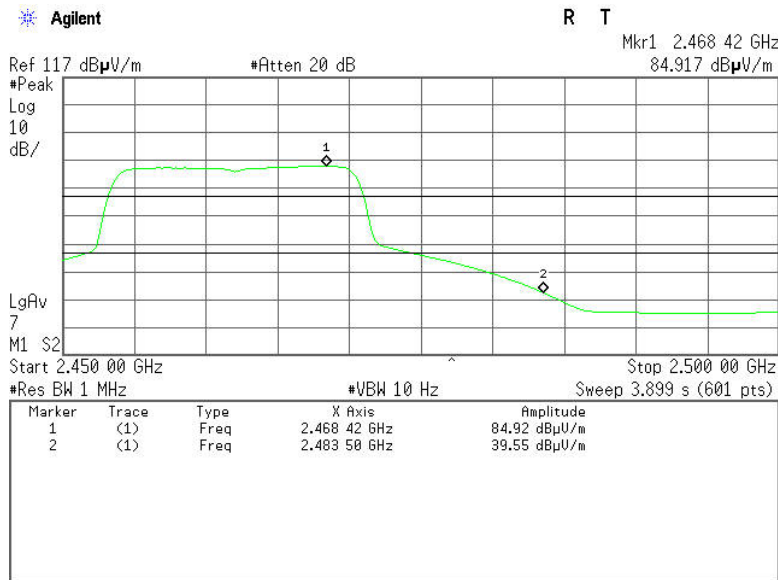
Detector mode: Peak

Polarity: Vertical



Detector mode: Average

Polarity: Vertical

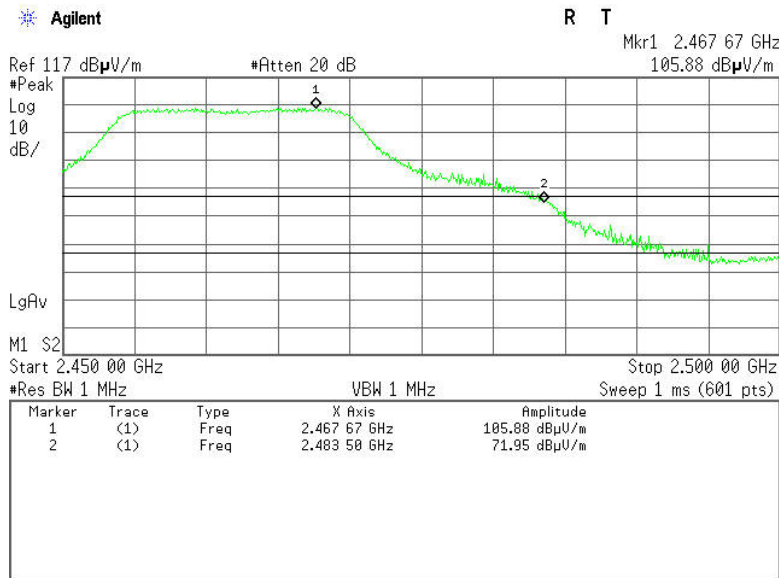


No.	Frequency (MHz)	Reading (dBuV)	Corrected (dB)	Result (dBuV)	Limit (dBuV)	Margin (dB)	Detector	Antenna Pole
1	2483.5000	54.52	-6.24	60.76	74.00	-13.24	Peak	Vertical
2	2483.5000	33.31	-6.24	39.55	54.00	-14.45	AVG	Vertical



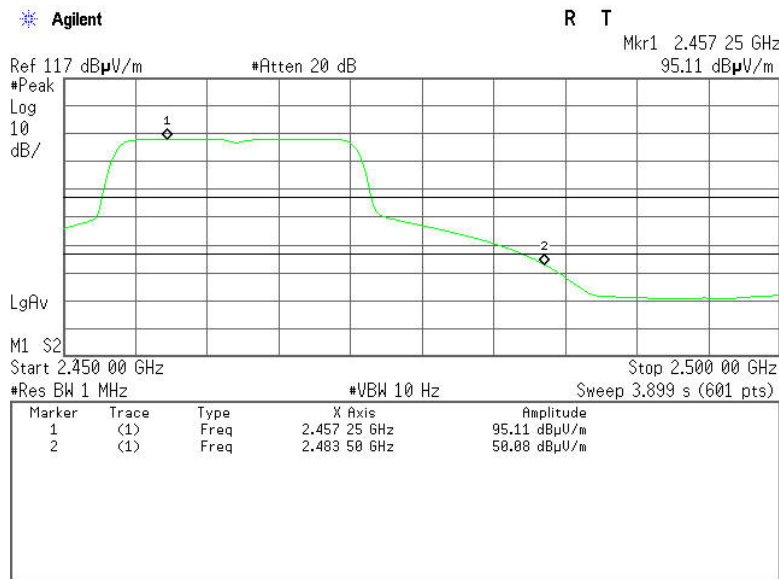
Detector mode: Peak

Polarity: Horizontal



Detector mode: Average

Polarity: Horizontal



No.	Frequency (MHz)	Reading (dB μ V)	Corrected (dB)	Result (dB μ V)	Limit (dB μ V)	Margin (dB)	Detector	Antenna Pole
1	2483.5000	65.71	-6.24	71.95	74.00	-2.05	Peak	Horizontal
2	2483.5000	43.84	-6.24	50.08	54.00	-3.92	AVG	Horizontal



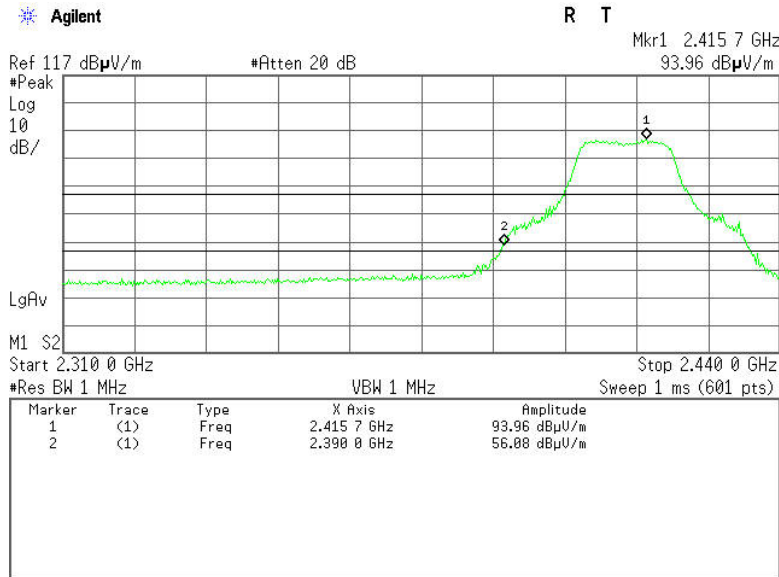
Antenna 1

IEEE 802.11g mode

Band Edges (CH Low)

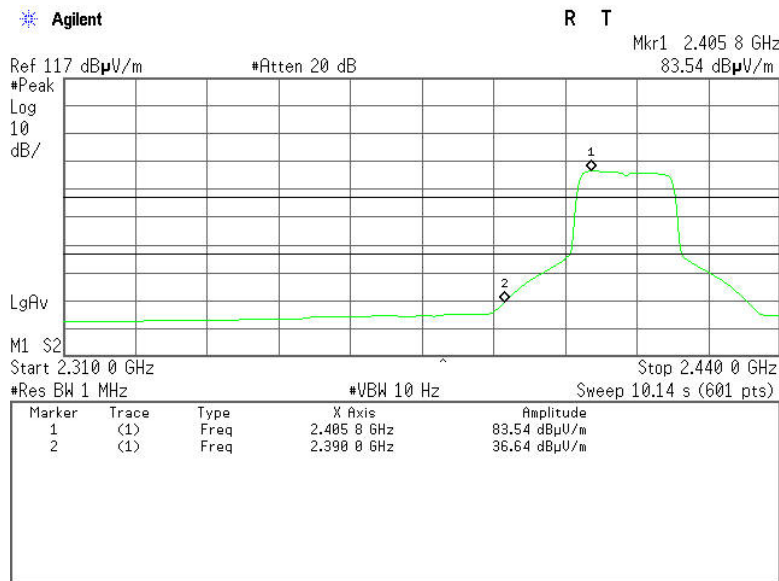
Detector mode: Peak

Polarity: Vertical



Detector mode: Average

Polarity: Vertical



No.	Frequency (MHz)	Reading (dBuV)	Corrected (dB)	Result (dBuV)	Limit (dBuV)	Margin (dB)	Detector	Antenna Pole
1	2390.0000	49.48	-6.60	56.08	74.00	-17.92	Peak	Vertical
2	2390.0000	30.04	-6.60	36.64	54.00	-17.36	AVG	Vertical