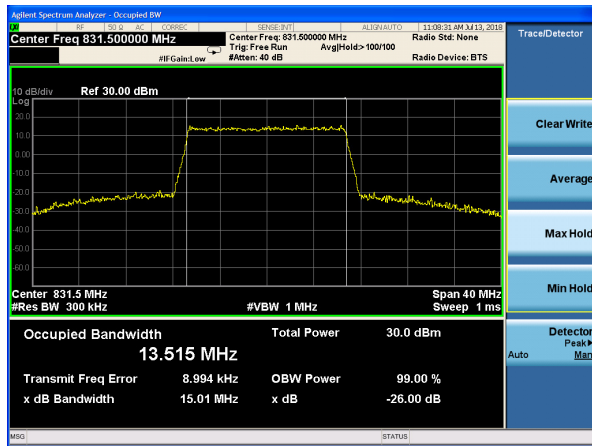
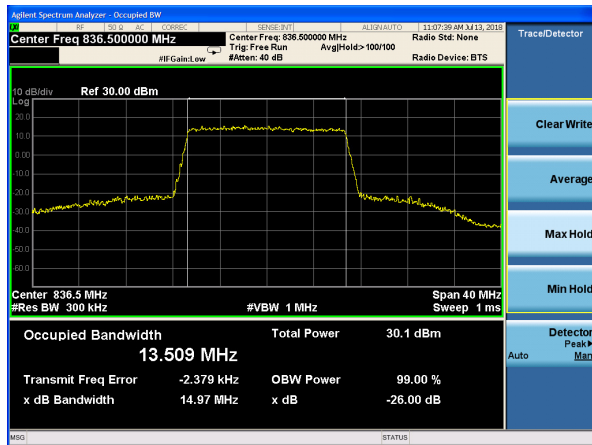




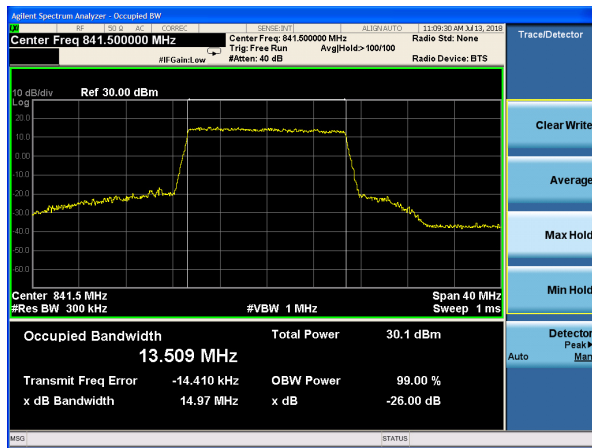
LTE Band 26 64QAM 15MHz CH-Low



LTE Band 26 64QAM 15MHz CH-Middle



LTE Band 26 64QAM 15MHz CH-High



5.4. Band Edge Compliance

Ambient condition

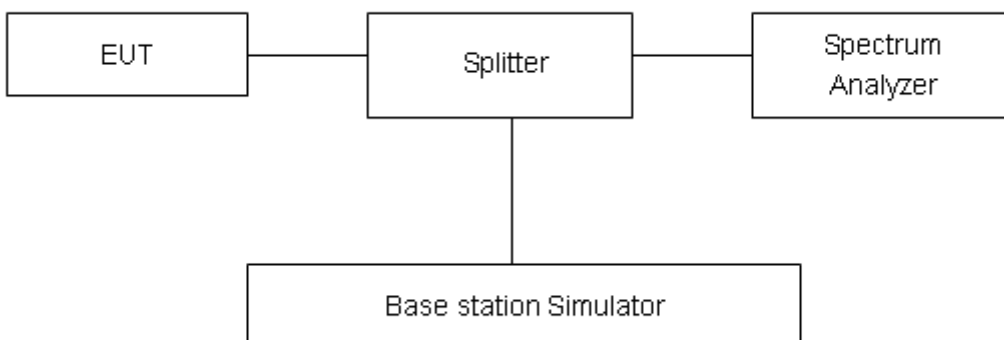
Temperature	Relative humidity	Pressure
23°C ~25°C	45%~50%	101.5kPa

Method of Measurement

The EUT was connected to Spectrum Analyzer and Base Station Simulator via power Splitter. The band edge of the lowest and highest channels were measured. The average detector is used.

RBW is set to 15 kHz, VBW is set to 51 kHz for LTE Band 26 (1.4MHz),
 RBW is set to 30 kHz, VBW is set to 100 kHz for LTE Band 26 (3MHz),
 RBW is set to 51 kHz, VBW is set to 160 kHz for LTE Band 26 (5MHz),
 RBW is set to 100 kHz, VBW is set to 300 kHz for LTE Band 26 (10MHz),
 RBW is set to 150 kHz, VBW is set to 510kHz for LTE Band 26 (15MHz).
 Spectrum analyzer plots are included on the following pages.

Test Setup



Limits

Rule Part 22.917(a) specifies that “The power of any emission outside of the authorized operating frequency ranges must be attenuated below the transmitting power (P) by a factor of at least 43 + 10 log (P) dB.”

Limit	-13 dBm
-------	---------

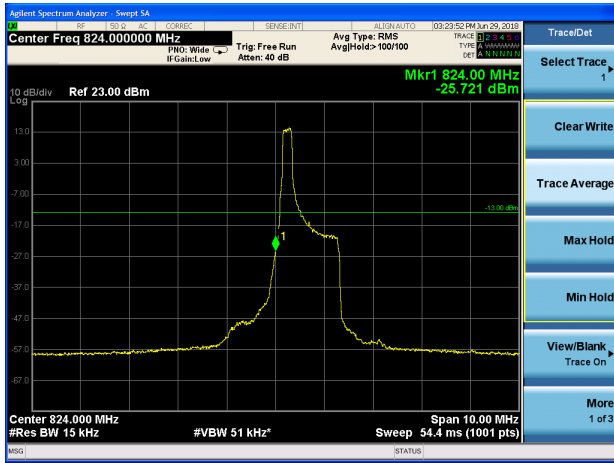
Measurement Uncertainty

The assessed measurement uncertainty to ensure 95% confidence level for the normal distribution is with the coverage factor $k = 1.96$, $U=0.684$ dB.

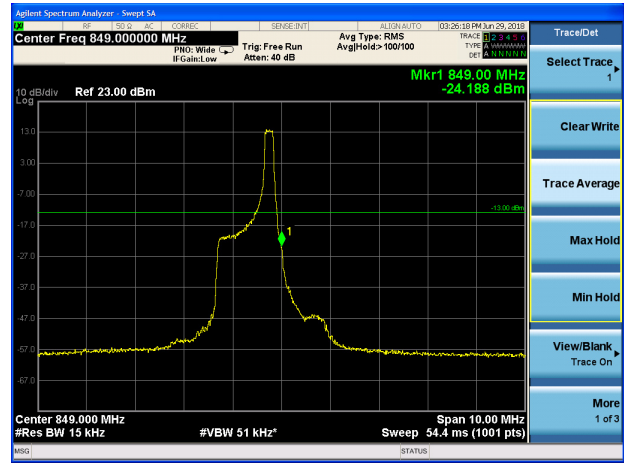


Test Result:

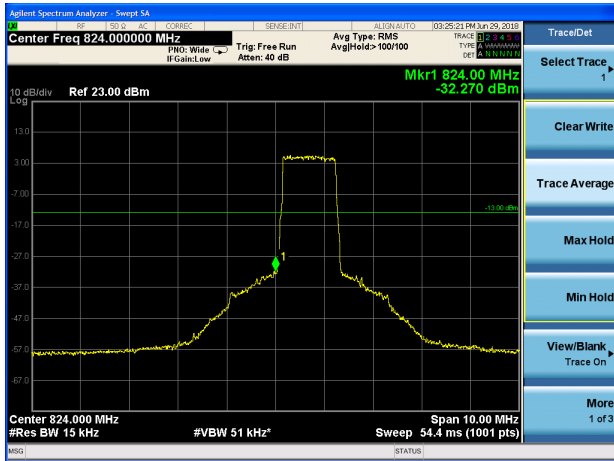
LTE Band 26 QPSK 1.4MHz CH-Low 1RB



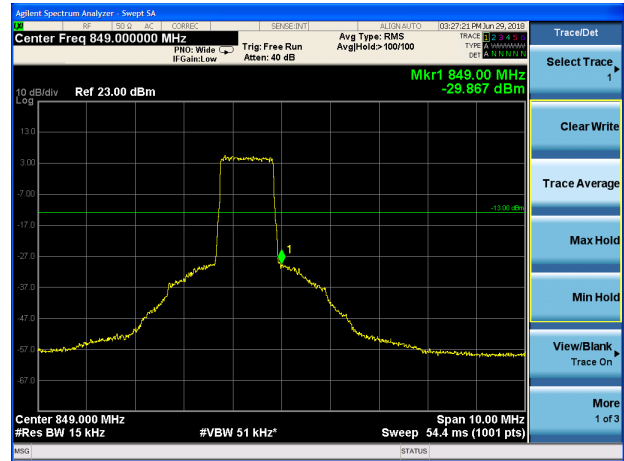
LTE Band 26 QPSK 1.4MHz CH-High 1RB



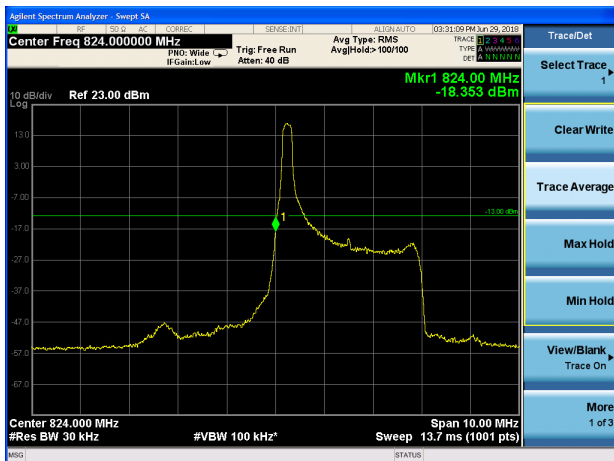
LTE Band 26 QPSK 1.4MHz CH-Low 100%RB



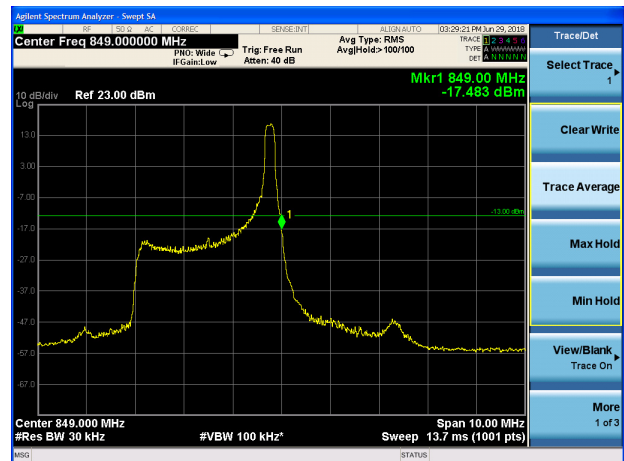
LTE Band 26 QPSK 1.4MHz CH-High 100%RB



LTE Band 26 QPSK 3MHz CH-Low 1RB

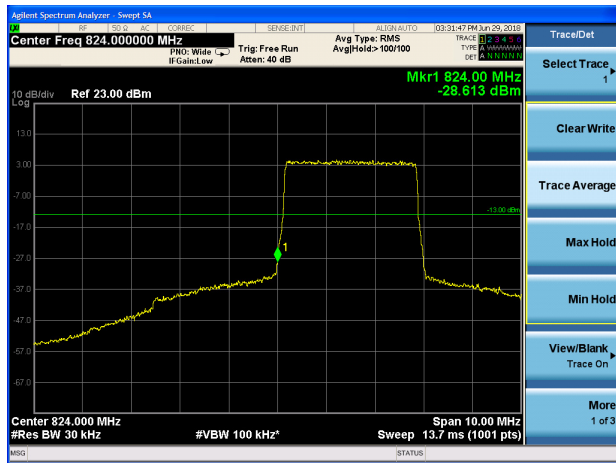


LTE Band 26 QPSK 3MHz CH-High 1RB

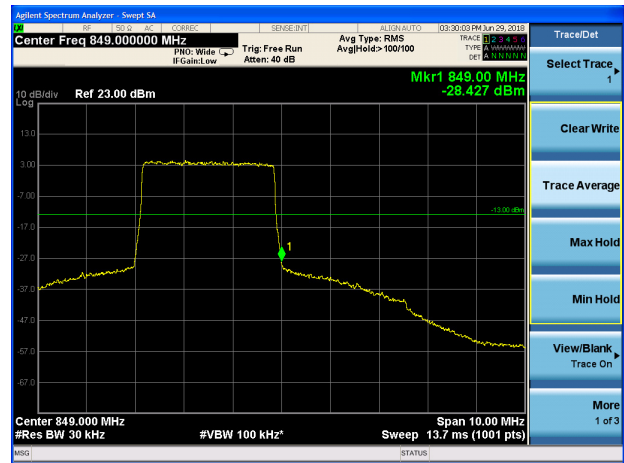




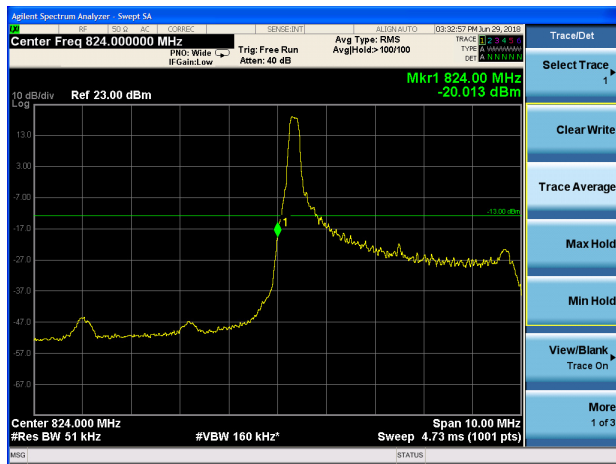
LTE Band 26 QPSK 3MHz CH-Low 100%RB



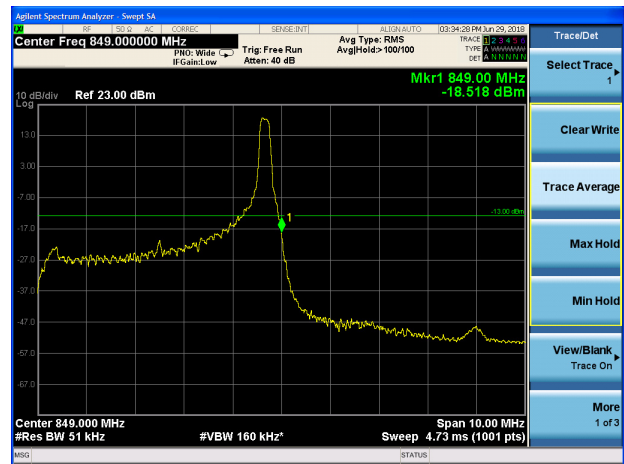
LTE Band 26 QPSK 3MHz CH-High 100%RB



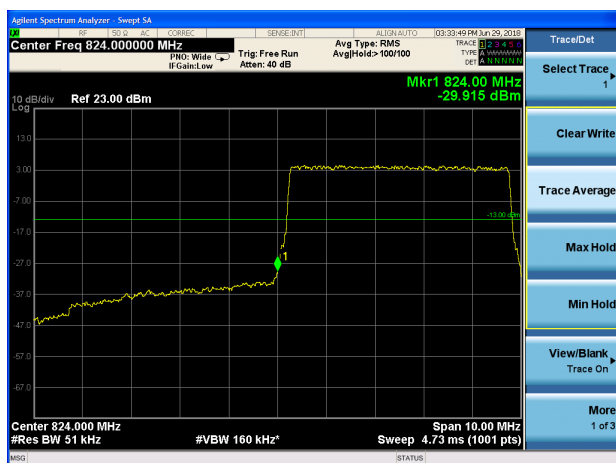
LTE Band 26 QPSK 5MHz CH-Low 1RB



LTE Band 26 QPSK 5MHz CH-High 1RB



LTE Band 26 QPSK 5MHz CH-Low 100%RB



LTE Band 26 QPSK 5MHz CH-High 100%RB

