



5.1.1.1.6.1.4 Test RB = RB100#0





5.1.1.1.6.2 Test Channel = HCH

5.1.1.1.6.2.1 Test RB = RB1#0





5.1.1.1.6.2.2 Test RB = RB1#99





5.1.1.1.6.2.3 Test RB = RB50#25





5.1.1.1.6.2.4 Test RB = RB100#0



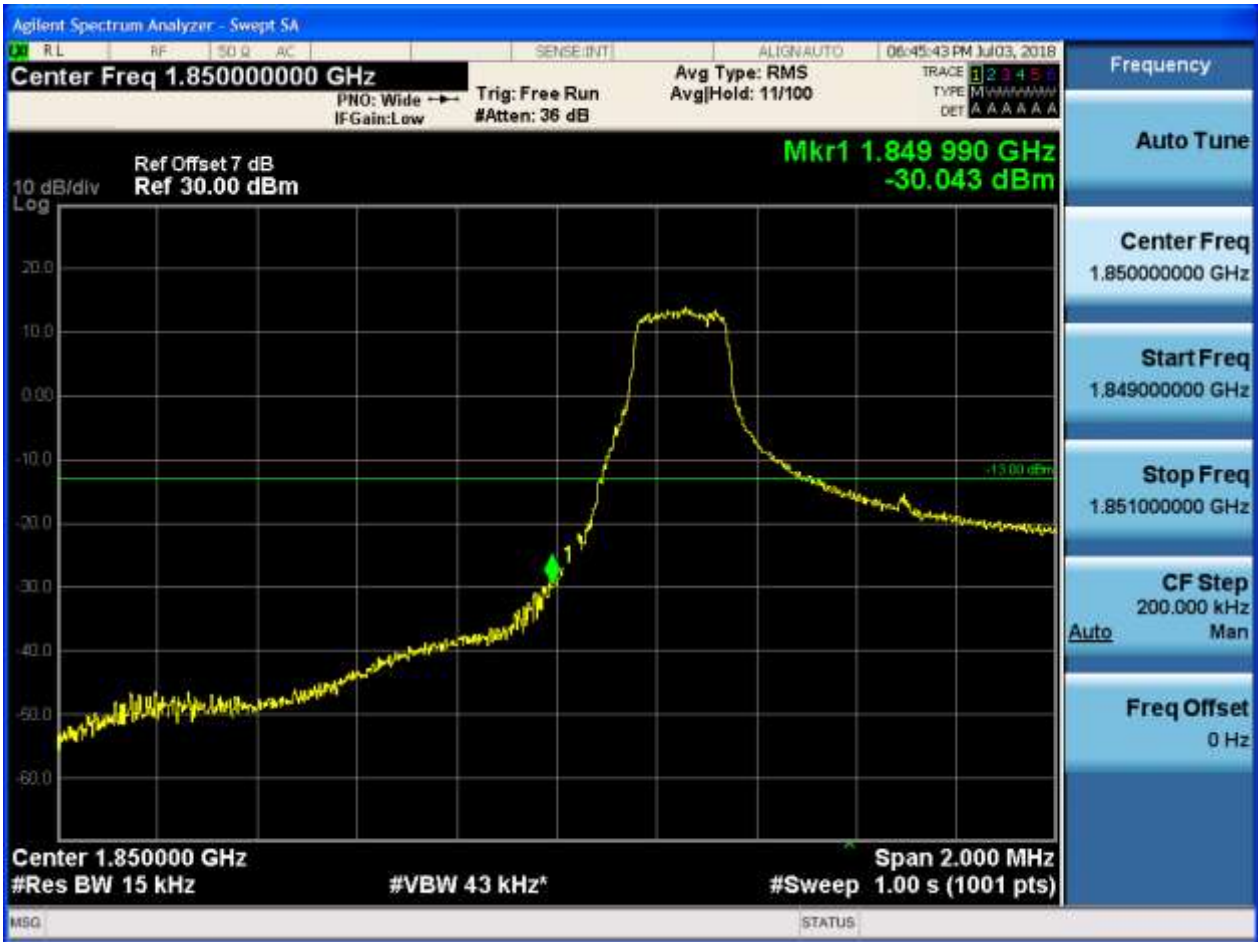


5.1.1.2 Test Mode = LTE/TM2

5.1.1.2.1 Test Bandwidth = 1.4

5.1.1.2.1.1 Test Channel = LCH

5.1.1.2.1.1.1 Test RB = RB1#0





5.1.1.2.1.1.2 Test RB = RB1#5





5.1.1.2.1.1.3 Test RB = RB3#2





5.1.1.2.1.1.4 Test RB = RB6#0





5.1.1.2.1.2 Test Channel = HCH

5.1.1.2.1.2.1 Test RB = RB1#0





5.1.1.2.1.2.2 Test RB = RB1#5





5.1.1.2.1.2.3 Test RB = RB3#2





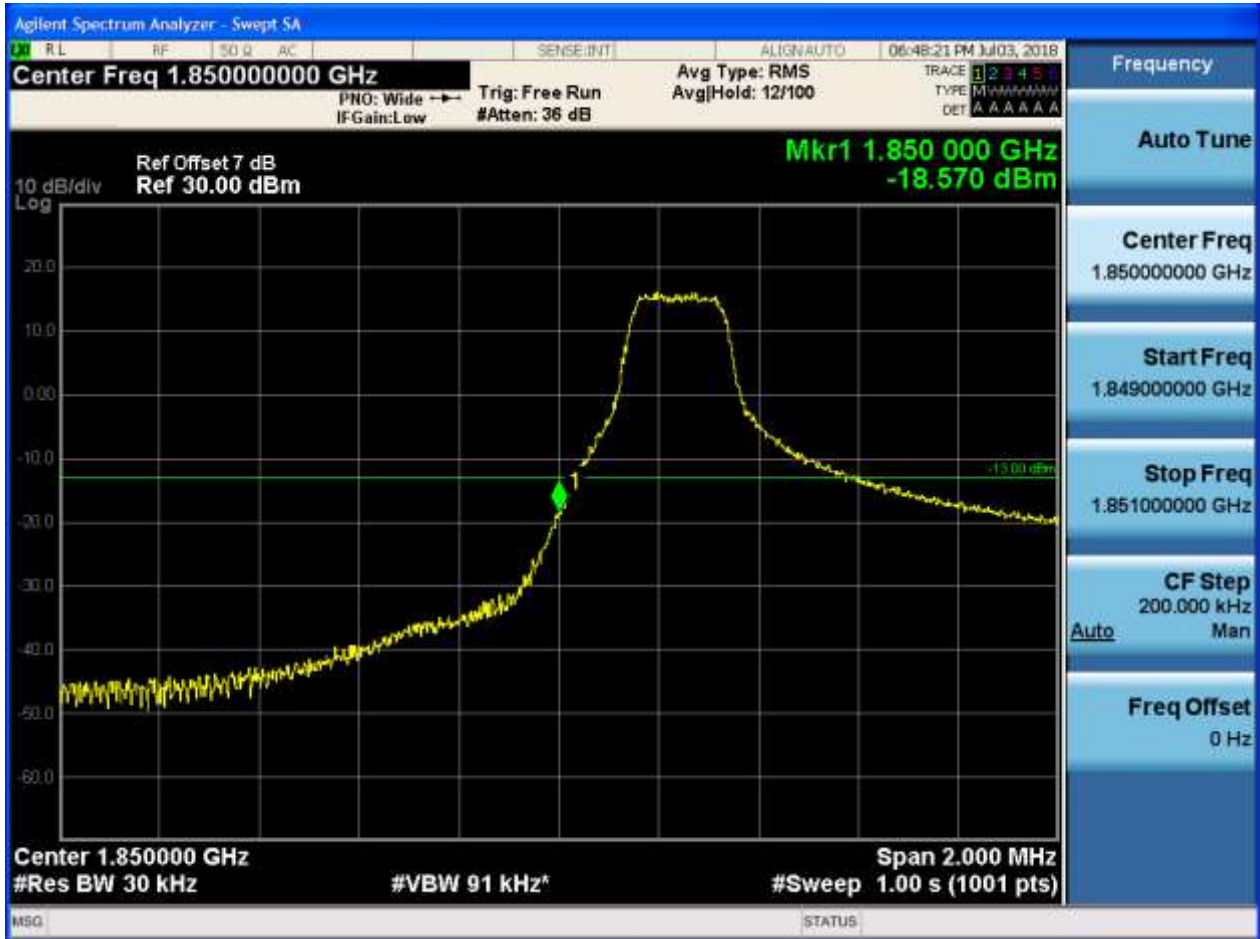
5.1.1.2.1.2.4 Test RB = RB6#0



5.1.1.2.2 Test Bandwidth = 3

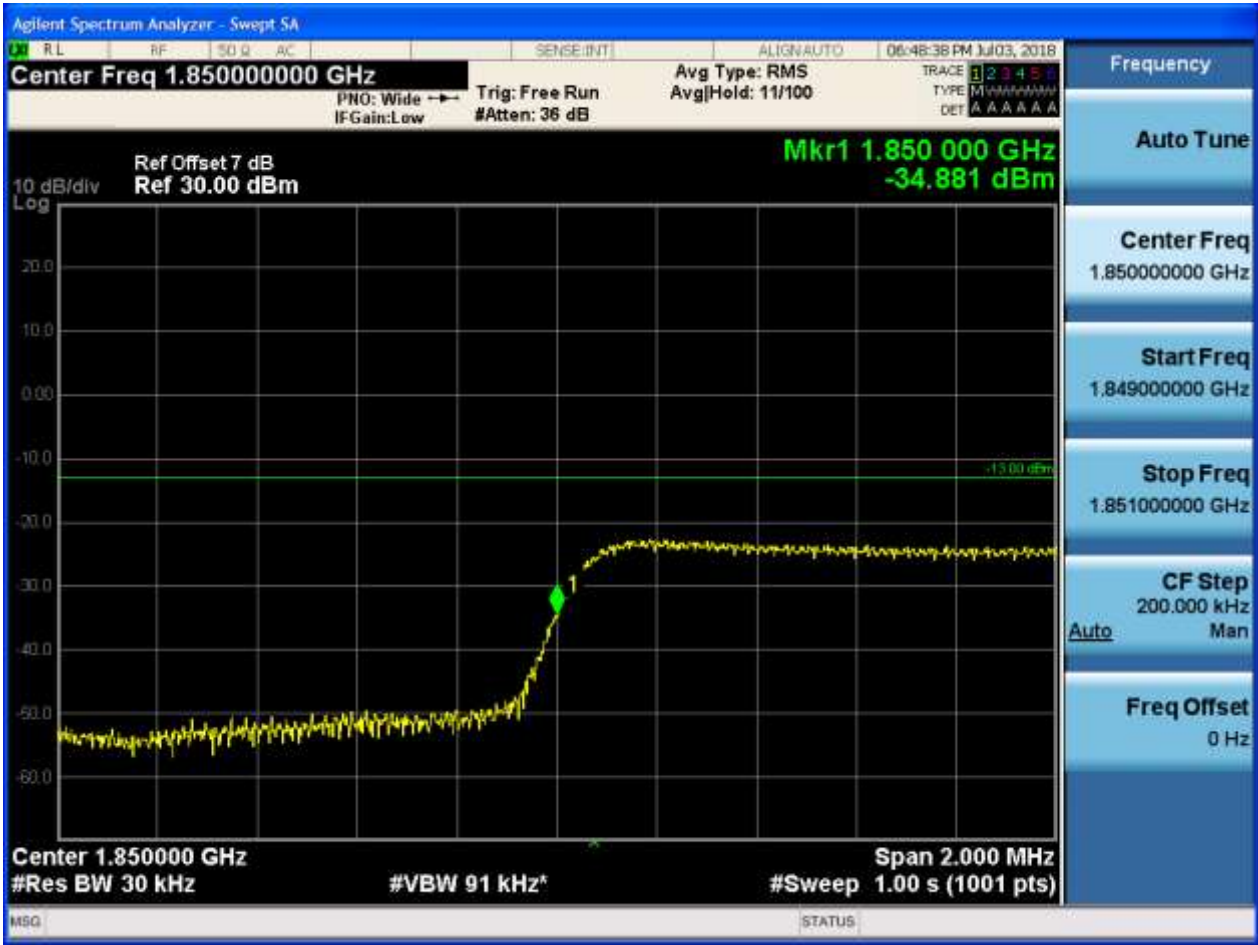
5.1.1.2.2.1 Test Channel = LCH

5.1.1.2.2.1.1 Test RB = RB1#0





5.1.1.2.2.1.2 Test RB = RB1#14





5.1.1.2.2.1.3 Test RB = RB8#4





5.1.1.2.2.1.4 Test RB = RB15#0





5.1.1.2.2.2 Test Channel = HCH

5.1.1.2.2.2.1 Test RB = RB1#0





5.1.1.2.2.2 Test RB = RB1#14





5.1.1.2.2.2.3 Test RB = RB8#4





5.1.1.2.2.4 Test RB = RB15#0

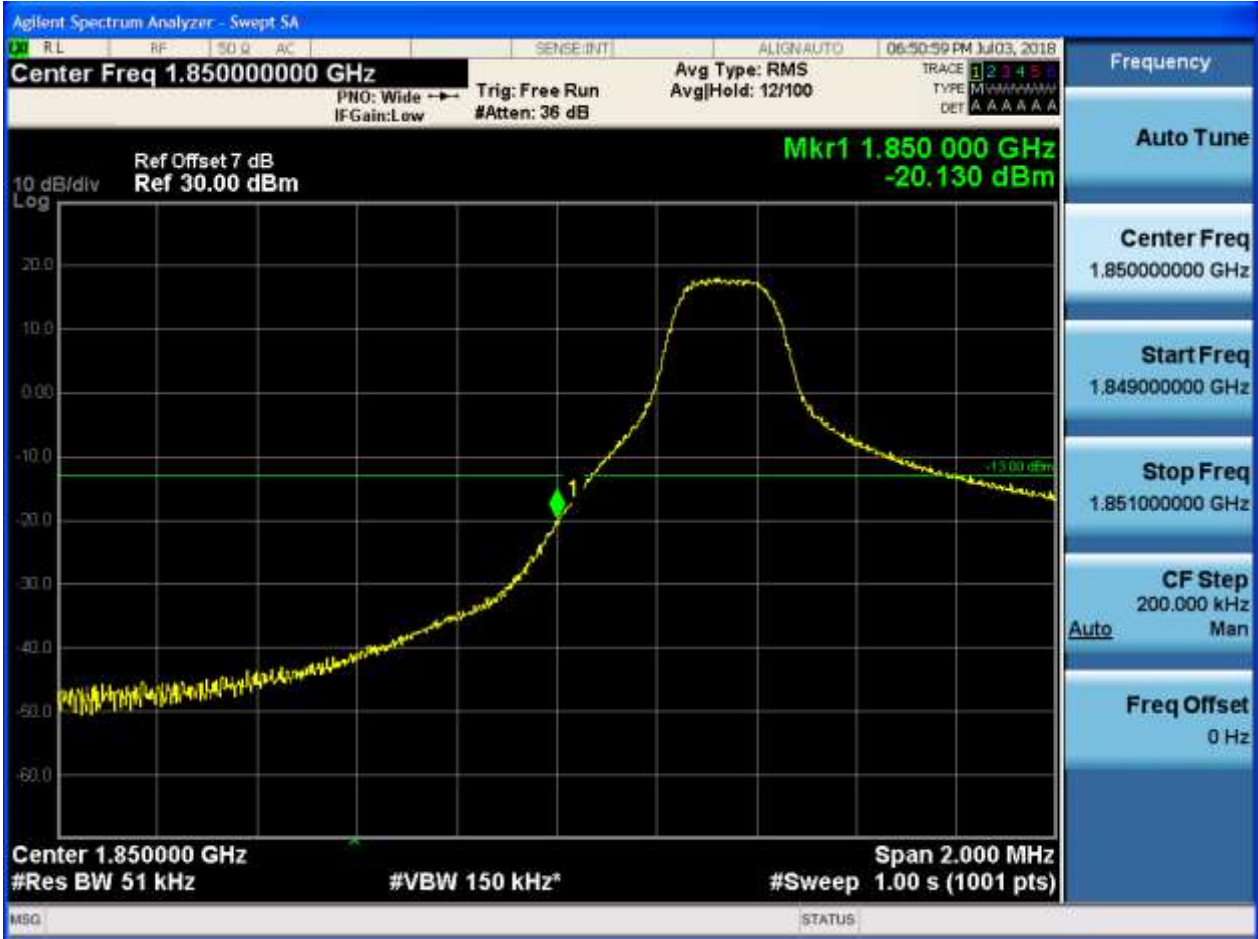




5.1.1.2.3 Test Bandwidth = 5

5.1.1.2.3.1 Test Channel = LCH

5.1.1.2.3.1.1 Test RB = RB1#0





5.1.1.2.3.1.2 Test RB = RB1#24





5.1.1.2.3.1.3 Test RB = RB12#6





5.1.1.2.3.1.4 Test RB = RB25#0





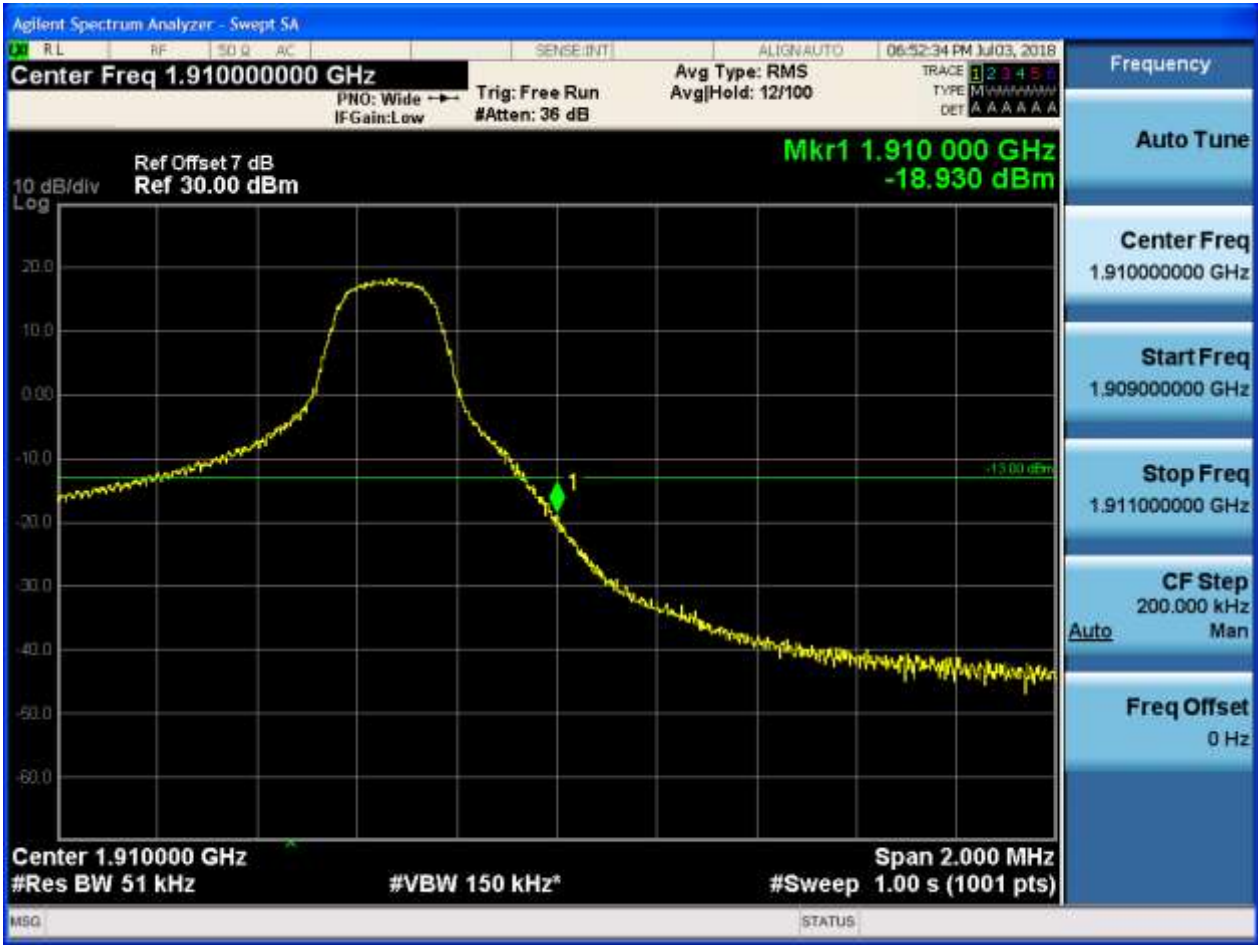
5.1.1.2.3.2 Test Channel = HCH

5.1.1.2.3.2.1 Test RB = RB1#0



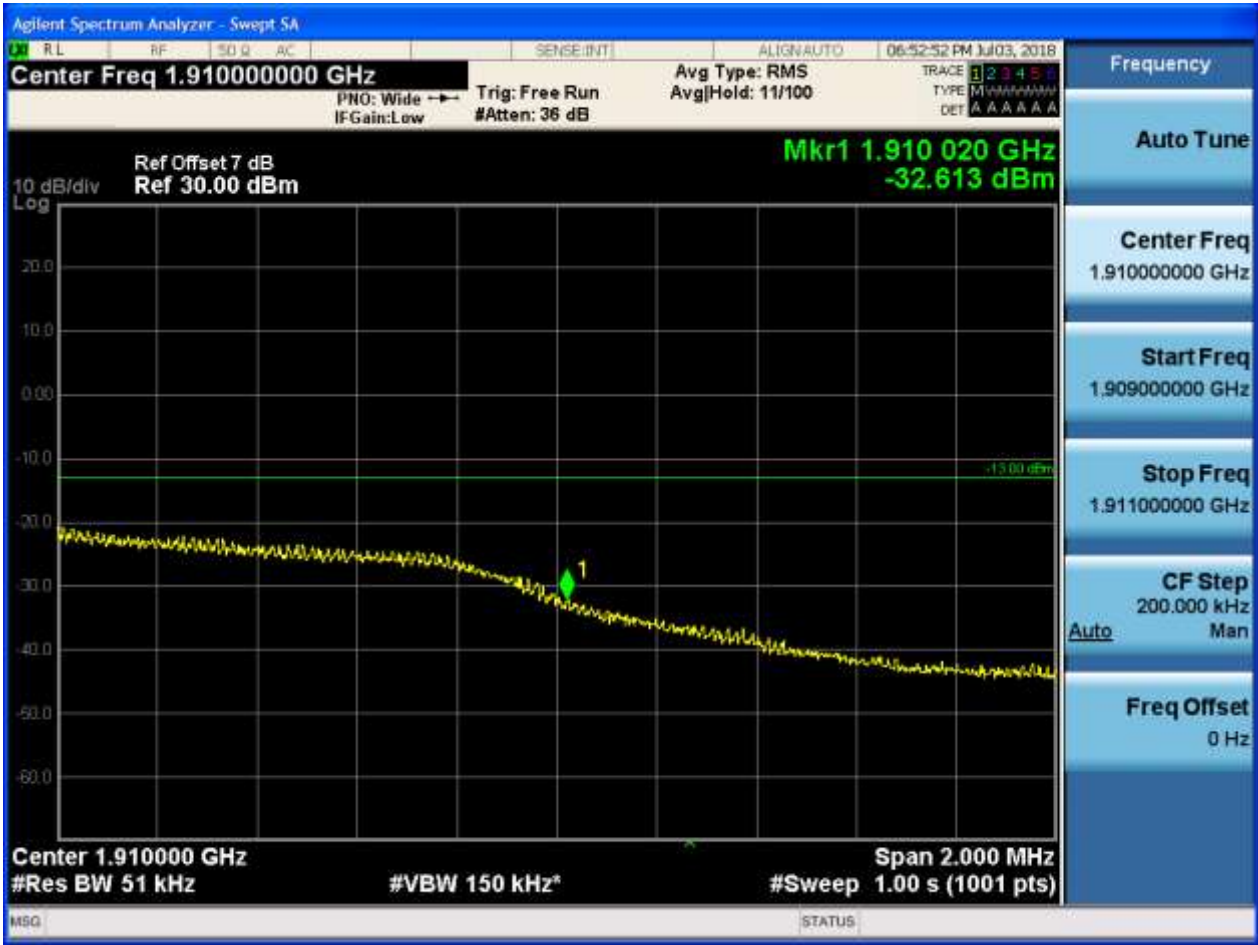


5.1.1.2.3.2.2 Test RB = RB1#24





5.1.1.2.3.2.3 Test RB = RB12#6





5.1.1.2.3.2.4 Test RB = RB25#0





5.1.1.2.4 Test Bandwidth = 10

5.1.1.2.4.1 Test Channel = LCH

5.1.1.2.4.1.1 Test RB = RB1#0





5.1.1.2.4.1.2 Test RB = RB1#49





5.1.1.2.4.1.3 Test RB = RB25#13





5.1.1.2.4.1.4 Test RB = RB50#0





5.1.1.2.4.2 Test Channel = HCH

5.1.1.2.4.2.1 Test RB = RB1#0





5.1.1.2.4.2.2 Test RB = RB1#49





5.1.1.2.4.2.3 Test RB = RB25#13





5.1.1.2.4.2.4 Test RB = RB50#0





5.1.1.2.5 Test Bandwidth = 15

5.1.1.2.5.1 Test Channel = LCH

5.1.1.2.5.1.1 Test RB = RB1#0





5.1.1.2.5.1.2 Test RB = RB1#74





5.1.1.2.5.1.3 Test RB = RB38#19





5.1.1.2.5.1.4 Test RB = RB75#0





5.1.1.2.5.2 Test Channel = HCH

5.1.1.2.5.2.1 Test RB = RB1#0





5.1.1.2.5.2.2 Test RB = RB1#74





5.1.1.2.5.2.3 Test RB = RB38#19





5.1.1.2.5.2.4 Test RB = RB75#0





5.1.1.2.6 Test Bandwidth = 20

5.1.1.2.6.1 Test Channel = LCH

5.1.1.2.6.1.1 Test RB = RB1#0





5.1.1.2.6.1.2 Test RB = RB1#99





5.1.1.2.6.1.3 Test RB = RB50#25





5.1.1.2.6.1.4 Test RB = RB100#0





5.1.1.2.6.2 Test Channel = HCH

5.1.1.2.6.2.1 Test RB = RB1#0





5.1.1.2.6.2.2 Test RB = RB1#99





5.1.1.2.6.2.3 Test RB = RB50#25





5.1.1.2.6.2.4 Test RB = RB100#0





6Appendix_F: Spurious Emission at Antenna Terminal

NOTE: For the averaged unwanted emissions measurements, the measurement points in each sweep is greater than twice the Span/RBW in order to ensure bin-to-bin spacing of $< RBW/2$ so that narrowband signals are not lost between frequency bins. As to the present test item, the "Measurement Points = $k * (Span / RBW)$ " with k between 4 and 5, which results in an acceptable level error of less than 0.5 dB.

Part I - Test Plots

6.1 For LTE

6.1.1 Test Band = BAND2

6.1.1.1 Test Mode = LTE/TM1

6.1.1.1.1 Test Bandwidth = 1.4

6.1.1.1.1.1 Test Channel = LCH

6.1.1.1.1.1.1 Test RB = RB1#0



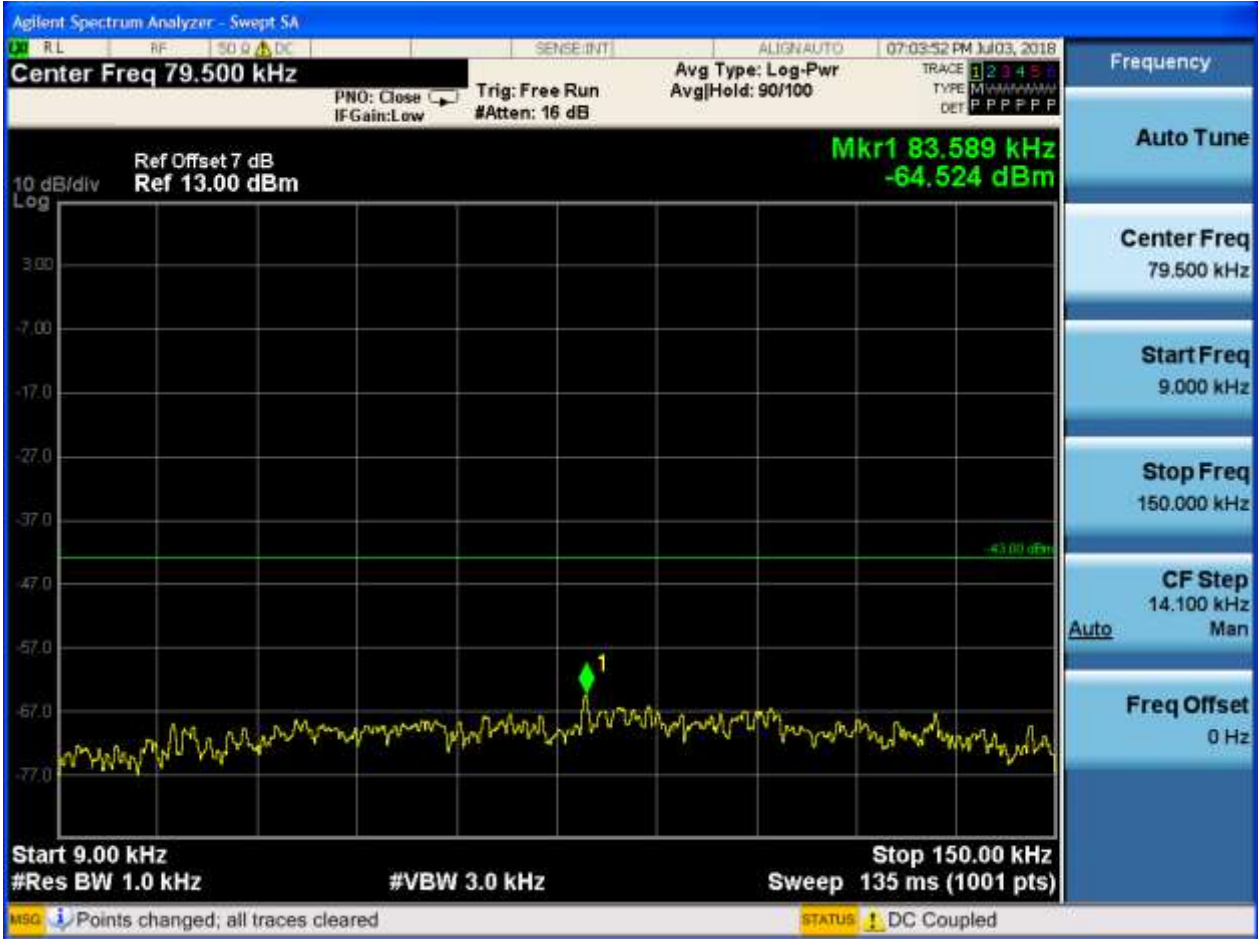






6.1.1.1.1.2 Test Channel = MCH

6.1.1.1.1.2.1 Test RB = RB1#0









6.1.1.1.1.3 Test Channel = HCH

6.1.1.1.1.3.1 Test RB = RB1#0









6.1.1.1.2 Test Bandwidth = 3

6.1.1.1.2.1 Test Channel = LCH

6.1.1.1.2.1.1 Test RB = RB1#0









6.1.1.1.2.2 Test Channel = MCH

6.1.1.1.2.2.1 Test RB = RB1#0



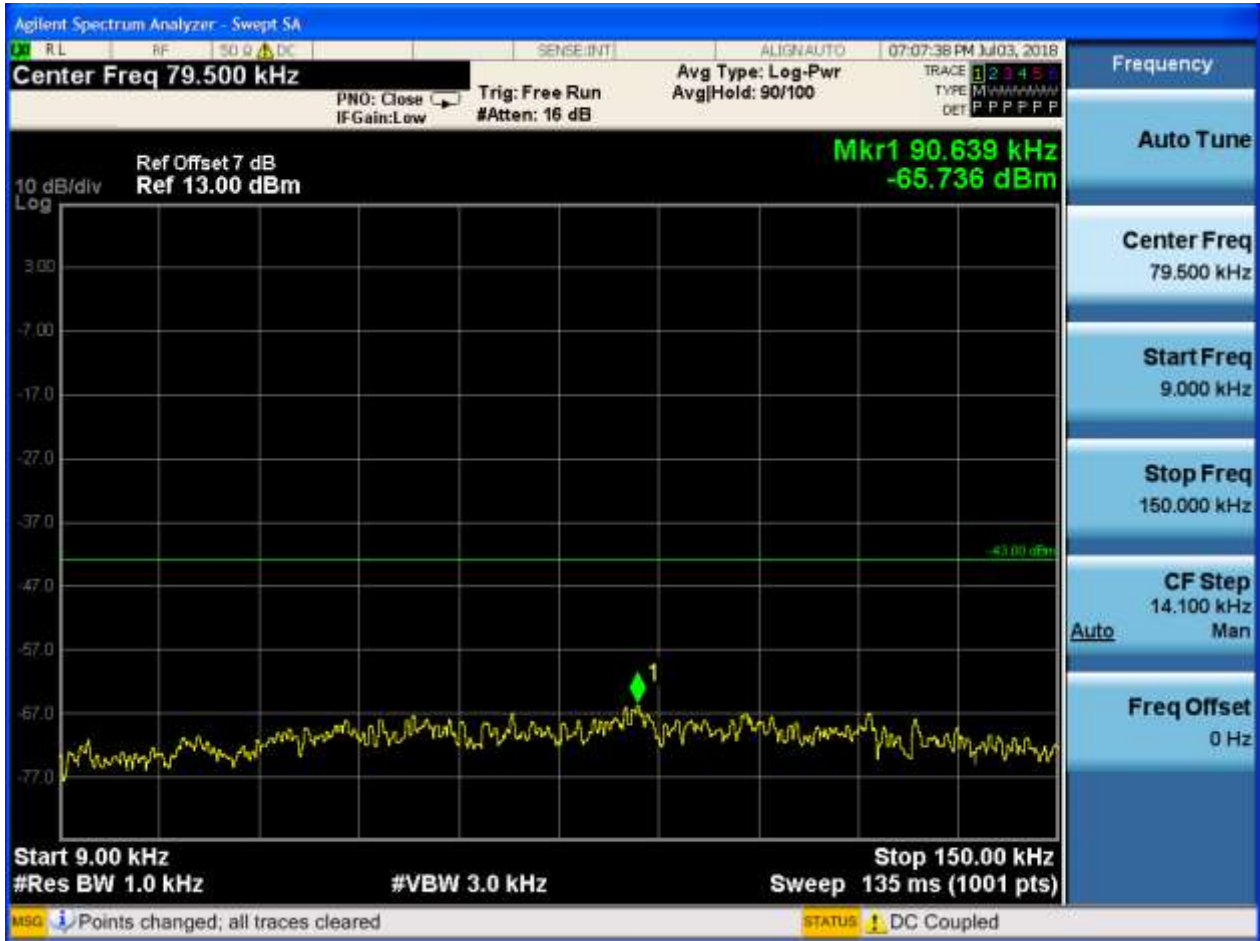






6.1.1.1.2.3 Test Channel = HCH

6.1.1.1.2.3.1 Test RB = RB1#0









6.1.1.1.3 Test Bandwidth = 5

6.1.1.1.3.1 Test Channel = LCH

6.1.1.1.3.1.1 Test RB = RB1#0



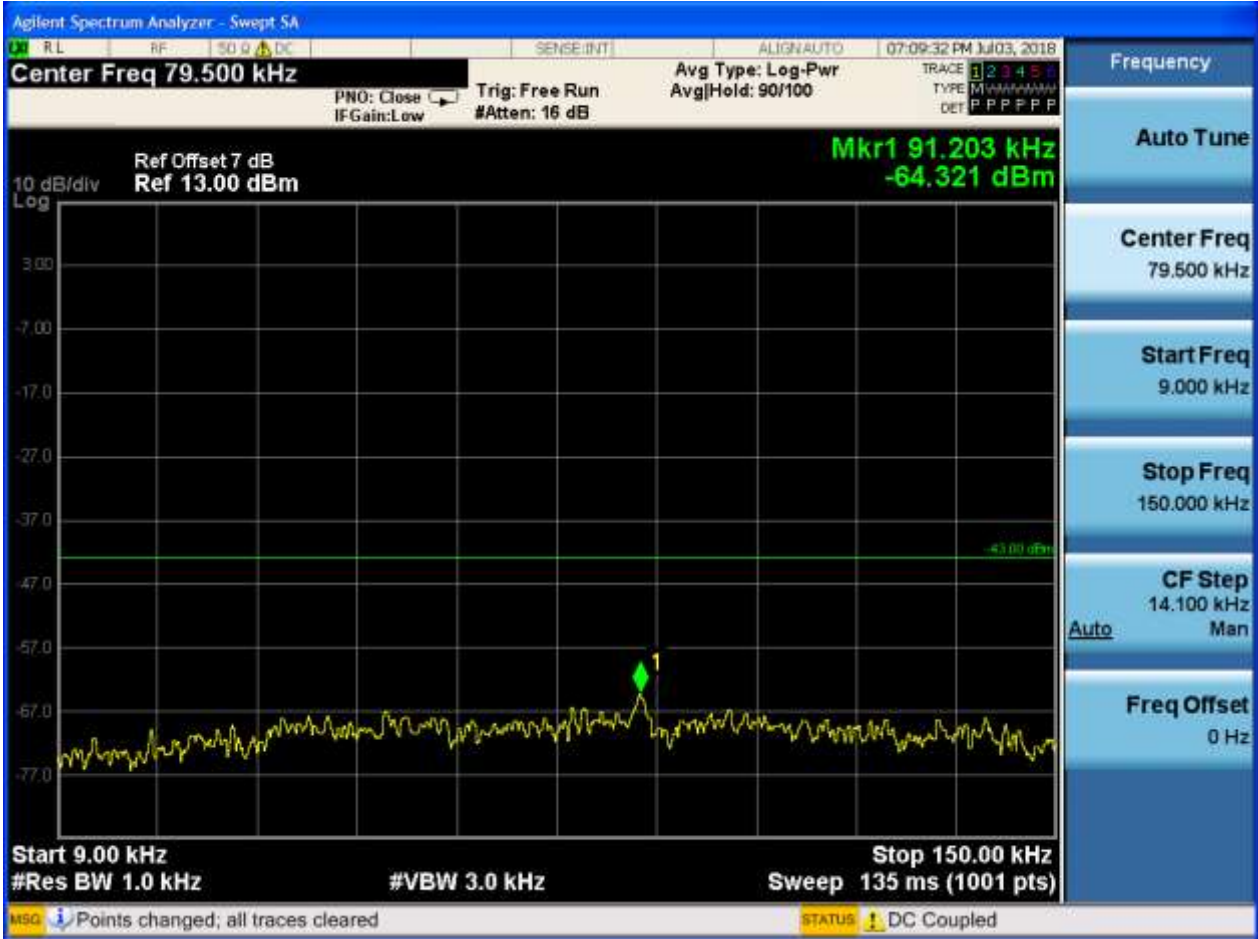






6.1.1.1.3.2 Test Channel = MCH

6.1.1.1.3.2.1 Test RB = RB1#0

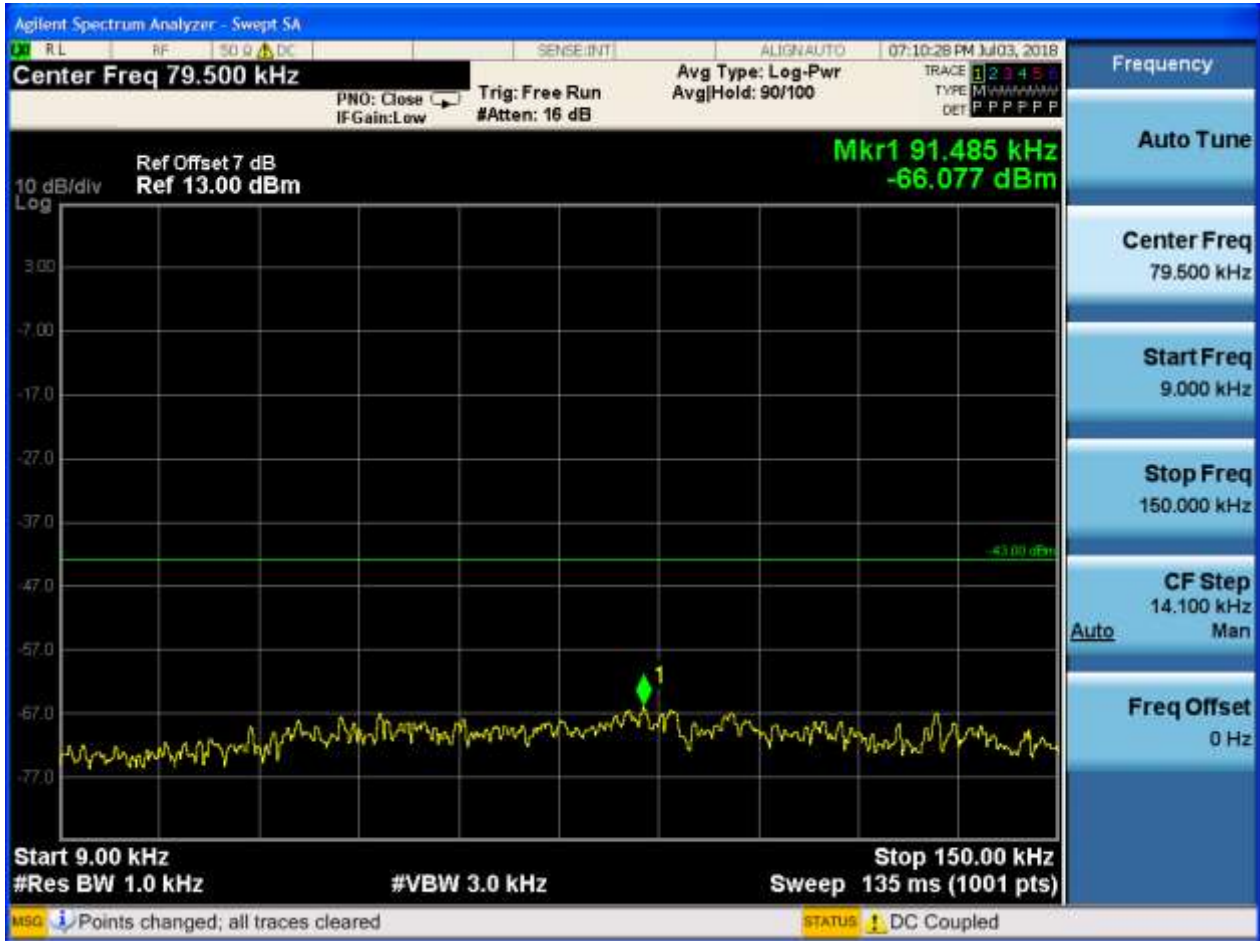






6.1.1.1.3.3 Test Channel = HCH

6.1.1.1.3.3.1 Test RB = RB1#0



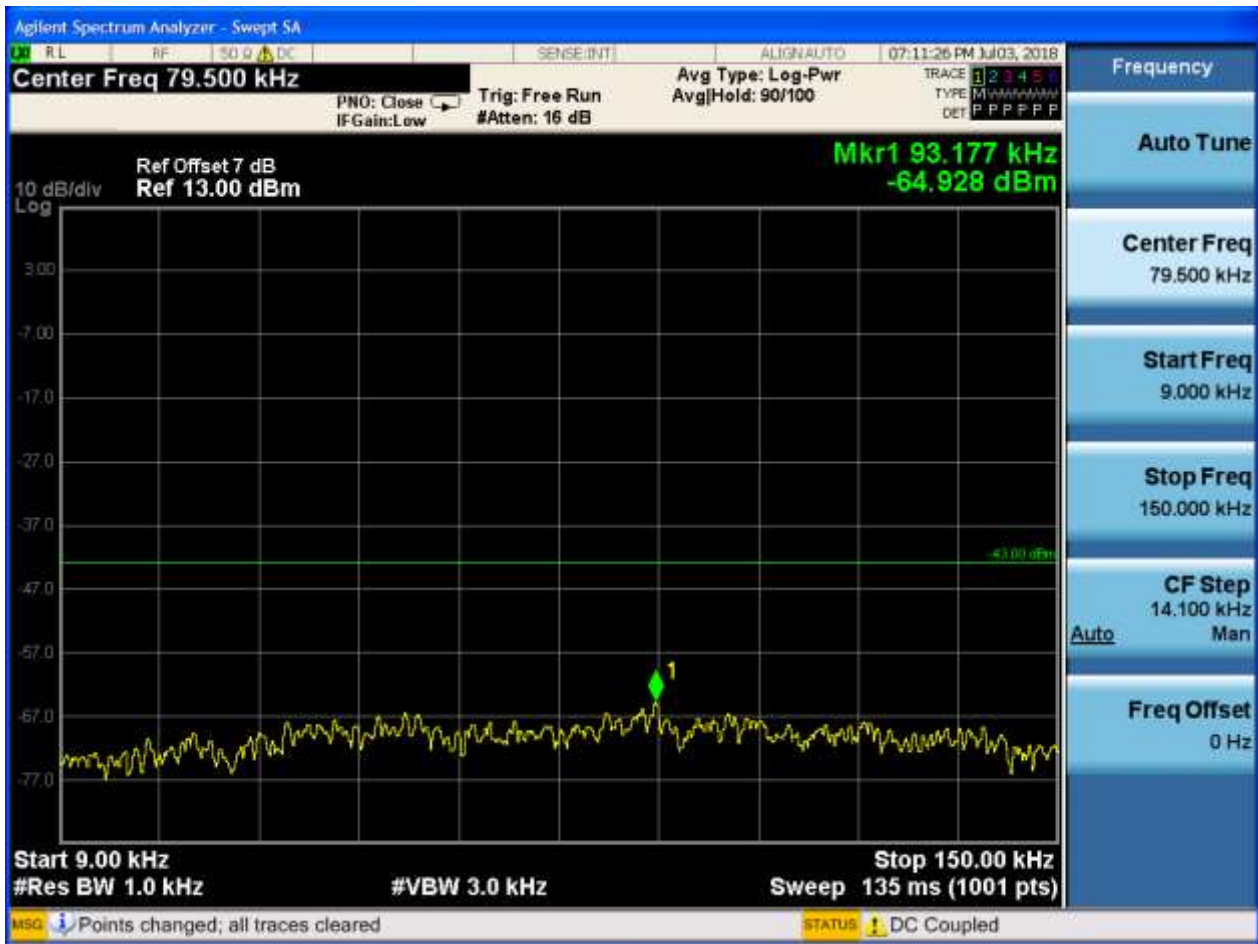




6.1.1.1.4 Test Bandwidth = 10

6.1.1.1.4.1 Test Channel = LCH

6.1.1.1.4.1.1 Test RB = RB1#0









6.1.1.1.4.2 Test Channel = MCH

6.1.1.1.4.2.1 Test RB = RB1#0







6.1.1.1.4.3 Test Channel = HCH

6.1.1.1.4.3.1 Test RB = RB1#0





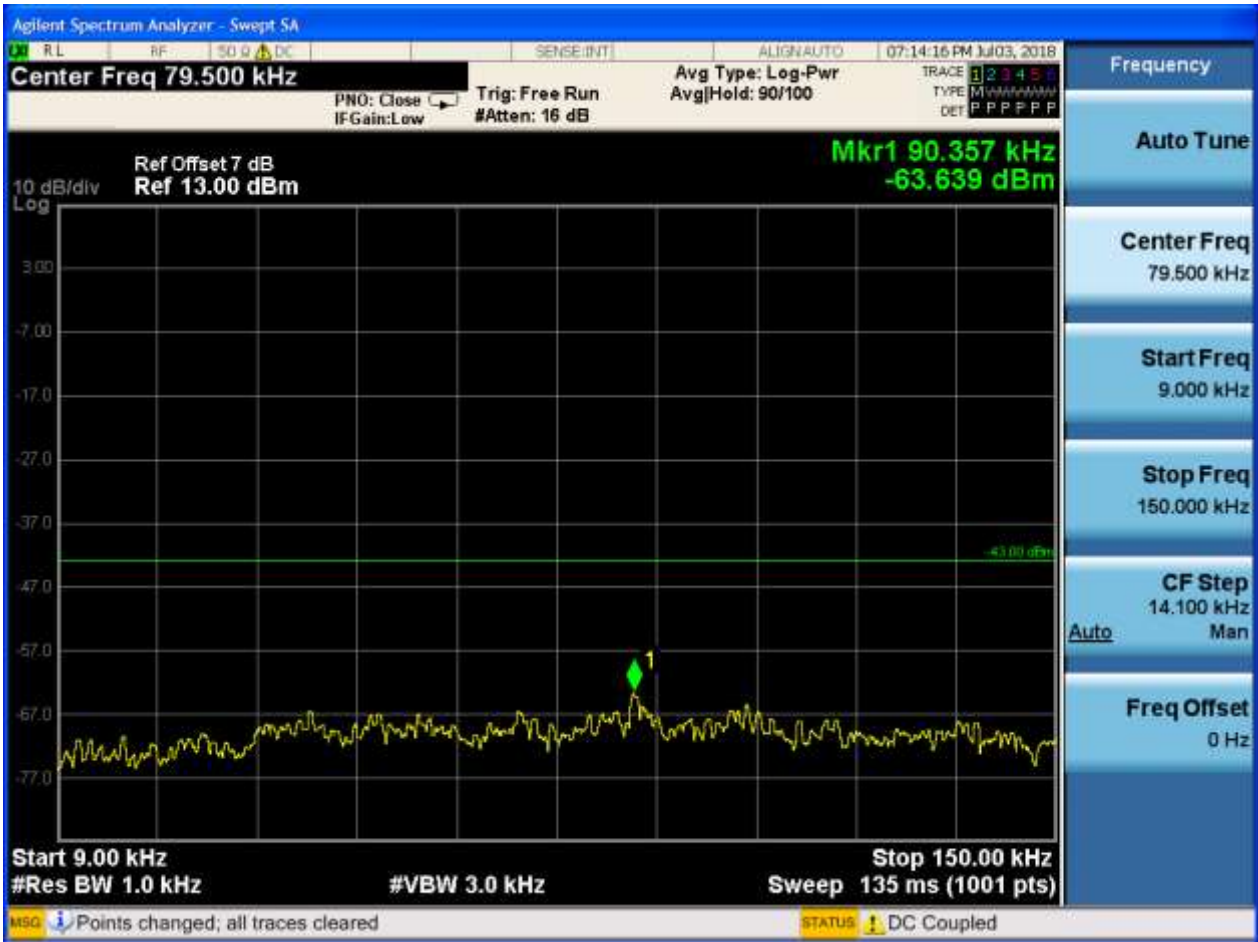




6.1.1.1.5 Test Bandwidth = 15

6.1.1.1.5.1 Test Channel = LCH

6.1.1.1.5.1.1 Test RB = RB1#0



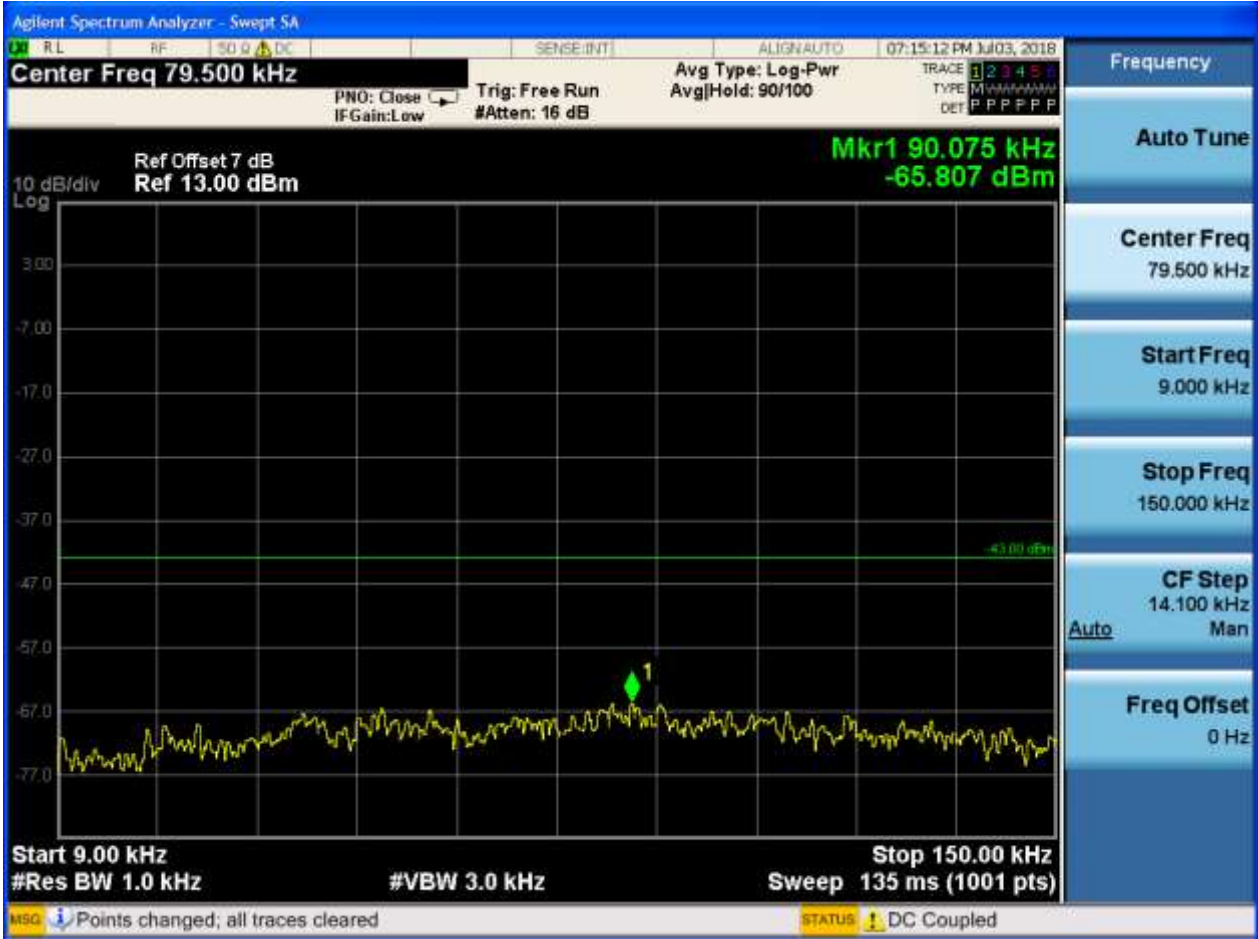






6.1.1.1.5.2 Test Channel = MCH

6.1.1.1.5.2.1 Test RB = RB1#0







6.1.1.1.5.3 Test Channel = HCH

6.1.1.1.5.3.1 Test RB = RB1#0









6.1.1.1.6 Test Bandwidth = 20

6.1.1.1.6.1 Test Channel = LCH

6.1.1.1.6.1.1 Test RB = RB1#0









6.1.1.1.6.2 Test Channel = MCH

6.1.1.1.6.2.1 Test RB = RB1#0







6.1.1.1.6.3 Test Channel = HCH

6.1.1.1.6.3.1 Test RB = RB1#0









6.1.1.2 Test Mode = LTE/TM2

6.1.1.2.1 Test Bandwidth = 1.4

6.1.1.2.1.1 Test Channel = LCH

6.1.1.2.1.1.1 Test RB = RB1#0









6.1.1.2.1.2 Test Channel = MCH

6.1.1.2.1.2.1 Test RB = RB1#0

