



Appendix for test report

1Appendix_A: Effective (Isotropic) Radiated Power Output Data

Part I - Test Results

Test Band(LTE)	Test Mode	Test Bandwidth	Test Channel	Test RB	Measured [dBm]	ERP [dBm]	Limit [dBm]	Verdict
BAND5	LTE/TM1	1.4	LCH	RB1#0	23.62	19.37	38.5	PASS
				RB1#3	23.78	19.53	38.5	PASS
				RB1#5	23.66	19.41	38.5	PASS
				RB3#0	23.71	19.46	38.5	PASS
				RB3#2	23.7	19.45	38.5	PASS
				RB3#3	23.69	19.44	38.5	PASS
				RB6#0	22.64	18.39	38.5	PASS
			MCH	RB1#0	23.54	19.29	38.5	PASS
				RB1#3	23.8	19.55	38.5	PASS
				RB1#5	23.61	19.36	38.5	PASS
				RB3#0	23.69	19.44	38.5	PASS
				RB3#2	23.76	19.51	38.5	PASS
				RB3#3	23.74	19.49	38.5	PASS
				RB6#0	22.69	18.44	38.5	PASS
			HCH	RB1#0	23.62	19.37	38.5	PASS
				RB1#3	23.81	19.56	38.5	PASS
				RB1#5	23.63	19.38	38.5	PASS
				RB3#0	23.77	19.52	38.5	PASS
				RB3#2	23.73	19.48	38.5	PASS
				RB3#3	23.71	19.46	38.5	PASS
				RB6#0	22.69	18.44	38.5	PASS
		3	LCH	RB1#0	23.64	19.39	38.5	PASS
				RB1#7	23.84	19.59	38.5	PASS
				RB1#14	23.71	19.46	38.5	PASS
				RB8#0	22.69	18.44	38.5	PASS
				RB8#4	22.76	18.51	38.5	PASS
				RB8#7	22.69	18.44	38.5	PASS
				RB15#0	22.67	18.42	38.5	PASS
			MCH	RB1#0	23.7	19.45	38.5	PASS
				RB1#7	23.79	19.54	38.5	PASS
				RB1#14	23.59	19.34	38.5	PASS
				RB8#0	22.66	18.41	38.5	PASS
				RB8#4	22.72	18.47	38.5	PASS
				RB8#7	22.67	18.42	38.5	PASS

				RB15#0	22.66	18.41	38.5	PASS
			HCH	RB1#0	23.73	19.48	38.5	PASS
				RB1#7	23.85	19.6	38.5	PASS
				RB1#14	23.73	19.48	38.5	PASS
				RB8#0	22.69	18.44	38.5	PASS
				RB8#4	22.73	18.48	38.5	PASS
				RB8#7	22.66	18.41	38.5	PASS
				RB15#0	22.69	18.44	38.5	PASS
		5	LCH	RB1#0	23.68	19.43	38.5	PASS
				RB1#13	23.84	19.59	38.5	PASS
				RB1#24	23.66	19.41	38.5	PASS
				RB12#0	22.68	18.43	38.5	PASS
				RB12#6	22.76	18.51	38.5	PASS
				RB12#13	22.69	18.44	38.5	PASS
				RB25#0	22.72	18.47	38.5	PASS
			MCH	RB1#0	23.61	19.36	38.5	PASS
				RB1#13	23.77	19.52	38.5	PASS
				RB1#24	23.61	19.36	38.5	PASS
				RB12#0	22.71	18.46	38.5	PASS
				RB12#6	22.73	18.48	38.5	PASS
				RB12#13	22.66	18.41	38.5	PASS
				RB25#0	22.67	18.42	38.5	PASS
			HCH	RB1#0	23.59	19.34	38.5	PASS
				RB1#13	23.73	19.48	38.5	PASS
				RB1#24	23.59	19.34	38.5	PASS
				RB12#0	22.68	18.43	38.5	PASS
				RB12#6	22.77	18.52	38.5	PASS
				RB12#13	22.7	18.45	38.5	PASS
				RB25#0	22.69	18.44	38.5	PASS
		10	LCH	RB1#0	23.63	19.38	38.5	PASS
				RB1#25	23.77	19.52	38.5	PASS
				RB1#49	23.64	19.39	38.5	PASS
				RB25#0	22.73	18.48	38.5	PASS
				RB25#13	22.72	18.47	38.5	PASS
				RB25#25	22.76	18.51	38.5	PASS
				RB50#0	22.75	18.5	38.5	PASS
			MCH	RB1#0	23.6	19.35	38.5	PASS
				RB1#25	23.79	19.54	38.5	PASS
				RB1#49	23.66	19.41	38.5	PASS
				RB25#0	22.68	18.43	38.5	PASS
				RB25#13	22.68	18.43	38.5	PASS

	LTE/TM2			RB25#25	22.7	18.45	38.5	PASS
				RB50#0	22.67	18.42	38.5	PASS
			HCH	RB1#0	23.69	19.44	38.5	PASS
				RB1#25	23.85	19.6	38.5	PASS
				RB1#49	23.65	19.4	38.5	PASS
				RB25#0	22.77	18.52	38.5	PASS
				RB25#13	22.71	18.46	38.5	PASS
				RB25#25	22.7	18.45	38.5	PASS
				RB50#0	22.74	18.49	38.5	PASS
		1.4	LCH	RB1#0	22.84	18.59	38.5	PASS
				RB1#3	23.05	18.8	38.5	PASS
				RB1#5	22.94	18.69	38.5	PASS
				RB3#0	22.82	18.57	38.5	PASS
				RB3#2	22.85	18.6	38.5	PASS
				RB3#3	22.83	18.58	38.5	PASS
				RB6#0	21.8	17.55	38.5	PASS
			MCH	RB1#0	22.8	18.55	38.5	PASS
				RB1#3	23.02	18.77	38.5	PASS
				RB1#5	22.86	18.61	38.5	PASS
				RB3#0	22.76	18.51	38.5	PASS
				RB3#2	22.81	18.56	38.5	PASS
				RB3#3	22.75	18.5	38.5	PASS
				RB6#0	21.68	17.43	38.5	PASS
			HCH	RB1#0	22.7	18.45	38.5	PASS
				RB1#3	22.94	18.69	38.5	PASS
				RB1#5	22.76	18.51	38.5	PASS
				RB3#0	22.67	18.42	38.5	PASS
				RB3#2	22.65	18.4	38.5	PASS
				RB3#3	22.67	18.42	38.5	PASS
				RB6#0	21.69	17.44	38.5	PASS
		3	LCH	RB1#0	23.06	18.81	38.5	PASS
				RB1#7	23.22	18.97	38.5	PASS
				RB1#14	23.09	18.84	38.5	PASS
				RB8#0	21.8	17.55	38.5	PASS
				RB8#4	21.87	17.62	38.5	PASS
				RB8#7	21.83	17.58	38.5	PASS
				RB15#0	21.72	17.47	38.5	PASS
			MCH	RB1#0	22.91	18.66	38.5	PASS
				RB1#7	23.05	18.8	38.5	PASS
				RB1#14	22.83	18.58	38.5	PASS
				RB8#0	21.81	17.56	38.5	PASS

				RB8#4	21.86	17.61	38.5	PASS
				RB8#7	21.76	17.51	38.5	PASS
				RB15#0	21.78	17.53	38.5	PASS
			HCH	RB1#0	22.8	18.55	38.5	PASS
				RB1#7	22.91	18.66	38.5	PASS
				RB1#14	22.76	18.51	38.5	PASS
				RB8#0	21.8	17.55	38.5	PASS
				RB8#4	21.84	17.59	38.5	PASS
				RB8#7	21.78	17.53	38.5	PASS
				RB15#0	21.69	17.44	38.5	PASS
		5	LCH	RB1#0	22.83	18.58	38.5	PASS
				RB1#13	22.96	18.71	38.5	PASS
				RB1#24	22.86	18.61	38.5	PASS
				RB12#0	21.69	17.44	38.5	PASS
				RB12#6	21.8	17.55	38.5	PASS
				RB12#13	21.73	17.48	38.5	PASS
				RB25#0	21.71	17.46	38.5	PASS
			MCH	RB1#0	22.69	18.44	38.5	PASS
				RB1#13	22.78	18.53	38.5	PASS
				RB1#24	22.63	18.38	38.5	PASS
				RB12#0	21.63	17.38	38.5	PASS
				RB12#6	21.71	17.46	38.5	PASS
				RB12#13	21.66	17.41	38.5	PASS
				RB25#0	21.71	17.46	38.5	PASS
			HCH	RB1#0	23.13	18.88	38.5	PASS
				RB1#13	23.3	19.05	38.5	PASS
				RB1#24	23.18	18.93	38.5	PASS
				RB12#0	21.69	17.44	38.5	PASS
				RB12#6	21.79	17.54	38.5	PASS
				RB12#13	21.72	17.47	38.5	PASS
				RB25#0	21.71	17.46	38.5	PASS
		10	LCH	RB1#0	23.01	18.76	38.5	PASS
				RB1#25	23.21	18.96	38.5	PASS
				RB1#49	23.05	18.8	38.5	PASS
				RB25#0	21.74	17.49	38.5	PASS
				RB25#13	21.74	17.49	38.5	PASS
				RB25#25	21.76	17.51	38.5	PASS
				RB50#0	21.77	17.52	38.5	PASS
			MCH	RB1#0	22.86	18.61	38.5	PASS
				RB1#25	23.09	18.84	38.5	PASS
				RB1#49	22.85	18.6	38.5	PASS

				RB25#0	21.73	17.48	38.5	PASS
				RB25#13	21.74	17.49	38.5	PASS
				RB25#25	21.72	17.47	38.5	PASS
				RB50#0	21.72	17.47	38.5	PASS
			HCH	RB1#0	22.73	18.48	38.5	PASS
				RB1#25	22.94	18.69	38.5	PASS
				RB1#49	22.76	18.51	38.5	PASS
				RB25#0	21.85	17.6	38.5	PASS
				RB25#13	21.82	17.57	38.5	PASS
				RB25#25	21.8	17.55	38.5	PASS
				RB50#0	21.74	17.49	38.5	PASS

Note1:

a, For getting the ERP (Efficient Radiated Power) or EIRP (Efficient Isotropic Radiated Power) in substitution method, the following formula should be taken to calculate it,

$$\text{ERP [dBm]} = \text{SGP [dBm]} - \text{Cable Loss [dB]} + \text{Gain [dBd]}$$

$$\text{EIRP [dBm]} = \text{SGP [dBm]} - \text{Cable Loss [dB]} + \text{Gain [dBi]}$$

b, SGP = Signal Generator Level

Note2:

$$\text{SET Span} = 1.5 * \text{OBW}$$

$$\text{SET RBW} = 1\% \text{ of the OBW, not to exceed } 1\text{MHz}$$

$$\text{SET VBW} \geq 3 * \text{RBW}$$

SET Sweep time = auto - couple.

Detector: RMS

2Appendix_B: Peak-to-Average Ratio

Part I - Test Results

Test Band(For LTE)	Test Mode	Test Bandwidth (MHz)	Test Channel	Test RB	Measured[dB]	Limit [dB]	Verdict
Band5	LTE/TM1	1.4	LCH	RB1#0	5.35	13	PASS
				RB1#3	5.29	13	PASS
				RB1#5	5.40	13	PASS
				RB3#0	5.37	13	PASS
				RB3#2	5.38	13	PASS
				RB3#3	5.36	13	PASS
				RB6#0	6.30	13	PASS
			MCH	RB1#0	4.75	13	PASS
				RB1#3	4.63	13	PASS
				RB1#5	4.66	13	PASS
				RB3#0	5.60	13	PASS
				RB3#2	5.44	13	PASS
				RB3#3	5.47	13	PASS
				RB6#0	5.91	13	PASS
		3	HCH	RB1#0	5.29	13	PASS
				RB1#3	5.23	13	PASS
				RB1#5	5.24	13	PASS
				RB3#0	5.01	13	PASS
				RB3#2	4.99	13	PASS
				RB3#3	4.99	13	PASS
				RB6#0	5.75	13	PASS
			LCH	RB1#0	4.65	13	PASS
				RB1#7	4.67	13	PASS
				RB1#14	4.83	13	PASS
				RB8#0	5.80	13	PASS
				RB8#4	5.95	13	PASS
				RB8#7	6.06	13	PASS
			MCH	RB15#0	5.82	13	PASS
				RB1#0	5.12	13	PASS
				RB1#7	4.94	13	PASS
				RB1#14	4.93	13	PASS
				RB8#0	5.59	13	PASS
				RB8#4	5.30	13	PASS
				RB8#7	5.30	13	PASS

Test Band(For LTE)	Test Mode	Test Bandwidth (MHz)	Test Channel	Test RB	Measured[dB]	Limit [dB]	Verdict
				RB15#0	5.52	13	PASS
			HCH	RB1#0	4.96	13	PASS
				RB1#7	4.90	13	PASS
				RB1#14	4.91	13	PASS
				RB8#0	6.08	13	PASS
				RB8#4	6.24	13	PASS
				RB8#7	6.17	13	PASS
				RB15#0	5.97	13	PASS
		5	LCH	RB1#0	4.92	13	PASS
				RB1#13	5.08	13	PASS
				RB1#24	5.25	13	PASS
				RB12#0	5.76	13	PASS
				RB12#6	5.71	13	PASS
				RB12#13	5.99	13	PASS
				RB25#0	6.15	13	PASS
			MCH	RB1#0	5.27	13	PASS
				RB1#13	5.02	13	PASS
				RB1#24	4.92	13	PASS
				RB12#0	5.78	13	PASS
				RB12#6	5.62	13	PASS
				RB12#13	5.61	13	PASS
				RB25#0	5.77	13	PASS
			HCH	RB1#0	5.59	13	PASS
				RB1#13	5.74	13	PASS
				RB1#24	5.63	13	PASS
				RB12#0	5.83	13	PASS
				RB12#6	5.93	13	PASS
				RB12#13	5.80	13	PASS
				RB25#0	5.85	13	PASS
		10	LCH	RB1#0	4.99	13	PASS
				RB1#25	5.34	13	PASS
				RB1#49	5.36	13	PASS
				RB25#0	6.03	13	PASS
				RB25#13	6.21	13	PASS
				RB25#25	6.13	13	PASS
				RB50#0	5.98	13	PASS
			MCH	RB1#0	5.04	13	PASS
				RB1#25	4.66	13	PASS
				RB1#49	4.60	13	PASS

Test Band(For LTE)	Test Mode	Test Bandwidth (MHz)	Test Channel	Test RB	Measured[dB]	Limit [dB]	Verdict
				RB25#0	6.00	13	PASS
				RB25#13	5.73	13	PASS
				RB25#25	5.59	13	PASS
				RB50#0	6.02	13	PASS
			HCH	RB1#0	4.54	13	PASS
				RB1#25	4.77	13	PASS
				RB1#49	4.93	13	PASS
				RB25#0	5.84	13	PASS
				RB25#13	6.00	13	PASS
				RB25#25	6.16	13	PASS
				RB50#0	6.39	13	PASS
	LTE/TM2	1.4	LCH	RB1#0	5.36	13	PASS
				RB1#3	5.25	13	PASS
				RB1#5	5.39	13	PASS
				RB3#0	5.81	13	PASS
				RB3#2	5.76	13	PASS
				RB3#3	5.83	13	PASS
				RB6#0	6.44	13	PASS
			MCH	RB1#0	5.44	13	PASS
				RB1#3	5.31	13	PASS
				RB1#5	5.32	13	PASS
				RB3#0	5.86	13	PASS
				RB3#2	5.65	13	PASS
				RB3#3	5.72	13	PASS
				RB6#0	6.27	13	PASS
			HCH	RB1#0	5.50	13	PASS
				RB1#3	5.43	13	PASS
				RB1#5	5.42	13	PASS
				RB3#0	6.12	13	PASS
				RB3#2	5.97	13	PASS
				RB3#3	6.05	13	PASS
				RB6#0	6.68	13	PASS
		3	LCH	RB1#0	5.23	13	PASS
				RB1#7	5.31	13	PASS
				RB1#14	5.57	13	PASS
				RB8#0	6.28	13	PASS
				RB8#4	6.09	13	PASS
				RB8#7	6.38	13	PASS
				RB15#0	6.88	13	PASS

Test Band(For LTE)	Test Mode	Test Bandwidth (MHz)	Test Channel	Test RB	Measured[dB]	Limit [dB]	Verdict
			MCH	RB1#0	5.36	13	PASS
				RB1#7	5.11	13	PASS
				RB1#14	5.03	13	PASS
				RB8#0	6.68	13	PASS
				RB8#4	6.48	13	PASS
				RB8#7	6.54	13	PASS
				RB15#0	6.11	13	PASS
			HCH	RB1#0	6.11	13	PASS
				RB1#7	6.00	13	PASS
				RB1#14	6.02	13	PASS
				RB8#0	6.47	13	PASS
				RB8#4	6.71	13	PASS
				RB8#7	6.53	13	PASS
				RB15#0	6.84	13	PASS
		5	LCH	RB1#0	5.38	13	PASS
				RB1#13	5.61	13	PASS
				RB1#24	5.84	13	PASS
				RB12#0	6.32	13	PASS
				RB12#6	6.44	13	PASS
				RB12#13	6.57	13	PASS
				RB25#0	6.81	13	PASS
			MCH	RB1#0	4.80	13	PASS
				RB1#13	4.53	13	PASS
				RB1#24	4.48	13	PASS
				RB12#0	6.34	13	PASS
				RB12#6	6.17	13	PASS
				RB12#13	6.17	13	PASS
				RB25#0	6.86	13	PASS
			HCH	RB1#0	5.77	13	PASS
				RB1#13	5.92	13	PASS
				RB1#24	5.80	13	PASS
				RB12#0	6.71	13	PASS
				RB12#6	6.85	13	PASS
				RB12#13	6.76	13	PASS
				RB25#0	7.13	13	PASS
		10	LCH	RB1#0	5.15	13	PASS
				RB1#25	5.57	13	PASS
				RB1#49	5.66	13	PASS
				RB25#0	6.78	13	PASS

Test Band(For LTE)	Test Mode	Test Bandwidth (MHz)	Test Channel	Test RB	Measured[dB]	Limit [dB]	Verdict
				RB25#13	6.92	13	PASS
				RB25#25	6.96	13	PASS
				RB50#0	7.15	13	PASS
			MCH	RB1#0	6.29	13	PASS
				RB1#25	5.66	13	PASS
				RB1#49	5.53	13	PASS
				RB25#0	7.27	13	PASS
				RB25#13	6.90	13	PASS
				RB25#25	6.84	13	PASS
				RB50#0	7.19	13	PASS
			HCH	RB1#0	5.21	13	PASS
				RB1#25	5.49	13	PASS
				RB1#49	5.67	13	PASS
				RB25#0	6.80	13	PASS
				RB25#13	7.10	13	PASS
				RB25#25	7.26	13	PASS
				RB50#0	7.03	13	PASS

3Appendix_C: Modulation Characteristics

Part I - Test Plots

3.1 For LTE

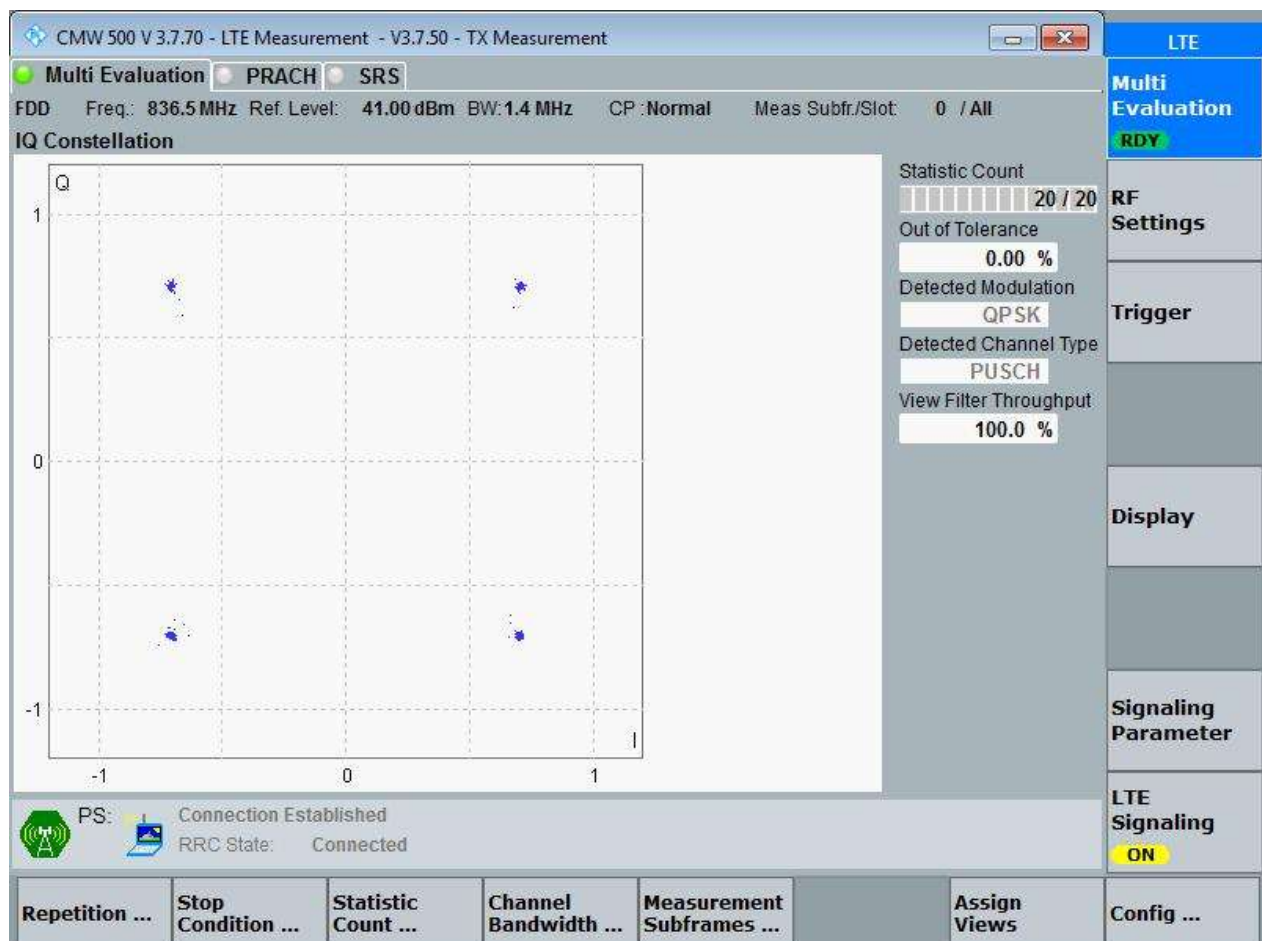
3.1.1 Test Band = Band5

3.1.1.1 Test Mode = LTE/TM1

3.1.1.1.1 Test Bandwidth = 1.4

3.1.1.1.1.1 Test Channel = MCH

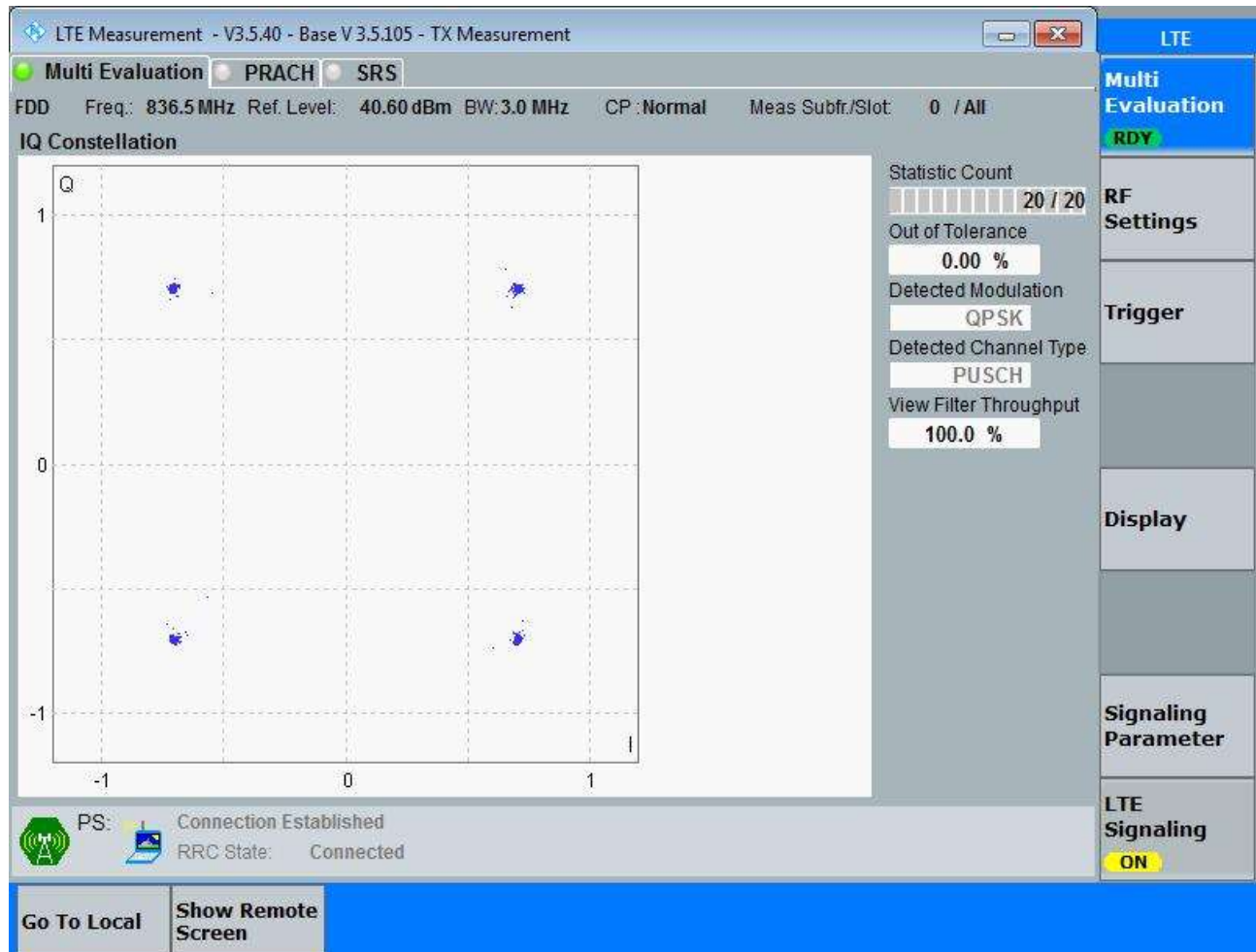
3.1.1.1.1.1.1 Test RB = RB6#0



3.1.1.1.2 Test Bandwidth = 3

3.1.1.1.2.1 Test Channel = MCH

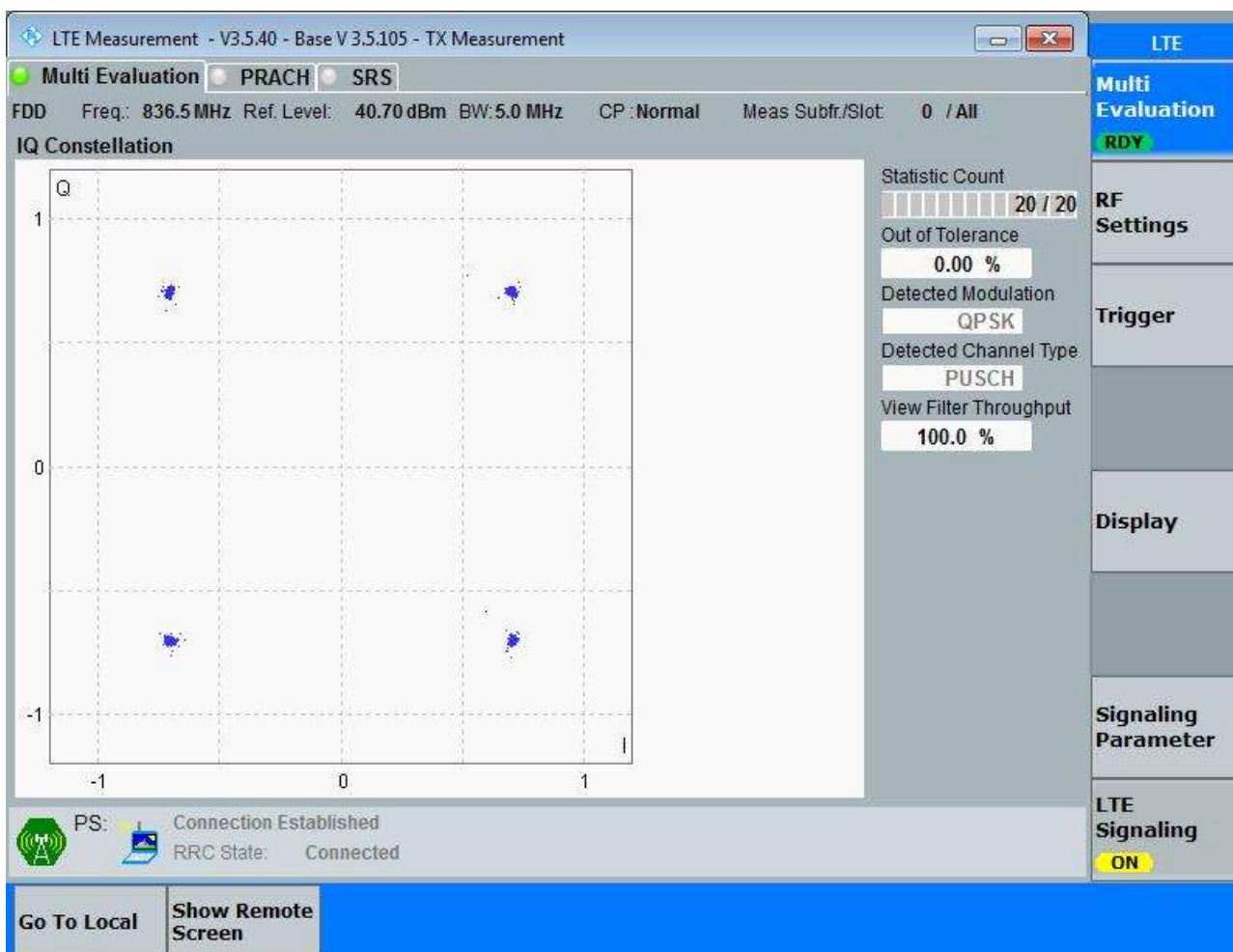
3.1.1.1.2.1.1 Test RB = RB15#0



3.1.1.1.3 Test Bandwidth = 5

3.1.1.1.3.1 Test Channel = MCH

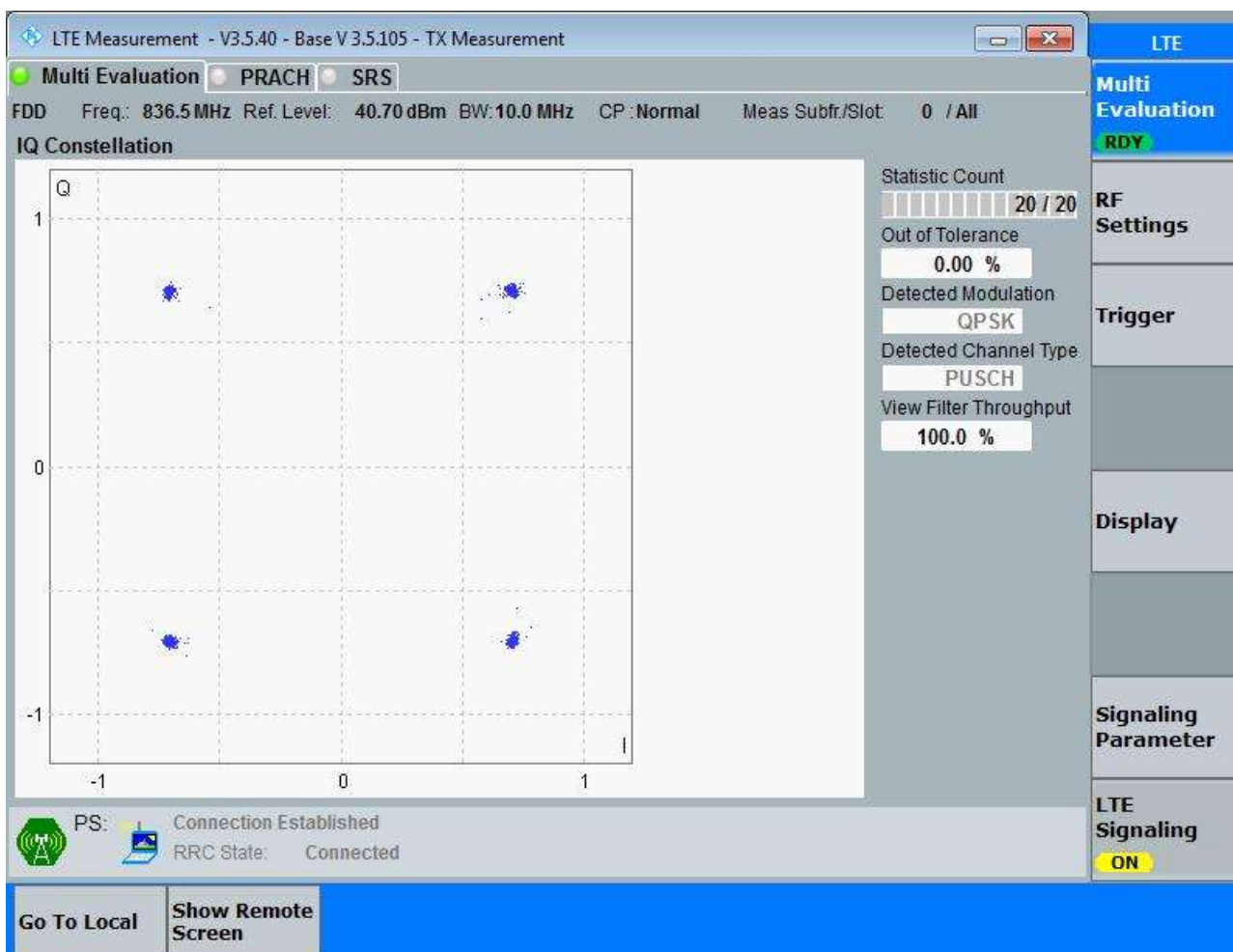
3.1.1.1.3.1.1 Test RB = RB25#0



3.1.1.1.4 Test Bandwidth = 10

3.1.1.1.4.1 Test Channel = MCH

3.1.1.1.4.1.1 Test RB = RB50#0

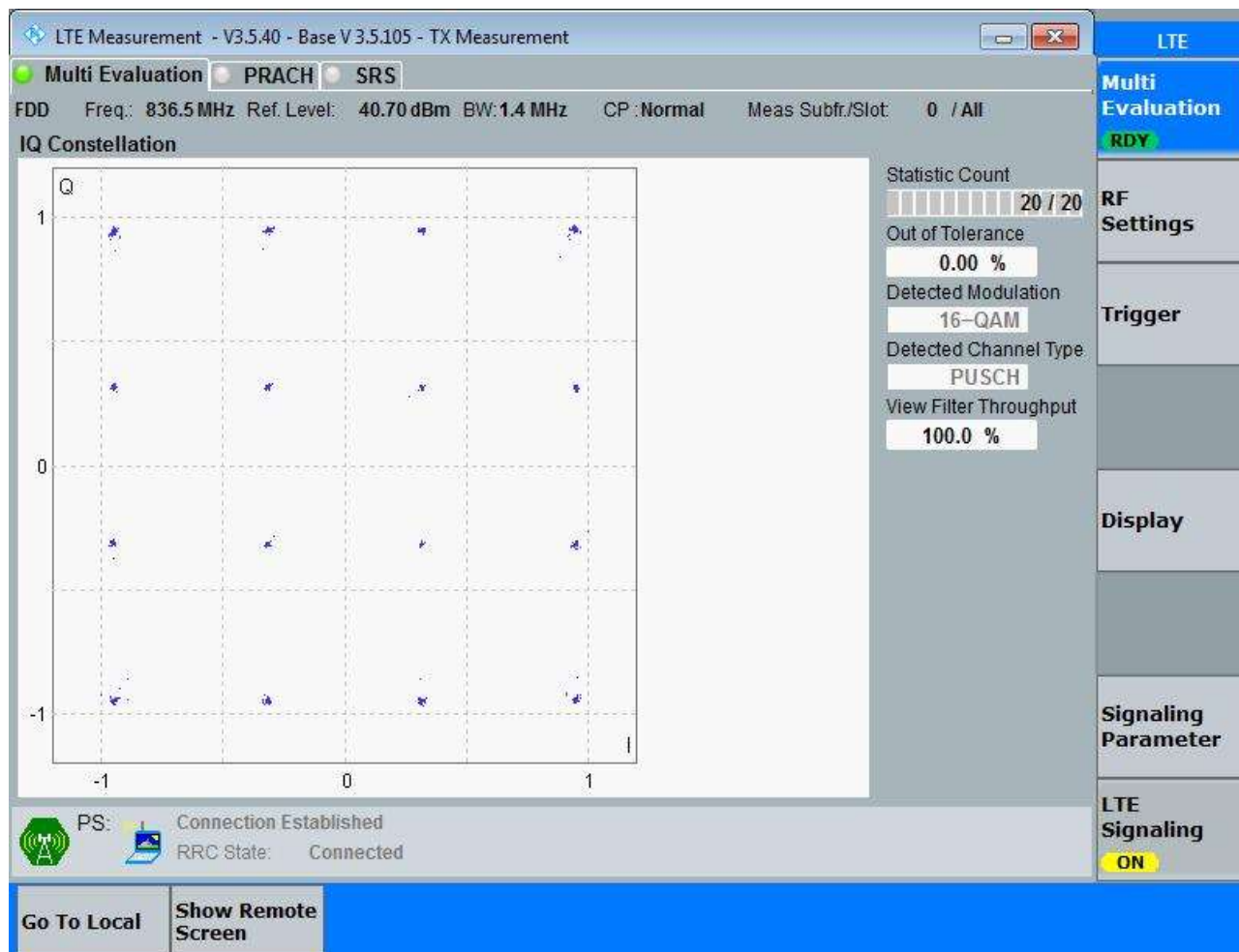


3.1.1.2 Test Mode = LTE/TM2

3.1.1.2.1 Test Bandwidth = 1.4

3.1.1.2.1.1 Test Channel = MCH

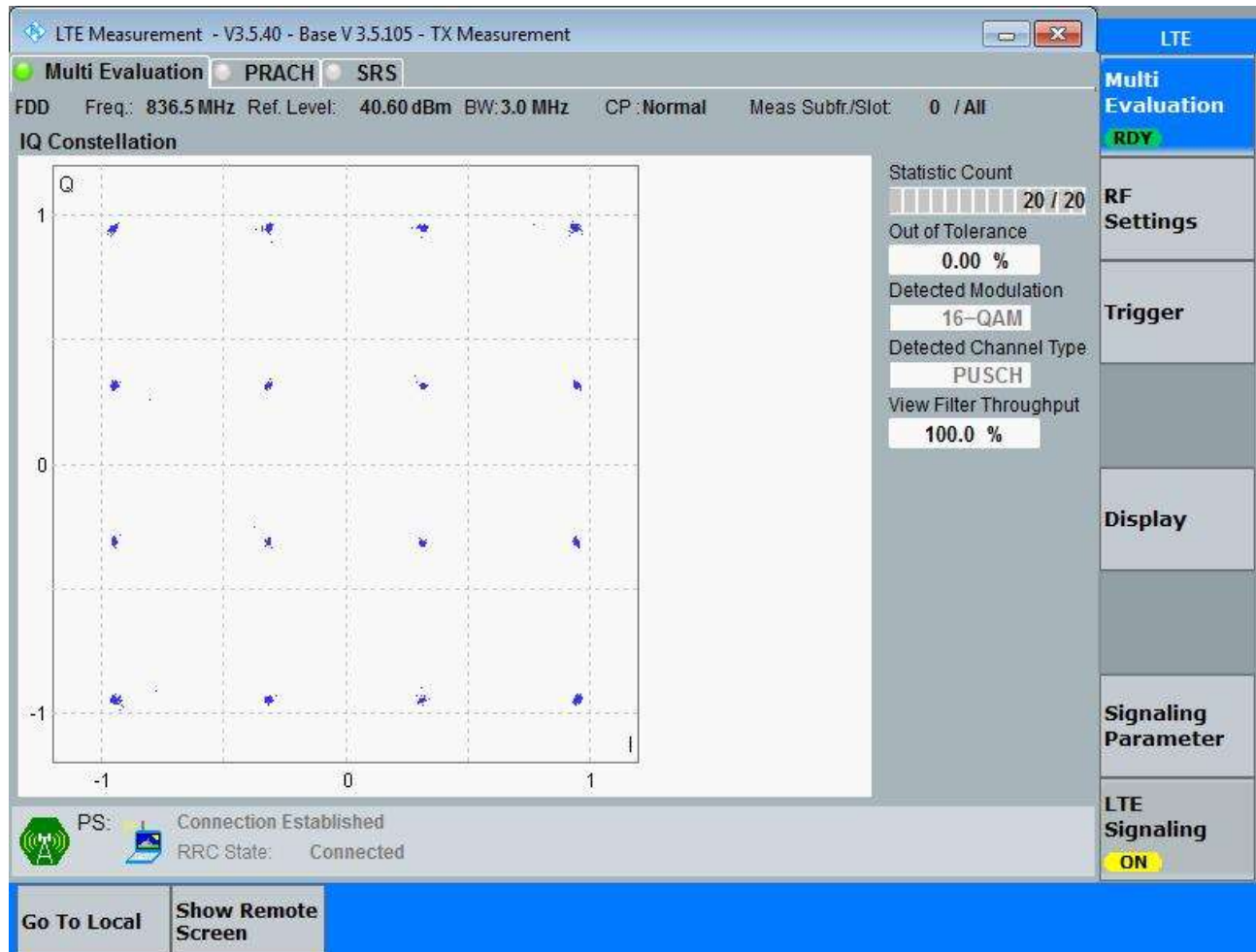
3.1.1.2.1.1.1 Test RB = RB6#0



3.1.1.2.2 Test Bandwidth = 3

3.1.1.2.2.1 Test Channel = MCH

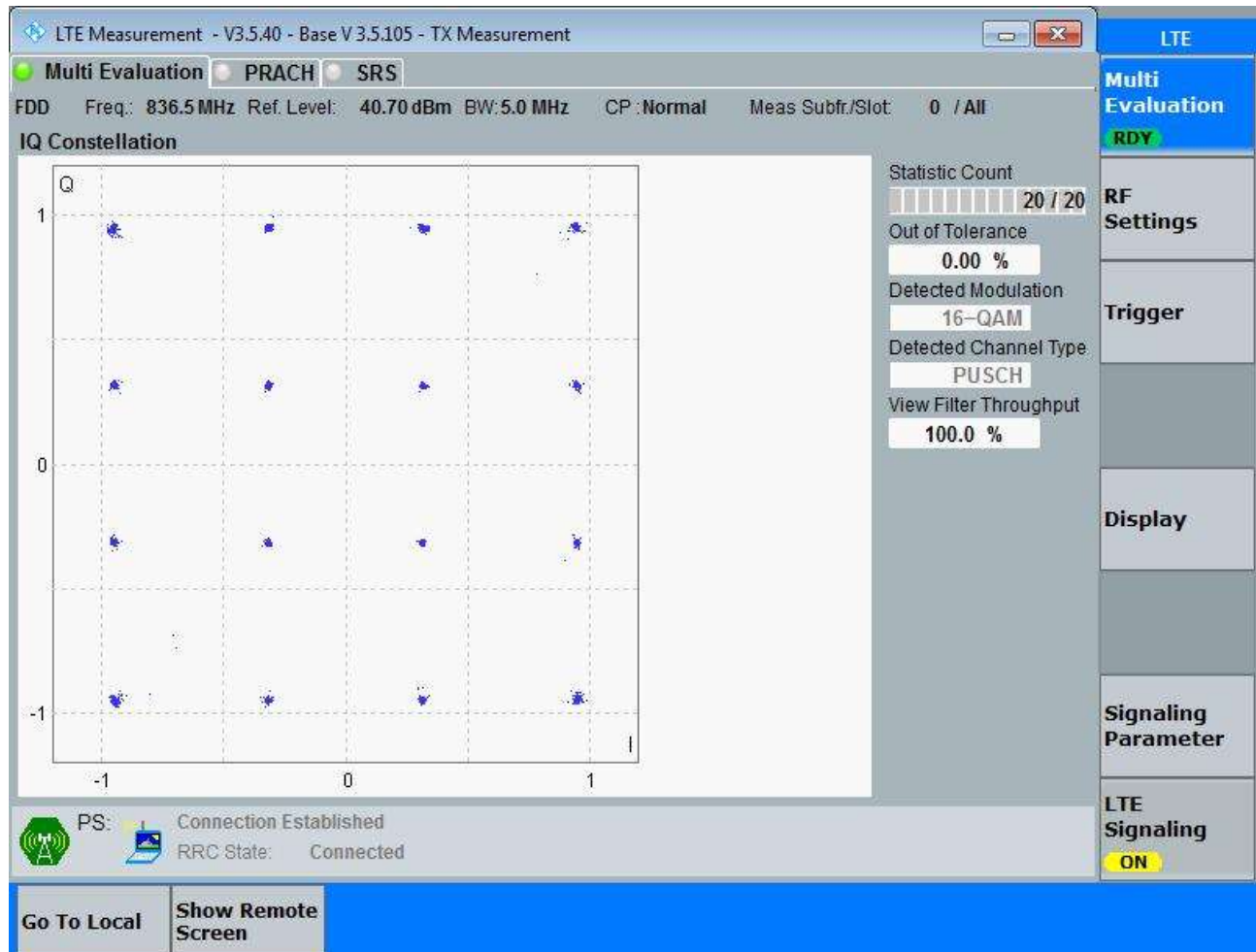
3.1.1.2.2.1.1 Test RB = RB15#0



3.1.1.2.3 Test Bandwidth = 5

3.1.1.2.3.1 Test Channel = MCH

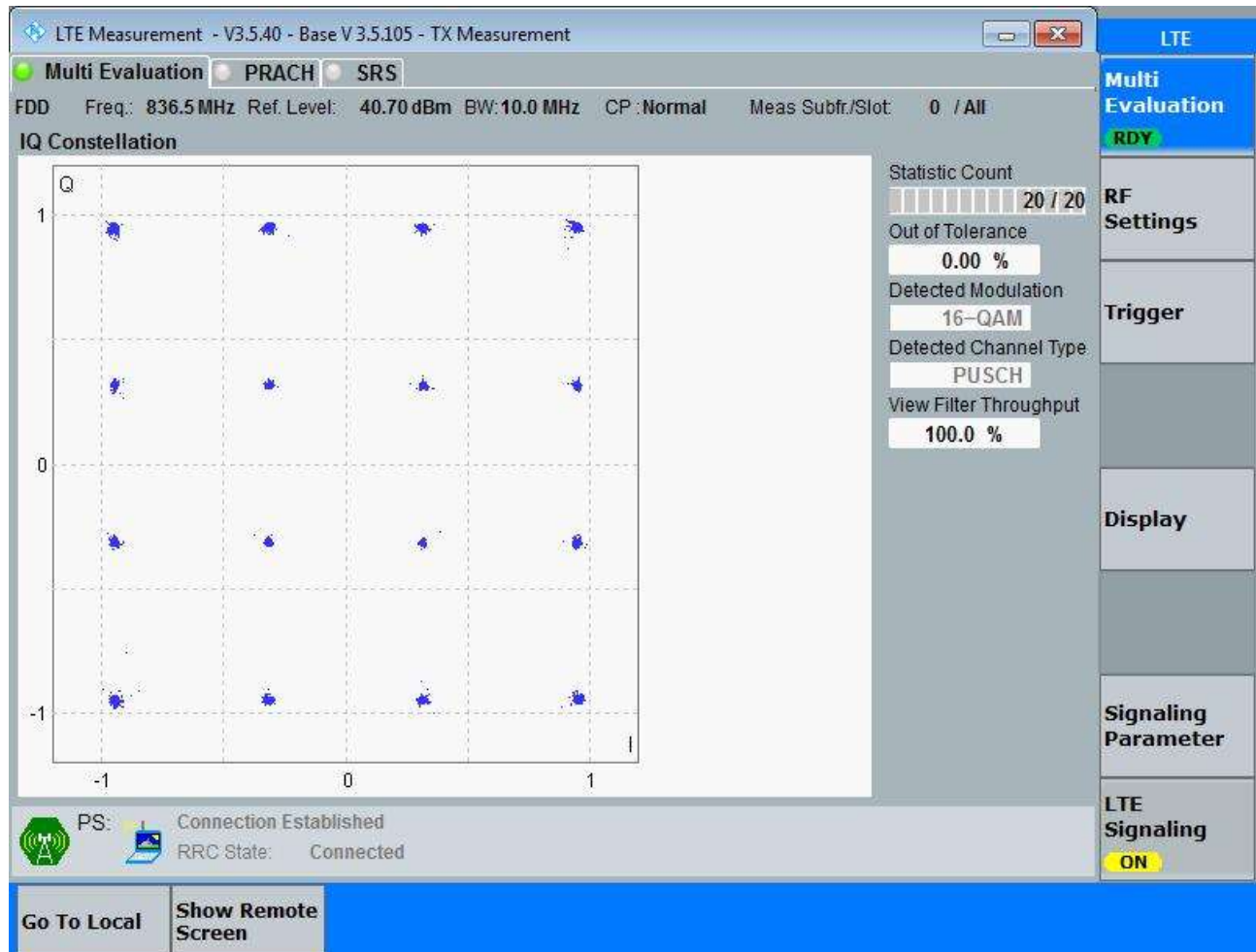
3.1.1.2.3.1.1 Test RB = RB25#0



3.1.1.2.4 Test Bandwidth = 10

3.1.1.2.4.1 Test Channel = MCH

3.1.1.2.4.1.1 Test RB = RB50#0



4Appendix_D: Bandwidth

Part I - Test Results

Test Band	Test Mode	Test Bandwidth	Test Channel	Test RB	Occupied Bandwidth [MHz]	Emission Bandwidth [MHz]	Verdict
Band5	LTE/TM1	1.4	LCH	RB6#0	1.09	1.28	Pass
			MCH	RB6#0	1.09	1.28	Pass
			HCH	RB6#0	1.10	1.31	Pass
		3	LCH	RB15#0	2.69	2.92	Pass
			MCH	RB15#0	2.69	2.94	Pass
			HCH	RB15#0	2.69	2.92	Pass
		5	LCH	RB25#0	4.51	4.93	Pass
			MCH	RB25#0	4.50	4.90	Pass
			HCH	RB25#0	4.50	4.88	Pass
		10	LCH	RB50#0	9.00	9.70	Pass
			MCH	RB50#0	9.00	9.91	Pass
			HCH	RB50#0	8.98	9.79	Pass
	LTE/TM2	1.4	LCH	RB6#0	1.10	1.31	Pass
			MCH	RB6#0	1.09	1.29	Pass
			HCH	RB6#0	1.09	1.28	Pass
		3	LCH	RB15#0	2.69	2.93	Pass
			MCH	RB15#0	2.69	2.92	Pass
			HCH	RB15#0	2.69	2.92	Pass
		5	LCH	RB25#0	4.51	4.93	Pass
			MCH	RB25#0	4.49	5.35	Pass
			HCH	RB25#0	4.50	4.90	Pass
		10	LCH	RB50#0	9.00	9.77	Pass
			MCH	RB50#0	8.97	10.20	Pass
			HCH	RB50#0	9.01	9.75	Pass

Part II - Test Plots

4.1 For LTE

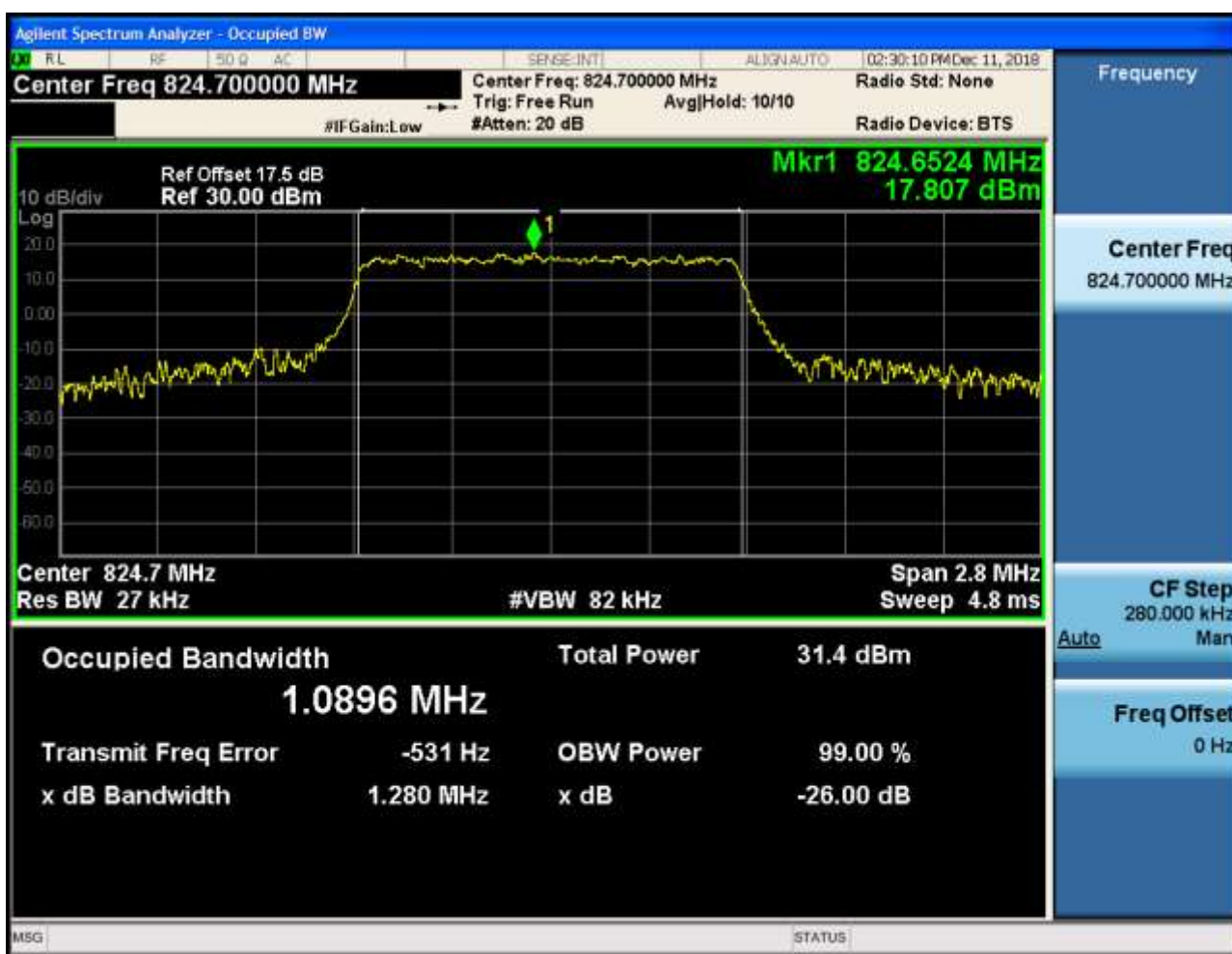
4.1.1 Test Band = Band5

4.1.1.1 Test Mode = LTE/TM1

4.1.1.1.1 Test Bandwidth = 1.4

4.1.1.1.1.1 Test Channel = LCH

4.1.1.1.1.1.1 Test RB = RB6#0



4.1.1.1.1.2 Test Channel = MCH

4.1.1.1.1.2.1 Test RB = RB6#0



4.1.1.1.1.3 Test Channel = HCH

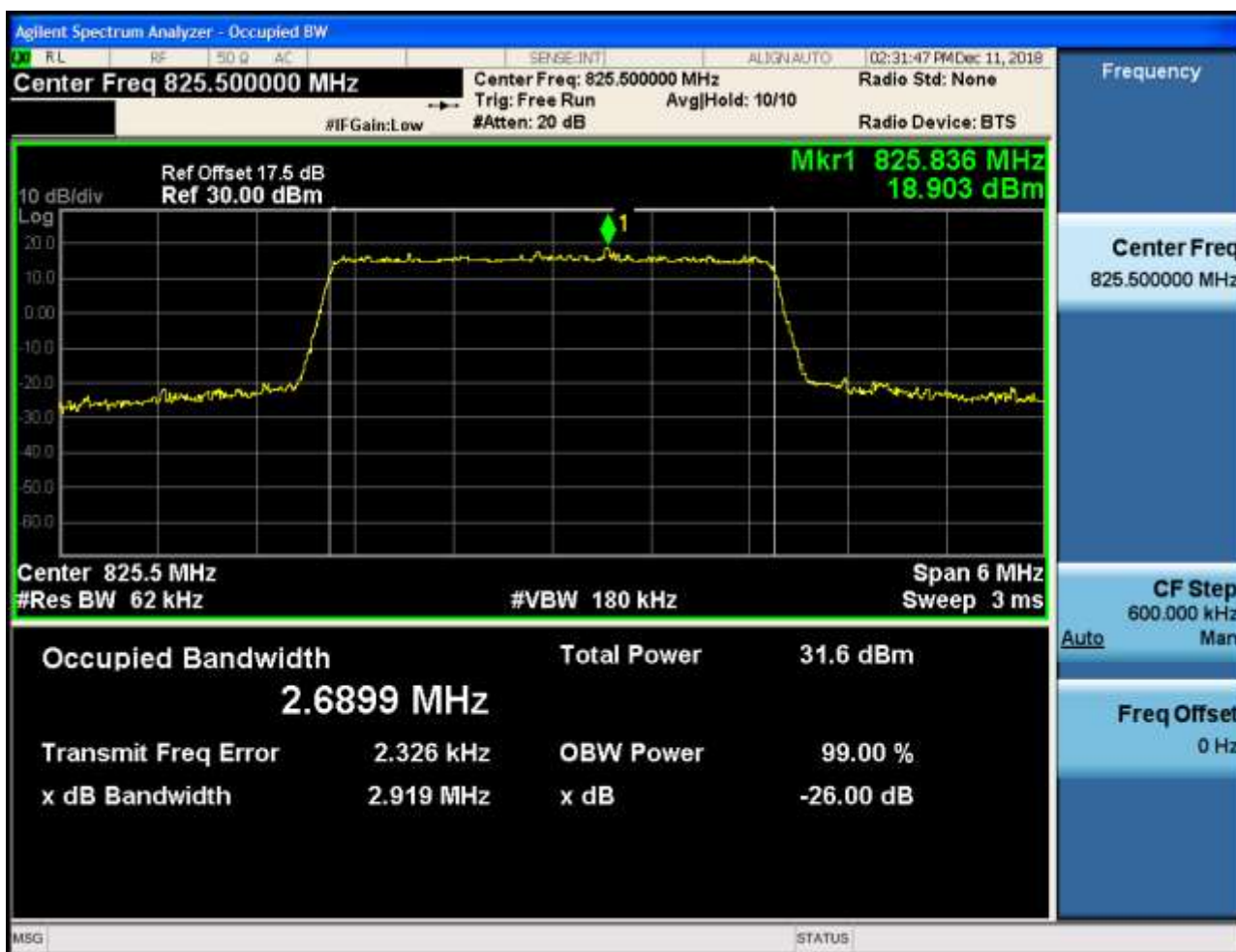
4.1.1.1.1.3.1 Test RB = RB6#0



4.1.1.1.2 Test Bandwidth = 3

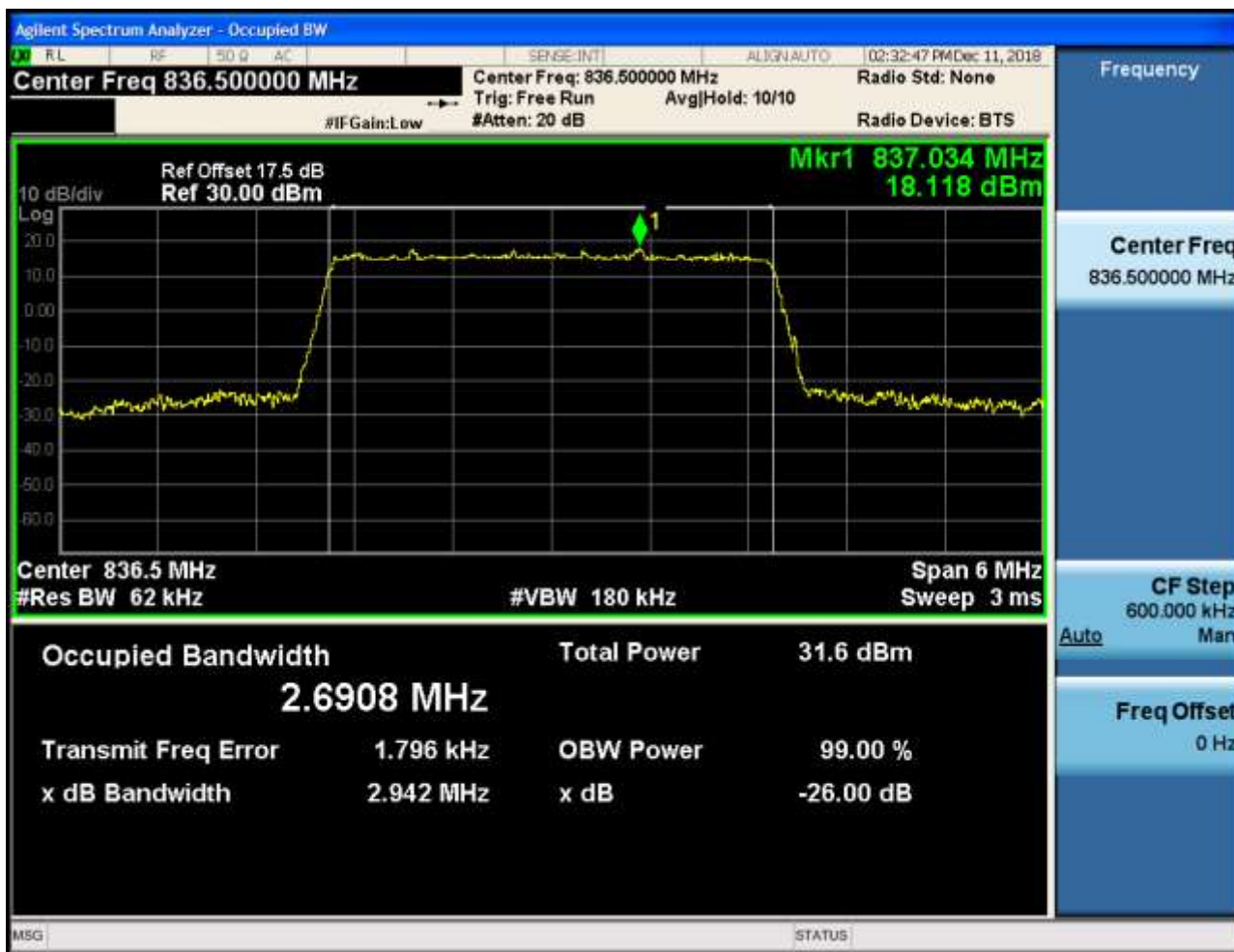
4.1.1.1.2.1 Test Channel = LCH

4.1.1.1.2.1.1 Test RB = RB15#0



4.1.1.1.2.2 Test Channel = MCH

4.1.1.1.2.2.1 Test RB = RB15#0



4.1.1.1.2.3 Test Channel = HCH

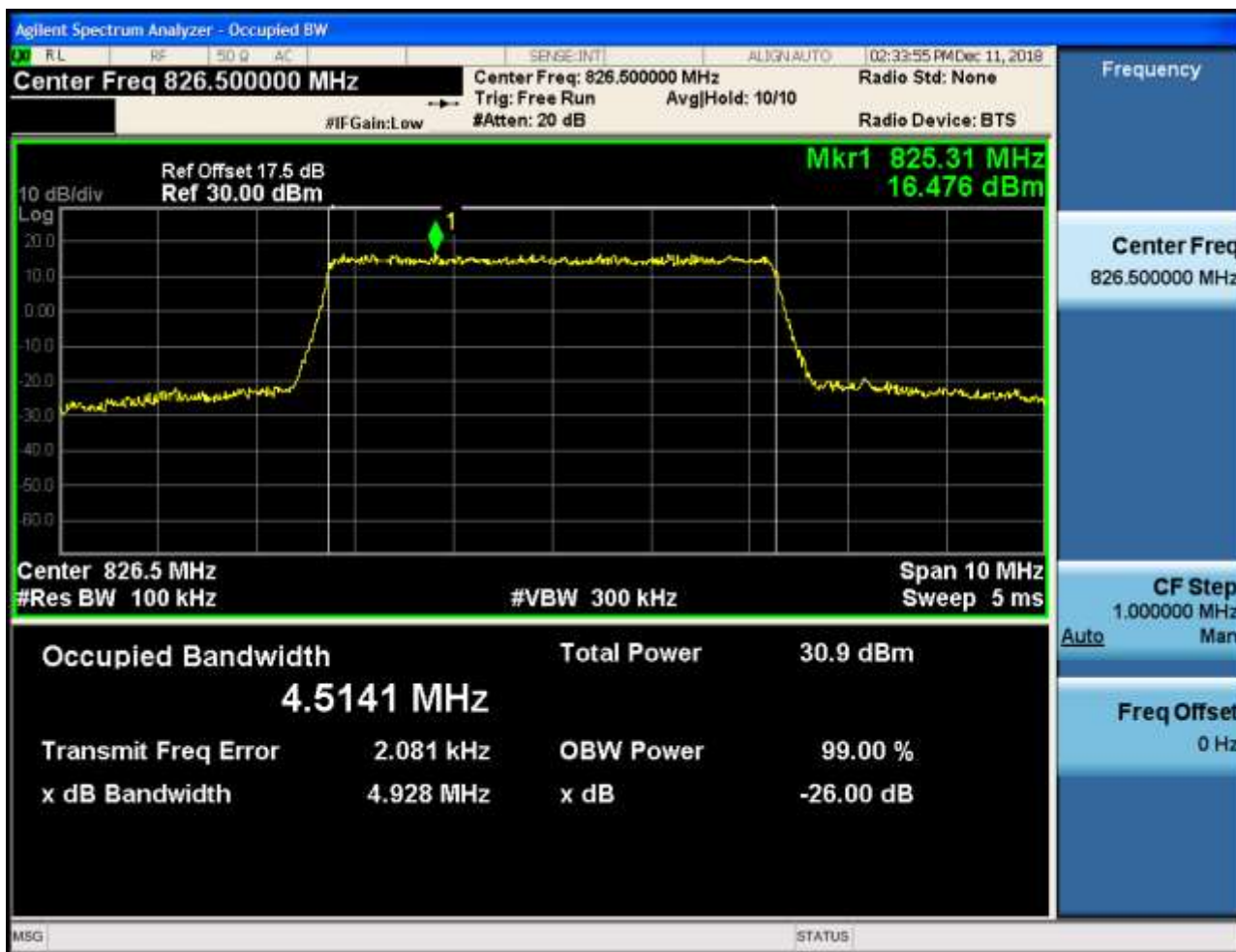
4.1.1.1.2.3.1 Test RB = RB15#0



4.1.1.1.3 Test Bandwidth = 5

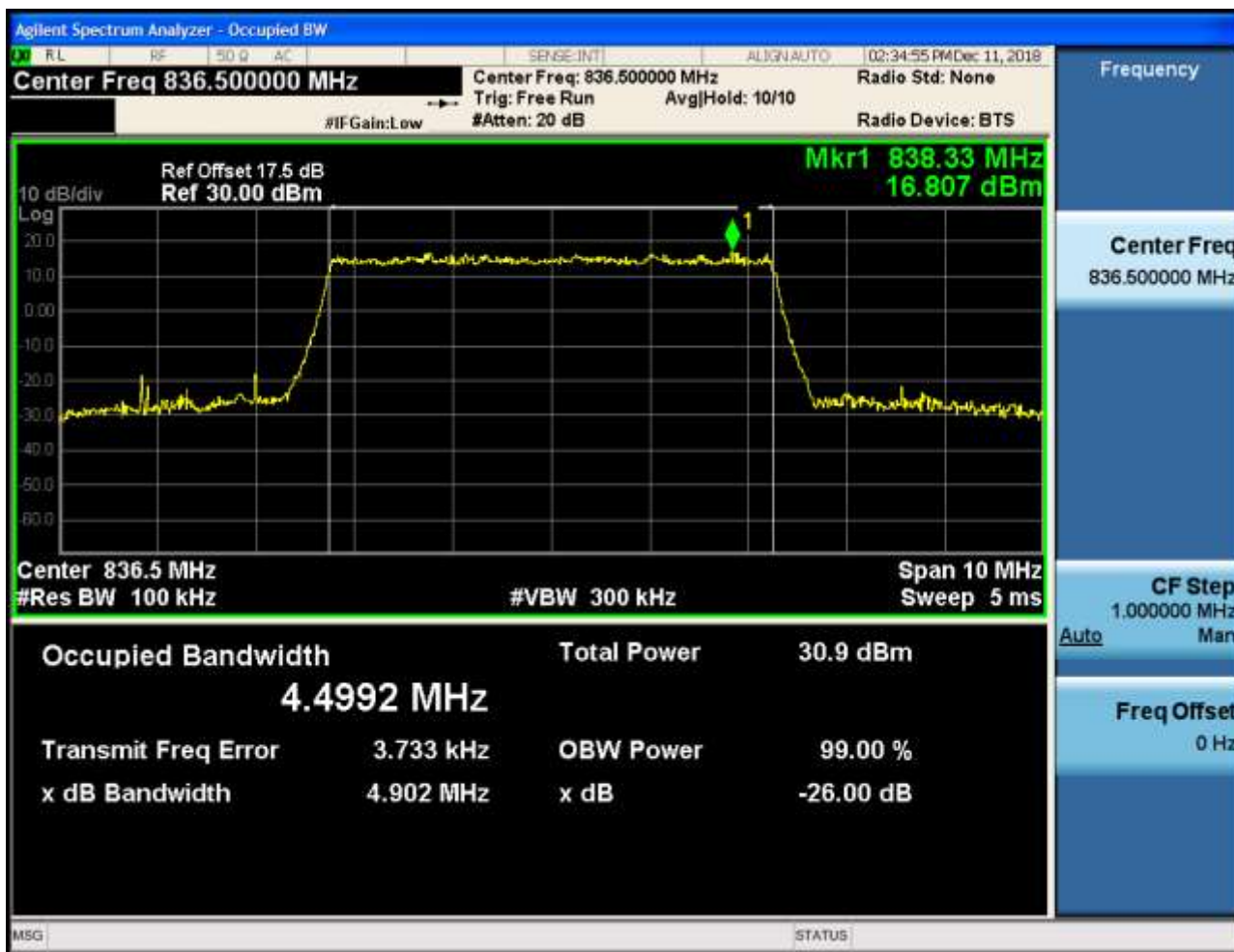
4.1.1.1.3.1 Test Channel = LCH

4.1.1.1.3.1.1 Test RB = RB25#0



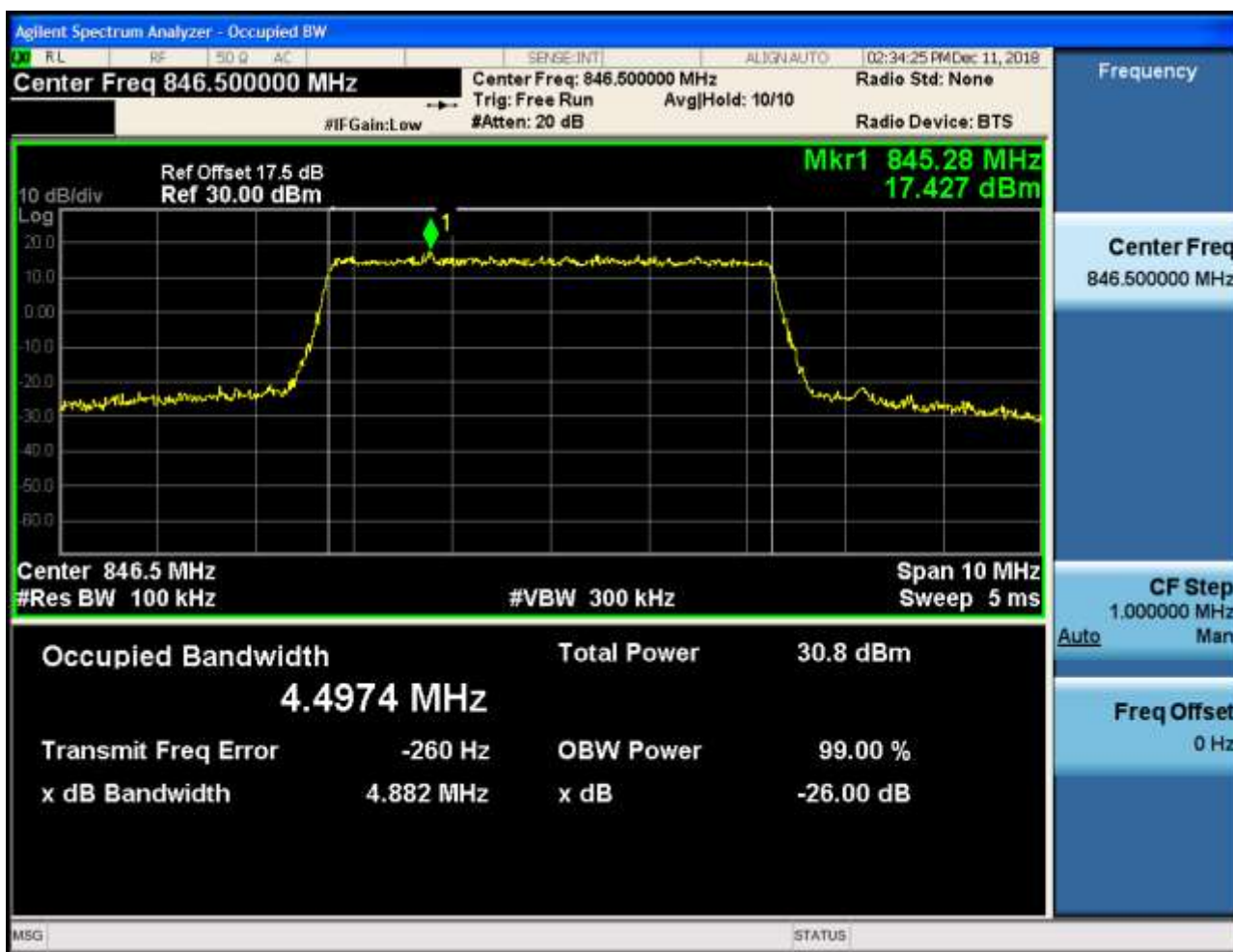
4.1.1.1.3.2 Test Channel = MCH

4.1.1.1.3.2.1 Test RB = RB25#0



4.1.1.1.3.3 Test Channel = HCH

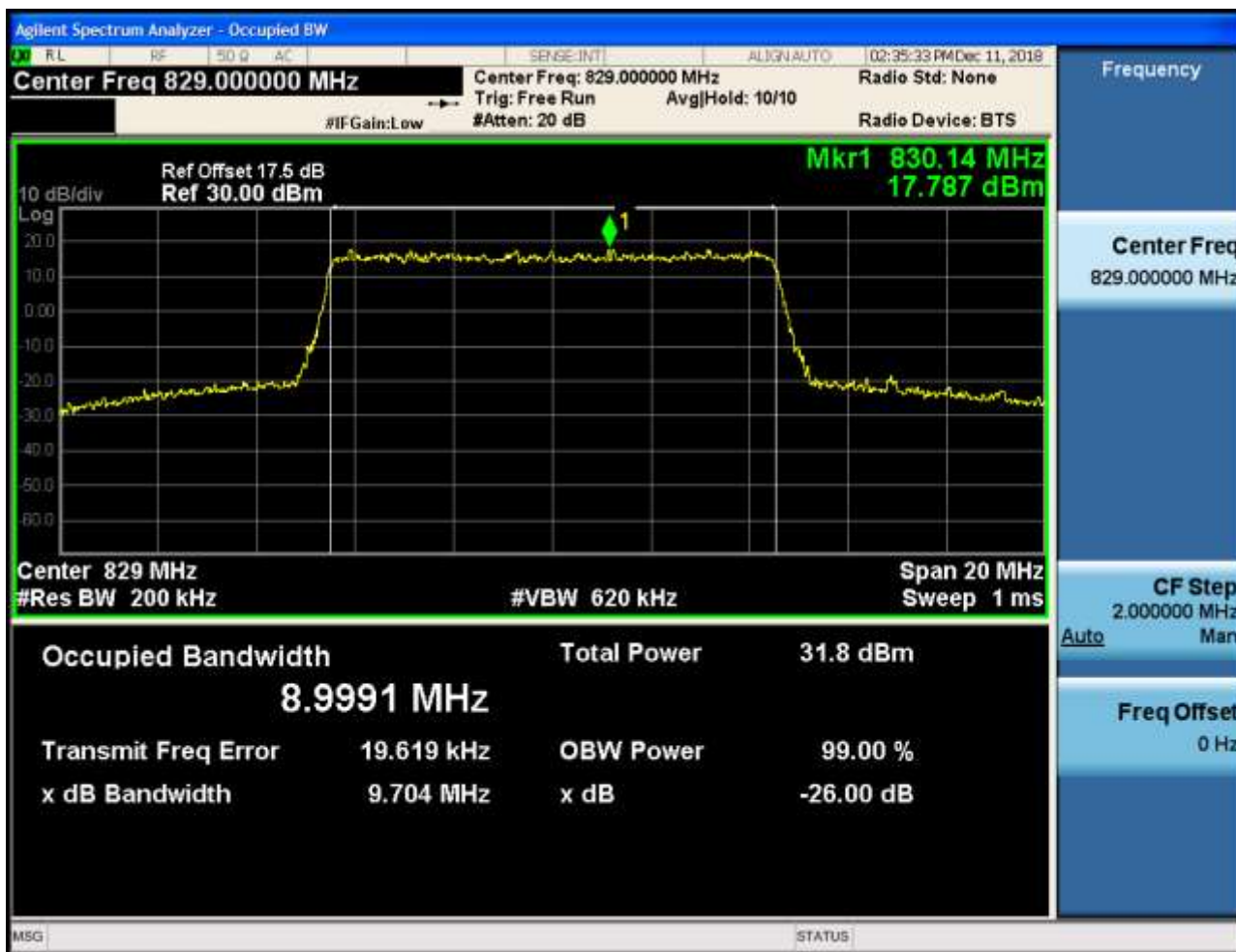
4.1.1.1.3.3.1 Test RB = RB25#0



4.1.1.1.4 Test Bandwidth = 10

4.1.1.1.4.1 Test Channel = LCH

4.1.1.1.4.1.1 Test RB = RB50#0



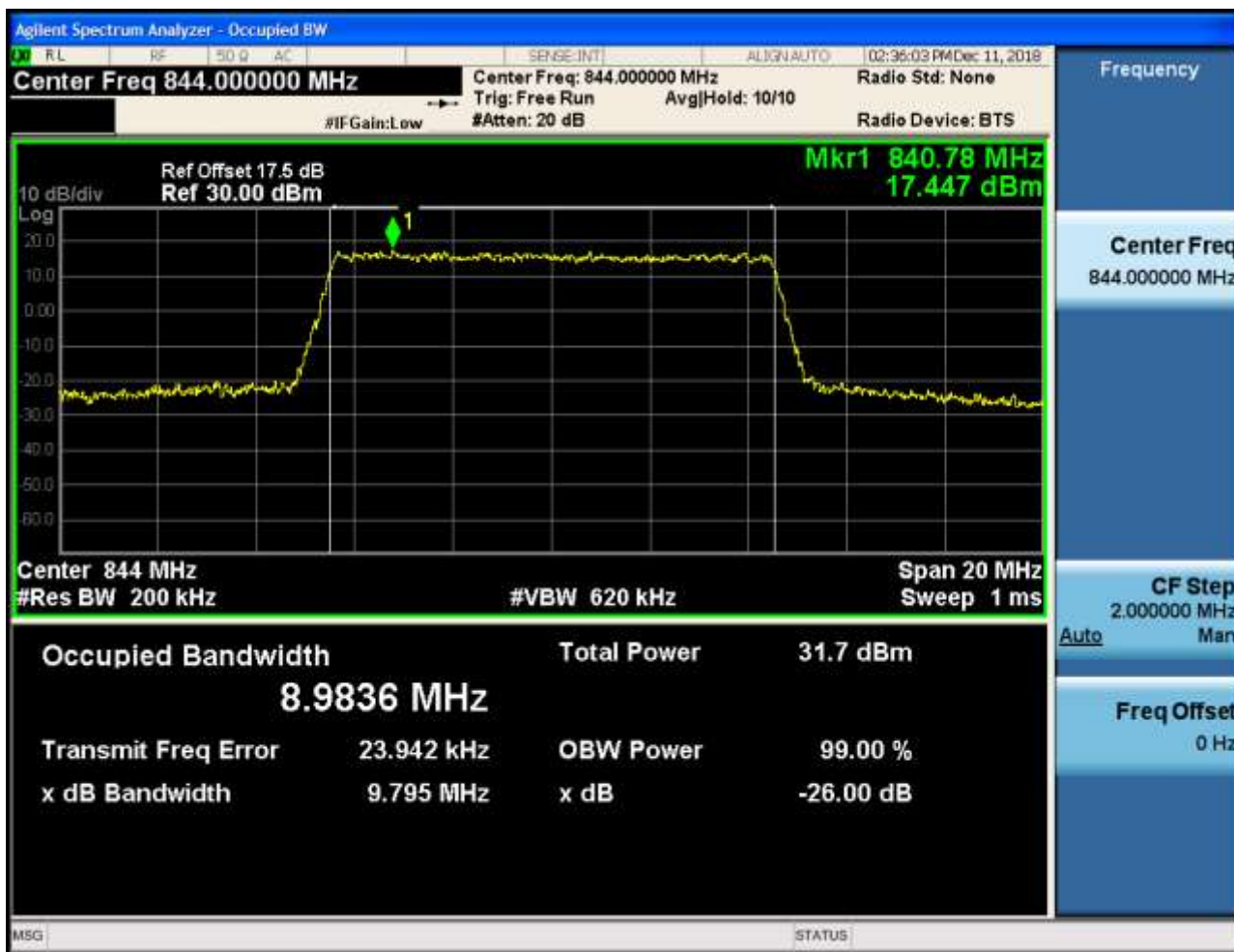
4.1.1.1.4.2 Test Channel = MCH

4.1.1.1.4.2.1 Test RB = RB50#0



4.1.1.1.4.3 Test Channel = HCH

4.1.1.1.4.3.1 Test RB = RB50#0

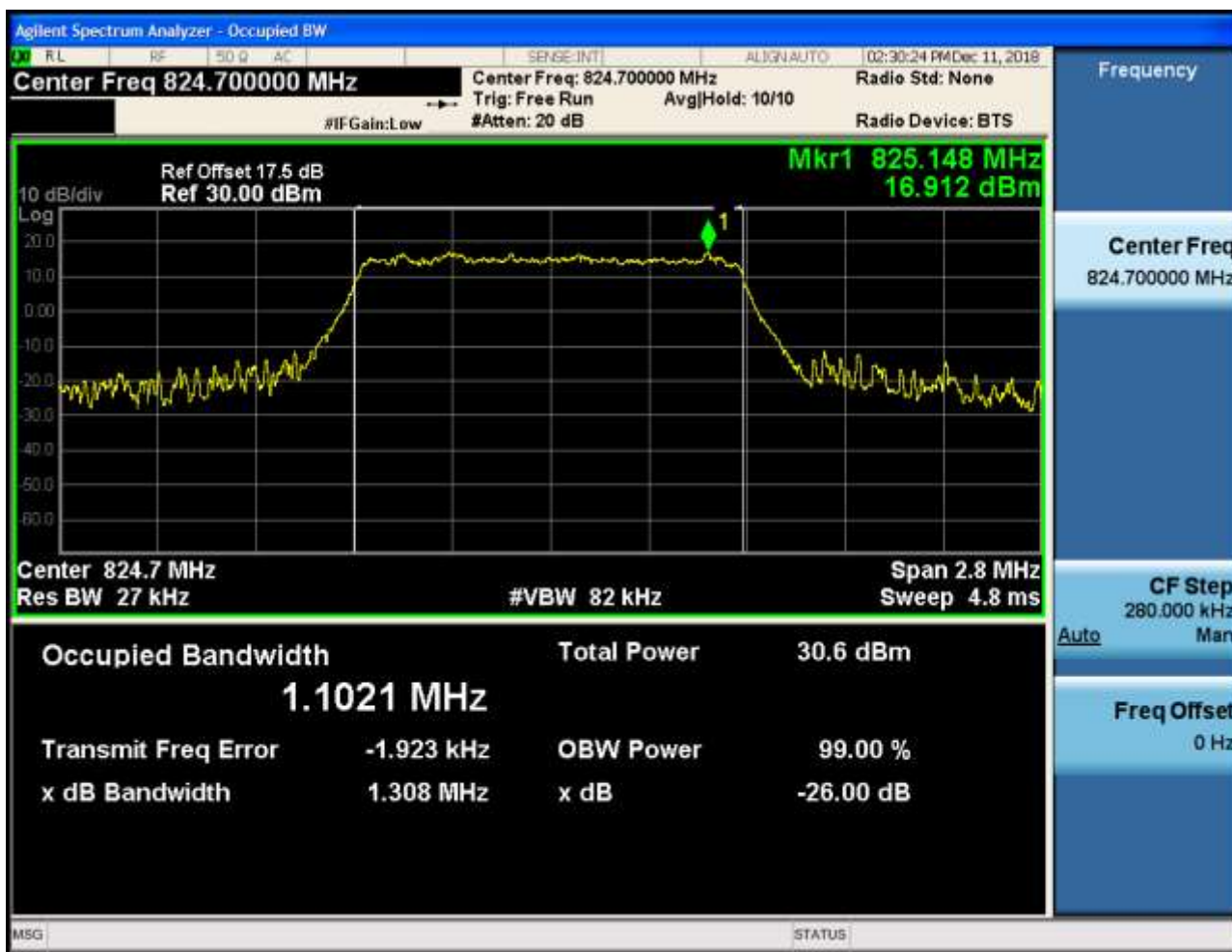


4.1.1.2 Test Mode = LTE/TM2

4.1.1.2.1 Test Bandwidth = 1.4

4.1.1.2.1.1 Test Channel = LCH

4.1.1.2.1.1.1 Test RB = RB6#0



4.1.1.2.1.2 Test Channel = MCH

4.1.1.2.1.2.1 Test RB = RB6#0



4.1.1.2.1.3 Test Channel = HCH

4.1.1.2.1.3.1 Test RB = RB6#0



4.1.1.2.2 Test Bandwidth = 3

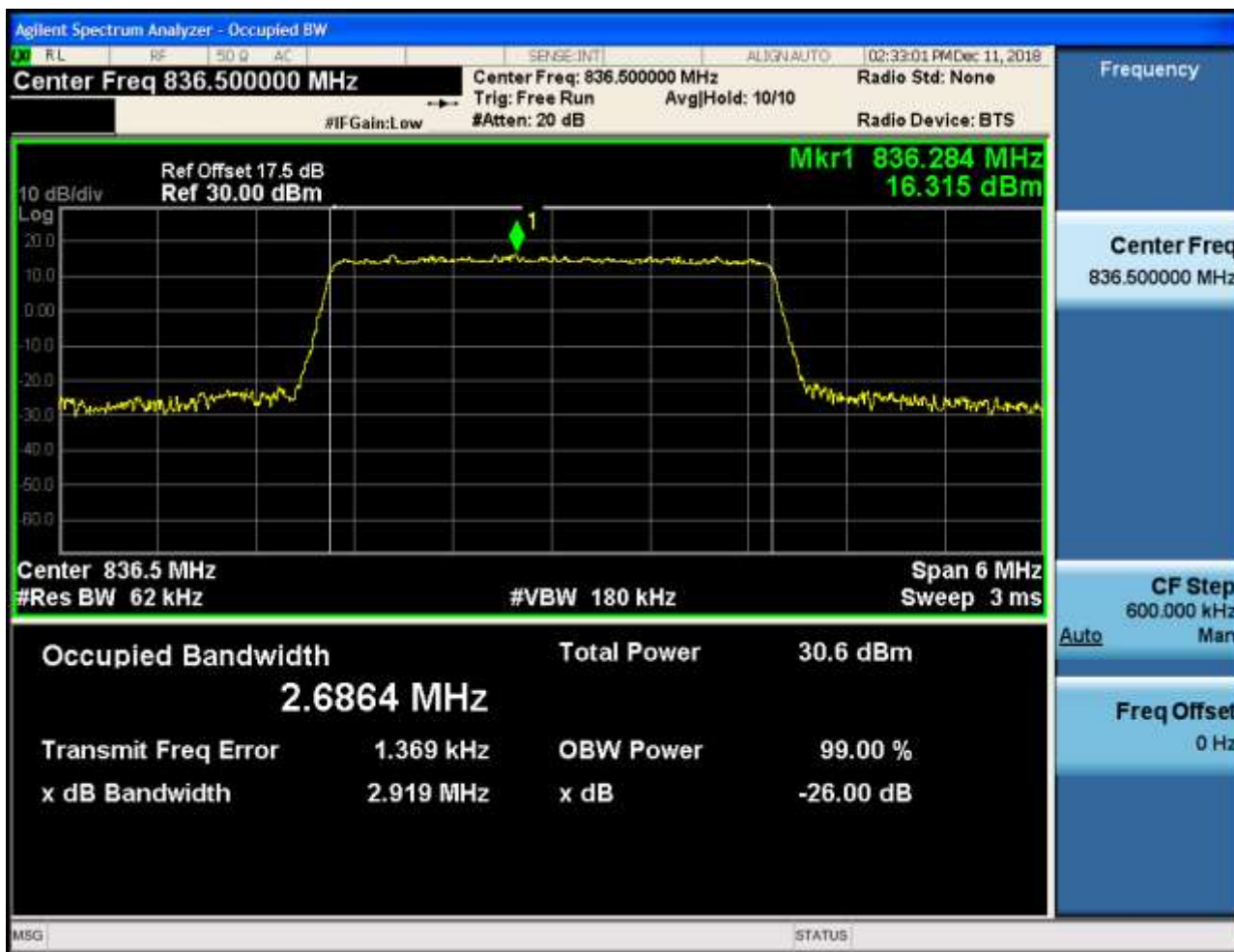
4.1.1.2.2.1 Test Channel = LCH

4.1.1.2.2.1.1 Test RB = RB15#0



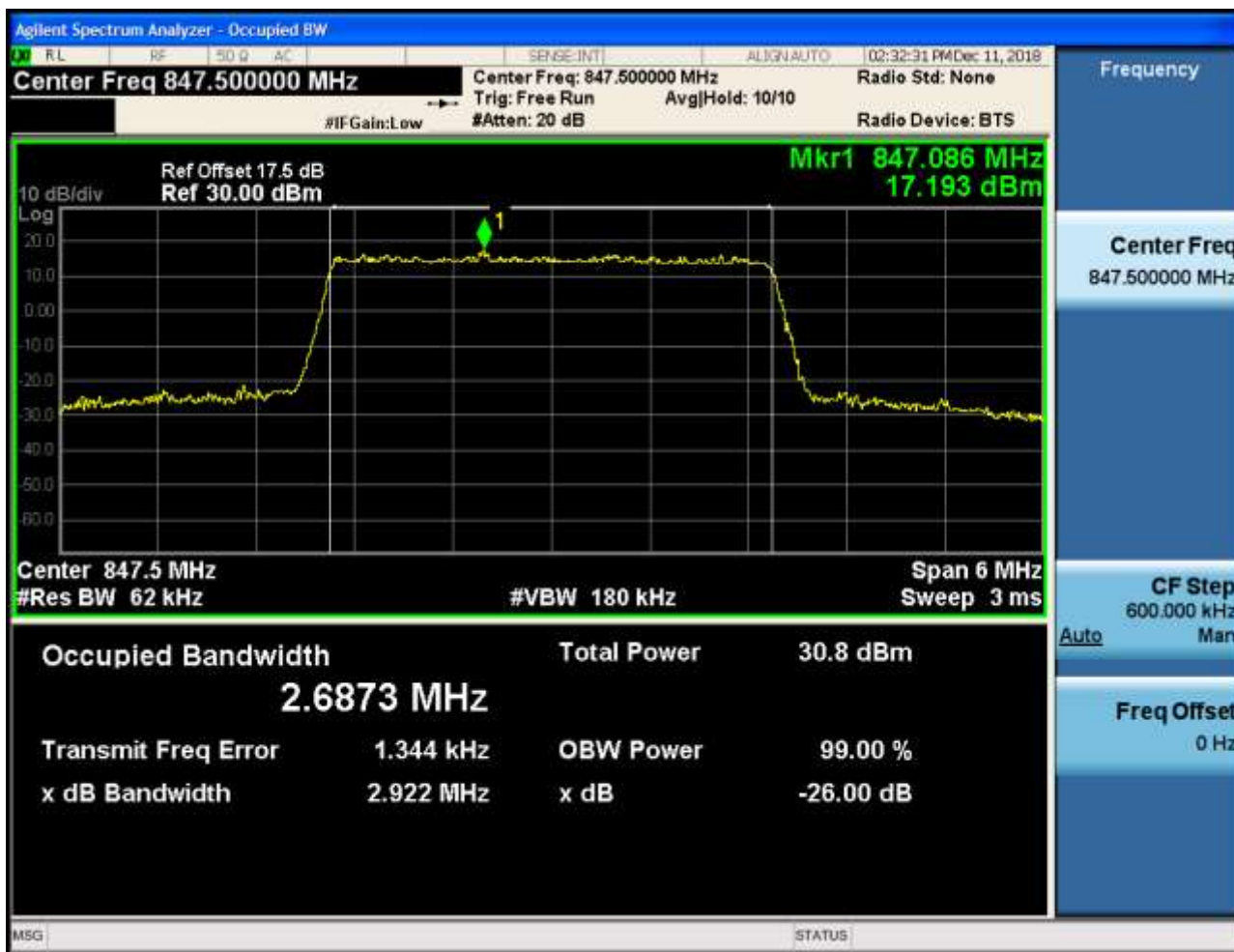
4.1.1.2.2 Test Channel = MCH

4.1.1.2.2.1 Test RB = RB15#0



4.1.1.2.2.3 Test Channel = HCH

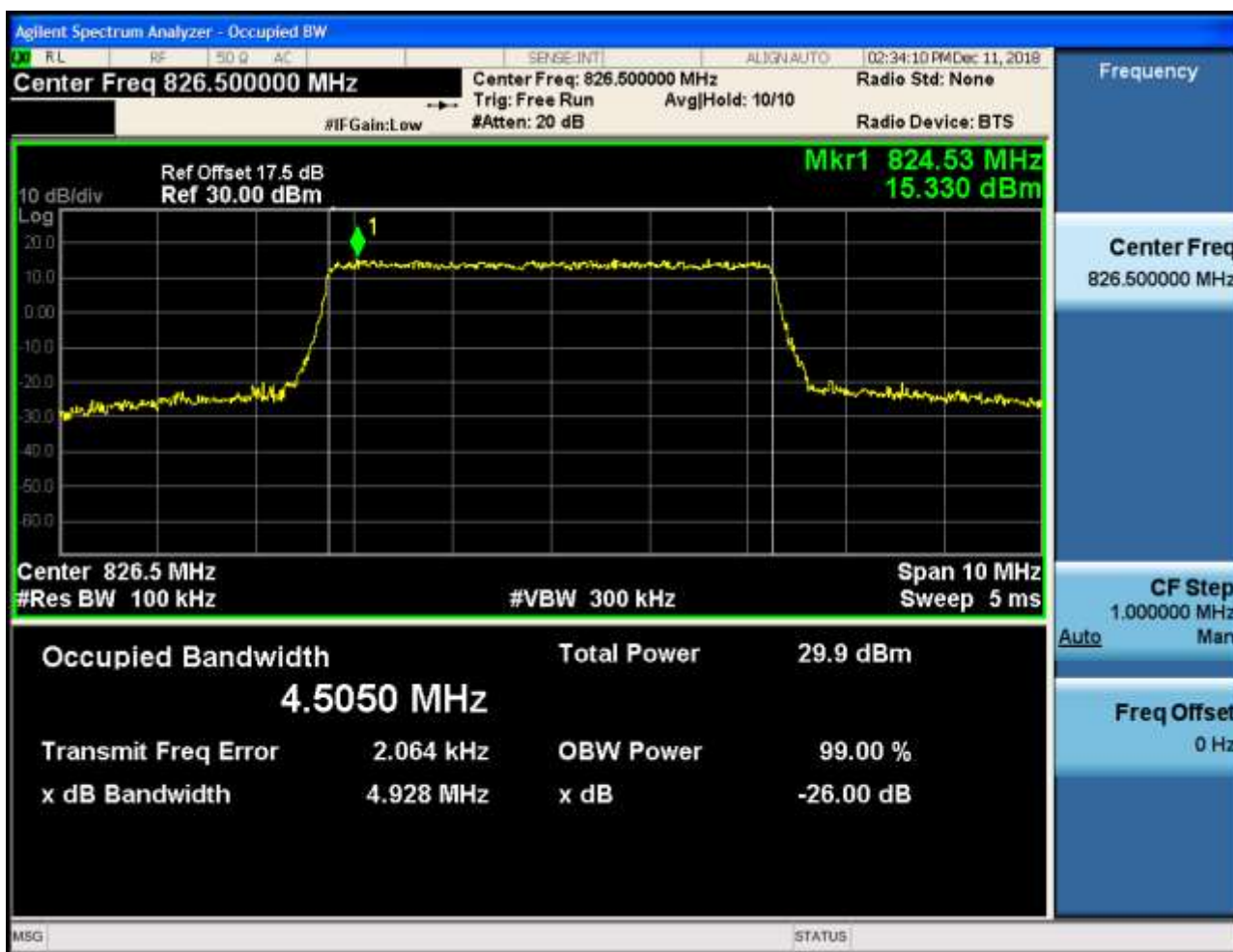
4.1.1.2.2.3.1 Test RB = RB15#0



4.1.1.2.3 Test Bandwidth = 5

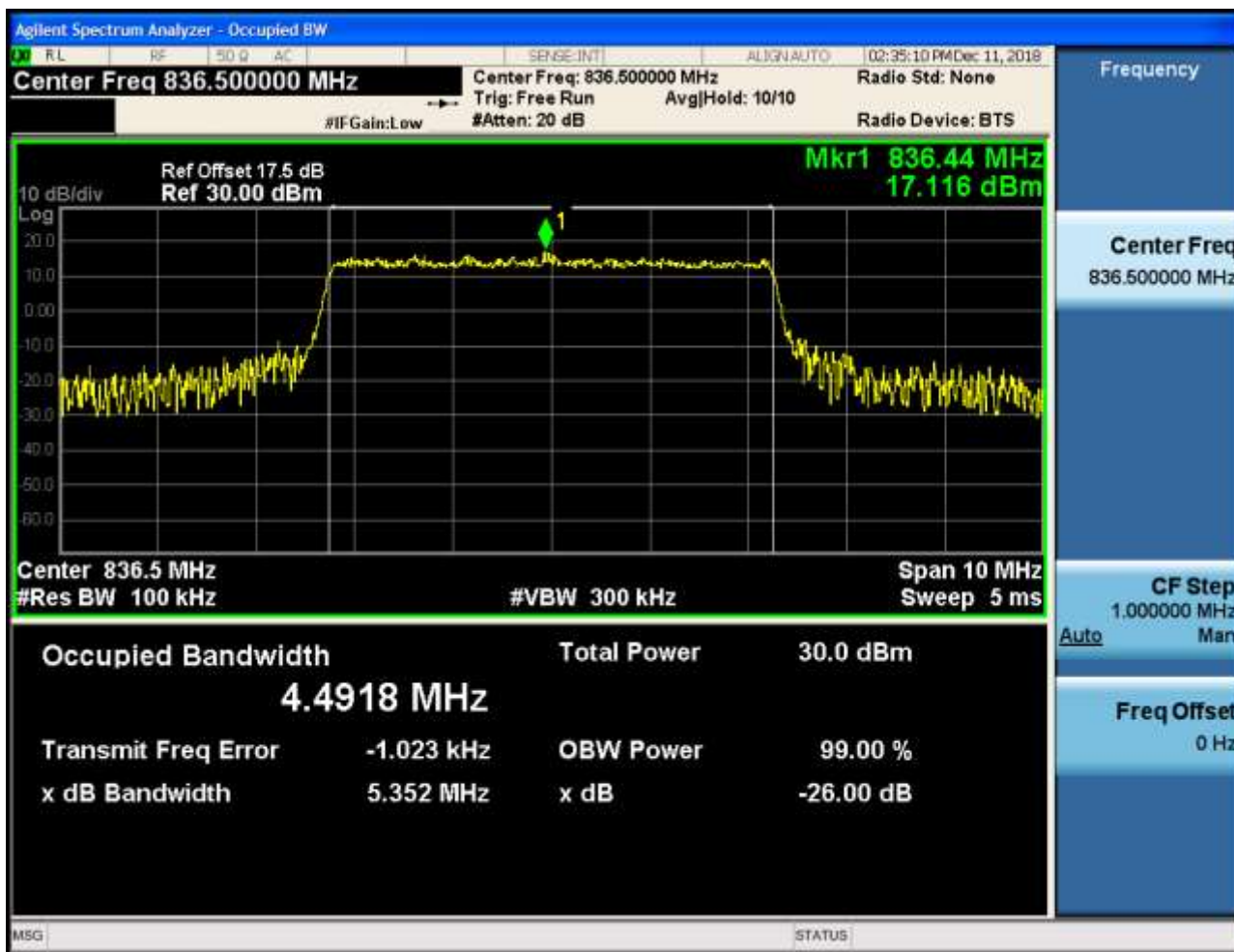
4.1.1.2.3.1 Test Channel = LCH

4.1.1.2.3.1.1 Test RB = RB25#0



4.1.1.2.3.2 Test Channel = MCH

4.1.1.2.3.2.1 Test RB = RB25#0



4.1.1.2.3.3 Test Channel = HCH

4.1.1.2.3.3.1 Test RB = RB25#0



4.1.1.2.4 Test Bandwidth = 10

4.1.1.2.4.1 Test Channel = LCH

4.1.1.2.4.1.1 Test RB = RB50#0



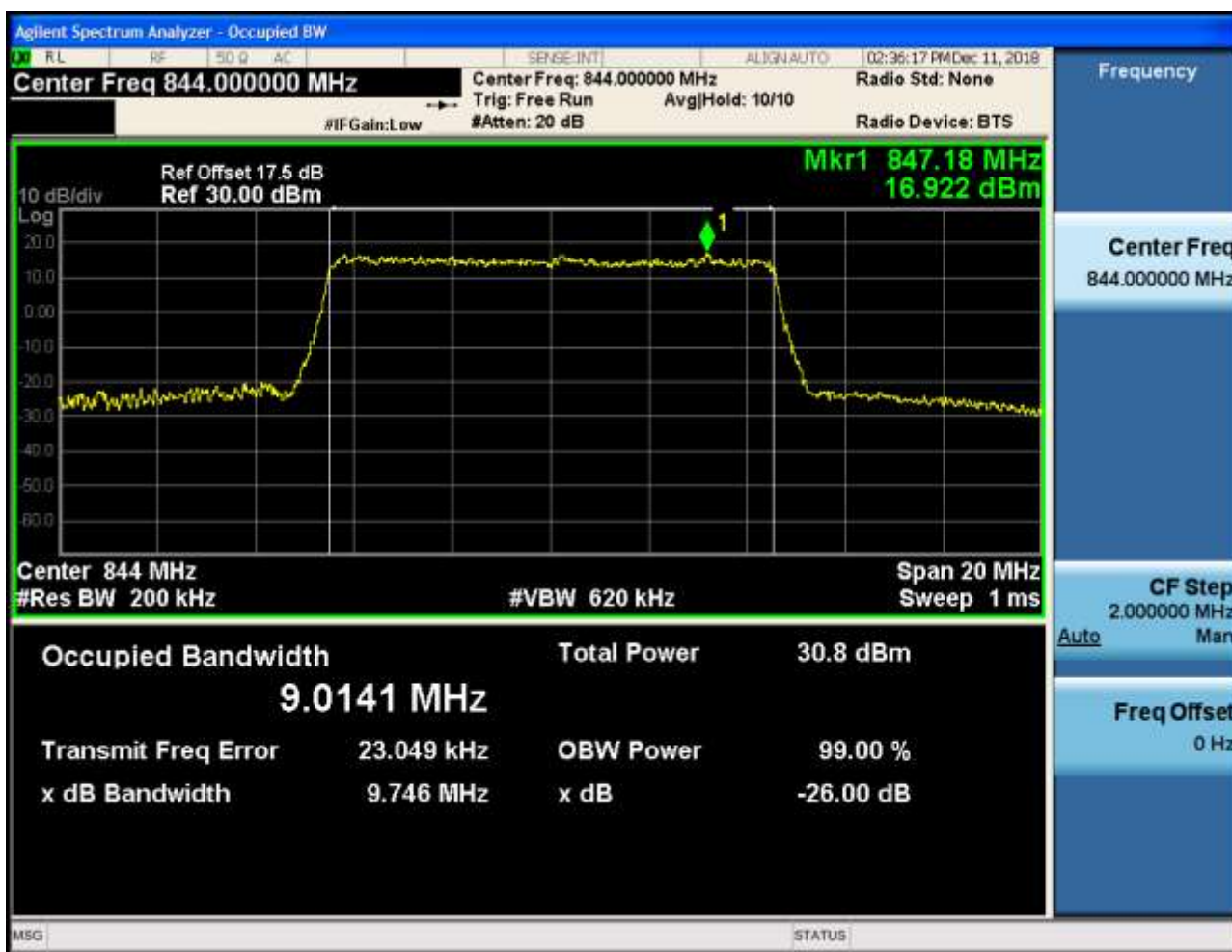
4.1.1.2.4.2 Test Channel = MCH

4.1.1.2.4.2.1 Test RB = RB50#0



4.1.1.2.4.3 Test Channel = HCH

4.1.1.2.4.3.1 Test RB = RB50#0



5Appendix_E: Band Edges Compliance

Part I - Test Plots

5.1 For LTE

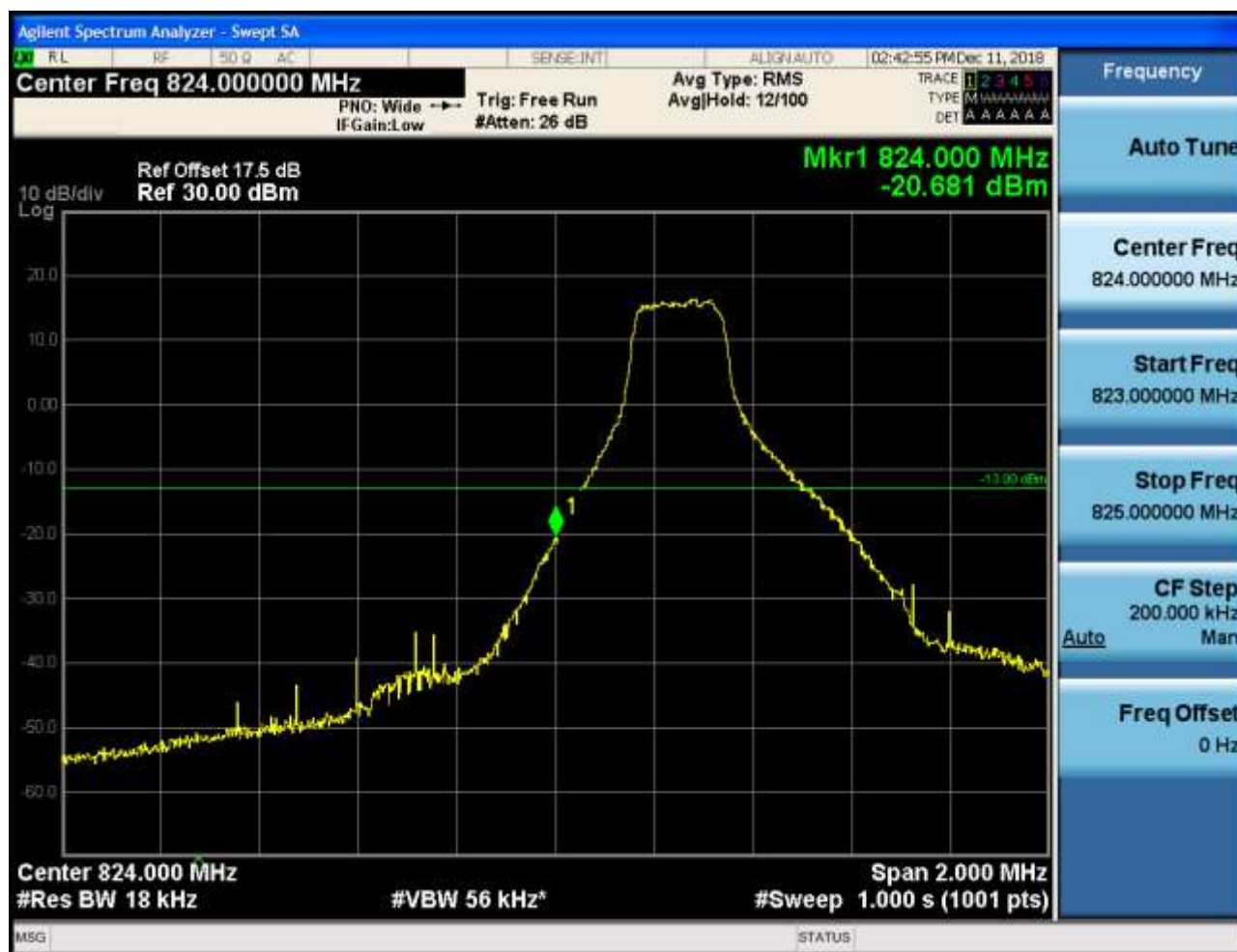
5.1.1 Test Band = Band5

5.1.1.1 Test Mode = LTE/TM1

5.1.1.1.1 Test Bandwidth = 1.4

5.1.1.1.1.1 Test Channel = LCH

5.1.1.1.1.1.1 Test RB = RB1#0



5.1.1.1.1.2 Test RB = RB1#5



5.1.1.1.1.3 Test RB = RB3#2



5.1.1.1.1.4 Test RB = RB6#0

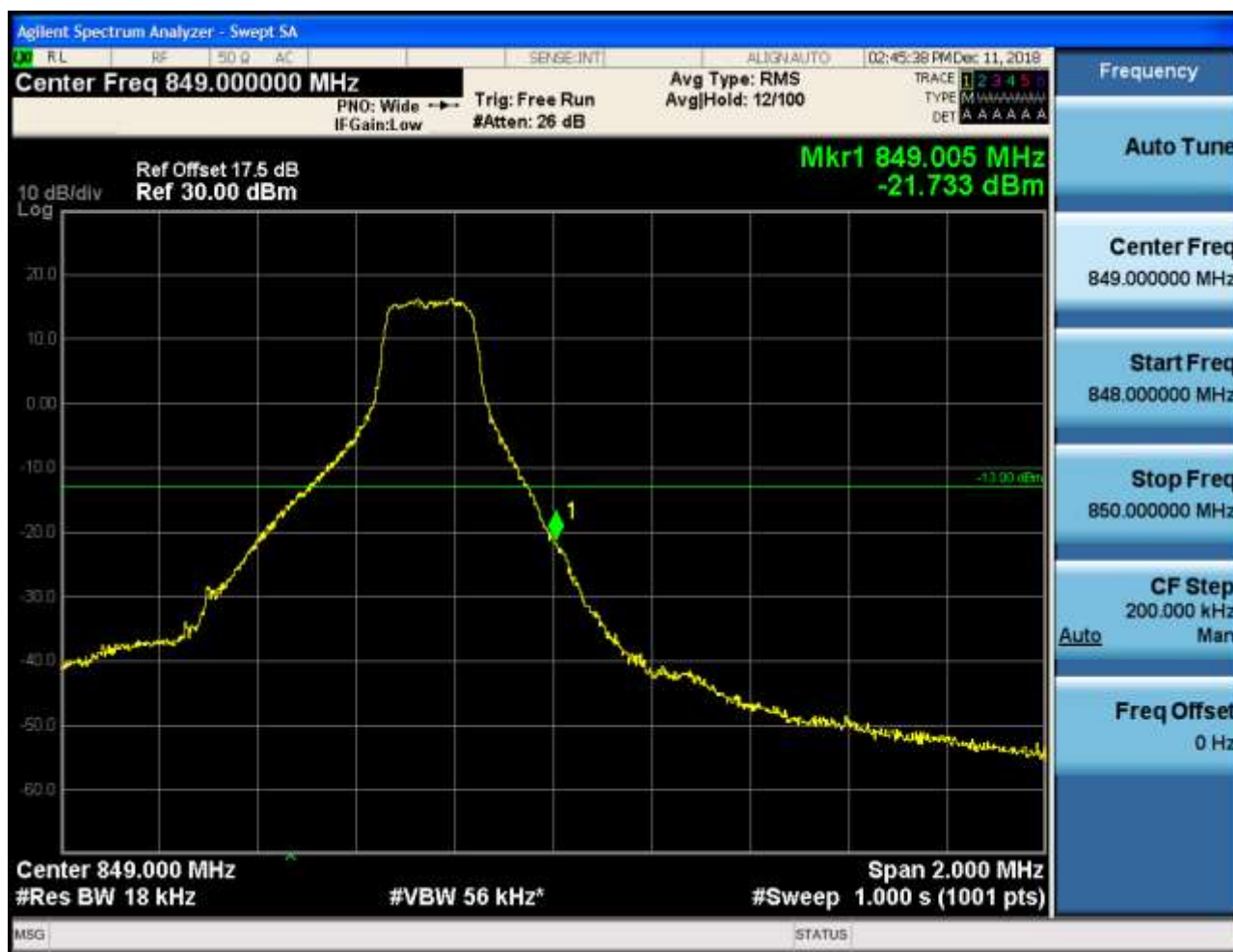


5.1.1.1.1.2 Test Channel = HCH

5.1.1.1.1.2.1 Test RB = RB1#0



5.1.1.1.1.2.2 Test RB = RB1#5



5.1.1.1.1.2.3 Test RB = RB3#2



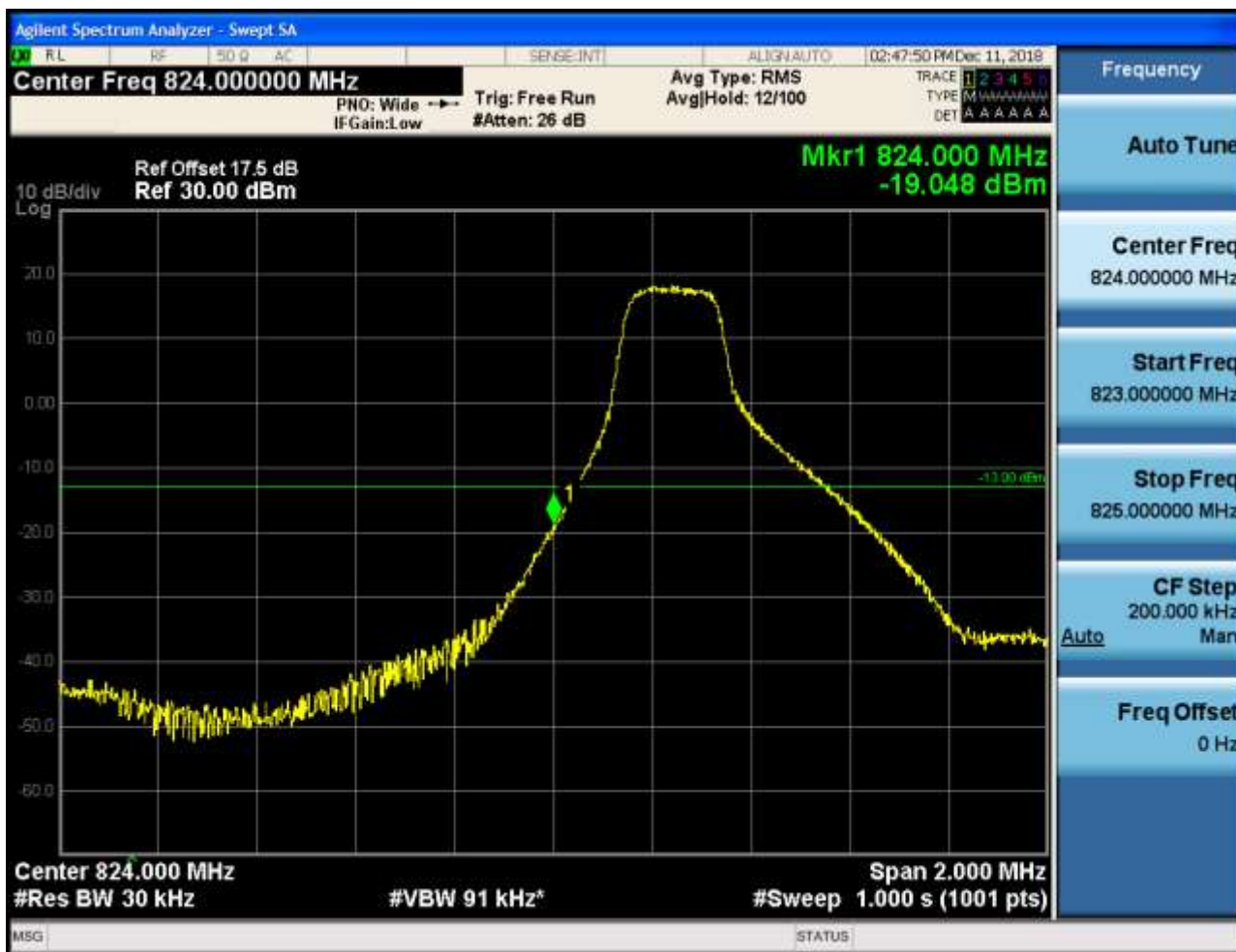
5.1.1.1.1.2.4 Test RB = RB6#0



5.1.1.1.2 Test Bandwidth = 3

5.1.1.1.2.1 Test Channel = LCH

5.1.1.1.2.1.1 Test RB = RB1#0



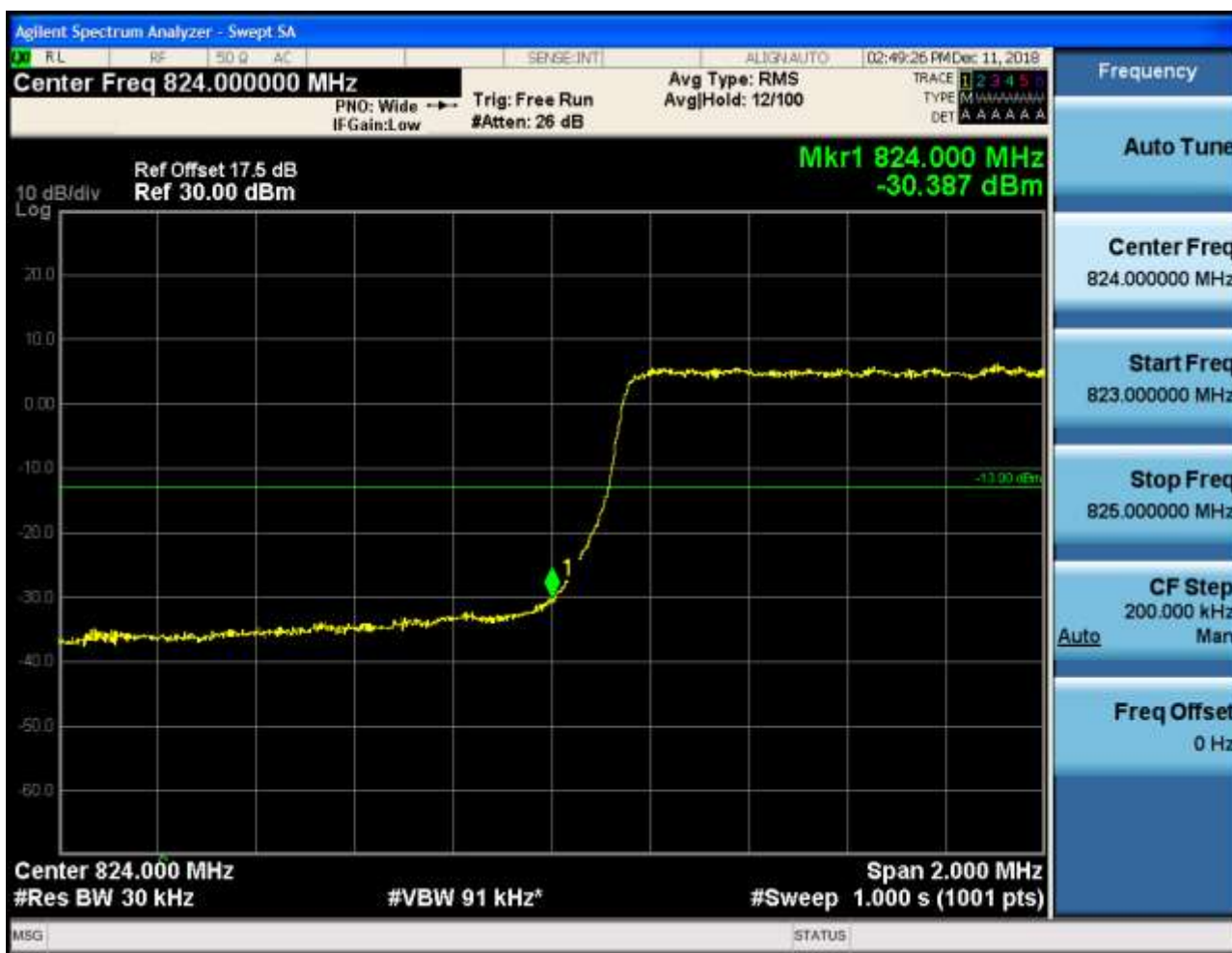
5.1.1.1.2.1.2 Test RB = RB1#14



5.1.1.1.2.1.3 Test RB = RB8#4



5.1.1.1.2.1.4 Test RB = RB15#0



5.1.1.1.2.2 Test Channel = HCH

5.1.1.1.2.2.1 Test RB = RB1#0



5.1.1.1.2.2.2 Test RB = RB1#14



5.1.1.1.2.2.3 Test RB = RB8#4



5.1.1.1.2.2.4 Test RB = RB15#0



5.1.1.1.3 Test Bandwidth = 5

5.1.1.1.3.1 Test Channel = LCH

5.1.1.1.3.1.1 Test RB = RB1#0



5.1.1.1.3.1.2 Test RB = RB1#24



5.1.1.1.3.1.3 Test RB = RB12#6



5.1.1.1.3.1.4 Test RB = RB25#0

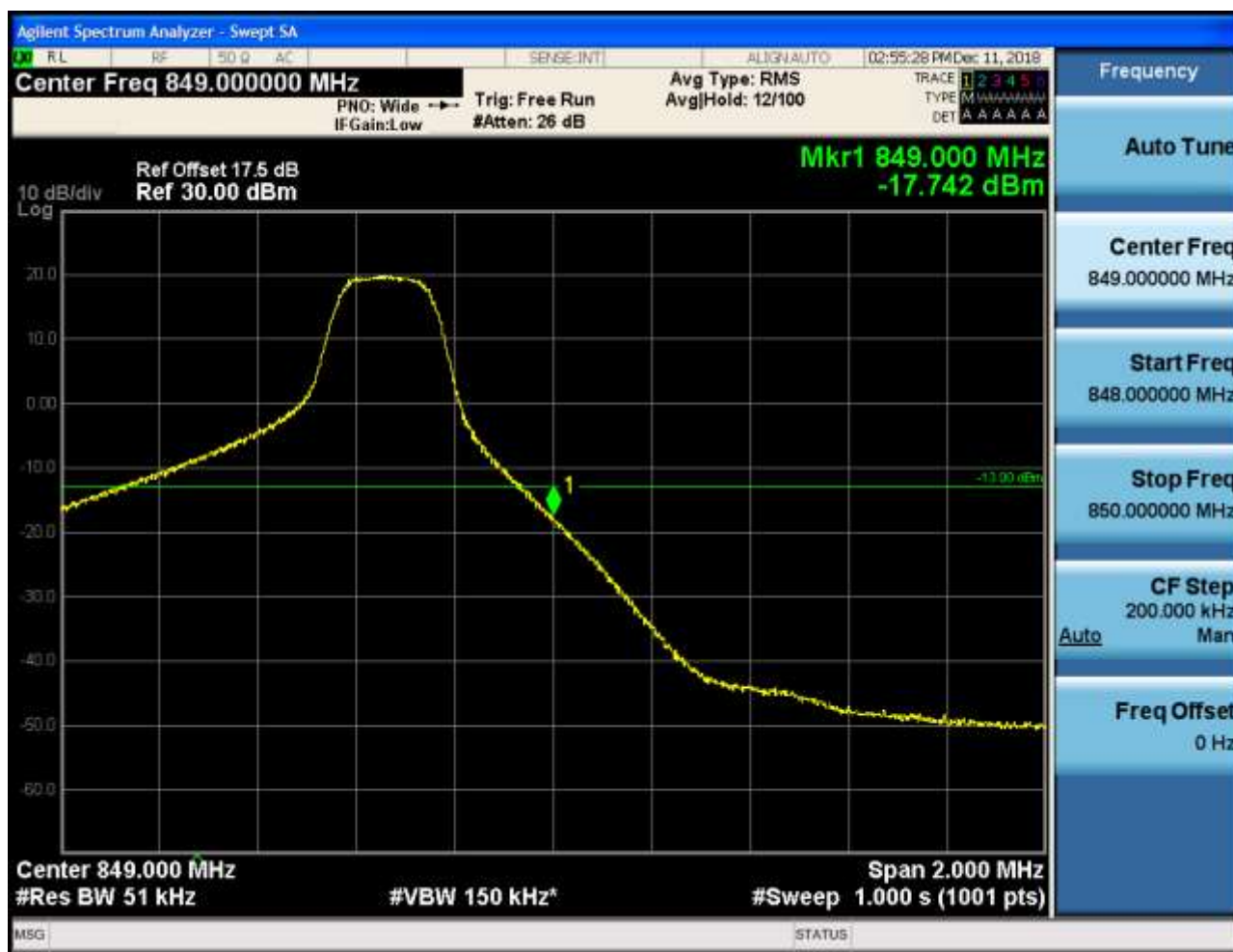


5.1.1.1.3.2 Test Channel = HCH

5.1.1.1.3.2.1 Test RB = RB1#0



5.1.1.1.3.2.2 Test RB = RB1#24



5.1.1.1.3.2.3 Test RB = RB12#6



5.1.1.1.3.2.4 Test RB = RB25#0



5.1.1.1.4 Test Bandwidth = 10

5.1.1.1.4.1 Test Channel = LCH

5.1.1.1.4.1.1 Test RB = RB1#0



5.1.1.1.4.1.2 Test RB = RB1#49



5.1.1.1.4.1.3 Test RB = RB25#13

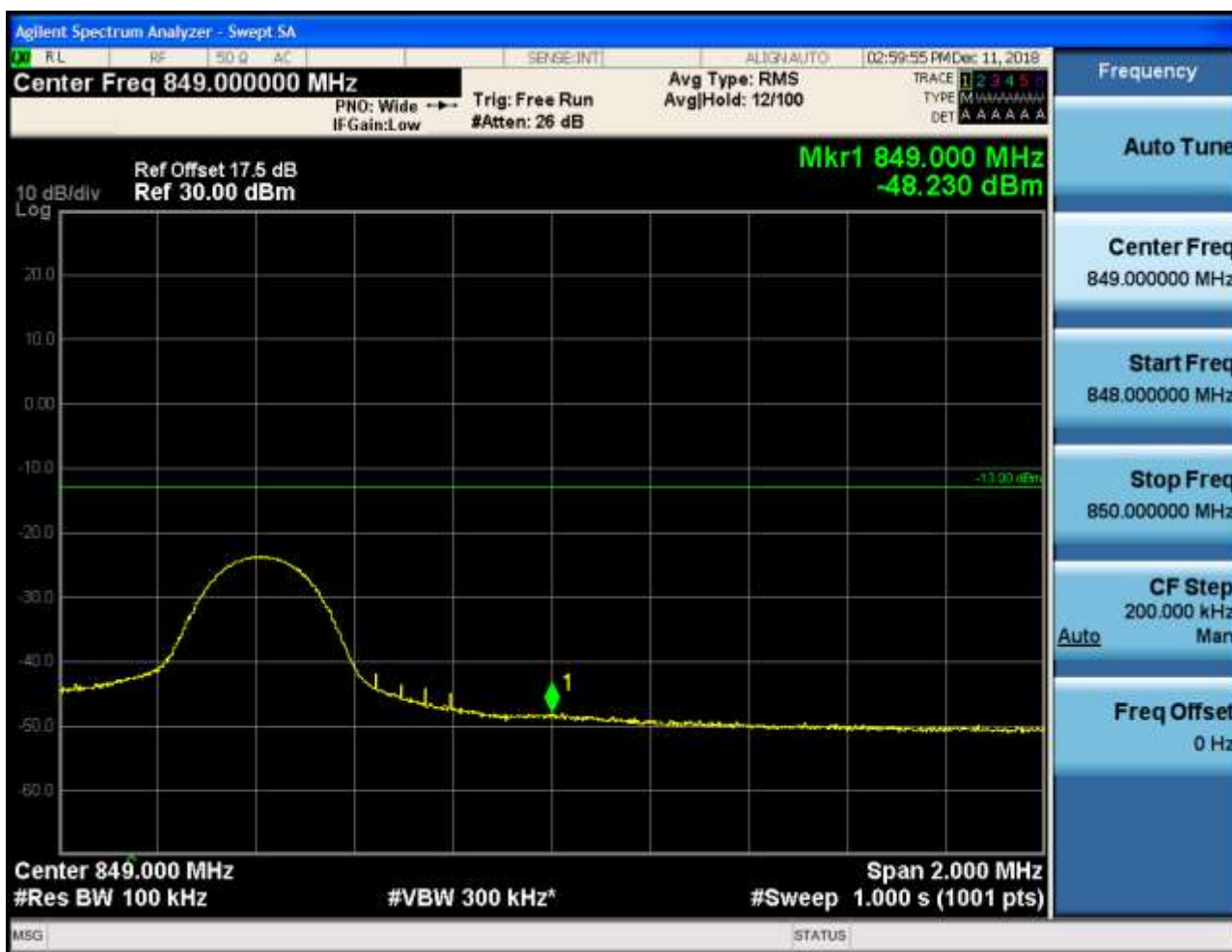


5.1.1.1.4.1.4 Test RB = RB50#0

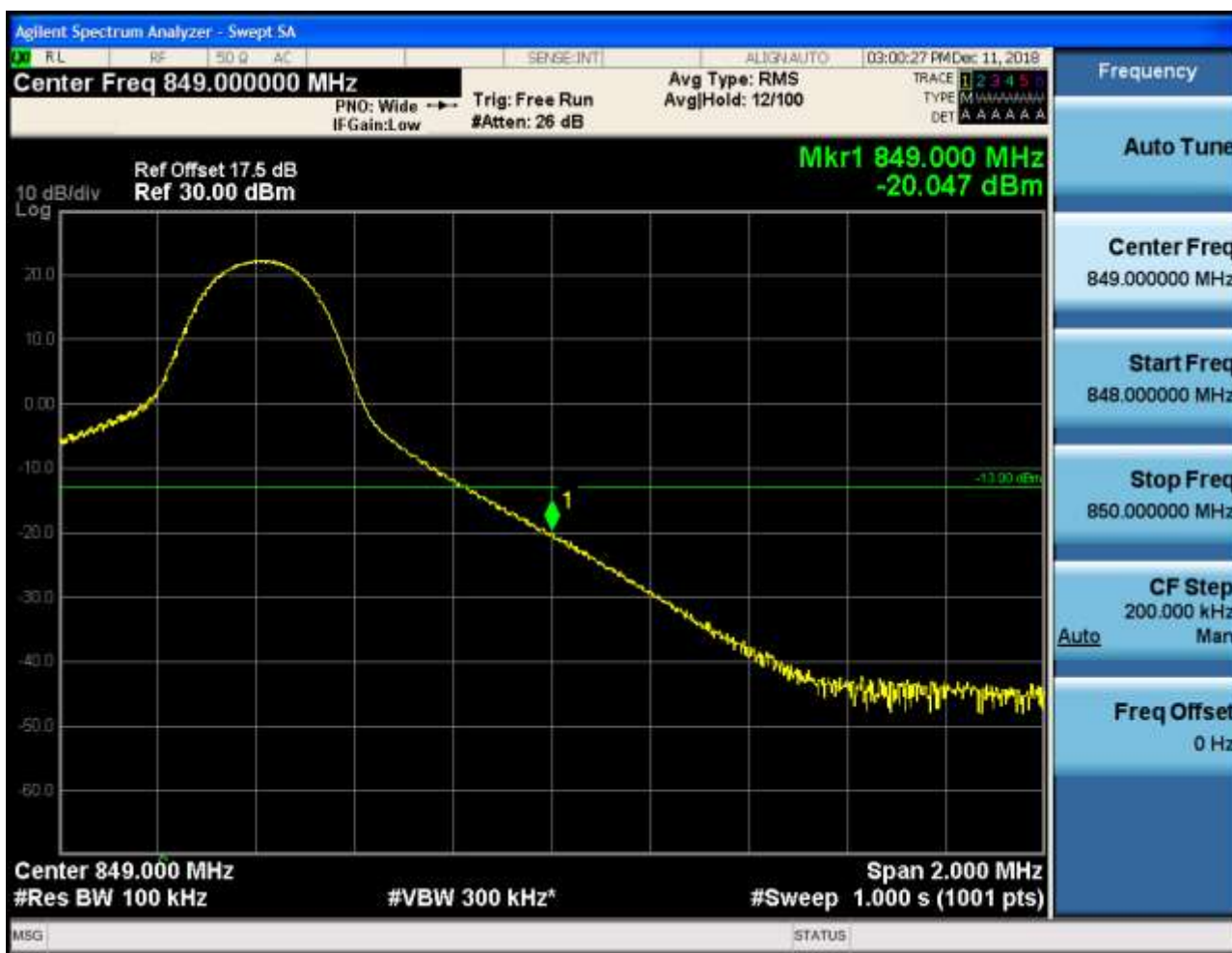


5.1.1.1.4.2 Test Channel = HCH

5.1.1.1.4.2.1 Test RB = RB1#0



5.1.1.1.4.2.2 Test RB = RB1#49



5.1.1.1.4.2.3 Test RB = RB25#13



5.1.1.1.4.2.4 Test RB = RB50#0



5.1.1.2 Test Mode = LTE/TM2

5.1.1.2.1 Test Bandwidth = 1.4

5.1.1.2.1.1 Test Channel = LCH

5.1.1.2.1.1.1 Test RB = RB1#0



5.1.1.2.1.1.2 Test RB = RB1#5



5.1.1.2.1.1.3 Test RB = RB3#2



5.1.1.2.1.1.4 Test RB = RB6#0

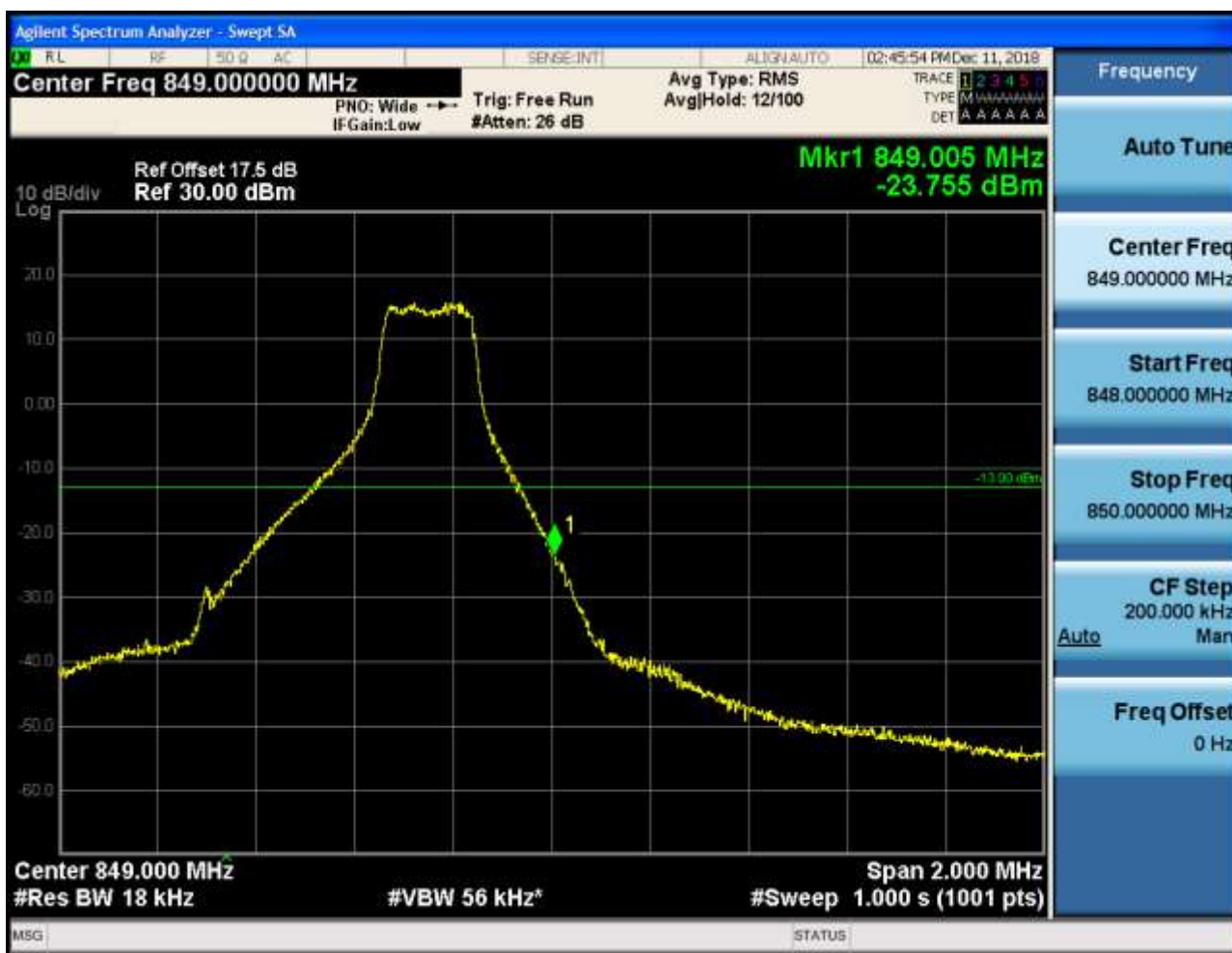


5.1.1.2.1.2 Test Channel = HCH

5.1.1.2.1.2.1 Test RB = RB1#0



5.1.1.2.1.2.2 Test RB = RB1#5



5.1.1.2.1.2.3 Test RB = RB3#2



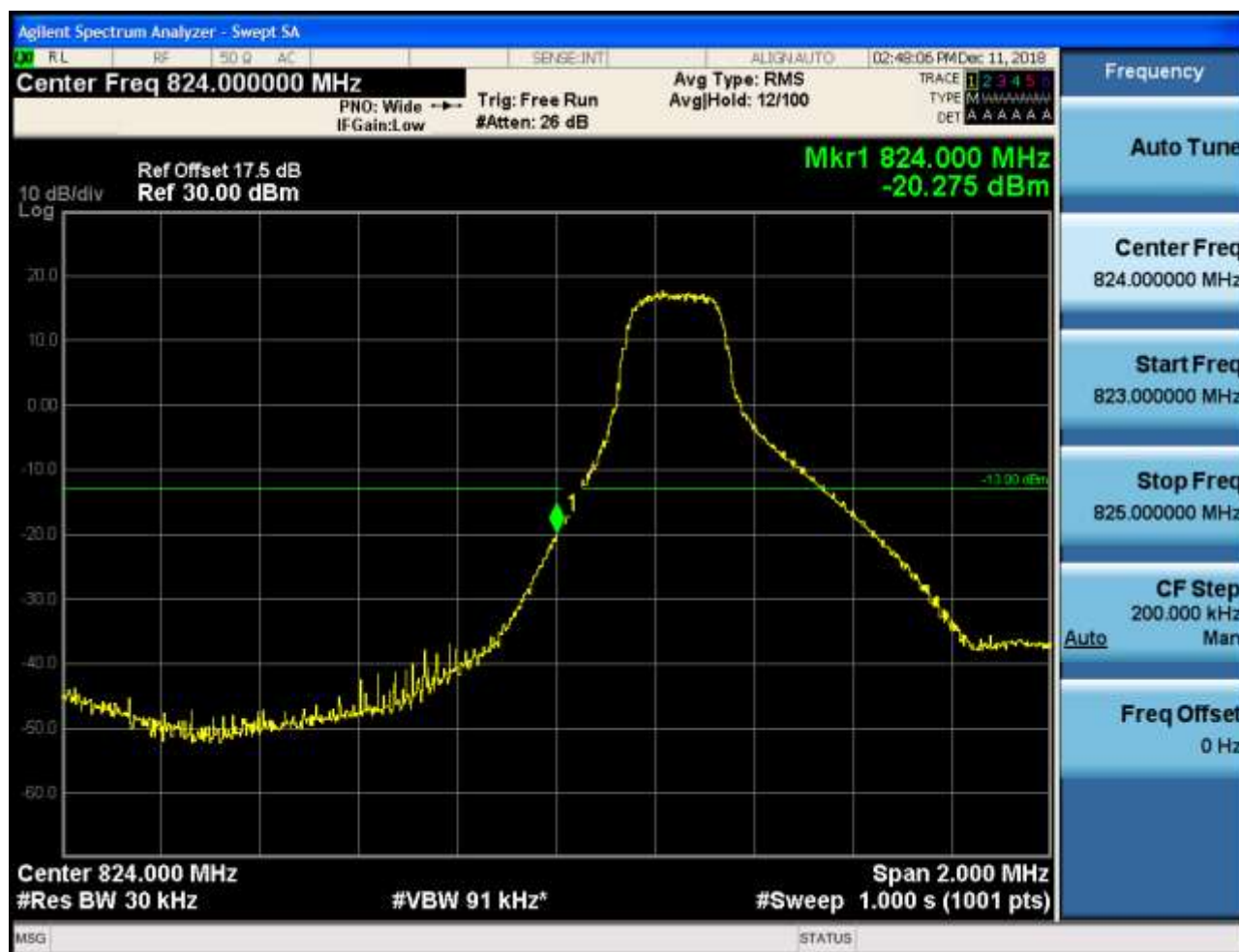
5.1.1.2.1.2.4 Test RB = RB6#0



5.1.1.2.2 Test Bandwidth = 3

5.1.1.2.2.1 Test Channel = LCH

5.1.1.2.2.1.1 Test RB = RB1#0



5.1.1.2.2.1.2 Test RB = RB1#14



5.1.1.2.2.1.3 Test RB = RB8#4



5.1.1.2.2.1.4 Test RB = RB15#0

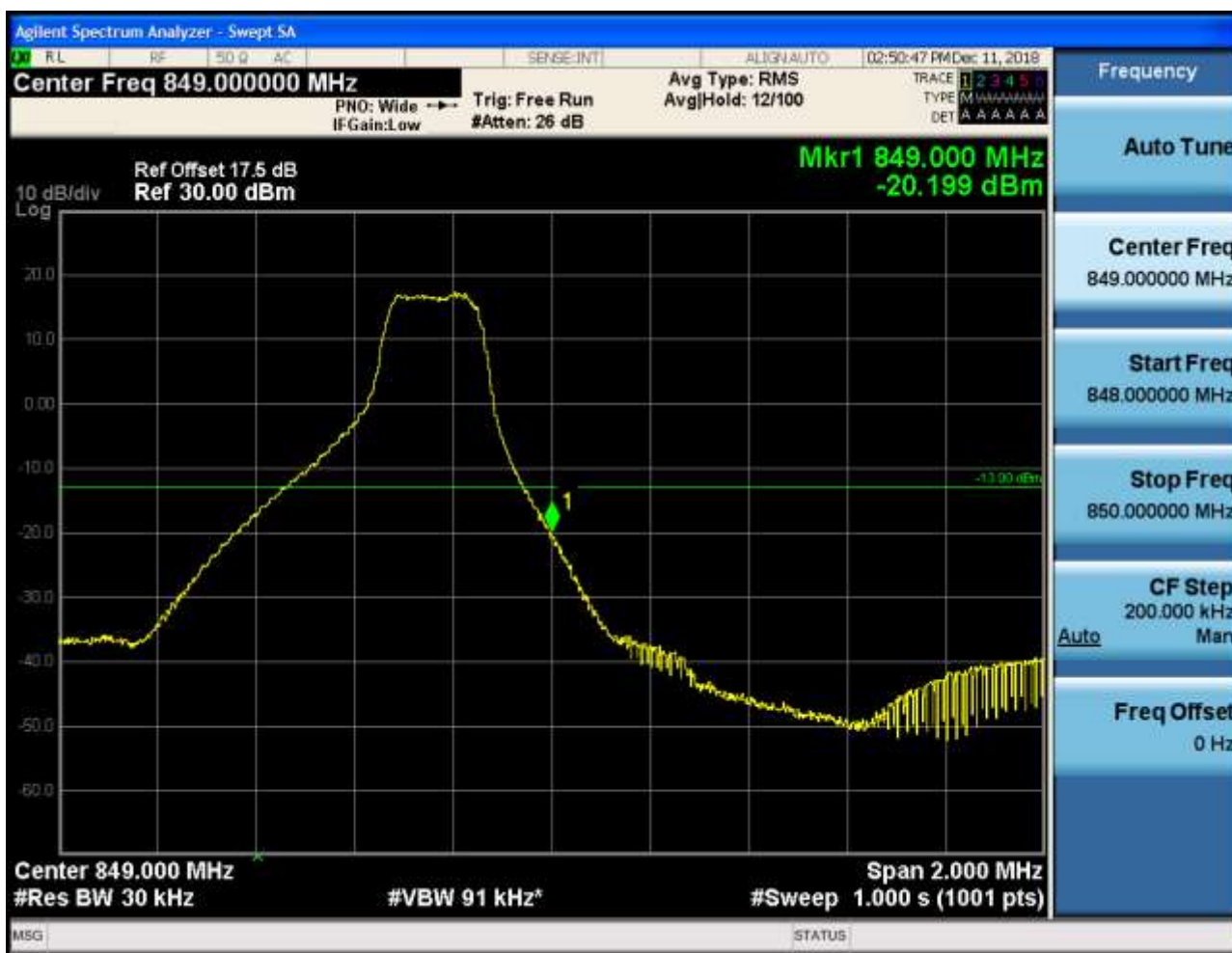


5.1.1.2.2.2 Test Channel = HCH

5.1.1.2.2.2.1 Test RB = RB1#0



5.1.1.2.2.2 Test RB = RB1#14



5.1.1.2.2.3 Test RB = RB8#4



5.1.1.2.2.4 Test RB = RB15#0



5.1.1.2.3 Test Bandwidth = 5

5.1.1.2.3.1 Test Channel = LCH

5.1.1.2.3.1.1 Test RB = RB1#0



5.1.1.2.3.1.2 Test RB = RB1#24



5.1.1.2.3.1.3 Test RB = RB12#6

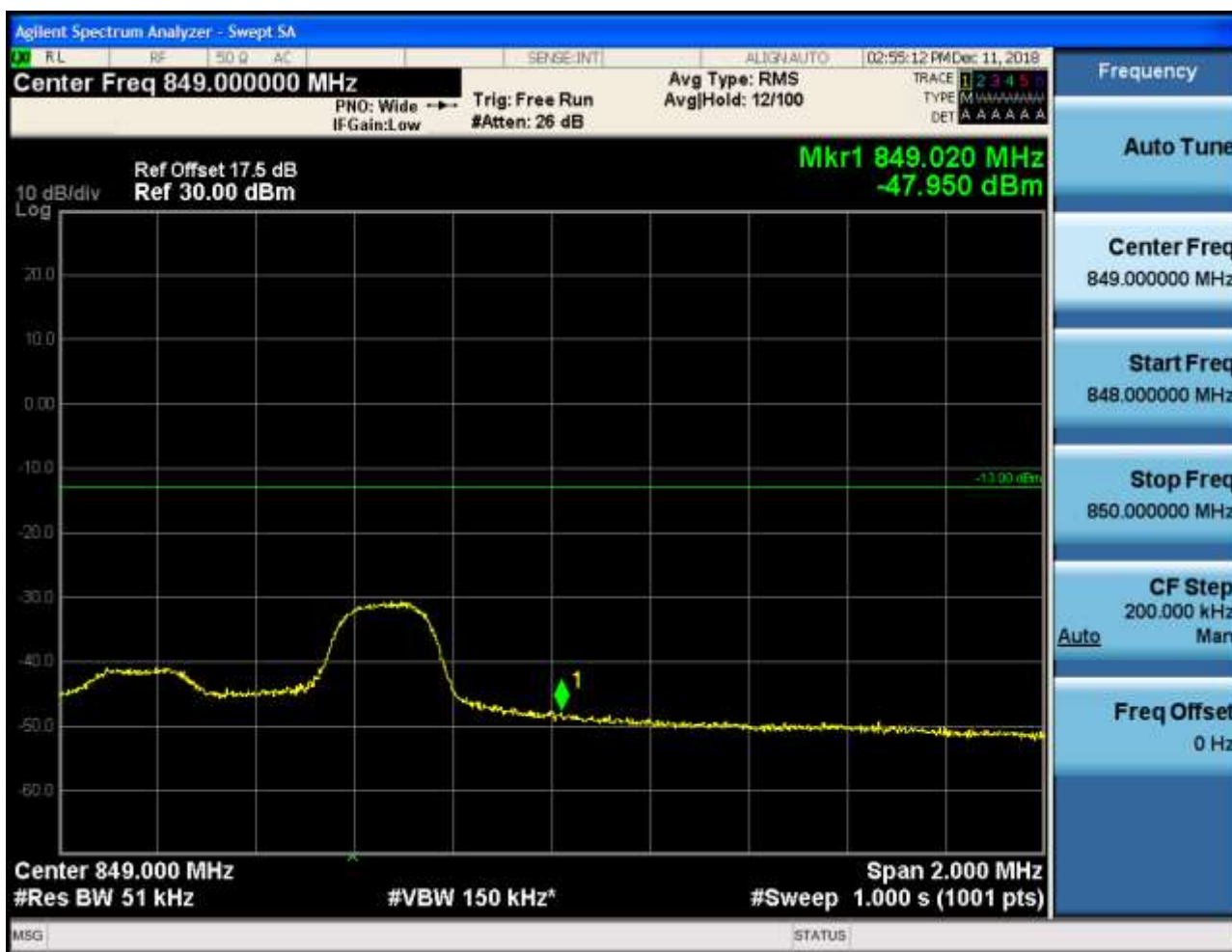


5.1.1.2.3.1.4 Test RB = RB25#0

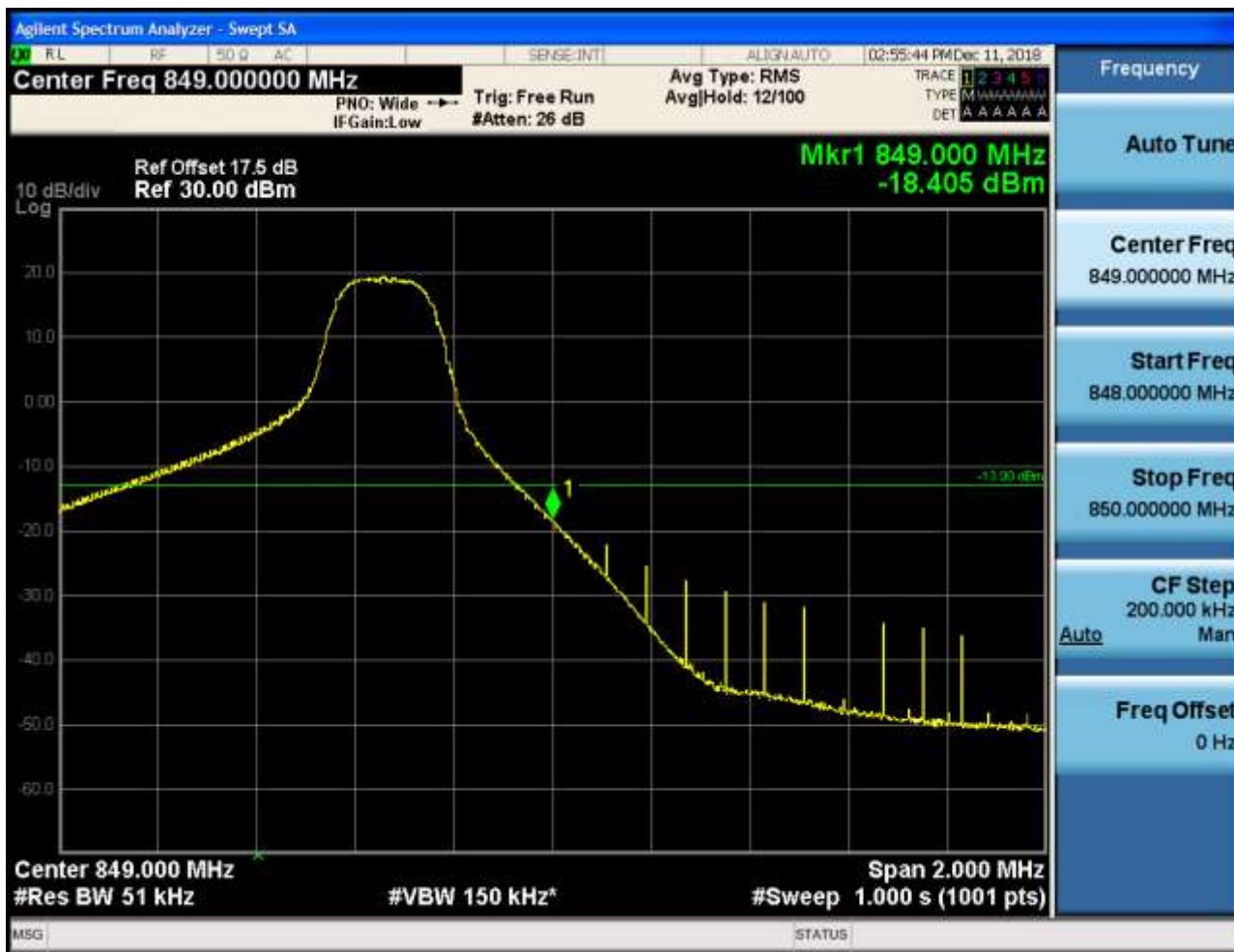


5.1.1.2.3.2 Test Channel = HCH

5.1.1.2.3.2.1 Test RB = RB1#0



5.1.1.2.3.2.2 Test RB = RB1#24



5.1.1.2.3.2.3 Test RB = RB12#6



5.1.1.2.3.2.4 Test RB = RB25#0



5.1.1.2.4 Test Bandwidth = 10

5.1.1.2.4.1 Test Channel = LCH

5.1.1.2.4.1.1 Test RB = RB1#0



5.1.1.2.4.1.2 Test RB = RB1#49



5.1.1.2.4.1.3 Test RB = RB25#13

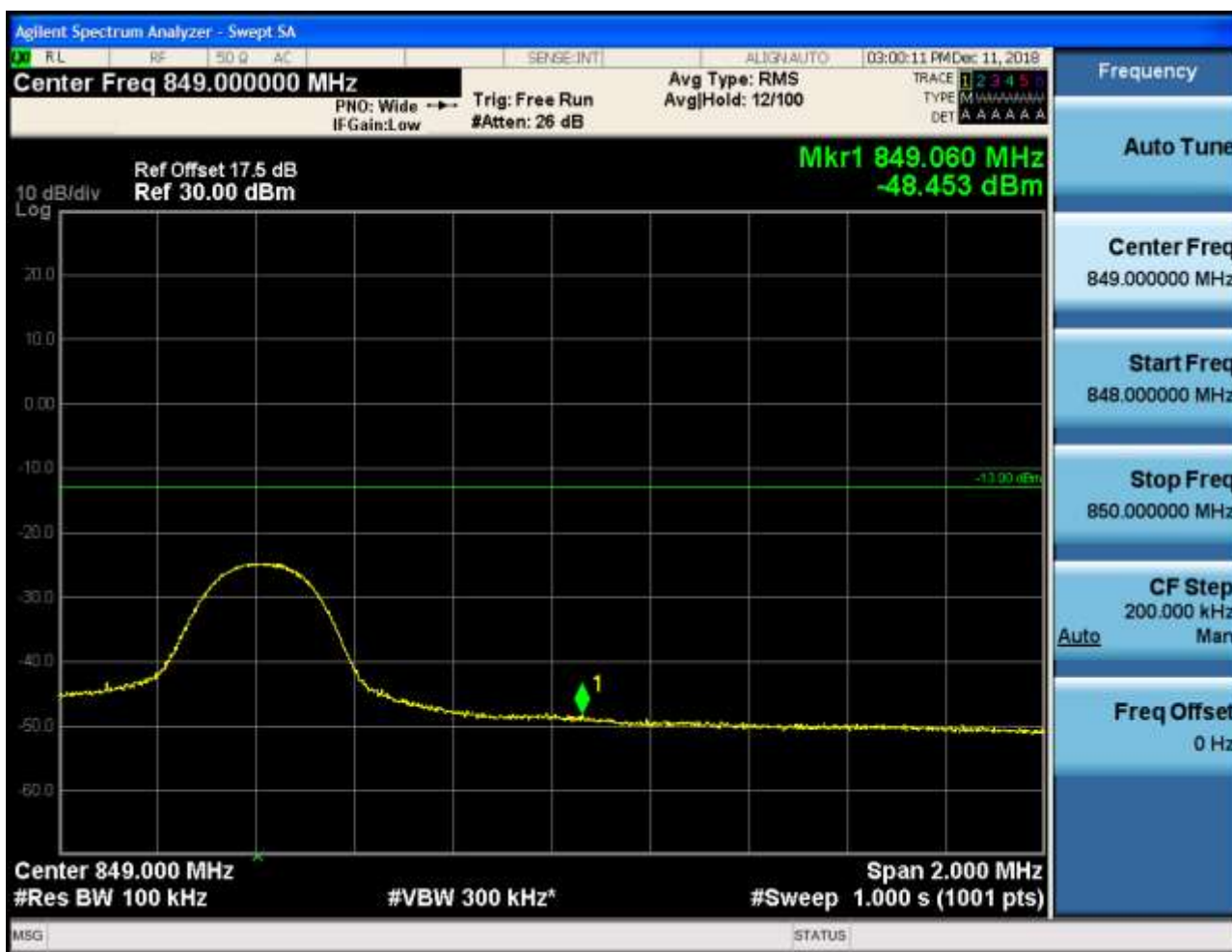


5.1.1.2.4.1.4 Test RB = RB50#0

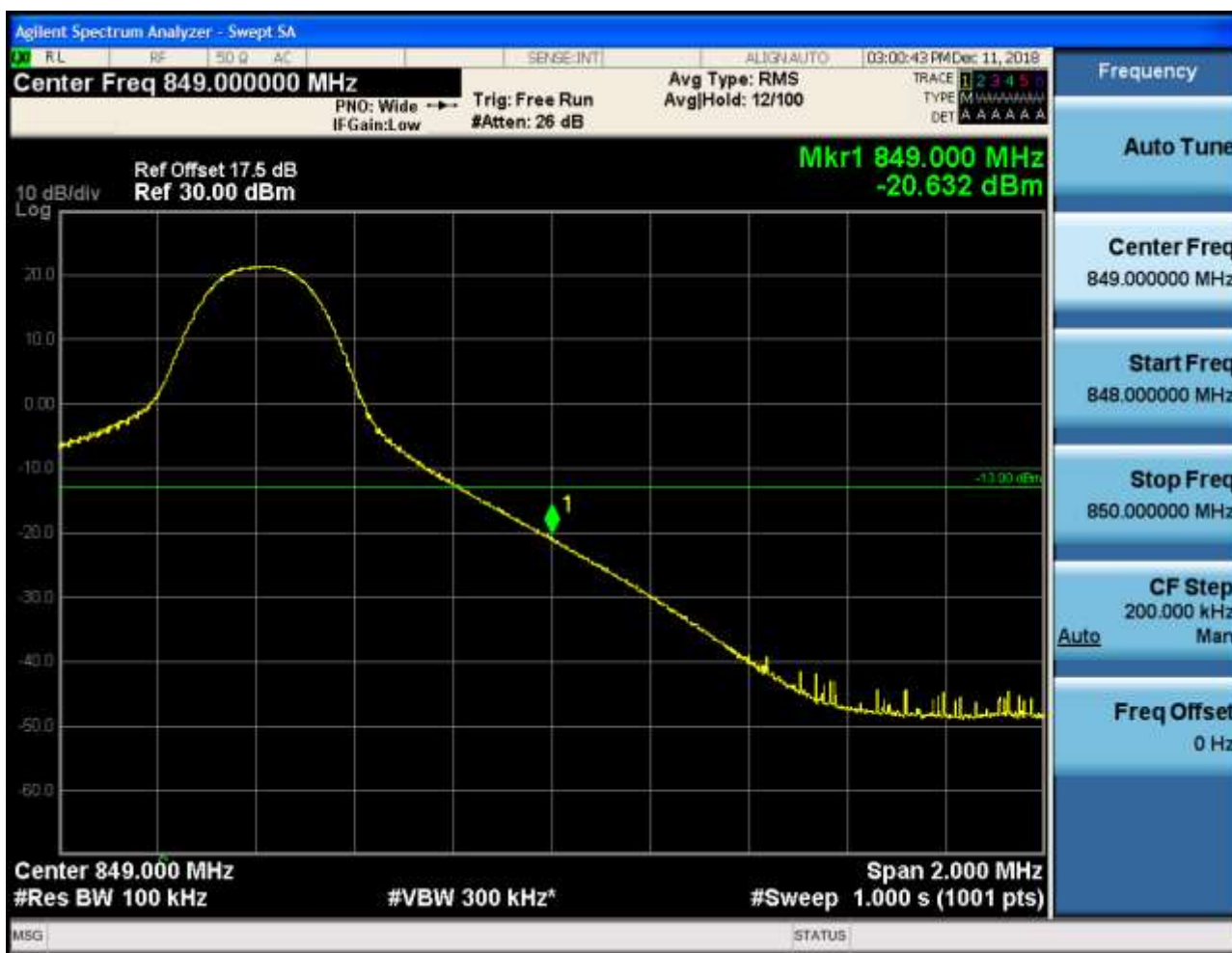


5.1.1.2.4.2 Test Channel = HCH

5.1.1.2.4.2.1 Test RB = RB1#0



5.1.1.2.4.2.2 Test RB = RB1#49



5.1.1.2.4.2.3 Test RB = RB25#13



5.1.1.2.4.2.4 Test RB = RB50#0



6Appendix_F: Spurious Emission at Antenna Terminal

NOTE: For the averaged unwanted emissions measurements, the measurement points in each sweep is greater than twice the Span/RBW in order to ensure bin-to-bin spacing of $< RBW/2$ so that narrowband signals are not lost between frequency bins. As to the present test item, the "Measurement Points = $k * (Span / RBW)$ " with k between 4 and 5, which results in an acceptable level error of less than 0.5 dB.

Part I - Test Plots

6.1 For LTE

6.1.1 Test Band = Band5

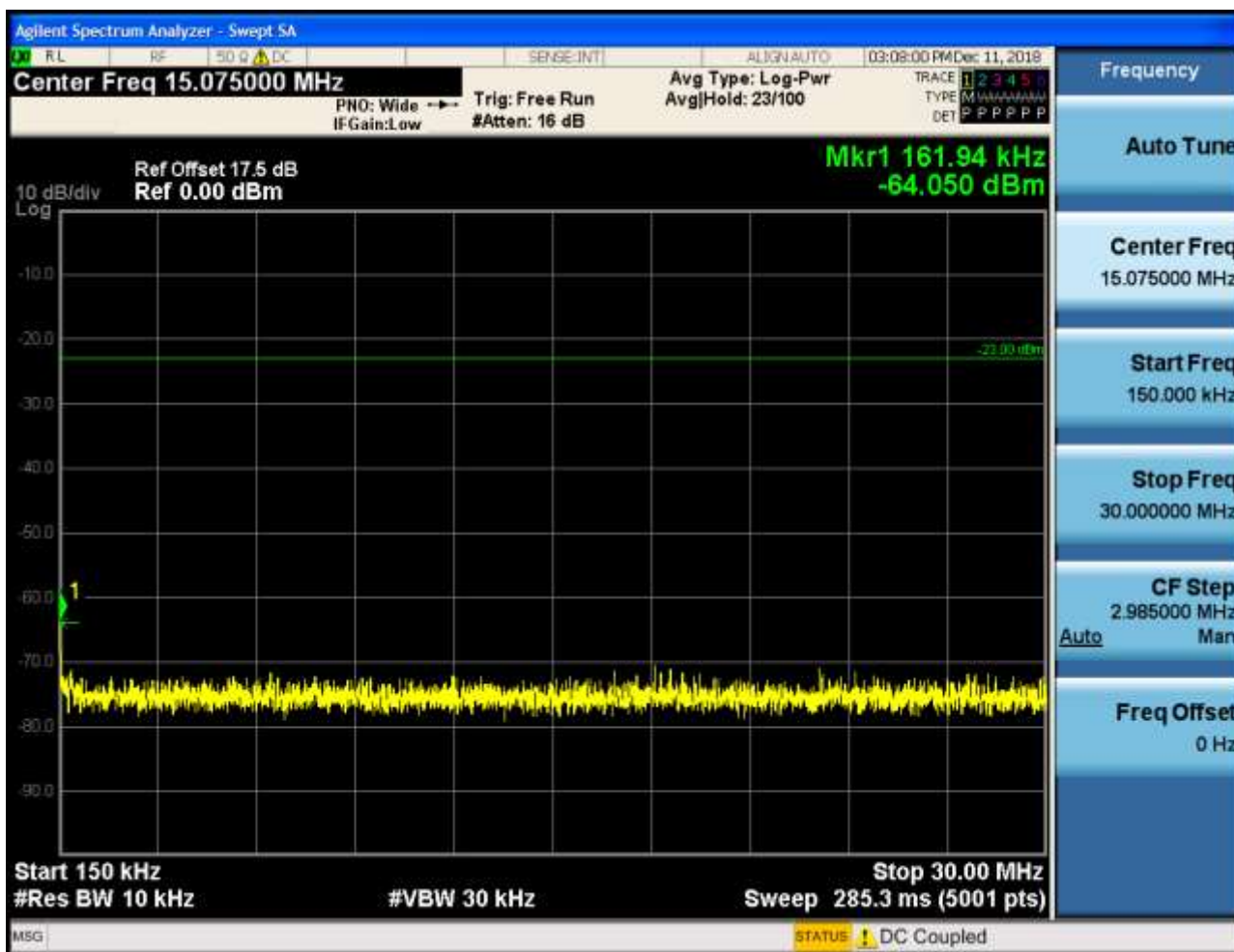
6.1.1.1 Test Mode = LTE/TM1

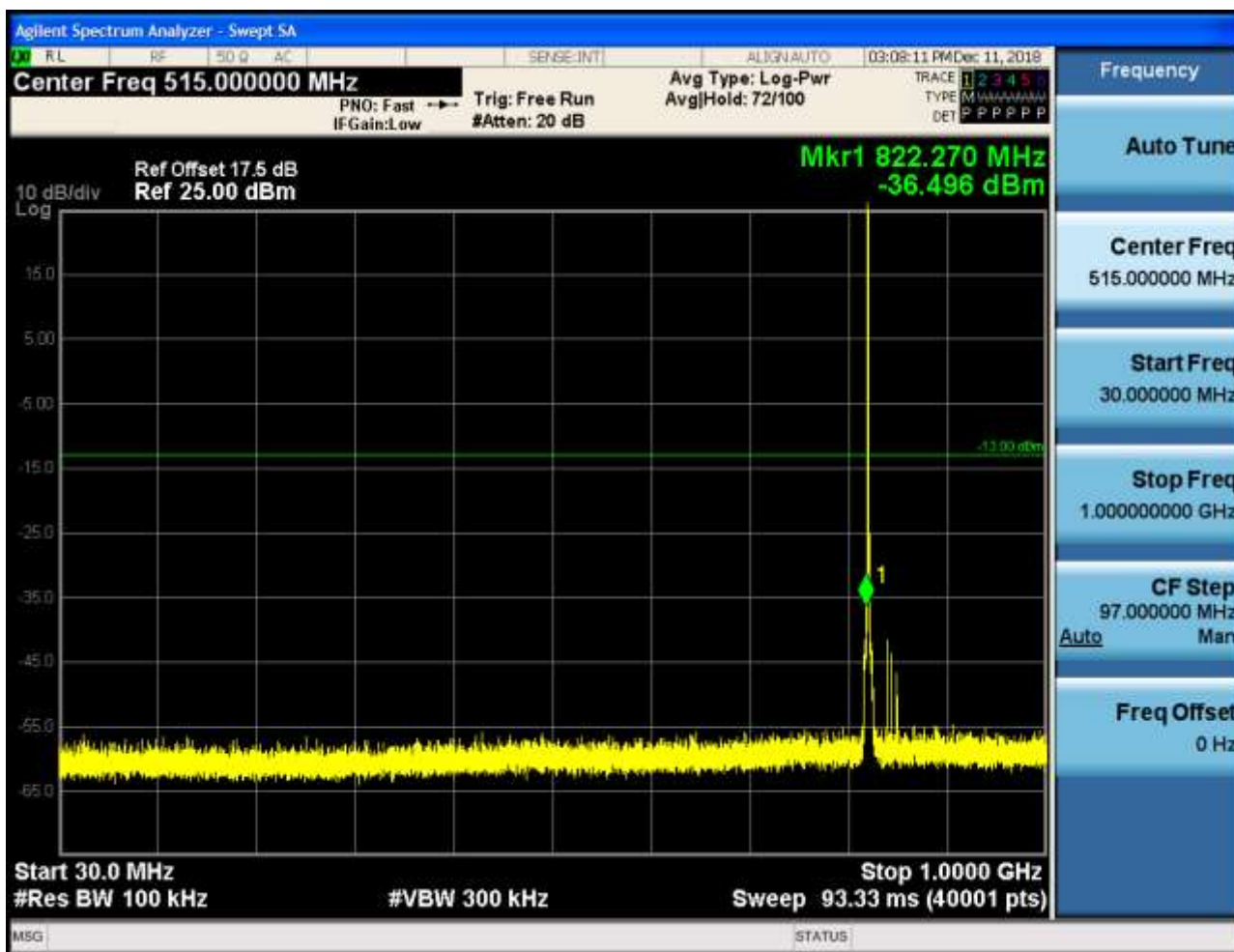
6.1.1.1.1 Test Bandwidth = 1.4

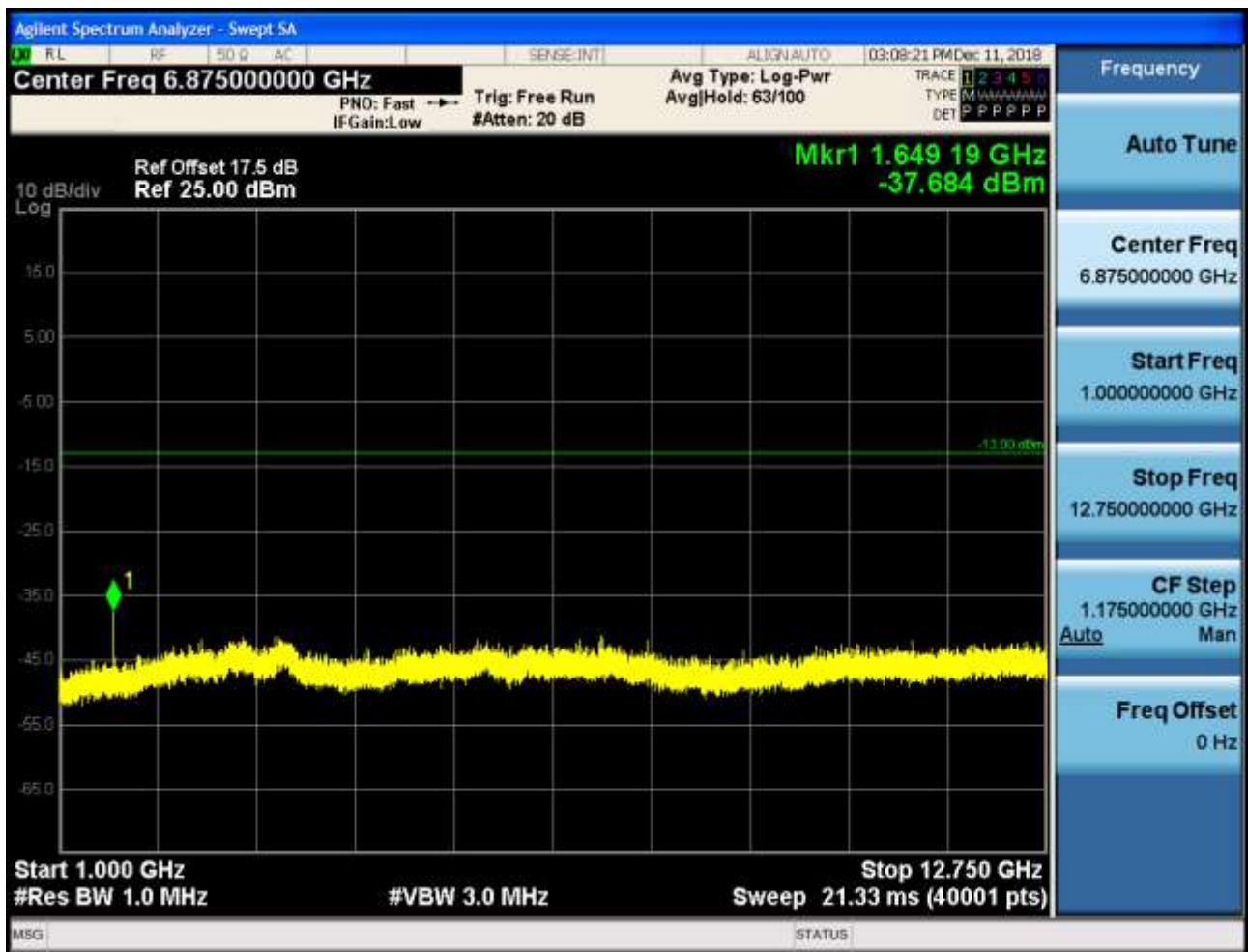
6.1.1.1.1.1 Test Channel = LCH

6.1.1.1.1.1.1 Test RB = RB1#0









6.1.1.1.1.2 Test Channel = MCH

6.1.1.1.1.2.1 Test RB = RB1#0





