


FCC Test Report

FCC ID: QISMHA-L29

Project No. : 1607C287B
Equipment : Smart Phone
Model Name : MHA-L29
Applicant : Huawei Technologies Co.,Ltd.
Address : Administration Building, Headquarters of Huawei Technologies Co., Ltd., Bantian, Longgang District, Shenzhen, 518129, P.R.C

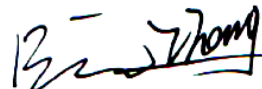
Date of Receipt : Jul. 28, 2016
Jun. 06, 2017
Date of Test : Jul. 28, 2016 ~ Aug. 16, 2016
Jun. 06, 2017 ~ Jun. 27, 2017
Issued Date : Jun. 28, 2017
Tested by : BTL Inc.

Testing Engineer :




(Kevin Li)

Technical Manager :



(Bill Zhang)

Authorized Signatory :



(Steven Lu)

B T L I N C .

No.3, Jinshagang 1st Road, Shixia, Dalang Town, Dongguan,
Guangdong, China.

TEL: +86-769-8318-3000 FAX: +86-769-8319-6000



Declaration

BTL represents to the client that testing is done in accordance with standard procedures as applicable and that test instruments used has been calibrated with standards traceable to international standard(s) and/or national standard(s).

BTL's reports apply only to the specific samples tested under conditions. It is manufacture's responsibility to ensure that additional production units of this model are manufactured with the identical electrical and mechanical components. **BTL** shall have no liability for any declarations, inferences or generalizations drawn by the client or others from **BTL** issued reports.

BTL's report must not be used by the client to claim product certification, approval, or endorsement by NVLAP, NIST, or any agency of the Federal Government.

This report is the confidential property of the client. As a mutual protection to the clients, the public and **BTL-self**, extracts from the test report shall not be reproduced except in full with **BTL's** authorized written approval.

BTL's laboratory quality assurance procedures are in compliance with the **ISO Guide 17025** requirements, and accredited by the conformity assessment authorities listed in this test report.

Limitation

For the use of the authority's logo is limited unless the Test Standard(s)/Scope(s)/Item(s) mentioned in this test report is (are) included in the conformity assessment authorities acceptance respective.

Table of Contents	Page
REPORT ISSUED HISTORY	4
1 . CERIFICATION	5
2 . SUMMARY OF TEST RESULTS	6
2.1 TEST FACILITY	7
2.2 MEASUREMENT UNCERTAINTY	7
3 . GENERAL INFORMATION	8
3.1 GENERAL DESCRIPTION OF EUT	8
3.2 DESCRIPTION OF TEST MODES	9
3.3 EUT OPERATING CONDITIONS	10
3.4 BLOCK DIAGRAM SHOWING THE CONFIGURATION OF SYSTEM TESTED	10
3.5 DESCRIPTION OF SUPPORT UNITS	12
4 . EMC EMISSION TEST	13
4.1 CONDUCTED EMISSION MEASUREMENT	13
4.1.1 POWER LINE CONDUCTED EMISSION	13
4.1.2 MEASUREMENT INSTRUMENTS LIST	13
4.1.3 TEST PROCEDURE	14
4.1.4 DEVIATION FROM TEST STANDARD	14
4.1.5 TEST SETUP	14
4.1.6 EUT OPERATING CONDITIONS	14
4.1.7 TEST RESULTS	15
4.2 RADIATED EMISSION MEASUREMENT	44
4.2.1 LIMITS OF RADIATED EMISSION MEASUREMENT	44
4.2.2 MEASUREMENT INSTRUMENTS LIST	45
4.2.3 TEST PROCEDURE	46
4.2.4 DEVIATION FROM TEST STANDARD	46
4.2.5 TEST SETUP	47
4.2.6 TEST RESULTS-BELOW 1GHZ	47
4.2.7 TEST RESULTS-ABOVE 1GHZ	76

REPORT ISSUED HISTORY

Issued No.	Description	Issued Date
BTL-FCCE-1-1607C287	Original report.	Aug. 18, 2016
BTL-FCCE-1-1607C287B	Compared with the previous report (BTL-FCCE-1-1607C287), A. The PA SKY78117-14 change to SKY78117-14A. B. The PA SKY78114-14 change to SKY78114-21. So the radiated test items have been re-evaluated and recorded in the test report, the rest are kept the same.	Jun. 28, 2017

1. CERIFICATION

Equipment : Smart Phone
Brand Name : HUAWEI
Model Name : MHA-L29
Applicant : Huawei Technologies Co.,Ltd.
Manufacturer: Huawei Technologies Co.,Ltd.
Address : Administration Building, Headquarters of Huawei Technologies Co., Ltd.,
Bantian, Longgang District, Shenzhen, 518129, P.R.C
Factory : Huawei Technologies Co.,Ltd.
Address : Administration Building, Headquarters of Huawei Technologies Co., Ltd.,
Bantian, Longgang District, Shenzhen, 518129, P.R.C
Date of Test : Jul. 28, 2016 ~ Aug. 16, 2016
Jun. 06, 2017 ~ Jun. 27, 2017
Test Sample : Engineering Sample
Standard(s) : FCC Part 15, Subpart B
ANSI C63.4-2014

The above equipment has been tested and found compliance with the requirement of the relative standards by BTL Inc.

The test data, data evaluation, and equipment configuration contained in our test report (Ref No. BTL-FCCE-1-1607C287B) were obtained utilizing the test procedures, test instruments, test sites that has been accredited by the Authority of TAF according to the ISO-17025 quality assessment standard and technical standard(s).

2. SUMMARY OF TEST RESULTS

Test procedures according to the technical standard(s):

EMC Emission				
Standard(s)	Test Item	Limit	Judgment	Remark
FCC Part15, Subpart B ANSI C63.4-2014	Conducted Emission	Class B	PASS	
	Radiated emission Below 1 GHz	Class B	PASS	
	Radiated emission Above 1 GHz	Class B	PASS	NOTE(2)

NOTE:

- (1) " N/A" denotes test is not applicable to this device.
- (2) The EUT's max operating frequency exceeds 108 MHz, so the test will be performed.

2.1 TEST FACILITY

The test facilities used to collect the test data in this report at the location of No.3, Jinshagang 1st Road, Shixia, Dalang Town, Dongguan, Guangdong, China.

2.2 MEASUREMENT UNCERTAINTY

Where relevant, the following measurement uncertainty levels have been estimated for tests performed on the EUT as specified in CISPR 16-4-2. The BTL measurement uncertainty is less than the CISPR 16-4-2 U_{CISPR} requirement.

The reported uncertainty of measurement $y \pm U$, where expanded uncertainty U is based on a standard uncertainty multiplied by a coverage factor of $k=2$, providing a level of confidence of approximately **95%**.

A. Conducted Measurement :

Test Site	Method	Measurement Frequency Range	U,(dB)
DG-C01	CISPR	150 kHz ~ 30MHz	3.16

B. Radiated Measurement :

Test Site	Method	Measurement Frequency Range	Ant. H / V	U, (dB)
DG-CB03 (3m)	CISPR	9KHz ~ 30MHz	V	3.79
		9KHz ~ 30MHz	H	3.57
		30MHz ~ 200MHz	V	3.82
		30MHz ~ 200MHz	H	3.78
		200MHz ~ 1,000MHz	V	4.10
		200MHz ~ 1,000MHz	H	4.06

Test Site	Method	Measurement Frequency Range	Ant. H / V	U, (dB)
DG-CB03 (3m)	CISPR	1GHz ~ 18GHz	V	3.12
		1GHz ~ 18GHz	H	3.68
		18GHz ~ 40GHz	V	4.15
		18GHz ~ 40GHz	H	4.14

Note: Unless specifically mentioned, the uncertainty of measurement has not been taken into account to declare the compliance or non-compliance to the specification.

3. GENERAL INFORMATION

3.1 GENERAL DESCRIPTION OF EUT

Equipment	Smart Phone
Brand Name	HUAWEI
Model Name	MHA-L29
Model Difference	NA
HW Version	HL1AMHAM
SW Version	M300-L29C900B095
Frequency	GSM 850/1900 WCDMA B2/4/5 LTE B2/4/5/7/12/17/26/29/38/41 BT 4.0 Wi-Fi: 802.11a/b/g/n/ac NFC:13.56 GPS:1575.42
Power Source	#1 DC Voltage supplied from AC/DC adapter. Manufacturer: (1) DONGGUAN PHITEK ELECTRONICS CO.,LTD. (2) SHENZHEN HUNTKEY ELECTRONIC CO.,LTD. (3) Salcomp (Shenzhen)Co.,Ltd Model: HW-050450E00 (EU) HW-050450A00 (AU) HW-050450B00 (UK) HW-050450U00 (US) #2 Supplied from battery.
Power Rating	#1 I/P: ~100V-240V-5V 0.75A O/P: 5V === 2A/5A #2 DC +3.82V

Note:

1. For a more detailed features description, please refer to the manufacturer's specifications or the user's manual.
- 2.

Item	Mfr/Brand	Model.
Battery	Sunwoda Electronic Co., LTD	HB396689ECW
	SCUD (FUJIAN) Electronics Co., Ltd	
	Desay Battery Co., Ltd.	
USB Cable	Kangrui Electronics (shenzhen) Co., Ltd.	801-CD-U0412-1262
	LUXSHARE-ICT Co., Ltd.	L99UC018-CS-H
	Chang Shu Honglin Technology Co.,Ltd.	130-27309
Earphone	JIANGXI LIANCHUANG HONGSHENG ELECTRONIC CO., LTD	MEMD1632B580C00
	BOLUO COUNTY QUANCHENG ELECTRONIC CO., LTD	1311-3291-3.5mm-229
	MERRY ELECTRONICS (SHENZHEN) CO., LTD.	EMC309-001

3.2 DESCRIPTION OF TEST MODES

To investigate the maximum EMI emission characteristics generated from EUT, the test system was pre-scanning tested base on the consideration of following EUT operation mode or test configuration mode which possible have effect on EMI emission level. Each of these EUT operation mode(s) or test configuration mode(s) mentioned above was evaluated respectively.

Pretest Mode	Description
Mode 1	USB copy(EUT with PC)+Idle+ Earphone
Mode 2	Adapter+Idle+BT+2.4G WIFI+GPS+Camera on+Earphone
Mode 3	Adapter+Idle+BT+5G WIFI+GPS+Camera on+Earphone
Mode 4	Adapter+Idle+Playing+Speaker
Mode 5	Adapter+Traffic (GSM)+ Earphone
Mode 6	Adapter+Traffic (WCDMA)
Mode 7	Adapter+Traffic (LTE)

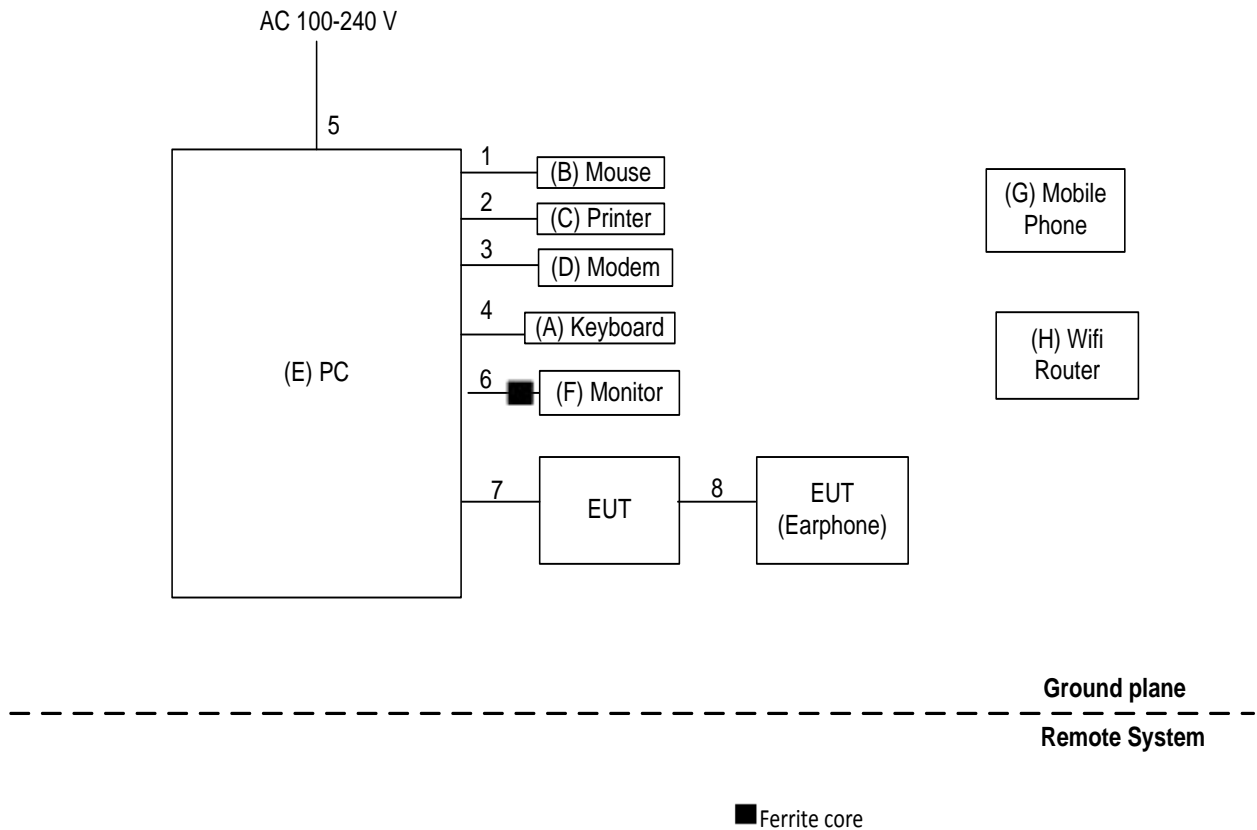
For Conducted Test	
Final Test Mode	Description
Mode 1	USB copy(EUT with PC)+Idle+ Earphone
Mode 2	Adapter+Idle+BT+2.4G WIFI+GPS+Camera on+Earphone
Mode 3	Adapter+Idle+BT+5G WIFI+GPS+Camera on+Earphone
Mode 4	Adapter+Idle+Playing+Speaker
Mode 5	Adapter+Traffic (GSM)+ Earphone
Mode 6	Adapter+Traffic (WCDMA)
Mode 7	Adapter+Traffic (LTE)

For Radiated Test	
Final Test Mode	Description
Mode 1	USB copy(EUT with PC)+Idle+ Earphone
Mode 2	Adapter+Idle+BT+2.4G WIFI+GPS+Camera on+Earphone
Mode 3	Adapter+Idle+BT+5G WIFI+GPS+Camera on+Earphone
Mode 4	Adapter+Idle+Playing+Speaker
Mode 5	Adapter+Traffic (GSM)+ Earphone
Mode 6	Adapter+Traffic (WCDMA)
Mode 7	Adapter+Traffic (LTE)

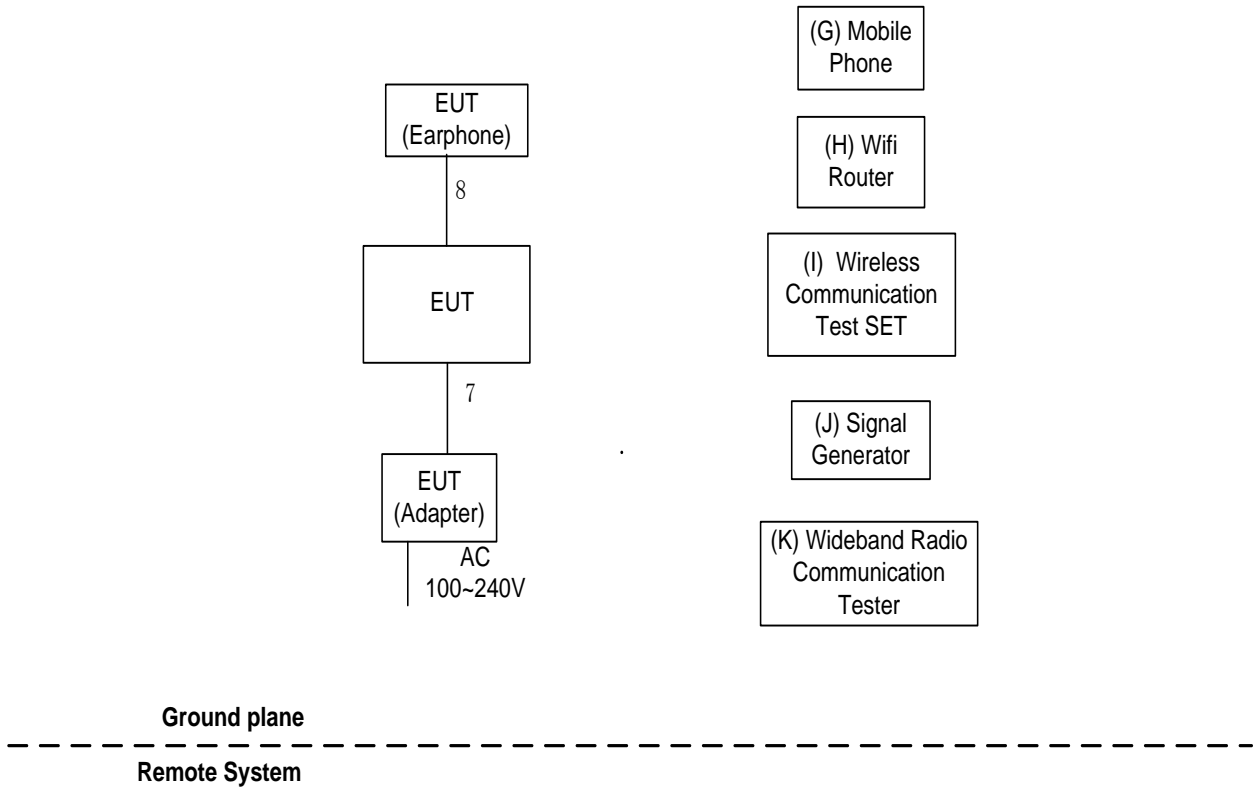
3.3 EUT OPERATING CONDITIONS

The EUT exercise program used during radiated and/or conducted emission measurement was designed to exercise the various system components in a manner similar to a typical use.

3.4 BLOCK DIAGRAM SHOWING THE CONFIGURATION OF SYSTEM TESTED Mode 1



Mode 2-7



3.5 DESCRIPTION OF SUPPORT UNITS

The EUT has been tested as an independent unit together with other necessary accessories or support units. The following support units or accessories were used to form a representative test configuration during the tests.

Item	Equipment	Mfr/Brand	Model/Type No.	FCC ID	Series No.
A	USB Keyboard	Dell	L100	DOC	CNORH6596589071T08NE
B	USB Mouse	Dell	MO56UOA	DOC	FQJ000BS
C	Printer	SII	DPU-414	DOC	3018507 B
D	Modem	ACEEX	DM-1414V	IFAXDM1414	0603002131
E	PC	Dell	DCSM 745	DOC	G7K832X
F	LCD monitor	Dell	E177FPC	DOC	CNOFJ179-64180-6AG-1WNS
G	Mobile phone	samsung	SGH-1747	A3LSGH1747	R31C208VLDB
H	Router	TP-LINK	TL-WR1041N	N/A	N/A
I	Wireless Communication Test SET	Agilent	(8960 Series)	N/A	MY48364183
J	Signal Generator	Agilent	E4438C	N/A	MY49071316
K	Wideband Radio Communication Tester	RS	CMW500	N/A	122125

Item	Shielded Type	Ferrite Core	Length	Note
1	YES	NO	1.8m	USB Cable
2	YES	NO	1.8m	Parallel Cable
3	YES	NO	1.8m	RS232 Cable
4	YES	NO	1.8m	USB Cable
5	NO	NO	1.8m	AC power Cable
6	YES	YES	1.8m	D-SUB Cable
7	YES	NO	1m	USB Cable
8	NO	NO	1.2m	Earphone Cable

4. EMC EMISSION TEST

4.1 CONDUCTED EMISSION MEASUREMENT

4.1.1 POWER LINE CONDUCTED EMISSION (FREQUENCY RANGE 150KHZ-30MHZ)

FREQUENCY (MHz)	Class A (dBuV)		Class B (dBuV)	
	Quasi-peak	Average	Quasi-peak	Average
0.15 -0.5	79.00	66.00	66 - 56 *	56 - 46 *
0.50 -5.0	73.00	60.00	56.00	46.00
5.0 -30.0	73.00	60.00	60.00	50.00

Note:

- (1) The tighter limit applies at the band edges.
- (2) The limit of " * " marked band means the limitation decreases linearly with the logarithm of the frequency in the range.
- (3) The test result calculated as following:
 Measurement Value = Reading Level + Correct Factor
 Correct Factor = Insertion Loss + Cable Loss + Attenuator Factor(if use)
 Margin Level = Measurement Value - Limit Value

4.1.2 MEASUREMENT INSTRUMENTS LIST

没 Item	Kind of Equipment	Manufacturer	Type No.	Serial No.	Calibrated until
1	Artificial-Mains Network	SCHWARZBECK	NSLK 8127	8127685	Nov. 20, 2016
2	LISN	R&S	ENV216	100526	Mar. 27, 2017
3	Test Cable	N/A	RG400 12m	N/A	Mar. 10, 2017
4	EMI Test Receiver	R&S	ESR3	101862	Nov. 20, 2016
5	50Ω Terminator	SHX	TF2-3G-A	08122901	Mar. 27, 2017
6	Measurement Software	Farad	EZ-EMC Ver.NB-03A1-01	N/A	N/A

Remark: "N/A" denotes no model name, serial no. or calibration specified.
 All calibration period of equipment list is one year.

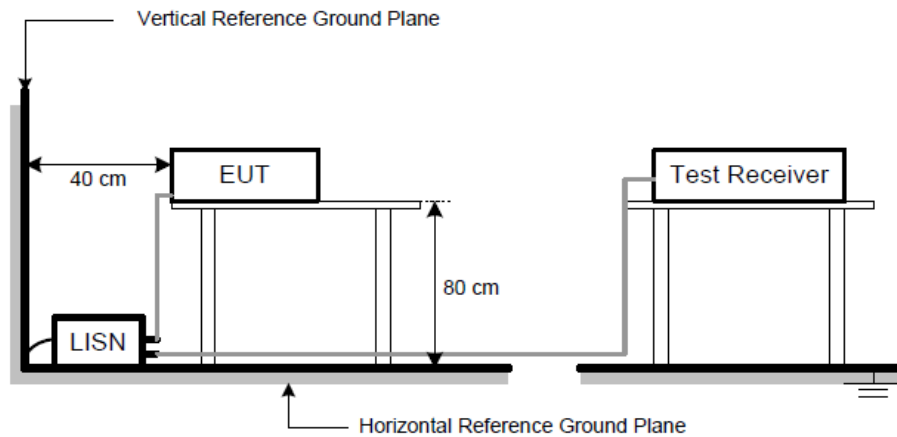
4.1.3 TEST PROCEDURE

- a. The EUT was placed 0.8 meters from the horizontal ground plane with EUT being connected to the power mains through a line impedance stabilization network (LISN). All other support equipments powered from additional LISN(s). The LISN provide 50 Ohm/ 50uH of coupling impedance for the measuring instrument.
- b. Interconnecting cables that hang closer than 40 cm to the ground plane shall be folded back and forth in the center forming a bundle 30 to 40 cm long.
- c. I/O cables that are not connected to a peripheral shall be bundled in the center. The end of the cable may be terminated, if required, using the correct terminating impedance. The overall length shall not exceed 1 m.
- d. LISN at least 80 cm from nearest part of EUT chassis.
- e. For the actual test configuration, please refer to the related Item –EUT Test Photos.
- f. First the whole spectrum of emission caused by equipment under test(EUT) is recorded with Detector set to peak. Peak value recorded in table if the margin from QP Limit is larger than 2dB, otherwise, QP value is recorded, Measuring frequency range from 150KHz to 30MHz.

4.1.4 DEVIATION FROM TEST STANDARD

No deviation

4.1.5 TEST SETUP



4.1.6 EUT OPERATING CONDITIONS

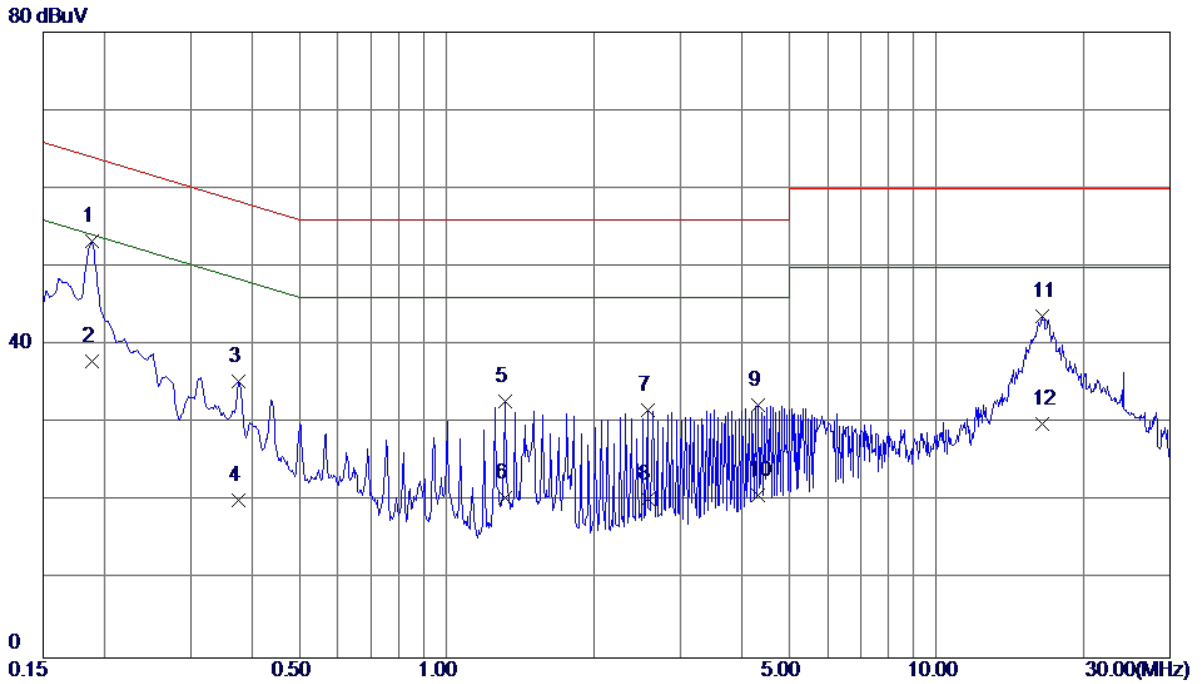
The EUT exercise program used during radiated and/or conducted emission measurement was designed to exercise the various system components in a manner similar to a typical use.

4.1.7 TEST RESULTS

Remark:

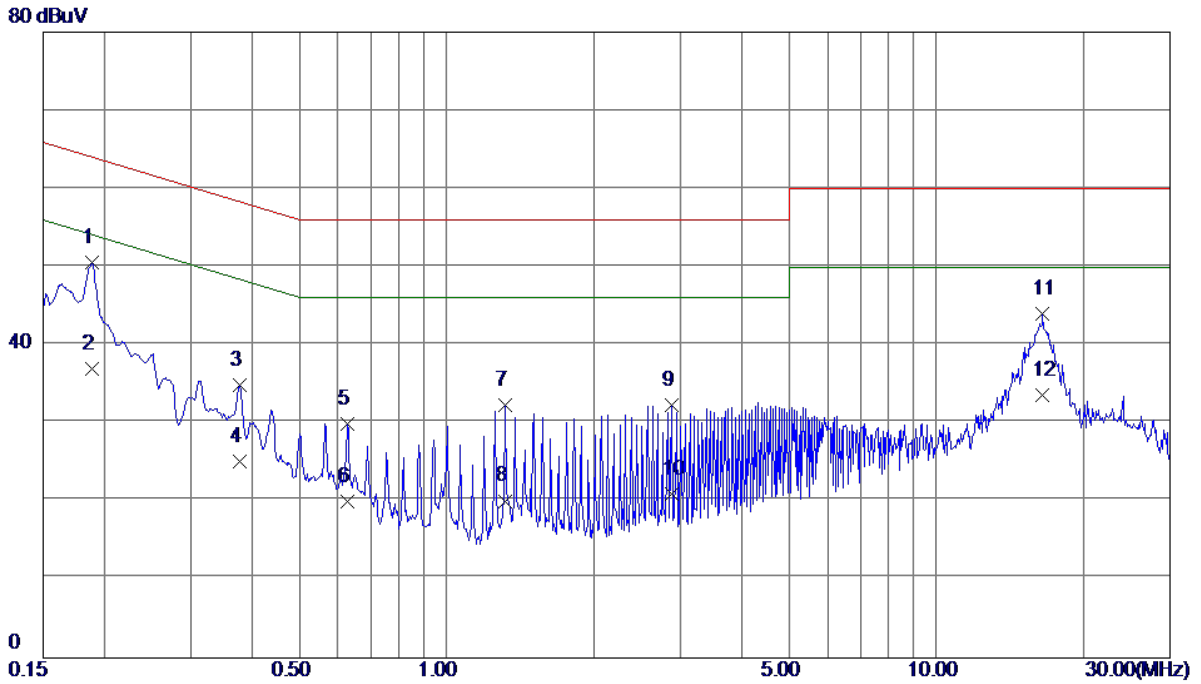
- (1) Reading in which marked as QP means measurements by using are Quasi-Peak Mode with Detector BW=9KHz; SPA setting in RBW=10KHz,VBW =10KHz, Swp. Time = 0.3 sec./MHz. Reading in which marked as AV means measurements by using are Average Mode with instrument setting in RBW=10KHz,VBW=10KHz, Swp. Time =0.3 sec./MHz.
- (2) All readings are QP Mode value unless otherwise stated AVG in column of 『Note』 . If the QP Mode Measured value compliance with the QP Limits and lower than AVG Limits, the EUT shall be deemed to meet both QP & AVG Limits and then only QP Mode was measured, but AVG Mode didn't perform. In this case, a “ * ” marked in AVG Mode column of Interference Voltage Measured.

EUT	Smart Phone	Model Name	M300-L29
Temperature	25°C	Relative Humidity	53%
Test Voltage	AC 120V/60Hz	Phase	Line
Test Mode	USB copy(EUT with PC)+Idle+ Earphone		
Note	USB Cable: Honglin +Battery: Desay + Earphone:Lianchuang		
Test Engineer	Kevin Li		



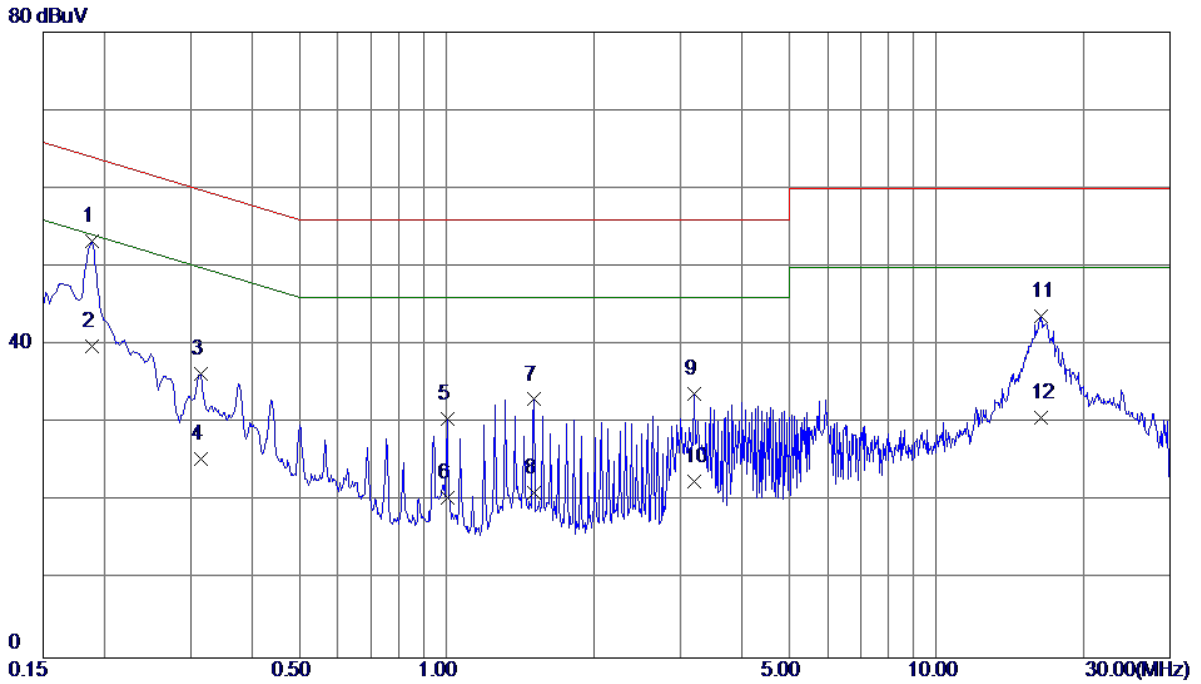
No.	Freq. MHz	Reading Level dBuV	Correct Factor dB	Measurement dBuV	Limit dBuV	Margin dB	Detector
1 *	0.1883	43.65	9.66	53.31	64.11	-10.80	QP
2	0.1883	28.30	9.66	37.96	54.11	-16.15	AVG
3	0.3750	25.41	9.90	35.31	58.39	-23.08	QP
4	0.3750	10.30	9.90	20.20	48.39	-28.19	AVG
5	1.3178	22.59	10.20	32.79	56.00	-23.21	QP
6	1.3178	10.30	10.20	20.50	46.00	-25.50	AVG
7	2.5733	21.67	10.08	31.75	56.00	-24.25	QP
8	2.5733	10.31	10.08	20.39	46.00	-25.61	AVG
9	4.3305	22.19	10.08	32.27	56.00	-23.73	QP
10	4.3305	10.80	10.08	20.88	46.00	-25.12	AVG
11	16.4400	32.94	10.68	43.62	60.00	-16.38	QP
12	16.4400	19.30	10.68	29.98	50.00	-20.02	AVG

EUT	Smart Phone	Model Name	M300-L29
Temperature	25°C	Relative Humidity	53%
Test Voltage	AC 120V/60Hz	Phase	Neutral
Test Mode	USB copy(EUT with PC)+Idle+ Earphone		
Note	USB Cable: Honglin +Battery: Desay + Earphone:Lianchuang		
Test Engineer	Kevin Li		



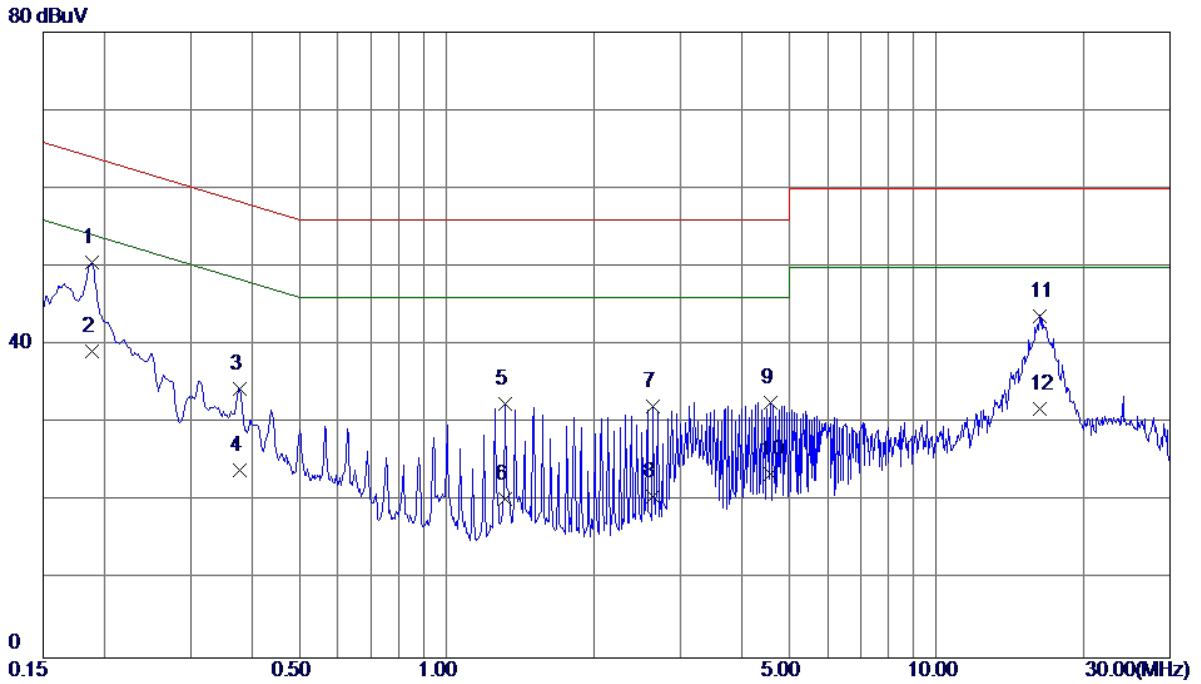
No.	Freq. MHz	Reading Level dBuV	Correct Factor dB	Measurement dBuV	Limit dBuV	Margin dB	Detector
1 *	0.1883	40.98	9.62	50.60	64.11	-13.51	QP
2	0.1883	27.30	9.62	36.92	54.11	-17.19	AVG
3	0.3772	25.15	9.75	34.90	58.34	-23.44	QP
4	0.3772	15.30	9.75	25.05	48.34	-23.29	AVG
5	0.6270	20.13	9.84	29.97	56.00	-26.03	QP
6	0.6270	10.20	9.84	20.04	46.00	-25.96	AVG
7	1.3178	22.38	9.98	32.36	56.00	-23.64	QP
8	1.3178	10.10	9.98	20.08	46.00	-25.92	AVG
9	2.8860	22.28	10.03	32.31	56.00	-23.69	QP
10	2.8860	11.00	10.03	21.03	46.00	-24.97	AVG
11	16.4963	33.35	10.61	43.96	60.00	-16.04	QP
12	16.4963	23.00	10.61	33.61	50.00	-16.39	AVG

EUT	Smart Phone	Model Name	M300-L29
Temperature	25°C	Relative Humidity	53%
Test Voltage	AC 120V/60Hz	Phase	Line
Test Mode	USB copy(EUT with PC)+Idle+ Earphone		
Note	USB Cable: CONNREX +Battery: Sunwoda + Earphone:QUANCHENG		
Test Engineer	Kevin Li		



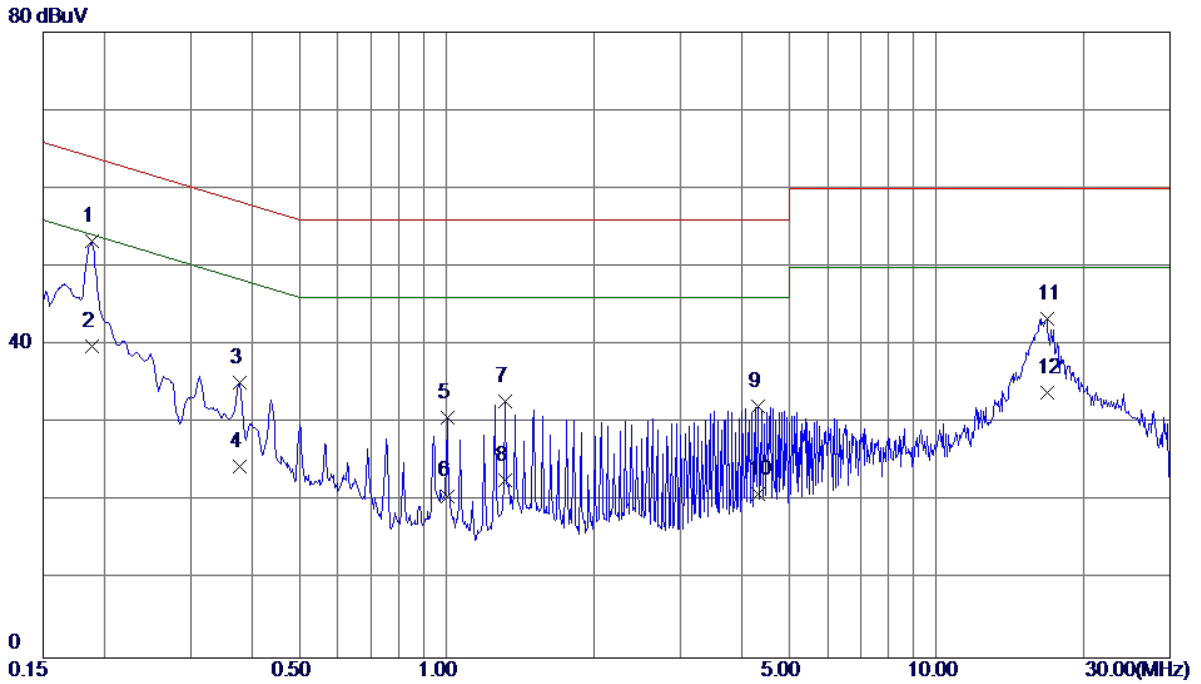
No.	Freq. MHz	Reading Level dBuV	Correct Factor dB	Measurement dBuV	Limit dBuV	Margin dB	Detector
1 *	0.1883	43.60	9.66	53.26	64.11	-10.85	QP
2	0.1883	30.20	9.66	39.86	54.11	-14.25	AVG
3	0.3141	26.40	9.85	36.25	59.86	-23.61	QP
4	0.3141	15.60	9.85	25.45	49.86	-24.41	AVG
5	1.0027	20.46	10.12	30.58	56.00	-25.42	QP
6	1.0027	10.30	10.12	20.42	46.00	-25.58	AVG
7	1.5045	22.90	10.14	33.04	56.00	-22.96	QP
8	1.5045	10.91	10.14	21.05	46.00	-24.95	AVG
9	3.1988	23.68	10.03	33.71	56.00	-22.29	QP
10	3.1988	12.50	10.03	22.53	46.00	-23.47	AVG
11	16.3658	33.05	10.68	43.73	60.00	-16.27	QP
12	16.3658	20.10	10.68	30.78	60.00	-29.22	QP

EUT	Smart Phone	Model Name	M300-L29
Temperature	25°C	Relative Humidity	53%
Test Voltage	AC 120V/60Hz	Phase	Neutral
Test Mode	USB copy(EUT with PC)+Idle+ Earphone		
Note	USB Cable: CONNREX +Battery: Sunwoda + Earphone:QUANCHENG		
Test Engineer	Kevin Li		



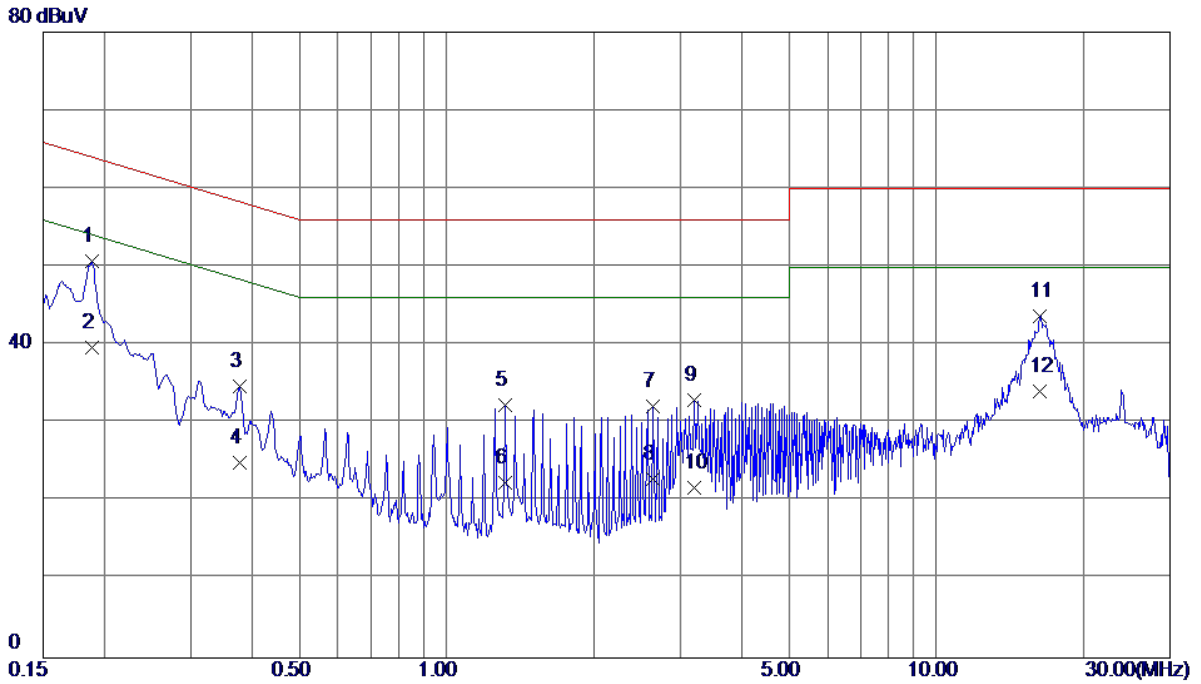
No.	Freq. MHz	Reading Level dBuV	Correct Factor dB	Measure ment dBuV	Limit dBuV	Margin dB	Detector
1 *	0.1882	40.90	9.62	50.52	64.12	-13.60	QP
2	0.1882	29.60	9.62	39.22	54.12	-14.90	AVG
3	0.3772	24.70	9.75	34.45	58.34	-23.89	QP
4	0.3772	14.30	9.75	24.05	48.34	-24.29	AVG
5	1.3177	22.46	9.98	32.44	56.00	-23.56	QP
6	1.3177	10.30	9.98	20.28	46.00	-25.72	AVG
7	2.6340	22.02	10.07	32.09	56.00	-23.91	QP
8	2.6340	10.60	10.07	20.67	46.00	-25.33	AVG
9	4.5780	22.40	10.25	32.65	56.00	-23.35	QP
10	4.5780	13.20	10.25	23.45	46.00	-22.55	AVG
11	16.3072	33.15	10.61	43.76	60.00	-16.24	QP
12	16.3072	21.30	10.61	31.91	50.00	-18.09	AVG

EUT	Smart Phone	Model Name	M300-L29
Temperature	25°C	Relative Humidity	53%
Test Voltage	AC 120V/60Hz	Phase	Line
Test Mode	USB copy(EUT with PC)+Idle+ Earphone		
Note	USB Cable: LUXSHAREICT +Battery: SCUD + Earphone:Lianchuang		
Test Engineer	Kevin Li		



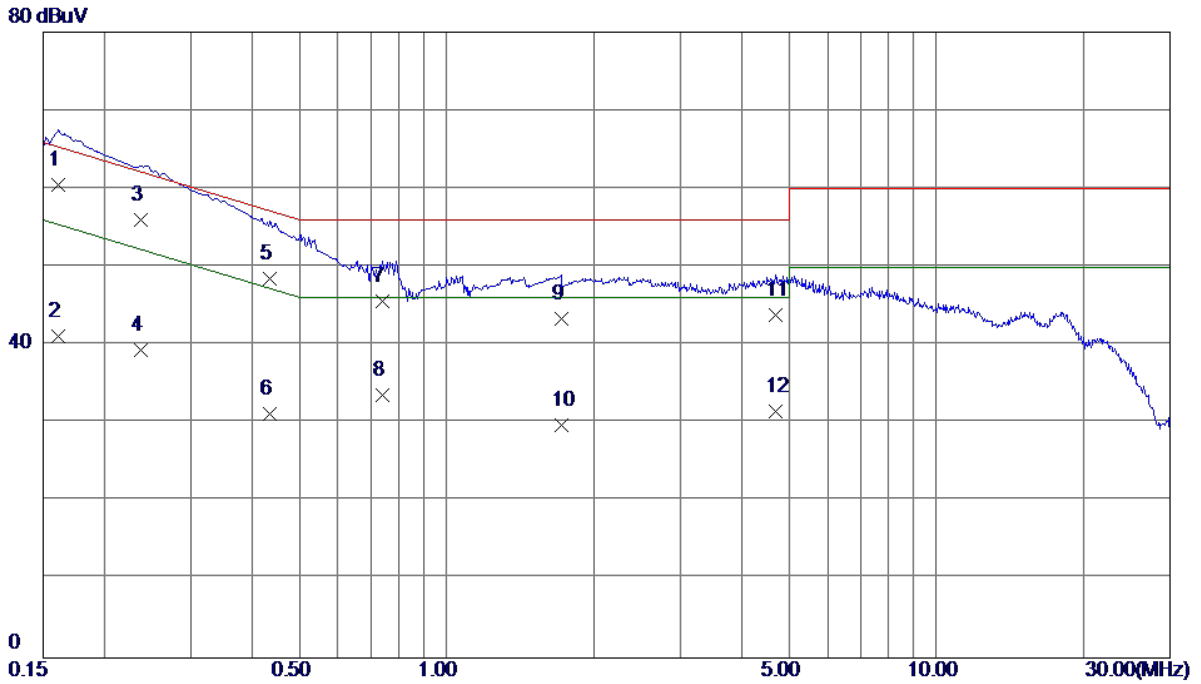
No.	Freq. MHz	Reading Level dBuV	Correct Factor dB	Measure ment dBuV	Limit dBuV	Margin dB	Detector
1 *	0.1883	43.57	9.66	53.23	64.11	-10.88	QP
2	0.1883	30.20	9.66	39.86	54.11	-14.25	AVG
3	0.3772	25.32	9.90	35.22	58.34	-23.12	QP
4	0.3772	14.60	9.90	24.50	48.34	-23.84	AVG
5	1.0027	20.56	10.12	30.68	56.00	-25.32	QP
6	1.0027	10.60	10.12	20.72	46.00	-25.28	AVG
7	1.3178	22.64	10.20	32.84	56.00	-23.16	QP
8	1.3178	12.50	10.20	22.70	46.00	-23.30	AVG
9	4.3260	22.14	10.08	32.22	56.00	-23.78	QP
10	4.3260	10.90	10.08	20.98	46.00	-25.02	AVG
11	16.8068	32.66	10.68	43.34	60.00	-16.66	QP
12	16.8068	23.30	10.68	33.98	50.00	-16.02	AVG

EUT	Smart Phone	Model Name	M300-L29
Temperature	25°C	Relative Humidity	53%
Test Voltage	AC 120V/60Hz	Phase	Neutral
Test Mode	USB copy(EUT with PC)+Idle+ Earphone		
Note	USB Cable: LUXSHAREICT +Battery: SCUD + Earphone:Lianchuang		
Test Engineer	Kevin Li		



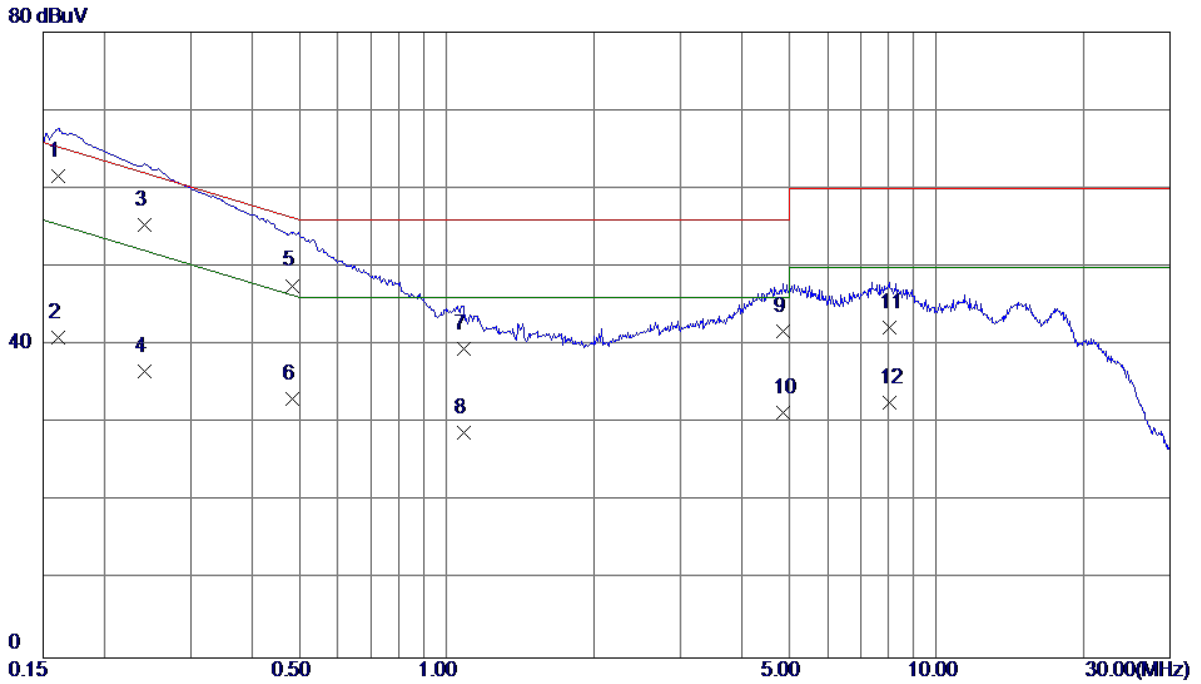
No.	Freq. MHz	Reading Level dBuV	Correct Factor dB	Measure ment dBuV	Limit dBuV	Margin dB	Detector
1 *	0.1883	41.05	9.62	50.67	64.11	-13.44	QP
2	0.1883	30.10	9.62	39.72	54.11	-14.39	AVG
3	0.3772	24.96	9.75	34.71	58.34	-23.63	QP
4	0.3772	15.20	9.75	24.95	48.34	-23.39	AVG
5	1.3178	22.32	9.98	32.30	56.00	-23.70	QP
6	1.3178	12.40	9.98	22.38	46.00	-23.62	AVG
7	2.6340	22.09	10.07	32.16	56.00	-23.84	QP
8	2.6340	12.80	10.07	22.87	46.00	-23.13	AVG
9	3.1988	22.98	10.05	33.03	56.00	-22.97	QP
10	3.1988	11.70	10.05	21.75	46.00	-24.25	AVG
11	16.3028	33.14	10.61	43.75	60.00	-16.25	QP
12	16.3028	23.50	10.61	34.11	50.00	-15.89	AVG

EUT	Smart Phone	Model Name	M300-L29
Temperature	25°C	Relative Humidity	53%
Test Voltage	AC 120V/60Hz	Phase	Line
Test Mode	Adapter+Idle+BT+2.4G WIFI+GPS+Camera on+Earphone		
Note	Adapter:Phitek(US)+Honglin +Battery: Desay + Earphone:Lianchuang		
Test Engineer	Kevin Li		



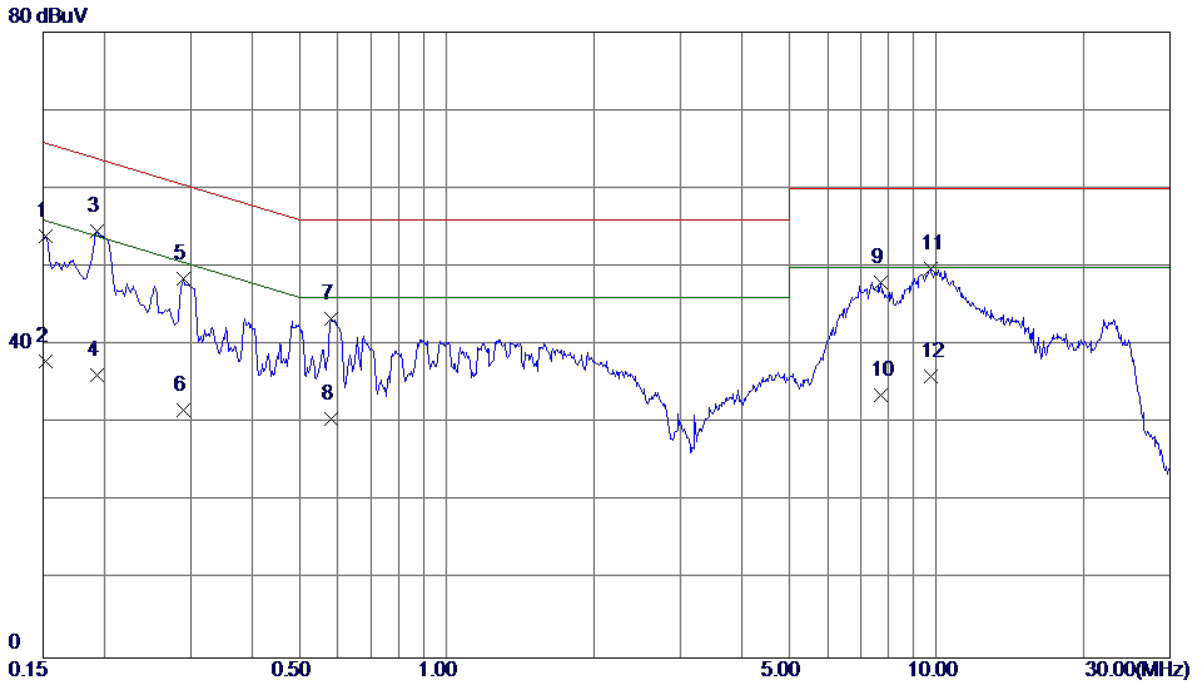
No.	Freq. MHz	Reading Level dBuV	Correct Factor dB	Measurement dBuV	Limit dBuV	Margin dB	Detector
1 *	0.1613	50.90	9.65	60.55	65.40	-4.85	QP
2	0.1613	31.50	9.65	41.15	55.40	-14.25	AVG
3	0.2378	46.31	9.76	56.07	62.17	-6.10	QP
4	0.2378	29.61	9.76	39.37	52.17	-12.80	AVG
5	0.4357	38.60	9.88	48.48	57.14	-8.66	QP
6	0.4357	21.30	9.88	31.18	47.14	-15.96	AVG
7	0.7395	35.60	10.07	45.67	56.00	-10.33	QP
8	0.7395	23.60	10.07	33.67	46.00	-12.33	AVG
9	1.7115	33.21	10.11	43.32	56.00	-12.68	QP
10	1.7115	19.61	10.11	29.72	46.00	-16.28	AVG
11	4.6860	33.80	10.10	43.90	56.00	-12.10	QP
12	4.6860	21.40	10.10	31.50	46.00	-14.50	AVG

EUT	Smart Phone	Model Name	M300-L29
Temperature	25°C	Relative Humidity	53%
Test Voltage	AC 120V/60Hz	Phase	Neutral
Test Mode	Adapter+Idle+BT+2.4G WIFI+GPS+Camera on+Earphone		
Note	Adapter:Phitek(US)+Honglin +Battery: Desay + Earphone:Lianchuang		
Test Engineer	Kevin Li		



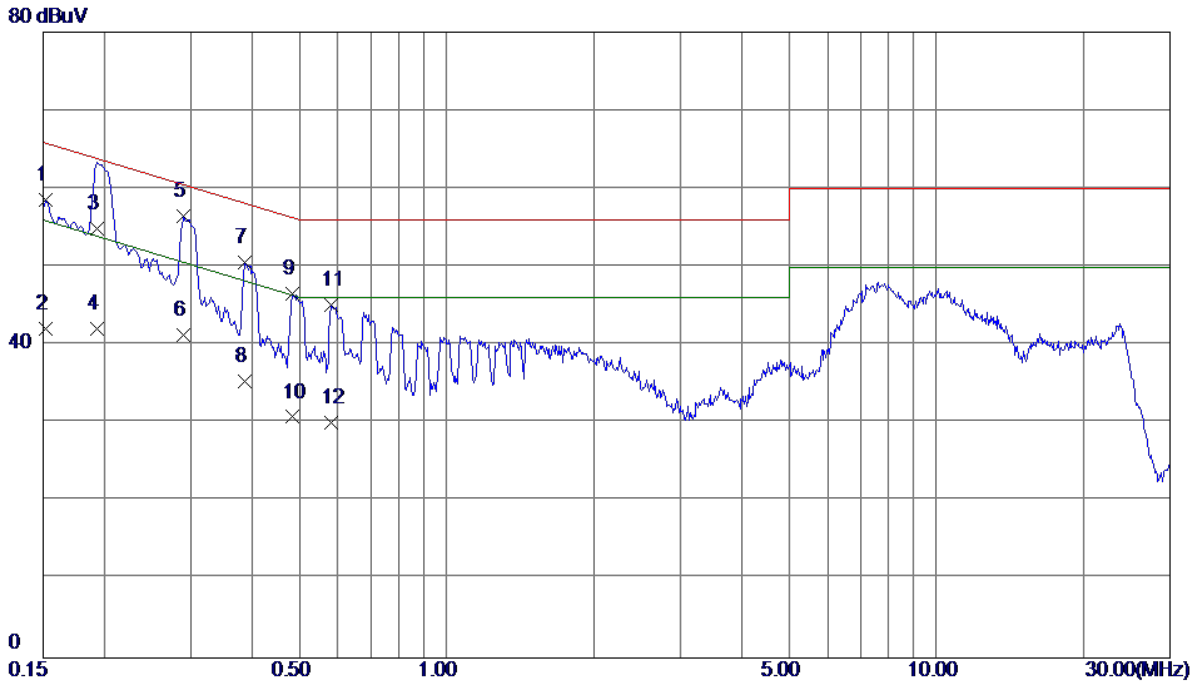
No.	Freq. MHz	Reading Level dBuV	Correct Factor dB	Measurement dBuV	Limit dBuV	Margin dB	Detector
1 *	0.1612	52.00	9.55	61.55	65.40	-3.85	QP
2	0.1612	31.40	9.55	40.95	55.40	-14.45	AVG
3	0.2422	45.60	9.69	55.29	62.02	-6.73	QP
4	0.2422	26.90	9.69	36.59	52.02	-15.43	AVG
5	0.4830	37.80	9.80	47.60	56.29	-8.69	QP
6	0.4830	23.30	9.80	33.10	46.29	-13.19	AVG
7	1.0814	29.60	9.92	39.52	56.00	-16.48	QP
8	1.0814	18.90	9.92	28.82	46.00	-17.18	AVG
9	4.8615	31.50	10.29	41.79	56.00	-14.21	QP
10	4.8615	21.00	10.29	31.29	46.00	-14.71	AVG
11	8.0137	31.90	10.29	42.19	60.00	-17.81	QP
12	8.0137	22.40	10.29	32.69	50.00	-17.31	AVG

EUT	Smart Phone	Model Name	M300-L29
Temperature	25°C	Relative Humidity	53%
Test Voltage	AC 120V/60Hz	Phase	Line
Test Mode	Adapter+Idle+BT+2.4G WIFI+GPS+Camera on+Earphone		
Note	Adapter:Phitek(EU)+Honglin +Battery: Desay + Earphone:Lianchuang		
Test Engineer	Kevin Li		



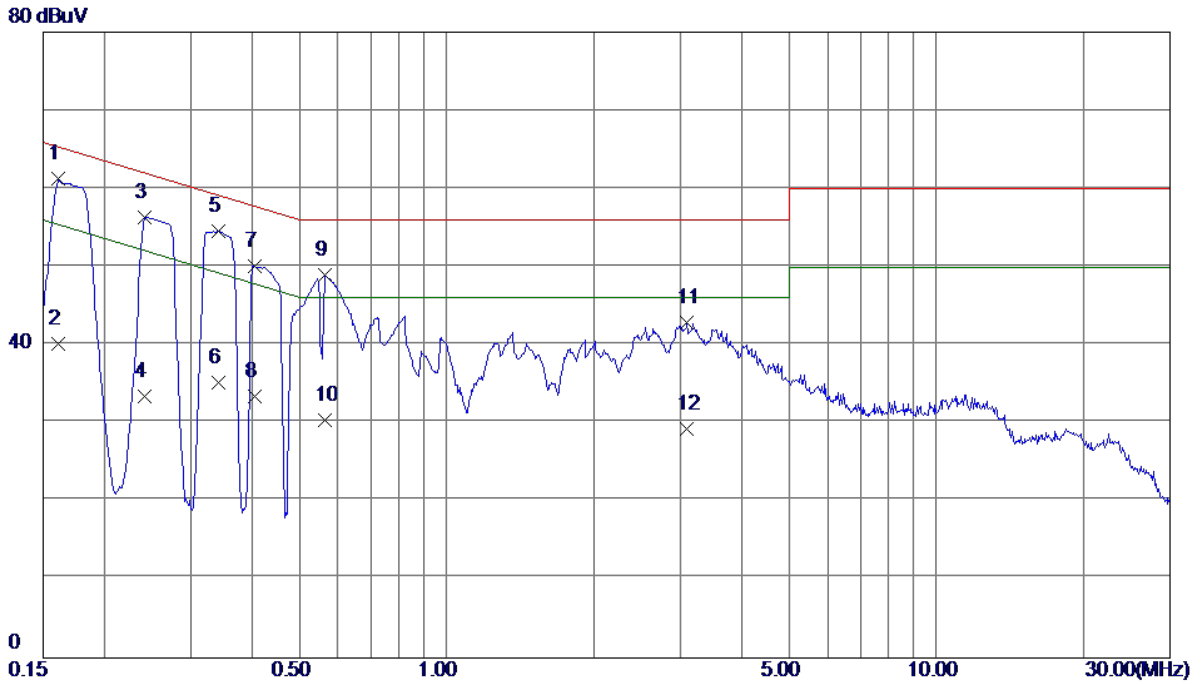
No.	Freq. MHz	Reading Level dBuV	Correct Factor dB	Measurement dBuV	Limit dBuV	Margin dB	Detector
1	0.1522	44.34	9.64	53.98	65.88	-11.90	QP
2	0.1522	28.30	9.64	37.94	55.88	-17.94	AVG
3 *	0.1928	44.95	9.67	54.62	63.92	-9.30	QP
4	0.1928	26.50	9.67	36.17	53.92	-17.75	AVG
5	0.2895	38.70	9.81	48.51	60.54	-12.03	QP
6	0.2895	21.80	9.81	31.61	50.54	-18.93	AVG
7	0.5797	33.29	10.01	43.30	56.00	-12.70	QP
8	0.5797	20.60	10.01	30.61	46.00	-15.39	AVG
9	7.6943	37.75	10.25	48.00	60.00	-12.00	QP
10	7.6943	23.31	10.25	33.56	50.00	-16.44	AVG
11	9.7283	39.31	10.44	49.75	60.00	-10.25	QP
12	9.7283	25.59	10.44	36.03	50.00	-13.97	AVG

EUT	Smart Phone	Model Name	M300-L29
Temperature	25°C	Relative Humidity	53%
Test Voltage	AC 120V/60Hz	Phase	Neutral
Test Mode	Adapter+Idle+BT+2.4G WIFI+GPS+Camera on+Earphone		
Note	Adapter:Phitek(EU)+Honglin +Battery: Desay + Earphone:Lianchuang		
Test Engineer	Kevin Li		



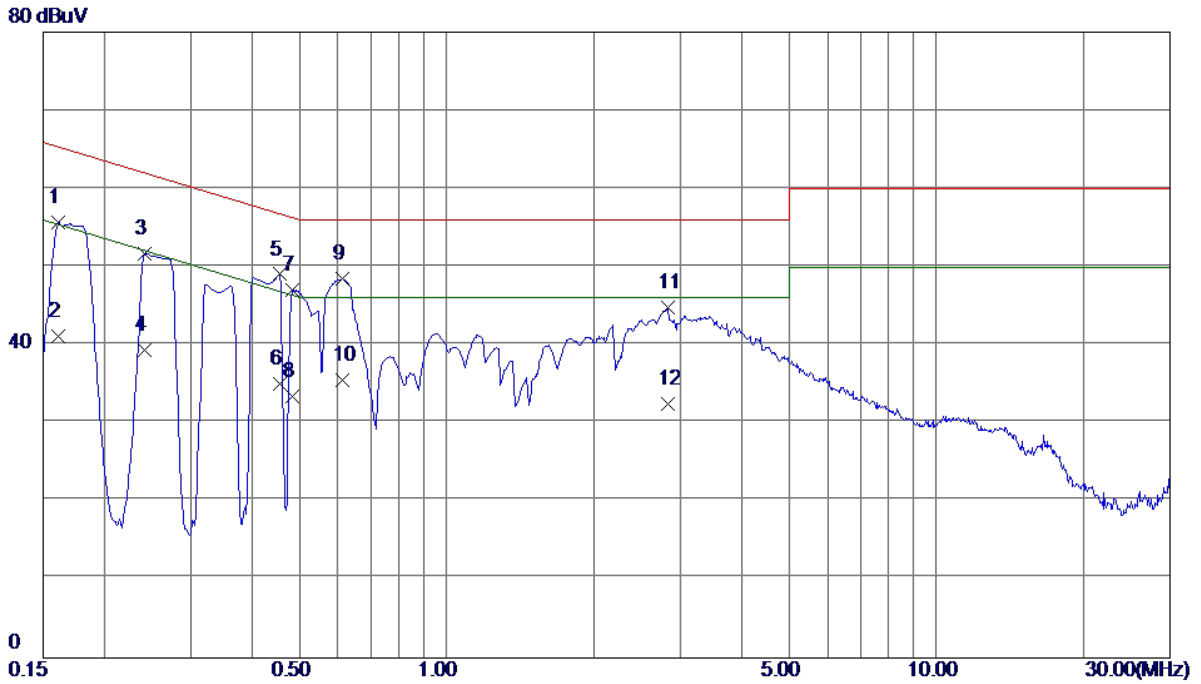
No.	Freq. MHz	Reading Level dBuV	Correct Factor dB	Measurement dBuV	Limit dBuV	Margin dB	Detector
1	0.1522	48.98	9.54	58.52	65.88	-7.36	QP
2	0.1522	32.50	9.54	42.04	55.88	-13.84	AVG
3	0.1928	45.31	9.64	54.95	63.92	-8.97	QP
4	0.1928	32.41	9.64	42.05	53.92	-11.87	AVG
5 *	0.2895	46.78	9.71	56.49	60.54	-4.05	QP
6	0.2895	31.50	9.71	41.21	50.54	-9.33	AVG
7	0.3862	40.78	9.76	50.54	58.15	-7.61	QP
8	0.3862	25.60	9.76	35.36	48.15	-12.79	AVG
9	0.4830	36.71	9.80	46.51	56.29	-9.78	QP
10	0.4830	21.00	9.80	30.80	46.29	-15.49	AVG
11	0.5797	35.29	9.83	45.12	56.00	-10.88	QP
12	0.5797	20.30	9.83	30.13	46.00	-15.87	AVG

EUT	Smart Phone	Model Name	M300-L29
Temperature	25°C	Relative Humidity	53%
Test Voltage	AC 120V/60Hz	Phase	Line
Test Mode	Adapter+Idle+BT+2.4G WIFI+GPS+Camera on+Earphone		
Note	Adapter:Salcomp(US)+Honglin +Battery: Desay + Earphone:Lianchuang		
Test Engineer	Kevin Li		



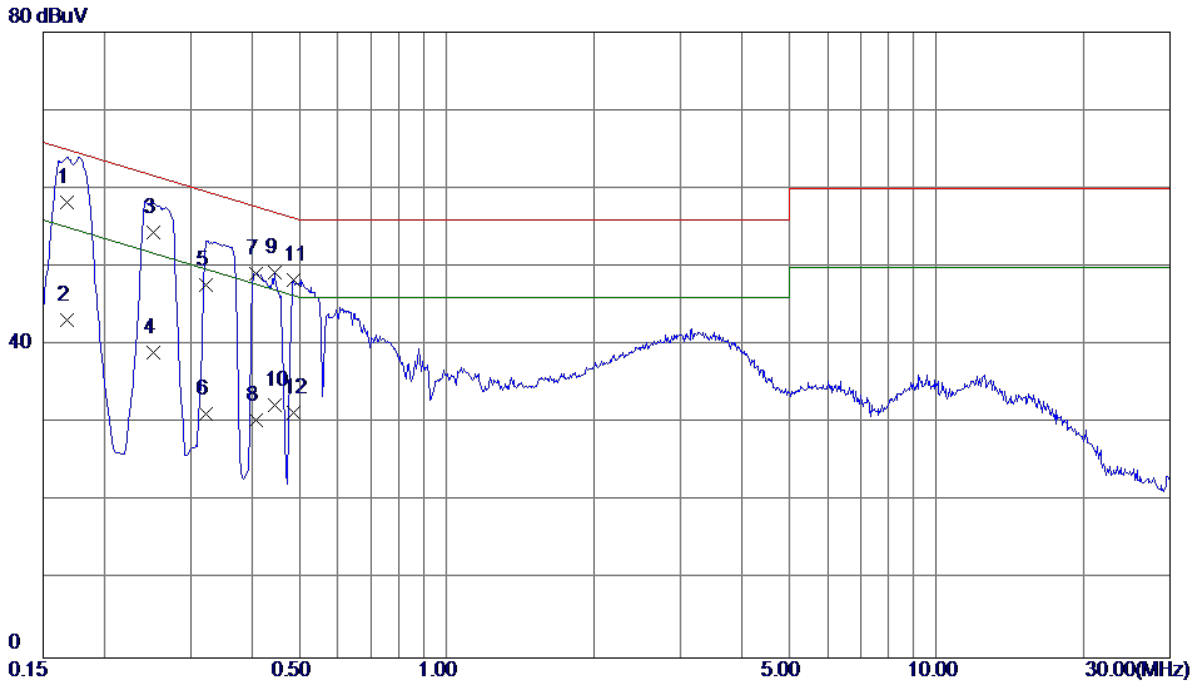
No.	Freq. MHz	Reading Level dBuV	Correct Factor dB	Measurement dBuV	Limit dBuV	Margin dB	Detector
1 *	0.1612	51.58	9.65	61.23	65.40	-4.17	QP
2	0.1613	30.50	9.65	40.15	55.40	-15.25	AVG
3	0.2423	46.53	9.77	56.30	62.02	-5.72	QP
4	0.2423	23.60	9.77	33.37	52.02	-18.65	AVG
5	0.3412	44.64	9.92	54.56	59.17	-4.61	QP
6	0.3412	25.30	9.92	35.22	49.17	-13.95	AVG
7	0.4065	40.19	9.87	50.06	57.72	-7.66	QP
8	0.4065	23.60	9.87	33.47	47.72	-14.25	AVG
9	0.5639	38.93	9.99	48.92	56.00	-7.08	QP
10	0.5639	20.39	9.99	30.38	46.00	-15.62	AVG
11	3.0998	32.87	10.02	42.89	56.00	-13.11	QP
12	3.0998	19.30	10.02	29.32	46.00	-16.68	AVG

EUT	Smart Phone	Model Name	M300-L29
Temperature	25°C	Relative Humidity	53%
Test Voltage	AC 120V/60Hz	Phase	Neutral
Test Mode	Adapter+Idle+BT+2.4G WIFI+GPS+Camera on+Earphone		
Note	Adapter:Salcomp(US)+Honglin +Battery: Desay + Earphone:Lianchuang		
Test Engineer	Kevin Li		



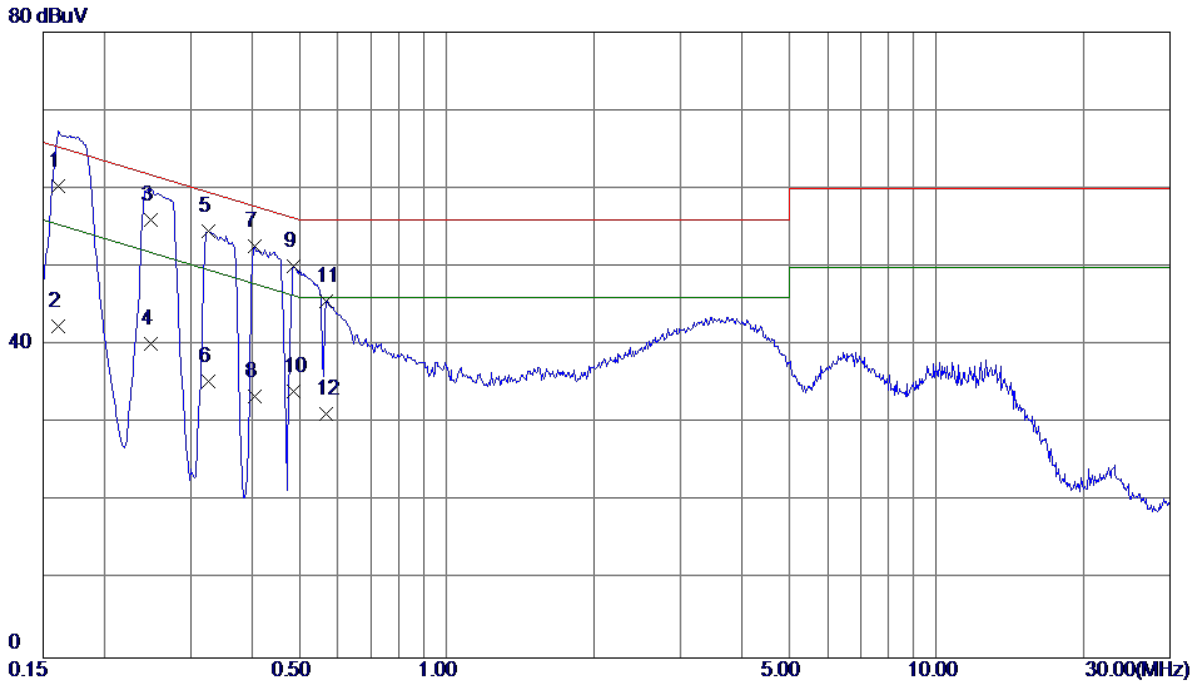
No.	Freq. MHz	Reading Level dBuV	Correct Factor dB	Measurement dBuV	Limit dBuV	Margin dB	Detector
1	0.1613	46.11	9.55	55.66	65.40	-9.74	QP
2	0.1613	31.50	9.55	41.05	55.40	-14.35	AVG
3	0.2423	42.06	9.69	51.75	62.02	-10.27	QP
4	0.2423	29.60	9.69	39.29	52.02	-12.73	AVG
5	0.4560	39.25	9.79	49.04	56.77	-7.73	QP
6	0.4560	25.30	9.79	35.09	46.77	-11.68	AVG
7	0.4830	37.26	9.80	47.06	56.29	-9.23	QP
8	0.4830	23.60	9.80	33.40	46.29	-12.89	AVG
9 *	0.6112	38.57	9.84	48.41	56.00	-7.59	QP
10	0.6112	25.70	9.84	35.54	46.00	-10.46	AVG
11	2.8275	34.74	10.04	44.78	56.00	-11.22	QP
12	2.8275	22.40	10.04	32.44	46.00	-13.56	AVG

EUT	Smart Phone	Model Name	M300-L29
Temperature	25°C	Relative Humidity	53%
Test Voltage	AC 120V/60Hz	Phase	Line
Test Mode	Adapter+Idle+BT+2.4G WIFI+GPS+Camera on+Earphone		
Note	Adapter:Salcomp(EU)+Honglin +Battery: Desay + Earphone:Lianchuang		
Test Engineer	Kevin Li		



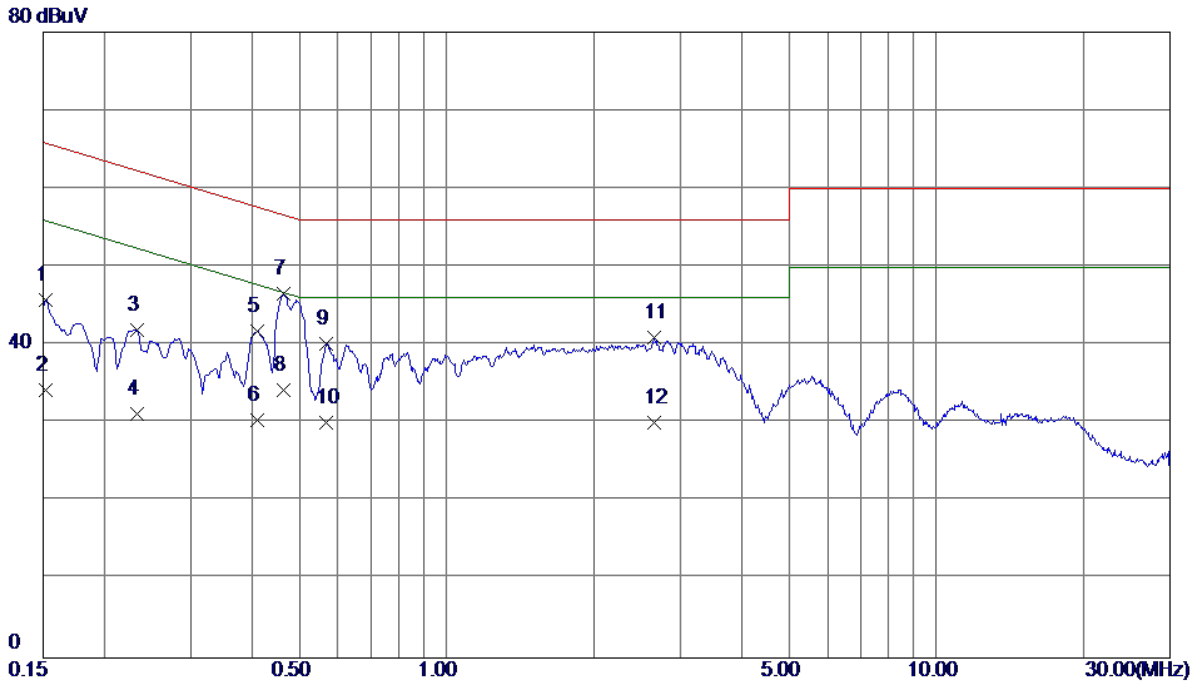
No.	Freq. MHz	Reading Level dBuV	Correct Factor dB	Measurement dBuV	Limit dBuV	Margin dB	Detector
1 *	0.1680	48.60	9.65	58.25	65.06	-6.81	QP
2	0.1680	33.60	9.65	43.25	55.06	-11.81	AVG
3	0.2513	44.60	9.79	54.39	61.71	-7.32	QP
4	0.2513	29.30	9.79	39.09	51.71	-12.62	AVG
5	0.3232	37.81	9.87	47.68	59.62	-11.94	QP
6	0.3232	21.31	9.87	31.18	49.62	-18.44	AVG
7	0.4087	39.30	9.87	49.17	57.67	-8.50	QP
8	0.4087	20.60	9.87	30.47	47.67	-17.20	AVG
9	0.4447	39.40	9.88	49.28	56.97	-7.69	QP
10	0.4447	22.50	9.88	32.38	46.97	-14.59	AVG
11	0.4875	38.49	9.90	48.39	56.21	-7.82	QP
12	0.4875	21.40	9.90	31.30	46.21	-14.91	AVG

EUT	Smart Phone	Model Name	M300-L29
Temperature	25°C	Relative Humidity	53%
Test Voltage	AC 120V/60Hz	Phase	Neutral
Test Mode	Adapter+Idle+BT+2.4G WIFI+GPS+Camera on+Earphone		
Note	Adapter:Salcomp(EU)+Honglin +Battery: Desay + Earphone:Lianchuang		
Test Engineer	Kevin Li		



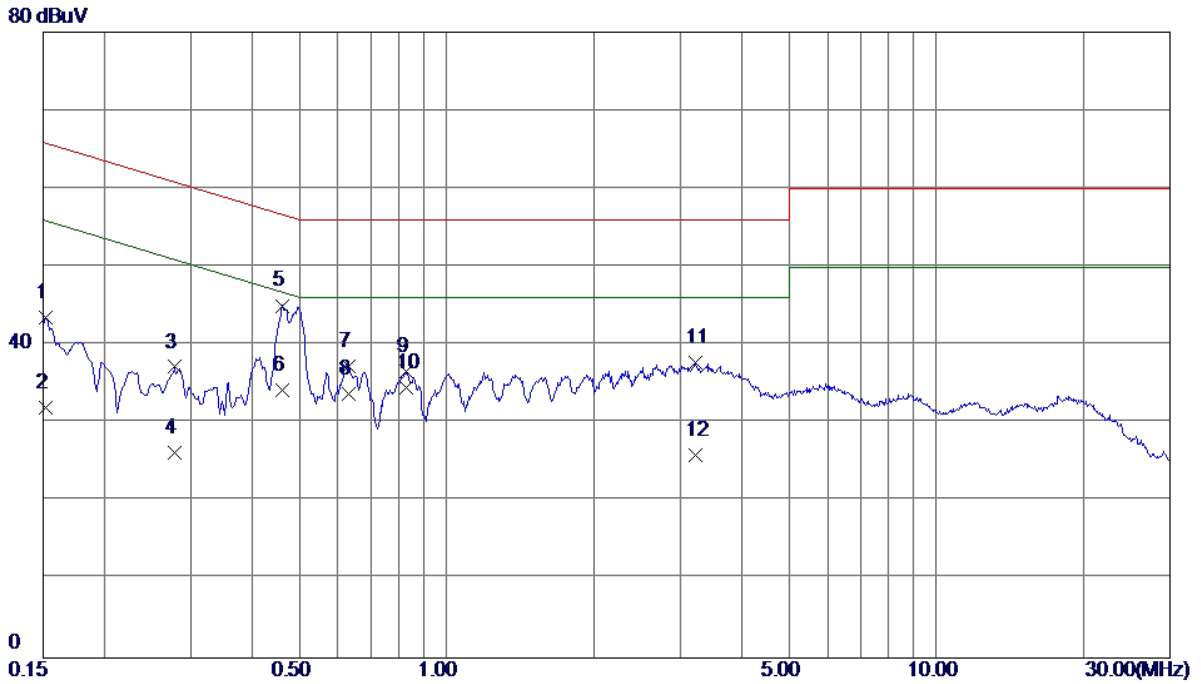
No.	Freq. MHz	Reading Level dBuV	Correct Factor dB	Measurement dBuV	Limit dBuV	Margin dB	Detector
1 *	0.1613	50.80	9.55	60.35	65.40	-5.05	QP
2	0.1613	32.80	9.55	42.35	55.40	-13.05	AVG
3	0.2490	46.30	9.69	55.99	61.79	-5.80	QP
4	0.2490	30.40	9.69	40.09	51.79	-11.70	AVG
5	0.3255	44.77	9.73	54.50	59.57	-5.07	QP
6	0.3255	25.60	9.73	35.33	49.57	-14.24	AVG
7	0.4065	42.88	9.77	52.65	57.72	-5.07	QP
8	0.4065	23.60	9.77	33.37	47.72	-14.35	AVG
9	0.4875	40.22	9.80	50.02	56.21	-6.19	QP
10	0.4875	24.30	9.80	34.10	46.21	-12.11	AVG
11	0.5685	35.82	9.83	45.65	56.00	-10.35	QP
12	0.5685	21.40	9.83	31.23	46.00	-14.77	AVG

EUT	Smart Phone	Model Name	M300-L29
Temperature	25°C	Relative Humidity	53%
Test Voltage	AC 120V/60Hz	Phase	Line
Test Mode	Adapter+Idle+BT+2.4G WIFI+GPS+Camera on+Earphone		
Note	Adapter:HK(US)+Honglin +Battery: Desay + Earphone:Lianchuang		
Test Engineer	Kevin Li		



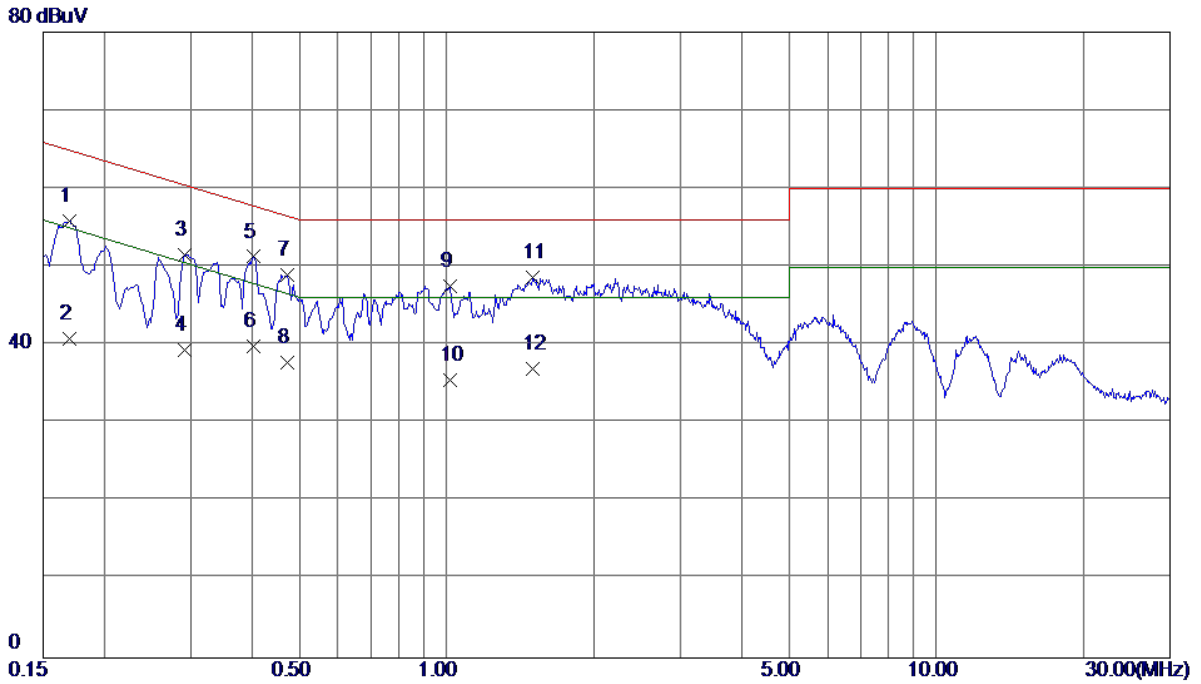
No.	Freq. MHz	Reading Level dBuV	Correct Factor dB	Measurement dBuV	Limit dBuV	Margin dB	Detector
1	0.1522	36.19	9.64	45.83	65.88	-20.05	QP
2	0.1522	24.60	9.64	34.24	55.88	-21.64	AVG
3	0.2333	32.13	9.75	41.88	62.33	-20.45	QP
4	0.2333	21.41	9.75	31.16	52.33	-21.17	AVG
5	0.4110	31.93	9.87	41.80	57.63	-15.83	QP
6	0.4110	20.50	9.87	30.37	47.63	-17.26	AVG
7 *	0.4650	36.60	9.89	46.49	56.60	-10.11	QP
8	0.4650	24.40	9.89	34.29	46.60	-12.31	AVG
9	0.5685	30.13	9.99	40.12	56.00	-15.88	QP
10	0.5685	20.11	9.99	30.10	46.00	-15.90	AVG
11	2.6588	30.83	10.07	40.90	56.00	-15.10	QP
12	2.6588	20.00	10.07	30.07	46.00	-15.93	AVG

EUT	Smart Phone	Model Name	M300-L29
Temperature	25°C	Relative Humidity	53%
Test Voltage	AC 120V/60Hz	Phase	Neutral
Test Mode	Adapter+Idle+BT+2.4G WIFI+GPS+Camera on+Earphone		
Note	Adapter:HK(US)+Honglin +Battery: Desay + Earphone:Lianchuang		
Test Engineer	Kevin Li		



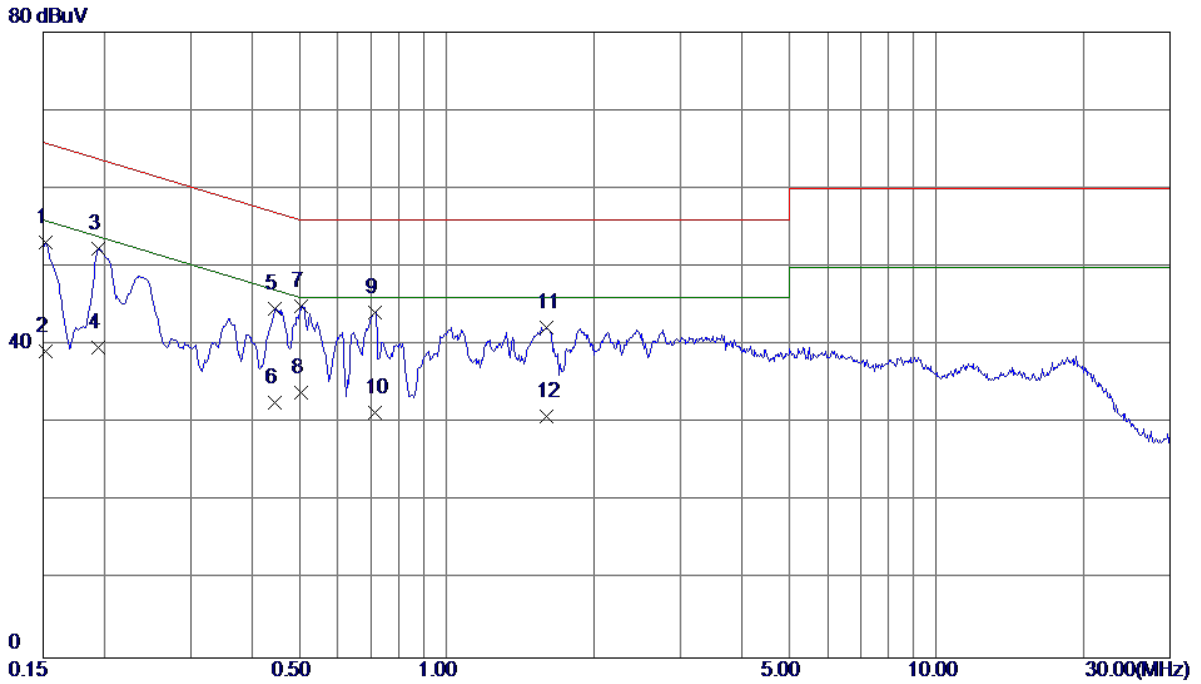
No.	Freq. MHz	Reading Level dBuV	Correct Factor dB	Measurement dBuV	Limit dBuV	Margin dB	Detector
1	0.1522	33.96	9.54	43.50	65.88	-22.38	QP
2	0.1522	22.50	9.54	32.04	55.88	-23.84	AVG
3	0.2782	27.49	9.71	37.20	60.87	-23.67	QP
4	0.2782	16.50	9.71	26.21	50.87	-24.66	AVG
5	0.4627	35.25	9.79	45.04	56.64	-11.60	QP
6	0.4627	24.40	9.79	34.19	46.64	-12.45	AVG
7	0.6292	27.37	9.84	37.21	56.00	-18.79	QP
8	0.6292	23.90	9.84	33.74	46.00	-12.26	AVG
9	0.8272	26.73	9.89	36.62	56.00	-19.38	QP
10 *	0.8272	24.60	9.89	34.49	46.00	-11.51	AVG
11	3.2145	27.65	10.05	37.70	56.00	-18.30	QP
12	3.2145	15.90	10.05	25.95	46.00	-20.05	AVG

EUT	Smart Phone	Model Name	M300-L29
Temperature	25°C	Relative Humidity	53%
Test Voltage	AC 120V/60Hz	Phase	Line
Test Mode	Adapter+Idle+BT+2.4G WIFI+GPS+Camera on+Earphone		
Note	Adapter:HK(EU)+Honglin +Battery: Desay + Earphone:Lianchuang		
Test Engineer	Kevin Li		



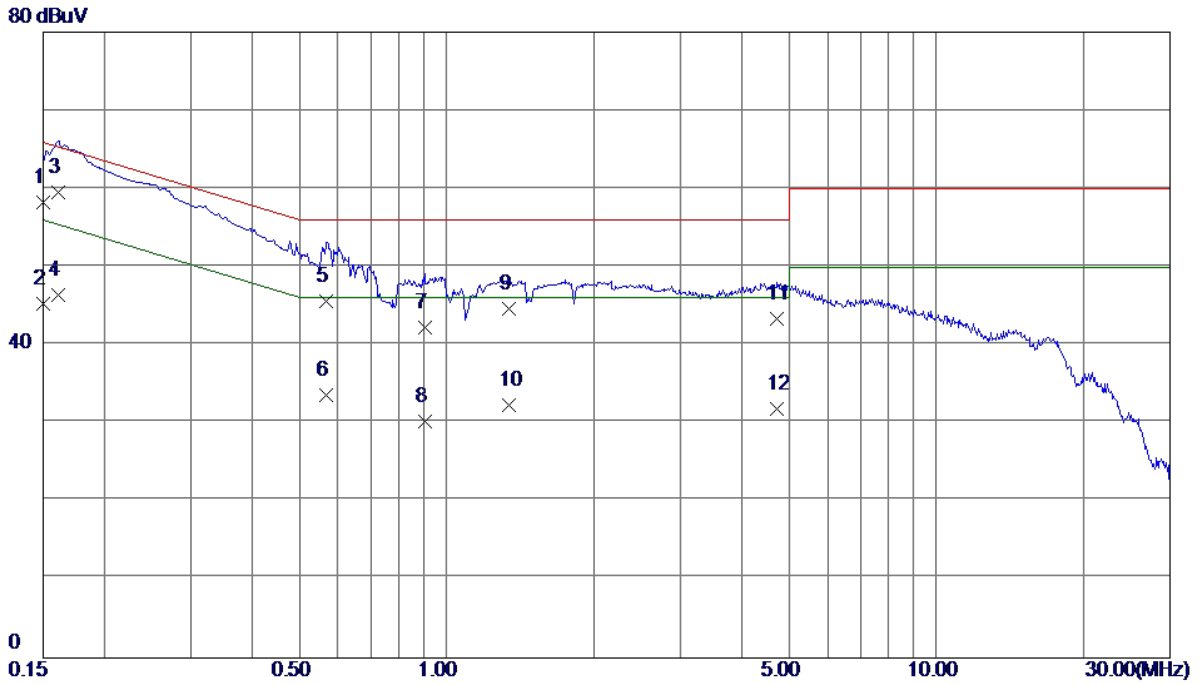
No.	Freq. MHz	Reading Level dBuV	Correct Factor dB	Measurement dBuV	Limit dBuV	Margin dB	Detector
1	0.1702	46.15	9.65	55.80	64.95	-9.15	QP
2	0.1702	31.20	9.65	40.85	54.95	-14.10	AVG
3	0.2917	41.69	9.81	51.50	60.48	-8.98	QP
4	0.2917	29.60	9.81	39.41	50.48	-11.07	AVG
5 *	0.4042	41.41	9.87	51.28	57.77	-6.49	QP
6	0.4042	29.90	9.87	39.77	47.77	-8.00	AVG
7	0.4717	39.04	9.90	48.94	56.48	-7.54	QP
8	0.4717	27.90	9.90	37.80	46.48	-8.68	AVG
9	1.0162	37.34	10.13	47.47	56.00	-8.53	QP
10	1.0162	25.40	10.13	35.53	46.00	-10.47	AVG
11	1.4977	38.45	10.15	48.60	56.00	-7.40	QP
12	1.4977	26.79	10.15	36.94	46.00	-9.06	AVG

EUT	Smart Phone	Model Name	M300-L29
Temperature	25°C	Relative Humidity	53%
Test Voltage	AC 120V/60Hz	Phase	Neutral
Test Mode	Adapter+Idle+BT+2.4G WIFI+GPS+Camera on+Earphone		
Note	Adapter:HK(EU)+Honglin +Battery: Desay + Earphone:Lianchuang		
Test Engineer	Kevin Li		



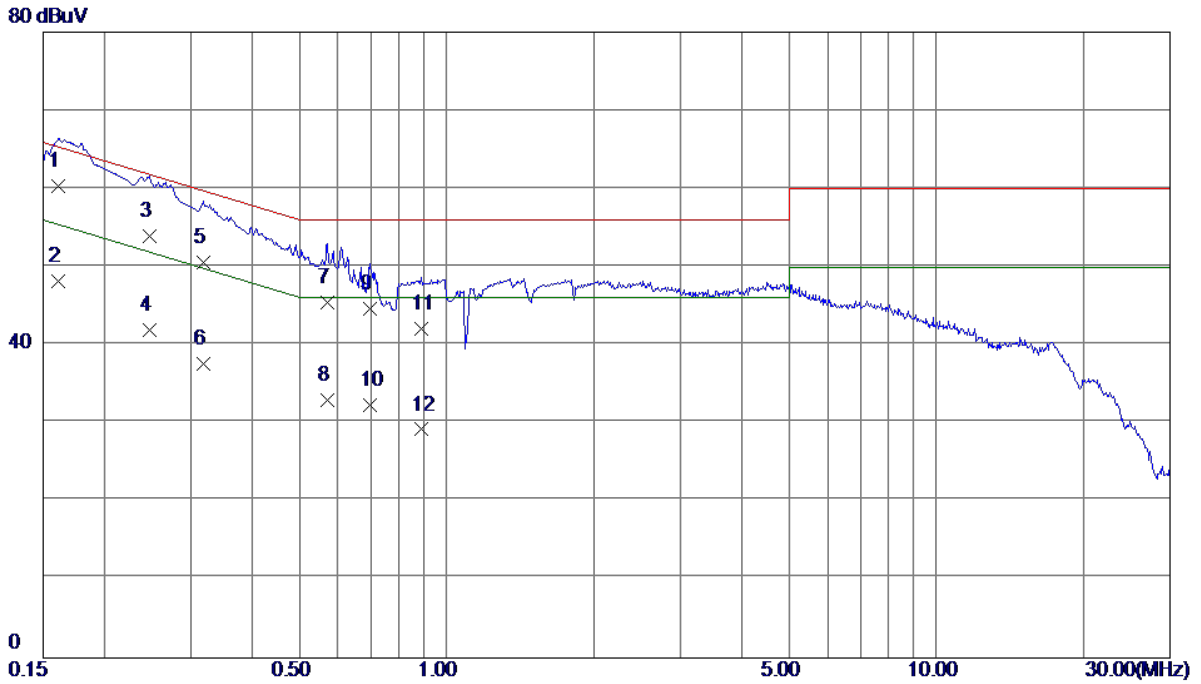
No.	Freq. MHz	Reading Level dBuV	Correct Factor dB	Measure ment dBuV	Limit dBuV	Margin dB	Detector
1	0.1522	43.60	9.54	53.14	65.88	-12.74	QP
2	0.1522	29.60	9.54	39.14	55.88	-16.74	AVG
3	0.1949	42.71	9.65	52.36	63.83	-11.47	QP
4	0.1949	30.10	9.65	39.75	53.83	-14.08	AVG
5	0.4470	34.79	9.79	44.58	56.93	-12.35	QP
6	0.4470	22.90	9.79	32.69	46.93	-14.24	AVG
7 *	0.5055	35.10	9.81	44.91	56.00	-11.09	QP
8	0.5055	24.10	9.81	33.91	46.00	-12.09	AVG
9	0.7125	34.34	9.86	44.20	56.00	-11.80	QP
10	0.7125	21.50	9.86	31.36	46.00	-14.64	AVG
11	1.6035	32.26	10.05	42.31	56.00	-13.69	QP
12	1.6035	20.80	10.05	30.85	46.00	-15.15	AVG

EUT	Smart Phone	Model Name	M300-L29
Temperature	25°C	Relative Humidity	53%
Test Voltage	AC 120V/60Hz	Phase	Line
Test Mode	Adapter+Idle+BT+5G WIFI+GPS+Camera on+Earphone		
Note	Adapter:Phitek(US)+Honglin +Battery: Desay + Earphone:Lianchuang		
Test Engineer	Kevin Li		



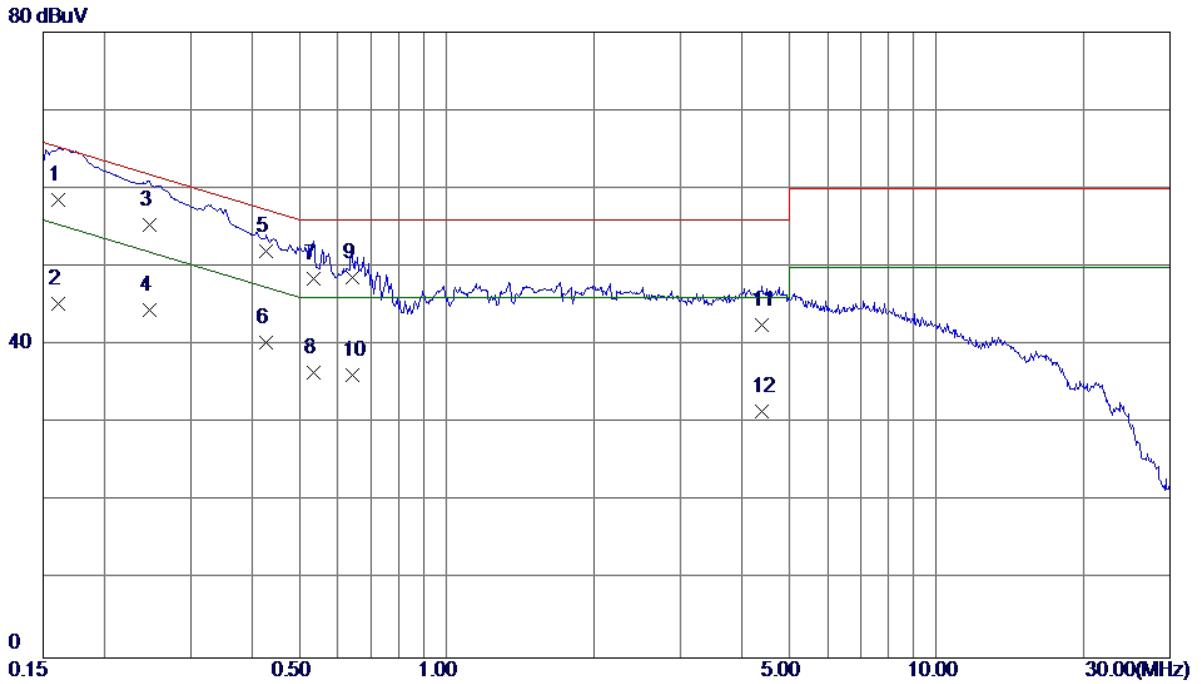
No.	Freq. MHz	Reading Level dBuV	Correct Factor dB	Measurement dBuV	Limit dBuV	Margin dB	Detector
1	0.1500	48.60	9.64	58.24	66.00	-7.76	QP
2	0.1500	35.60	9.64	45.24	56.00	-10.76	AVG
3 *	0.1613	49.90	9.65	59.55	65.40	-5.85	QP
4	0.1613	36.80	9.65	46.45	55.40	-8.95	AVG
5	0.5685	35.61	9.99	45.60	56.00	-10.40	QP
6	0.5685	23.61	9.99	33.60	46.00	-12.40	AVG
7	0.9037	32.10	10.10	42.20	56.00	-13.80	QP
8	0.9037	20.10	10.10	30.20	46.00	-15.80	AVG
9	1.3425	34.50	10.19	44.69	56.00	-11.31	QP
10	1.3425	22.10	10.19	32.29	46.00	-13.71	AVG
11	4.7288	33.20	10.10	43.30	56.00	-12.70	QP
12	4.7288	21.70	10.10	31.80	46.00	-14.20	AVG

EUT	Smart Phone	Model Name	M300-L29
Temperature	25°C	Relative Humidity	53%
Test Voltage	AC 120V/60Hz	Phase	Neutral
Test Mode	Adapter+Idle+BT+5G WIFI+GPS+Camera on+Earphone		
Note	Adapter:Phitek(US)+Honglin +Battery: Desay + Earphone:Lianchuang		
Test Engineer	Kevin Li		



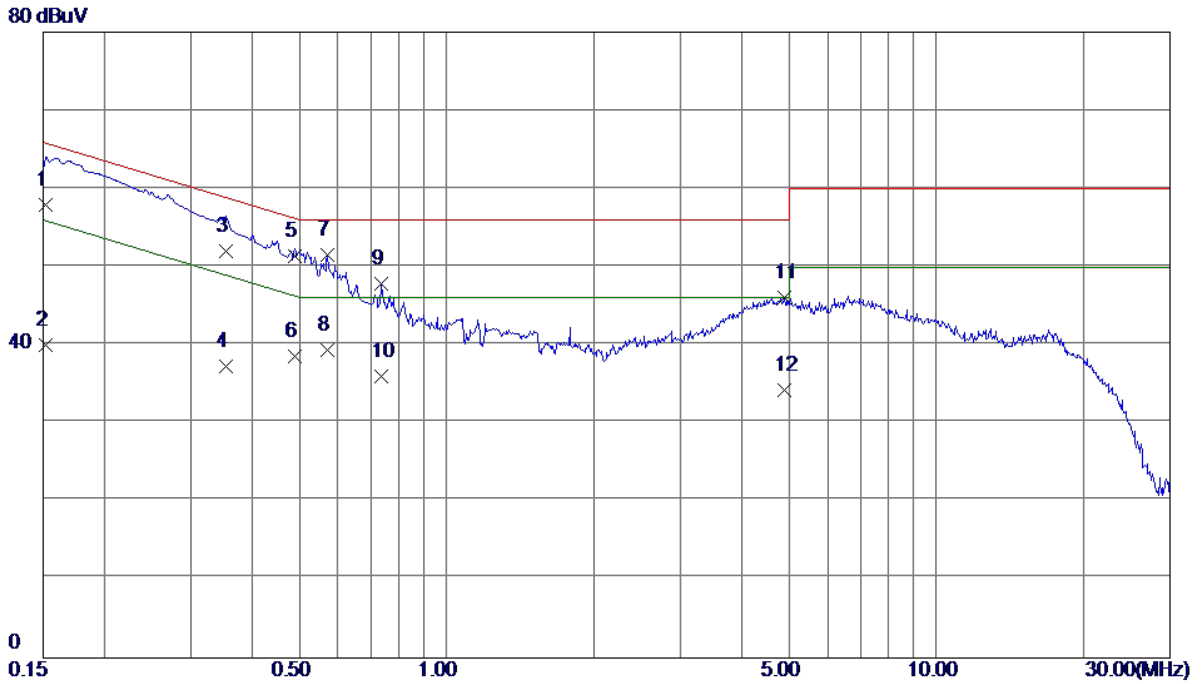
No.	Freq. MHz	Reading Level dBuV	Correct Factor dB	Measurement dBuV	Limit dBuV	Margin dB	Detector
1 *	0.1612	50.70	9.55	60.25	65.40	-5.15	QP
2	0.1612	38.60	9.55	48.15	55.40	-7.25	AVG
3	0.2467	44.20	9.69	53.89	61.87	-7.98	QP
4	0.2467	32.20	9.69	41.89	51.87	-9.98	AVG
5	0.3187	40.80	9.73	50.53	59.74	-9.21	QP
6	0.3187	27.90	9.73	37.63	49.74	-12.11	AVG
7	0.5707	35.60	9.83	45.43	56.00	-10.57	QP
8	0.5707	23.10	9.83	32.93	46.00	-13.07	AVG
9	0.6967	34.80	9.86	44.66	56.00	-11.34	QP
10	0.6967	22.50	9.86	32.36	46.00	-13.64	AVG
11	0.8880	32.20	9.90	42.10	56.00	-13.90	QP
12	0.8880	19.30	9.90	29.20	46.00	-16.80	AVG

EUT	Smart Phone	Model Name	M300-L29
Temperature	25°C	Relative Humidity	53%
Test Voltage	AC 120V/60Hz	Phase	Line
Test Mode	Adapter+Idle+Playing+Speaker		
Note	Adapter:Phitek(EU)+Honglin +Battery: Desay		
Test Engineer	Kevin Li		



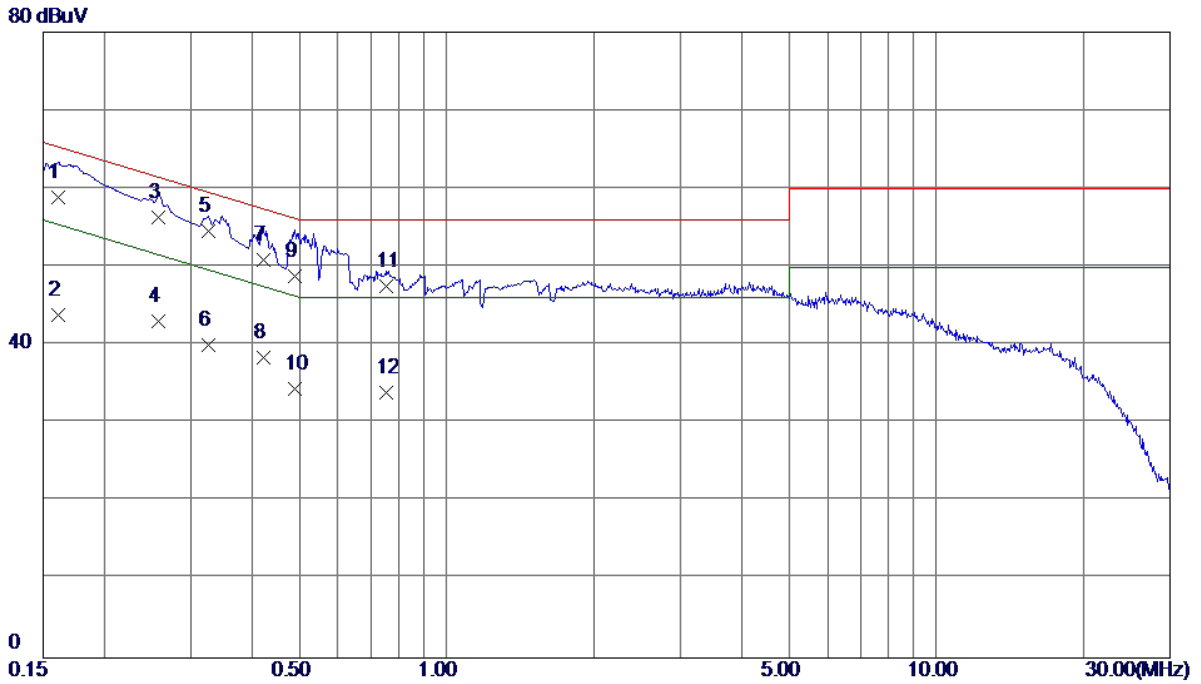
No.	Freq. MHz	Reading Level dBuV	Correct Factor dB	Measurement dBuV	Limit dBuV	Margin dB	Detector
1	0.1612	48.90	9.65	58.55	65.40	-6.85	QP
2	0.1612	35.60	9.65	45.25	55.40	-10.15	AVG
3	0.2467	45.59	9.79	55.38	61.87	-6.49	QP
4	0.2467	34.69	9.79	44.48	51.87	-7.39	AVG
5 *	0.4290	42.10	9.88	51.98	57.27	-5.29	QP
6	0.4290	30.40	9.88	40.28	47.27	-6.99	AVG
7	0.5347	38.60	9.95	48.55	56.00	-7.45	QP
8	0.5347	26.60	9.95	36.55	46.00	-9.45	AVG
9	0.6404	38.60	10.04	48.64	56.00	-7.36	QP
10	0.6404	26.10	10.04	36.14	46.00	-9.86	AVG
11	4.4092	32.50	10.08	42.58	56.00	-13.42	QP
12	4.4092	21.40	10.08	31.48	46.00	-14.52	AVG

EUT	Smart Phone	Model Name	M300-L29
Temperature	25°C	Relative Humidity	53%
Test Voltage	AC 120V/60Hz	Phase	Neutral
Test Mode	Adapter+Idle+Playing+Speaker		
Note	Adapter:Phitek(EU)+Honglin +Battery: Desay		
Test Engineer	Kevin Li		



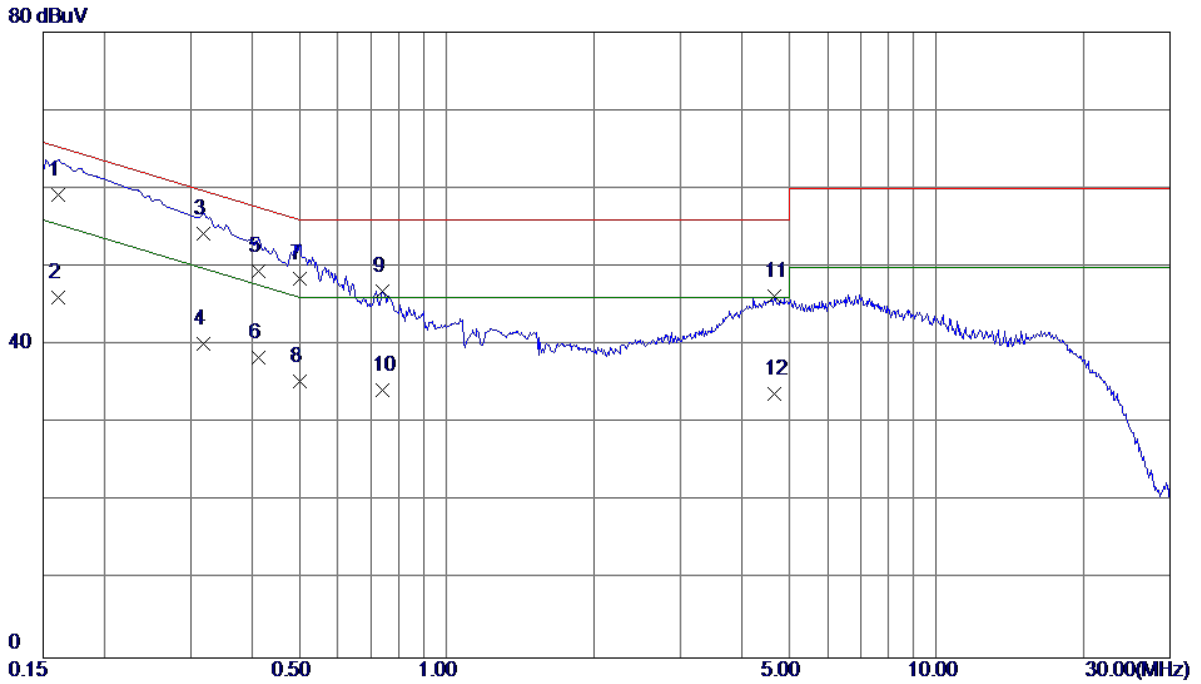
No.	Freq. MHz	Reading Level dBuV	Correct Factor dB	Measurement dBuV	Limit dBuV	Margin dB	Detector
1	0.1522	48.30	9.54	57.84	65.88	-8.04	QP
2	0.1522	30.50	9.54	40.04	55.88	-15.84	AVG
3	0.3547	42.30	9.74	52.04	58.85	-6.81	QP
4	0.3547	27.60	9.74	37.34	48.85	-11.51	AVG
5	0.4897	41.61	9.80	51.41	56.17	-4.76	QP
6	0.4897	28.81	9.80	38.61	46.17	-7.56	AVG
7 *	0.5707	41.73	9.83	51.56	56.00	-4.44	QP
8	0.5707	29.60	9.83	39.43	46.00	-6.57	AVG
9	0.7350	38.02	9.86	47.88	56.00	-8.12	QP
10	0.7350	26.20	9.86	36.06	46.00	-9.94	AVG
11	4.8818	35.72	10.29	46.01	56.00	-9.99	QP
12	4.8818	24.00	10.29	34.29	46.00	-11.71	AVG

EUT	Smart Phone	Model Name	M300-L29
Temperature	25°C	Relative Humidity	53%
Test Voltage	AC 120V/60Hz	Phase	Line
Test Mode	Adapter+Traffic (GSM)+ Earphone		
Note	Adapter:Phitek(EU)+Honglin +Battery: Desay + Earphone:Lianchuang		
Test Engineer	Kevin Li		



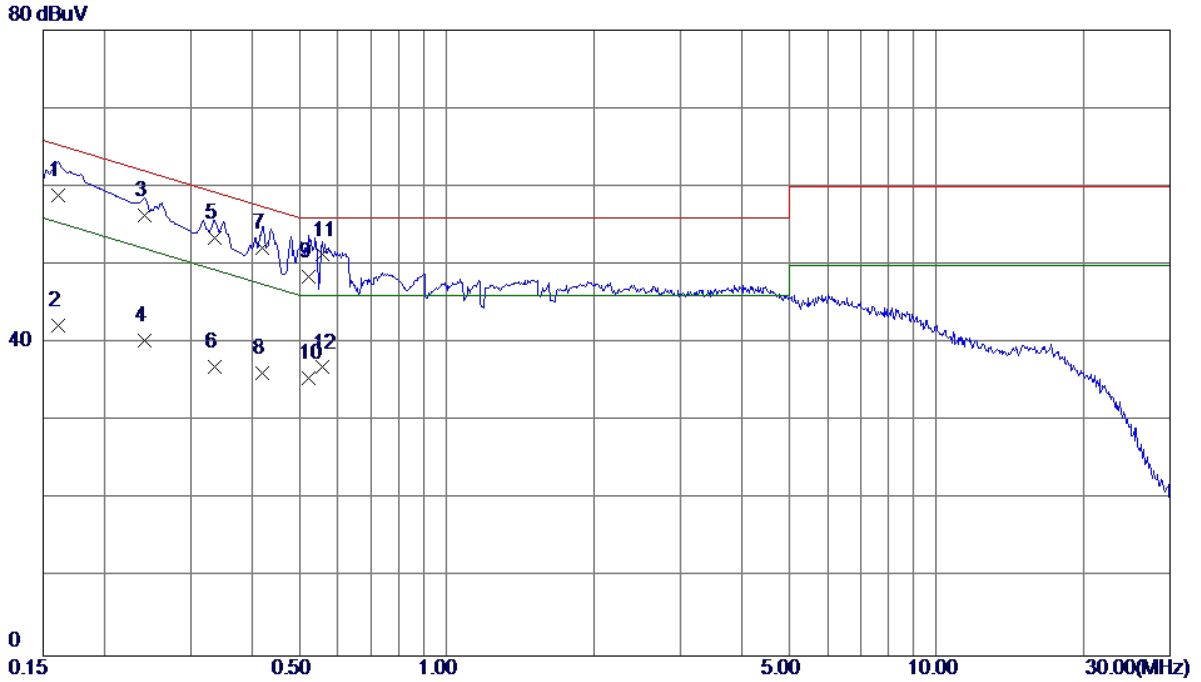
No.	Freq. MHz	Reading Level dBuV	Correct Factor dB	Measurement dBuV	Limit dBuV	Margin dB	Detector
1	0.1613	49.30	9.65	58.95	65.40	-6.45	QP
2	0.1613	34.20	9.65	43.85	55.40	-11.55	AVG
3	0.2580	46.50	9.80	56.30	61.50	-5.20	QP
4	0.2580	33.20	9.80	43.00	51.50	-8.50	AVG
5 *	0.3255	44.70	9.88	54.58	59.57	-4.99	QP
6	0.3255	30.10	9.88	39.98	49.57	-9.59	AVG
7	0.4222	41.00	9.87	50.87	57.40	-6.53	QP
8	0.4222	28.60	9.87	38.47	47.40	-8.93	AVG
9	0.4897	38.91	9.90	48.81	56.17	-7.36	QP
10	0.4897	24.51	9.90	34.41	46.17	-11.76	AVG
11	0.7507	37.40	10.07	47.47	56.00	-8.53	QP
12	0.7507	23.90	10.07	33.97	46.00	-12.03	AVG

EUT	Smart Phone	Model Name	M300-L29
Temperature	25°C	Relative Humidity	53%
Test Voltage	AC 120V/60Hz	Phase	Neutral
Test Mode	Adapter+Traffic (GSM)+ Earphone		
Note	Adapter:Phitek(EU)+Honglin +Battery: Desay + Earphone:Lianchuang		
Test Engineer	Kevin Li		



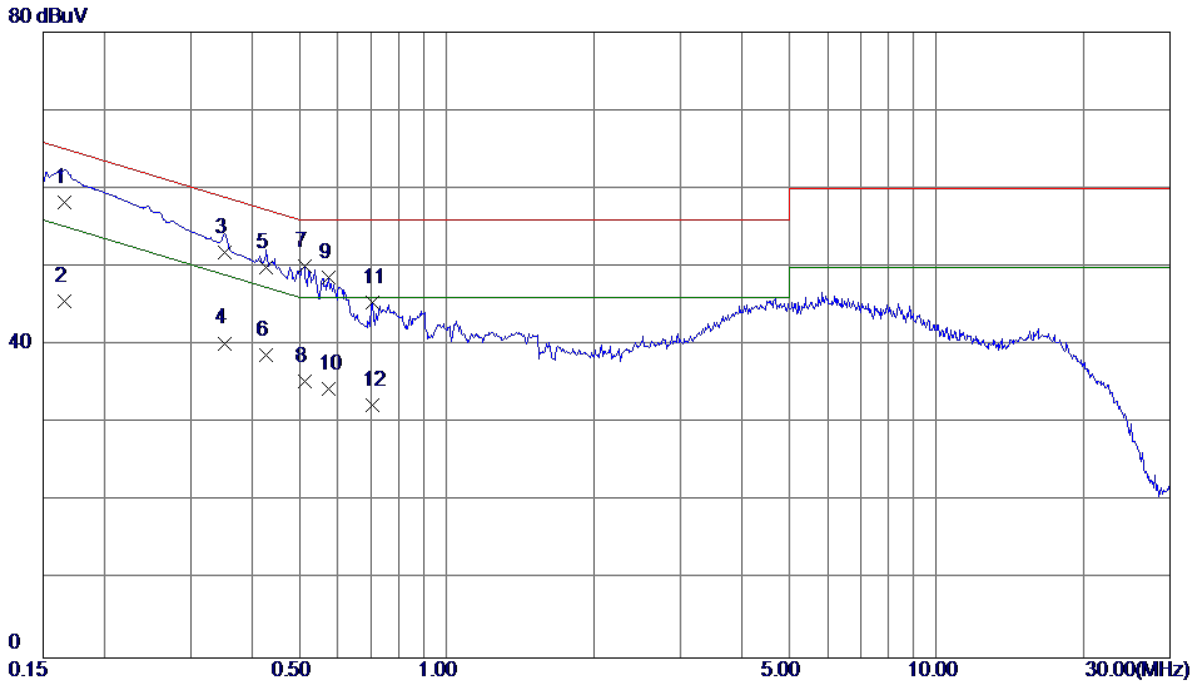
No.	Freq. MHz	Reading Level dBuV	Correct Factor dB	Measurement dBuV	Limit dBuV	Margin dB	Detector
1	0.1613	49.60	9.55	59.15	65.40	-6.25	QP
2	0.1613	36.50	9.55	46.05	55.40	-9.35	AVG
3 *	0.3187	44.50	9.73	54.23	59.74	-5.51	QP
4	0.3187	30.50	9.73	40.23	49.74	-9.51	AVG
5	0.4132	39.60	9.77	49.37	57.58	-8.21	QP
6	0.4132	28.60	9.77	38.37	47.58	-9.21	AVG
7	0.5010	38.60	9.81	48.41	56.00	-7.59	QP
8	0.5010	25.60	9.81	35.41	46.00	-10.59	AVG
9	0.7395	37.06	9.87	46.93	56.00	-9.07	QP
10	0.7395	24.30	9.87	34.17	46.00	-11.83	AVG
11	4.6815	36.03	10.26	46.29	56.00	-9.71	QP
12	4.6815	23.51	10.26	33.77	46.00	-12.23	AVG

EUT	Smart Phone	Model Name	M300-L29
Temperature	25°C	Relative Humidity	53%
Test Voltage	AC 120V/60Hz	Phase	Line
Test Mode	Adapter+Traffic (WCDMA)		
Note	Adapter:Phitek(EU)+Honglin +Battery: Desay		
Test Engineer	Kevin Li		



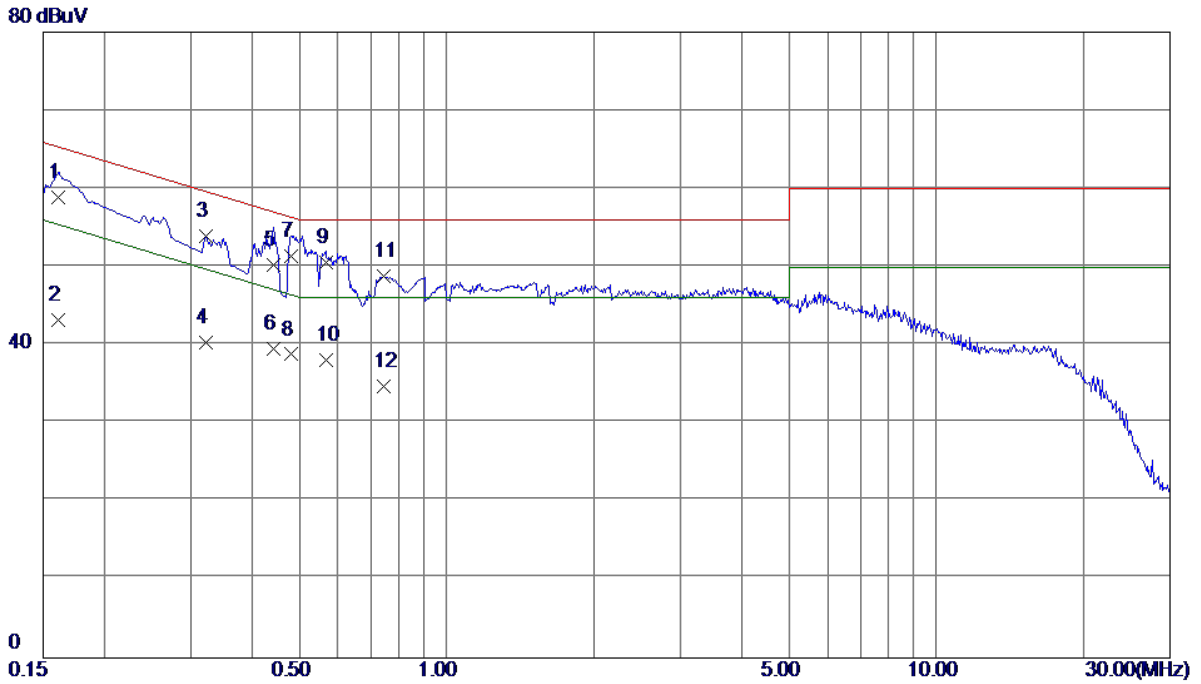
No.	Freq. MHz	Reading Level dBuV	Correct Factor dB	Measurement dBuV	Limit dBuV	Margin dB	Detector
1	0.1613	49.30	9.65	58.95	65.40	-6.45	QP
2	0.1613	32.60	9.65	42.25	55.40	-13.15	AVG
3	0.2423	46.50	9.77	56.27	62.02	-5.75	QP
4	0.2423	30.50	9.77	40.27	52.02	-11.75	AVG
5	0.3367	43.59	9.91	53.50	59.28	-5.78	QP
6	0.3367	27.09	9.91	37.00	49.28	-12.28	AVG
7	0.4200	42.30	9.87	52.17	57.45	-5.28	QP
8	0.4200	26.30	9.87	36.17	47.45	-11.28	AVG
9	0.5235	38.60	9.94	48.54	56.00	-7.46	QP
10	0.5235	25.60	9.94	35.54	46.00	-10.46	AVG
11 *	0.5571	41.30	9.98	51.28	56.00	-4.72	QP
12	0.5571	26.90	9.98	36.88	46.00	-9.12	AVG

EUT	Smart Phone	Model Name	M300-L29
Temperature	25°C	Relative Humidity	53%
Test Voltage	AC 120V/60Hz	Phase	Neutral
Test Mode	Adapter+Traffic (WCDMA)		
Note	Adapter:Phitek(EU)+Honglin +Battery: Desay		
Test Engineer	Kevin Li		



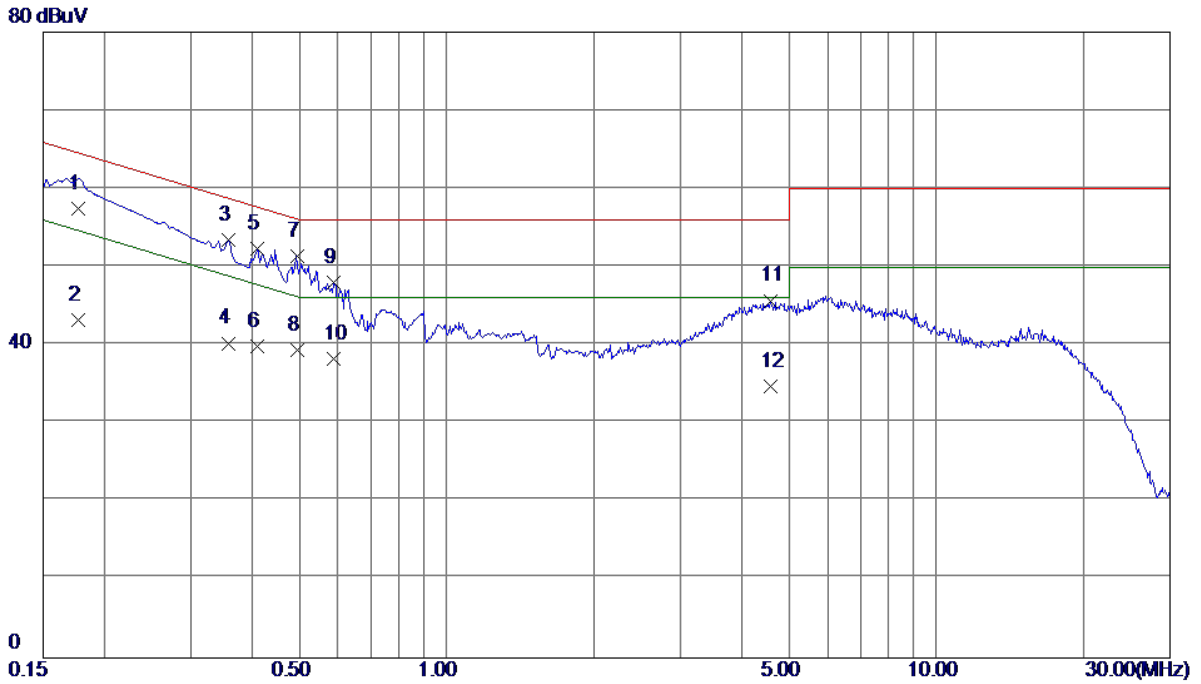
No.	Freq. MHz	Reading Level dBuV	Correct Factor dB	Measurement dBuV	Limit dBuV	Margin dB	Detector
1	0.1658	48.70	9.55	58.25	65.17	-6.92	QP
2	0.1658	36.00	9.55	45.55	55.17	-9.62	AVG
3	0.3525	42.10	9.74	51.84	58.90	-7.06	QP
4	0.3525	30.50	9.74	40.24	48.90	-8.66	AVG
5	0.4290	40.20	9.78	49.98	57.27	-7.29	QP
6	0.4290	29.00	9.78	38.78	47.27	-8.49	AVG
7 *	0.5122	40.20	9.81	50.01	56.00	-5.99	QP
8	0.5122	25.60	9.81	35.41	46.00	-10.59	AVG
9	0.5752	38.86	9.83	48.69	56.00	-7.31	QP
10	0.5752	24.60	9.83	34.43	46.00	-11.57	AVG
11	0.7056	35.55	9.86	45.41	56.00	-10.59	QP
12	0.7056	22.50	9.86	32.36	46.00	-13.64	AVG

EUT	Smart Phone	Model Name	M300-L29
Temperature	25°C	Relative Humidity	53%
Test Voltage	AC 120V/60Hz	Phase	Line
Test Mode	Adapter+Traffic (LTE)		
Note	Adapter:Phitek(EU)+Honglin +Battery: Desay		
Test Engineer	Kevin Li		



No.	Freq. MHz	Reading Level dBuV	Correct Factor dB	Measurement dBuV	Limit dBuV	Margin dB	Detector
1	0.1613	49.30	9.65	58.95	65.40	-6.45	QP
2	0.1613	33.60	9.65	43.25	55.40	-12.15	AVG
3	0.3232	44.06	9.87	53.93	59.62	-5.69	QP
4	0.3232	30.51	9.87	40.38	49.62	-9.24	AVG
5	0.4425	40.30	9.88	50.18	57.01	-6.83	QP
6	0.4425	29.60	9.88	39.48	47.01	-7.53	AVG
7 *	0.4807	41.50	9.90	51.40	56.33	-4.93	QP
8	0.4807	28.90	9.90	38.80	46.33	-7.53	AVG
9	0.5662	40.61	9.99	50.60	56.00	-5.40	QP
10	0.5662	28.11	9.99	38.10	46.00	-7.90	AVG
11	0.7440	38.66	10.07	48.73	56.00	-7.27	QP
12	0.7440	24.60	10.07	34.67	46.00	-11.33	AVG

EUT	Smart Phone	Model Name	M300-L29
Temperature	25°C	Relative Humidity	53%
Test Voltage	AC 120V/60Hz	Phase	Neutral
Test Mode	Adapter+Traffic (LTE)		
Note	Adapter:Phitek(EU)+Honglin +Battery: Desay		
Test Engineer	Kevin Li		



No.	Freq. MHz	Reading Level dBuV	Correct Factor dB	Measurement dBuV	Limit dBuV	Margin dB	Detector
1	0.1770	47.90	9.58	57.48	64.63	-7.15	QP
2	0.1770	33.60	9.58	43.18	54.63	-11.45	AVG
3	0.3592	43.76	9.74	53.50	58.75	-5.25	QP
4	0.3592	30.50	9.74	40.24	48.75	-8.51	AVG
5	0.4110	42.49	9.77	52.26	57.63	-5.37	QP
6	0.4110	30.10	9.77	39.87	47.63	-7.76	AVG
7 *	0.4942	41.48	9.81	51.29	56.10	-4.81	QP
8	0.4942	29.60	9.81	39.41	46.10	-6.69	AVG
9	0.5887	38.18	9.83	48.01	56.00	-7.99	QP
10	0.5887	28.40	9.83	38.23	46.00	-7.77	AVG
11	4.5960	35.43	10.25	45.68	56.00	-10.32	QP
12	4.5960	24.50	10.25	34.75	46.00	-11.25	AVG

4.2 RADIATED EMISSION MEASUREMENT

4.2.1 LIMITS OF RADIATED EMISSION MEASUREMENT

Below 1 GHz

Measurement Method and Applied Limits:

ANSI C63.4:

Frequency (MHz)	Class A (at 10m)		Class B (at 3m)	
	(uV/m) Field strength	(dBuV/m) Field strength	(uV/m) Field strength	(dBuV/m) Field strength
30 - 88	90	39	100	40
88 - 216	150	43.5	150	43.5
216 - 960	210	46.4	200	46
Above 960	300	49.5	500	54

Above 1 GHz

Measurement Method and Applied Limits:

ANSI C63.4:

Frequency (MHz)	Class A				Class B	
	(dBuV/m) (at 3m)		(dBuV/m) (at 10m)		(dBuV/m) (at 3m)	
	Peak	Average	Peak	Average	Peak	Average
Above 1000	80	60	69.5	49.5	74	54

FREQUENCY RANGE OF RADIATED MEASUREMENT (FOR UNINTENTIONAL RADIATORS)

Highest frequency generated or Upper frequency of measurement used in the device or on which the device operates or tunes (MHz)	Range (MHz)
Below 1.705	30
1.705 - 108	1000
108 - 500	2000
500 - 1000	5000
Above 1000	5 th harmonic of the highest frequency or 40 GHz, whichever is lower

NOTE:

- (1) The limit for radiated test was performed according to as following:
FCC Part 15, Subpart B
- (2) The tighter limit applies at the band edges.
- (3) Emission level (dBuV/m) = 20log Emission level (uV/m).
3m Emission level = 10m Emission level + 20log(10m/3m).
- (4) The test result calculated as following:
Measurement Value = Reading Level + Correct Factor
Correct Factor = Antenna Factor + Cable Loss - Amplifier Gain(if use)
Margin Level = Measurement Value - Limit Value

4.2.2 MEASUREMENT INSTRUMENTS LIST

Item	Kind of Equipment	Manufacturer	Type No.	Serial No.	Calibrated until
1	Antenna	Schwarbeck	VULB9160	9160-3232	Mar. 26, 2018
2	Amplifier	HP	8447D	2944A09673	Oct. 20, 2017
3	Receiver	Agilent	N9038A	MY52130039	Sep. 04, 2017
4	Cable	emci	LMR-400(30MHz-1GHz)(8m+5m)	N/A	Jun. 26, 2018
5	Controller	CT	SC100	N/A	N/A
6	Controller	MF	MF-7802	MF780208416	N/A
7	Measurement Software	Farad	EZ-EMC Ver.NB-03A1-01	N/A	N/A
8	Amplifier	Agilent	8449B	3008A02274	Feb. 22, 2018
9	Receiver	Agilent	N9038A	MY52130039	Sep. 04, 2017
10	Antenna	EM	EM-6876-1	230	Jul. 08, 2017
11	Controller	CT	SC100	N/A	N/A
12	Controller	MF	MF-7802	MF780208416	N/A
13	Cable	emci	EMC104-SM-SM-12000(12m)	N/A	Jul. 06, 2017
14	Measurement Software	Farad	EZ-EMC Ver.NB-03A1-01	N/A	N/A

Remark: "N/A" denotes no model name, serial no. or calibration specified.
All calibration period of equipment list is one year.

4.2.3 TEST PROCEDURE

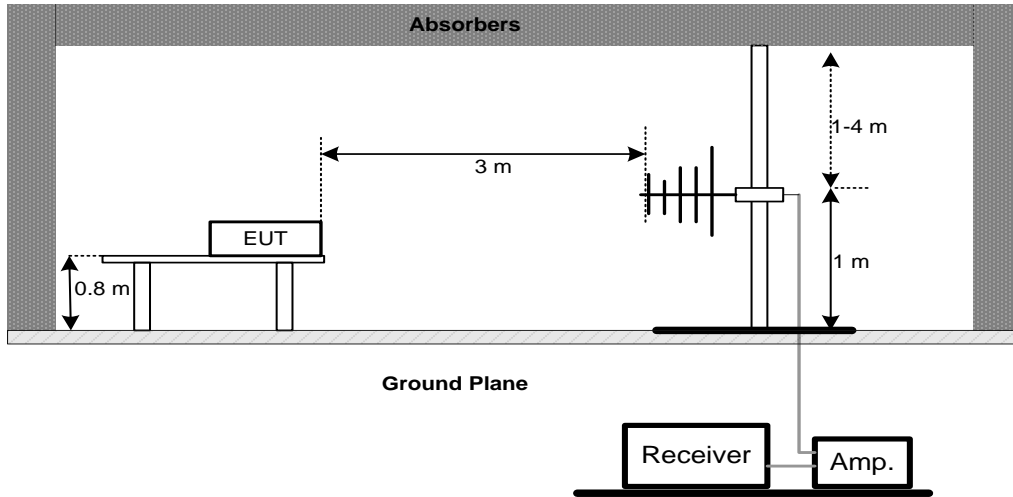
- a. The measuring distance of 3 m shall be used for measurements. The EUT was placed on the top of a rotating table 0.8 meter above the ground at a 3 meter semi-anechoic chamber. The table was rotated 360 degrees to determine the position of the highest radiation.(below 1GHz)
- b. The measuring distance of 3 m shall be used for measurements. The EUT was placed on the top of a rotating table 0.8 meter above the ground at a 3 meter semi-anechoic chamber. The table was rotated 360 degrees to determine the position of the highest radiation.(above 1GHz)
- c. The height of the equipment or of the substitution antenna shall be 0.8 m, the height of the test antenna shall vary between 1 m to 4 m. Both horizontal and vertical polarizations of the antenna are set to make the measurement.
- d. For each suspected emission, the EUT was arranged to its worst case and then the antenna was tuned to heights find the maximum reading (used Bore sight function).
- e. The receiver system was set to peak and average detect function and specified bandwidth with maximum hold mode when the test frequency is above 1GHz.
- f. The initial step in collecting radiated emission data is a receiver peak detector mode pre-scanning the measurement frequency range. Significant peaks are then marked and then Quasi Peak detector mode re-measured.
- g. All readings are Peak unless otherwise stated QP in column of Note. Peak denotes that the Peak reading compliance with the QP Limits and then QP Mode measurement didn't perform. (below 1GHz)
- h. All readings are Peak Mode value unless otherwise stated AVG in column of Note. If the Peak Mode Measured value compliance with the Peak Limits and lower than AVG Limits, the EUT shall be deemed to meet both Peak & AVG Limits and then only Peak Mode was measured, but AVG Mode didn't perform. (above 1GHz)
- i. For the actual test configuration, please refer to the related Item - Block Diagram of system tested (please refer to 3.3).

4.2.4 DEVIATION FROM TEST STANDARD

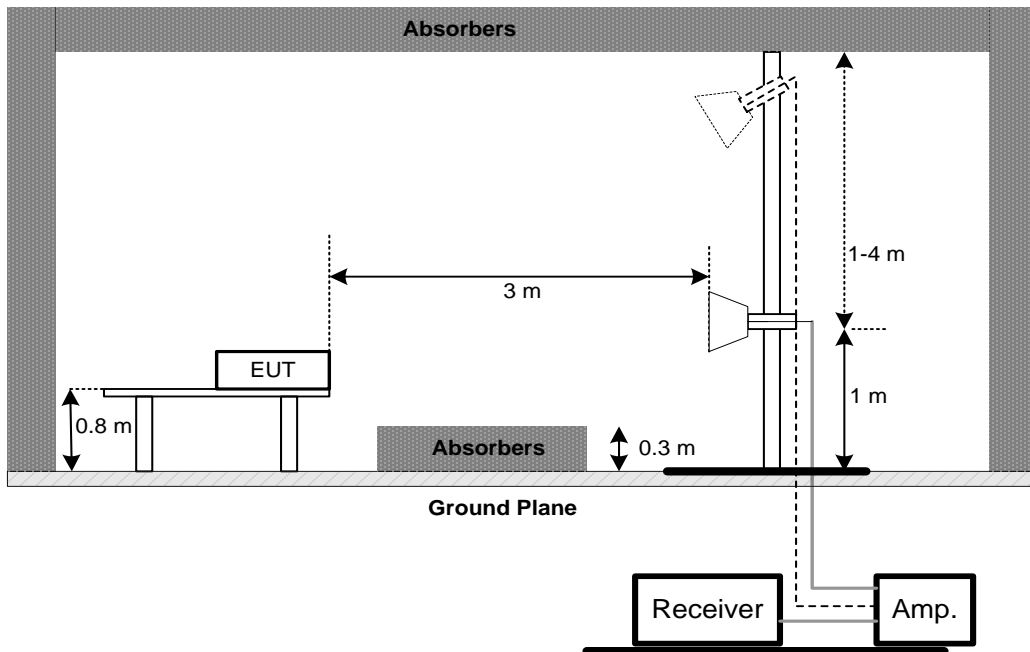
No deviation

4.2.5 TEST SETUP

(A) Radiated Emission Test Set-Up Frequency Below 1 GHz



(B) Radiated Emission Test Set-Up Frequency 1 GHz

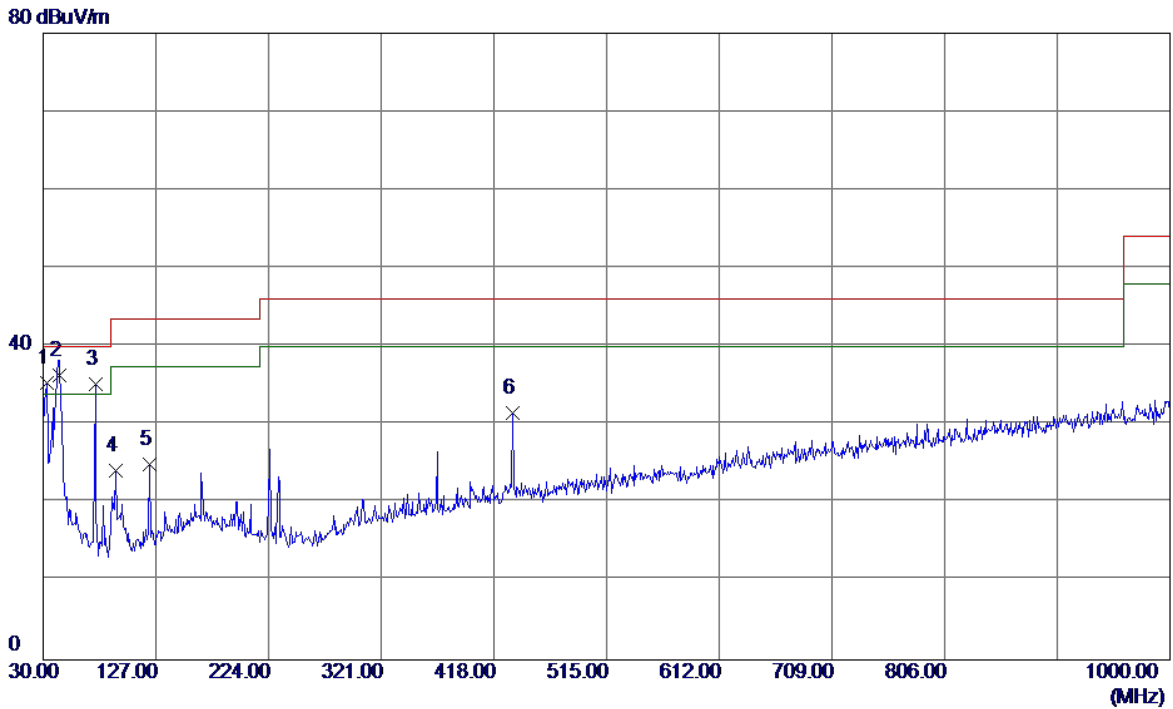


4.2.6 TEST RESULTS-BELOW 1GHZ

Remark :

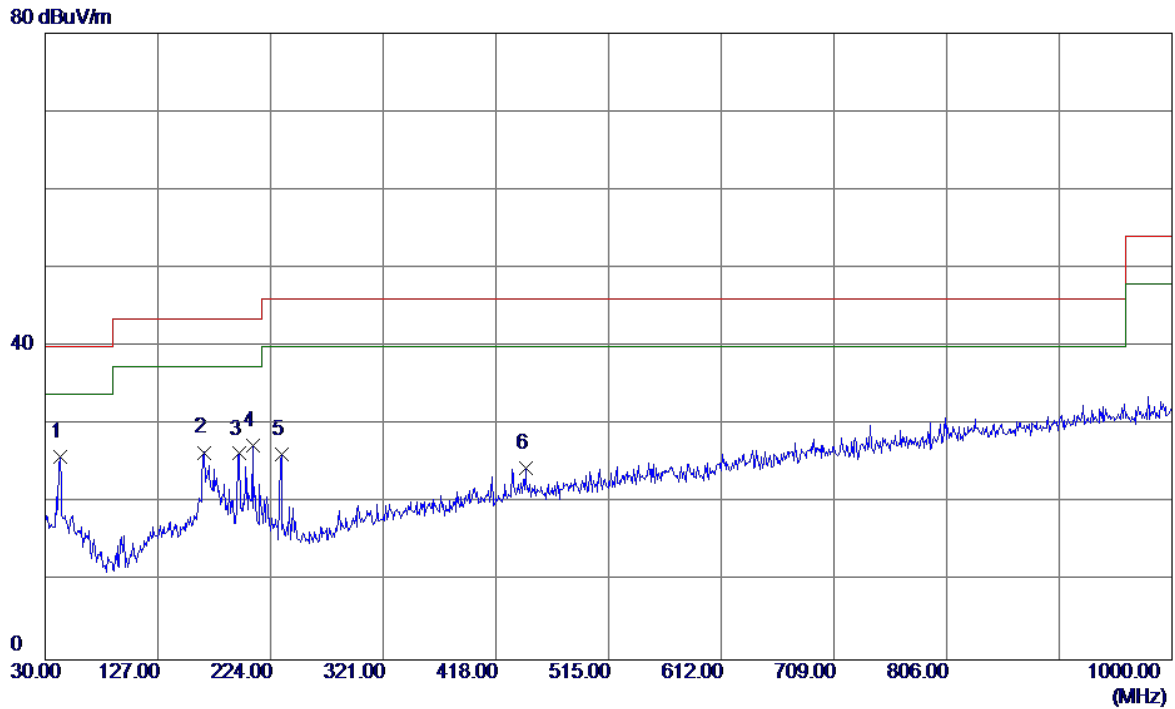
- (1) All readings are Peak unless otherwise stated QP in column of 『Note』 . Peak denotes that the Peak reading compliance with the QP Limits and then QP Mode measurement didn't perform ◦
- (2) Measuring frequency range from 30MHz to 1000MHz ◦
- (3) If the peak scan value lower limit more than 20dB, then this signal data does not show in table ◦

EUT	Smart Phone	Model Name	MHA-L29
Temperature	25°C	Relative Humidity	60%
Test Voltage	AC 120V/60Hz	Polarization	Vertical
Test Mode	USB copy(EUT with PC)+Idle+ Earphone		
Note	USB Cable: Honglin +Battery: Desay+ Earphone: Lianchuang		
Test Engineer	Kevin Li		



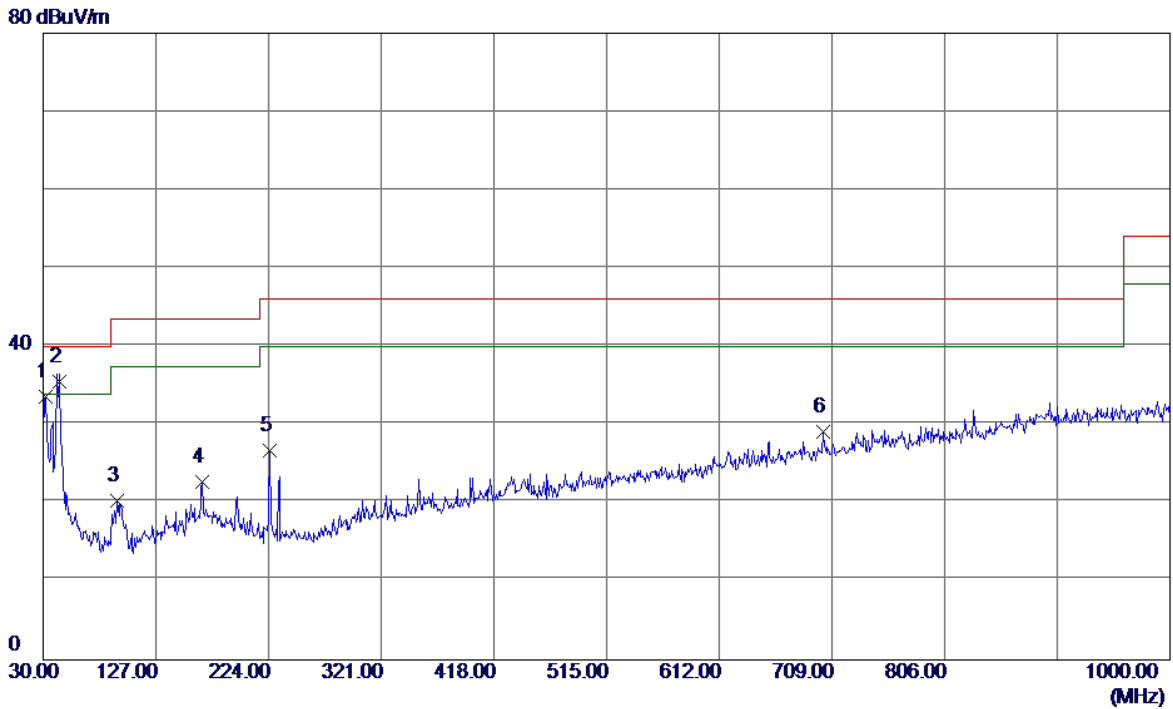
No.	Freq. MHz	Reading Level dBuV/m	Correct Factor dB	Measure ment dBuV/m	Limit dBuV/m	Margin dB	Detector
1	32.9100	48.90	-13.53	35.37	40.00	-4.63	QP
2 *	44.0650	48.26	-11.95	36.31	40.00	-3.69	QP
3	75.1050	50.94	-15.68	35.26	40.00	-4.74	QP
4	92.5650	41.63	-17.40	24.23	43.50	-19.27	QP
5	121.6650	38.57	-13.56	25.01	43.50	-18.49	QP
6	434.0050	38.91	-7.37	31.54	46.00	-14.46	QP

EUT	Smart Phone	Model Name	MHA-L29
Temperature	25°C	Relative Humidity	60%
Test Voltage	AC 120V/60Hz	Polarization	Horizontal
Test Mode	USB copy(EUT with PC)+Idle+ Earphone		
Note	USB Cable: Honglin +Battery: Desay+ Earphone: Lianchuang		
Test Engineer	Kevin Li		



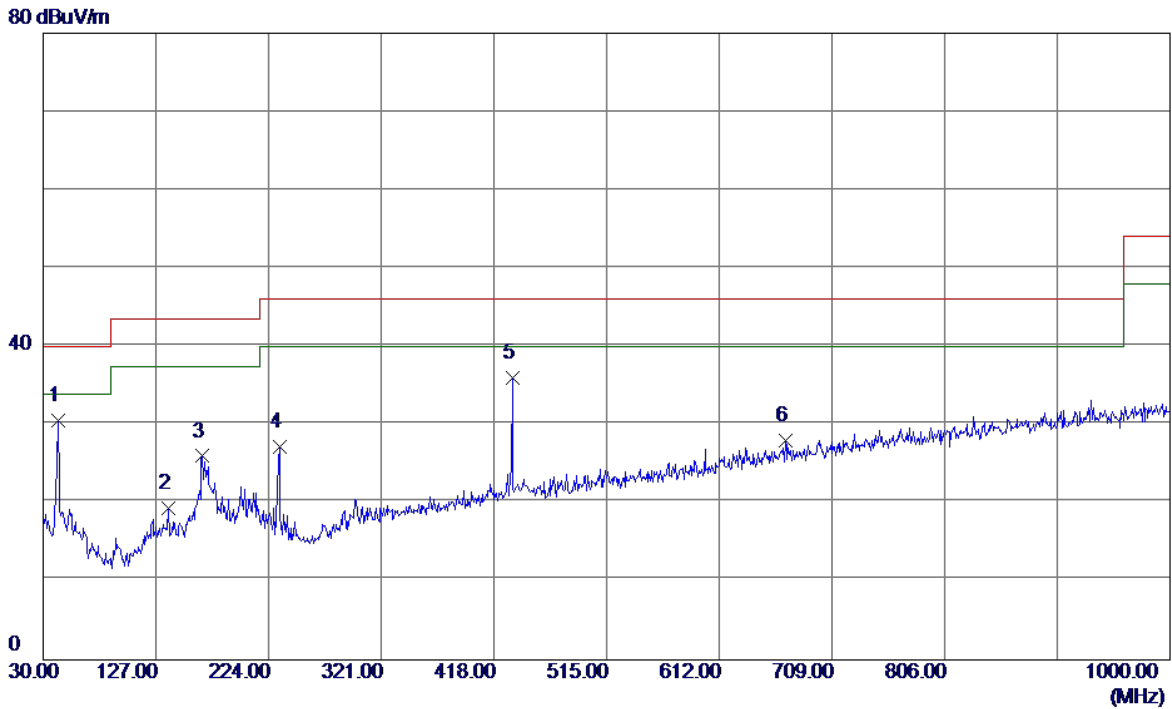
No.	Freq. MHz	Reading Level dBuV/m	Correct Factor dB	Measure ment dBuV/m	Limit dBuV/m	Margin dB	Detector
1 *	43.0950	38.14	-12.19	25.95	40.00	-14.05	QP
2	166.7700	37.71	-11.23	26.48	43.50	-17.02	QP
3	196.8400	38.25	-11.93	26.32	43.50	-17.18	QP
4	208.9650	40.29	-12.99	27.30	43.50	-16.20	QP
5	233.2150	39.51	-13.27	26.24	46.00	-19.76	QP
6	443.7050	31.66	-7.13	24.53	46.00	-21.47	QP

EUT	Smart Phone	Model Name	MHA-L29
Temperature	25°C	Relative Humidity	60%
Test Voltage	AC 120V/60Hz	Polarization	Vertical
Test Mode	USB copy(EUT with PC)+Idle+ Earphone		
Note	USB Cable: CONNREX +Battery: Sunwoda+ Earphone: QUANCHENG		
Test Engineer	Kevin Li		



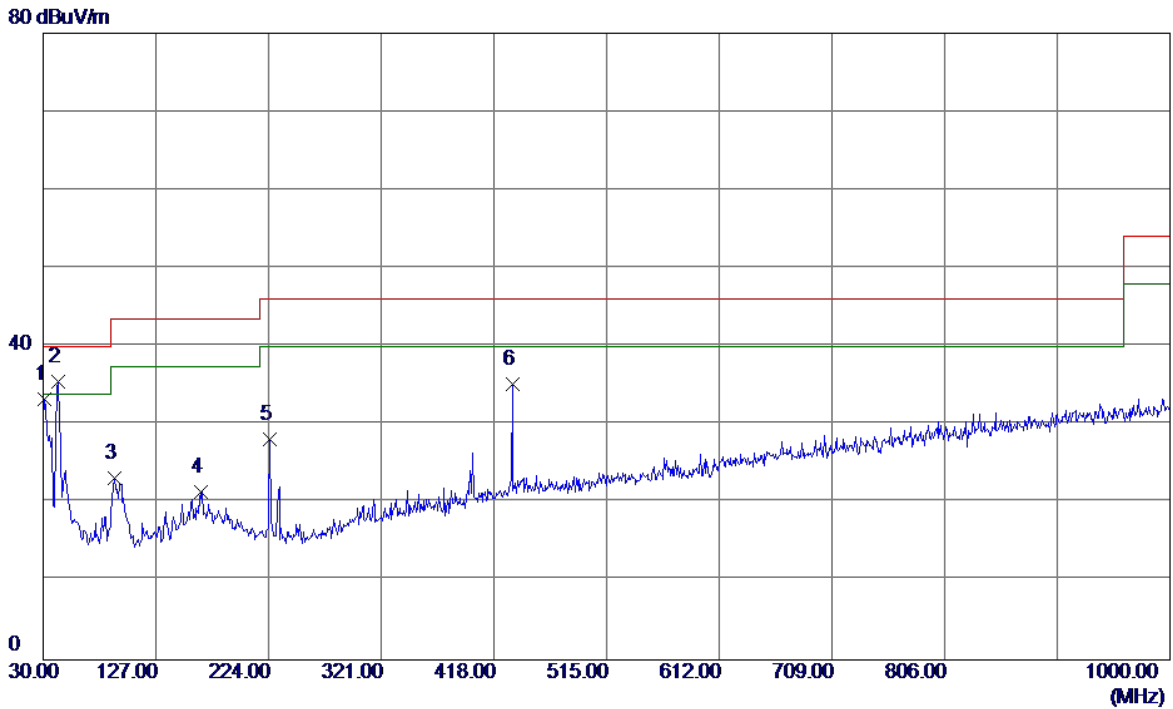
No.	Freq. MHz	Reading Level dBuV/m	Correct Factor dB	Measure ment dBuV/m	Limit dBuV/m	Margin dB	Detector
1	31.9400	47.28	-13.68	33.60	40.00	-6.40	QP
2 *	44.0650	47.47	-11.95	35.52	40.00	-4.48	QP
3	94.0199	37.80	-17.48	20.32	43.50	-23.18	QP
4	166.7700	33.97	-11.23	22.74	43.50	-20.76	QP
5	224.9700	40.16	-13.39	26.77	46.00	-19.23	QP
6	701.2400	30.19	-1.05	29.14	46.00	-16.86	QP

EUT	Smart Phone	Model Name	MHA-L29
Temperature	25°C	Relative Humidity	60%
Test Voltage	AC 120V/60Hz	Polarization	Horizontal
Test Mode	USB copy(EUT with PC)+Idle+ Earphone		
Note	USB Cable: CONNREX +Battery: Sunwoda+ Earphone: QUANCHENG		
Test Engineer	Kevin Li		



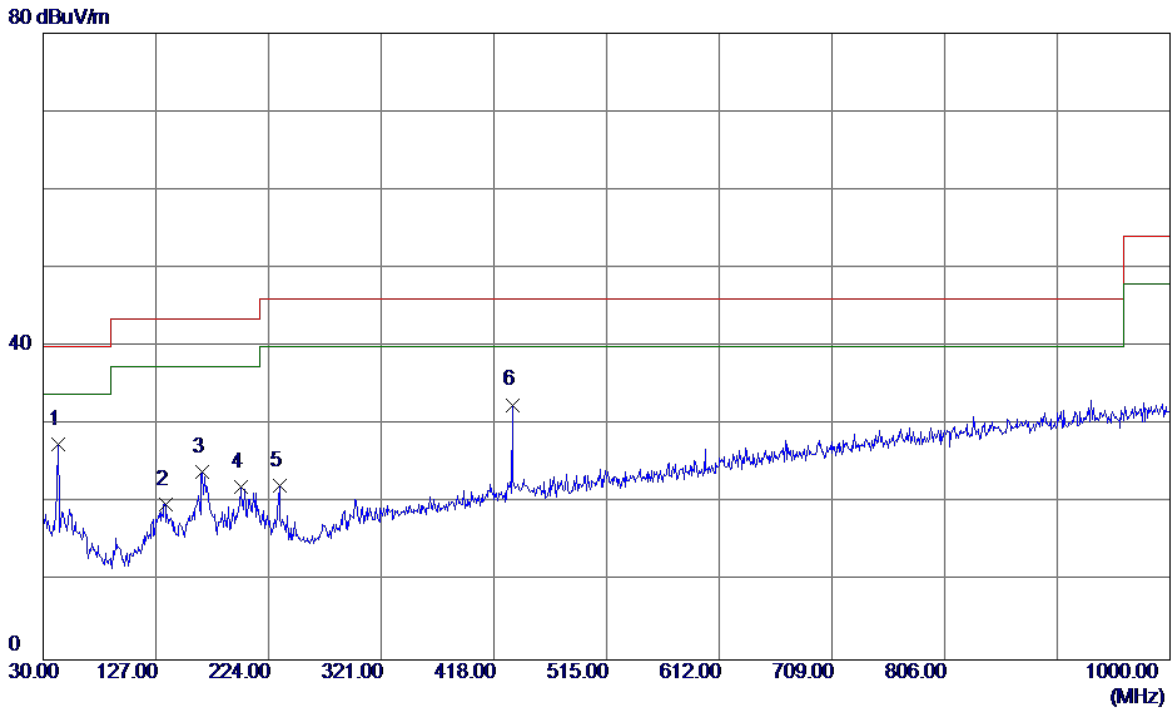
No.	Freq. MHz	Reading Level dBuV/m	Correct Factor dB	Measure ment dBuV/m	Limit dBuV/m	Margin dB	Detector
1 *	42.6100	42.88	-12.32	30.56	40.00	-9.44	QP
2	137.6700	32.01	-12.58	19.43	43.50	-24.07	QP
3	166.7700	37.23	-11.23	26.00	43.50	-17.50	QP
4	233.2150	40.46	-13.27	27.19	46.00	-18.81	QP
5	434.0050	43.43	-7.37	36.06	46.00	-9.94	QP
6	668.7450	29.86	-1.84	28.02	46.00	-17.98	QP

EUT	Smart Phone	Model Name	MHA-L29
Temperature	25°C	Relative Humidity	60%
Test Voltage	AC 120V/60Hz	Polarization	Vertical
Test Mode	USB copy(EUT with PC)+Idle+ Earphone		
Note	USB Cable: LUXSHAREICT +Battery: SCUD+ Earphone: Lianchuang		
Test Engineer	Kevin Li		



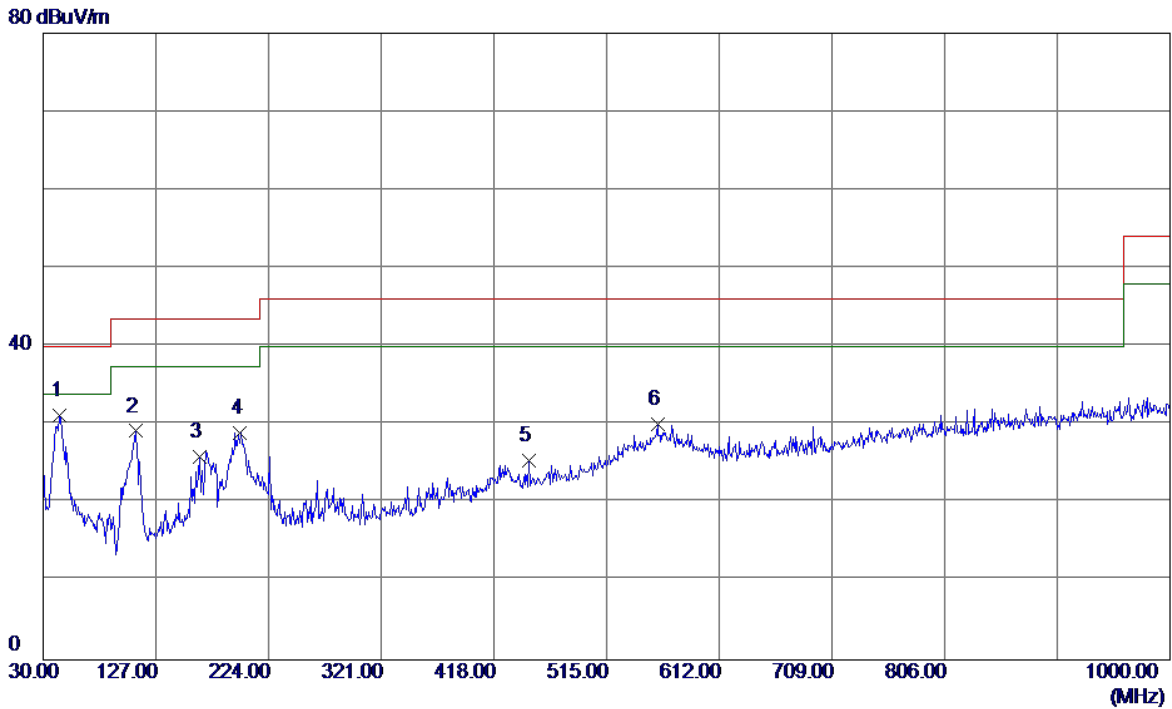
No.	Freq. MHz	Reading Level dBuV/m	Correct Factor dB	Measure ment dBuV/m	Limit dBuV/m	Margin dB	Detector
1	31.4550	47.00	-13.76	33.24	40.00	-6.76	QP
2 *	42.6100	47.87	-12.32	35.55	40.00	-4.45	QP
3	91.1100	40.50	-17.32	23.18	43.50	-20.32	QP
4	166.2850	32.68	-11.25	21.43	43.50	-22.07	QP
5	224.9700	41.53	-13.39	28.14	46.00	-17.86	QP
6	434.0050	42.64	-7.37	35.27	46.00	-10.73	QP

EUT	Smart Phone	Model Name	MHA-L29
Temperature	25°C	Relative Humidity	60%
Test Voltage	AC 120V/60Hz	Polarization	Horizontal
Test Mode	USB copy(EUT with PC)+Idle+ Earphone		
Note	USB Cable: LUXSHAREICT +Battery: SCUD+ Earphone: Lianchuang		
Test Engineer	Kevin Li		



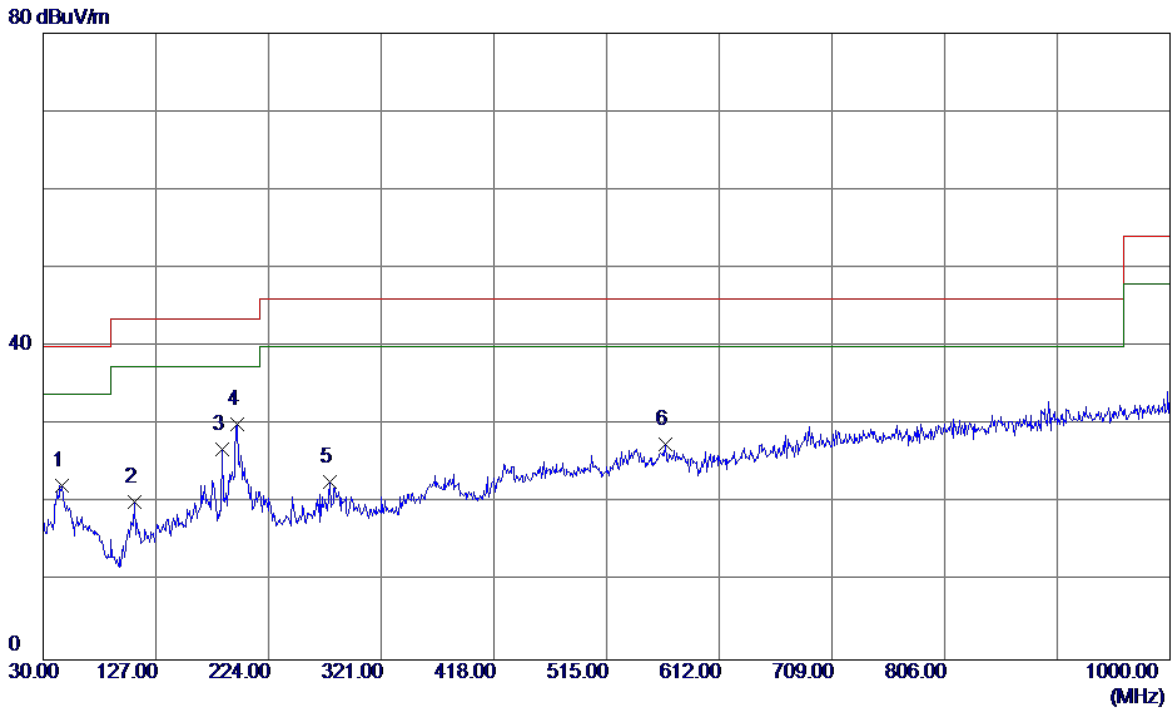
No.	Freq. MHz	Reading Level dBuV/m	Correct Factor dB	Measure ment dBuV/m	Limit dBuV/m	Margin dB	Detector
1 *	42.6100	39.88	-12.32	27.56	40.00	-12.44	QP
2	135.2450	32.58	-12.72	19.86	43.50	-23.64	QP
3	166.7700	35.23	-11.23	24.00	43.50	-19.50	QP
4	200.2350	34.28	-12.15	22.13	43.50	-21.37	QP
5	233.2150	35.46	-13.27	22.19	46.00	-23.81	QP
6	434.0050	39.93	-7.37	32.56	46.00	-13.44	QP

EUT	Smart Phone	Model Name	MHA-L29
Temperature	25°C	Relative Humidity	60%
Test Voltage	AC 120V/60Hz	Polarization	Vertical
Test Mode	Adapter+Idle+BT+2.4G WIFI+GPS+Camera on+Earphone		
Note	Adapter:Phitek(US)+Honglin +Battery: Desay+ Earphone: Lianchuang		
Test Engineer	Kevin Li		



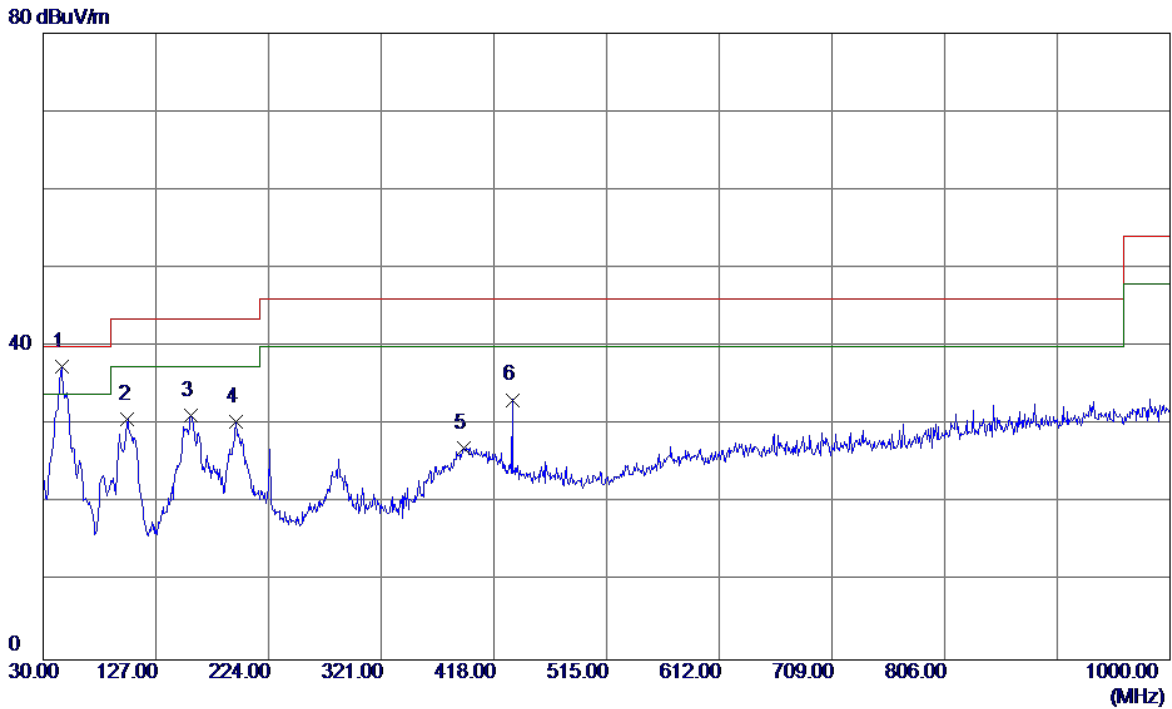
No.	Freq. MHz	Reading Level dBuV/m	Correct Factor dB	Measure ment dBuV/m	Limit dBuV/m	Margin dB	Detector
1 *	44.5500	43.07	-11.90	31.17	40.00	-8.83	QP
2	109.5400	44.41	-15.21	29.20	43.50	-14.30	QP
3	164.3450	37.25	-11.34	25.91	43.50	-17.59	QP
4	199.7500	41.14	-12.11	29.03	43.50	-14.47	QP
5	448.5550	32.44	-7.02	25.42	46.00	-20.58	QP
6	559.1350	34.55	-4.40	30.15	46.00	-15.85	QP

EUT	Smart Phone	Model Name	MHA-L29
Temperature	25°C	Relative Humidity	60%
Test Voltage	AC 120V/60Hz	Polarization	Horizontal
Test Mode	Adapter+Idle+BT+2.4G WIFI+GPS+Camera on+Earphone		
Note	Adapter:Phitek(US)+Honglin +Battery: Desay+ Earphone: Lianchuang		
Test Engineer	Kevin Li		



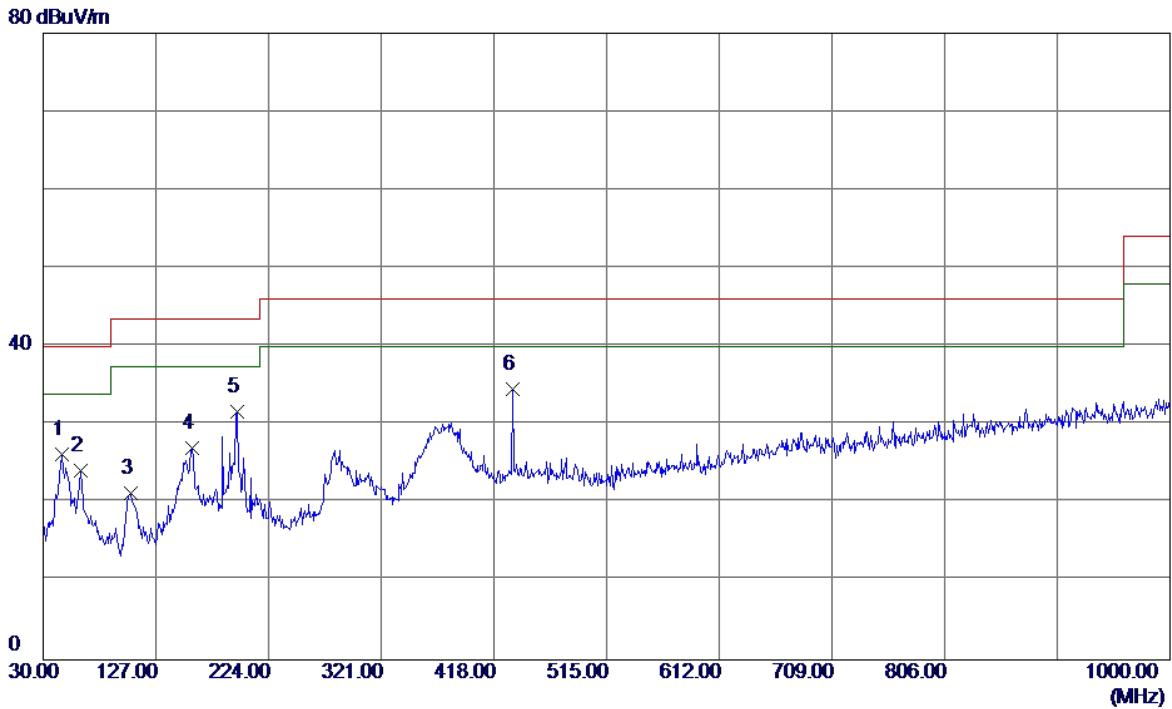
No.	Freq. MHz	Reading Level dBuV/m	Correct Factor dB	Measure ment dBuV/m	Limit dBuV/m	Margin dB	Detector
1	46.4900	34.06	-11.76	22.30	40.00	-17.70	QP
2	109.0550	35.41	-15.30	20.11	43.50	-23.39	QP
3	184.2300	38.33	-11.45	26.88	43.50	-16.62	QP
4 *	196.8400	41.96	-11.93	30.03	43.50	-13.47	QP
5	276.3800	35.08	-12.42	22.66	46.00	-23.34	QP
6	565.9250	31.83	-4.29	27.54	46.00	-18.46	QP

EUT	Smart Phone	Model Name	MHA-L29
Temperature	25°C	Relative Humidity	60%
Test Voltage	AC 120V/60Hz	Polarization	Vertical
Test Mode	Adapter+Idle+BT+2.4G WIFI+GPS+Camera on+Earphone		
Note	Adapter:Salcomp(US)+Honglin +Battery: Desay+ Earphone: Lianchuang		
Test Engineer	Kevin Li		



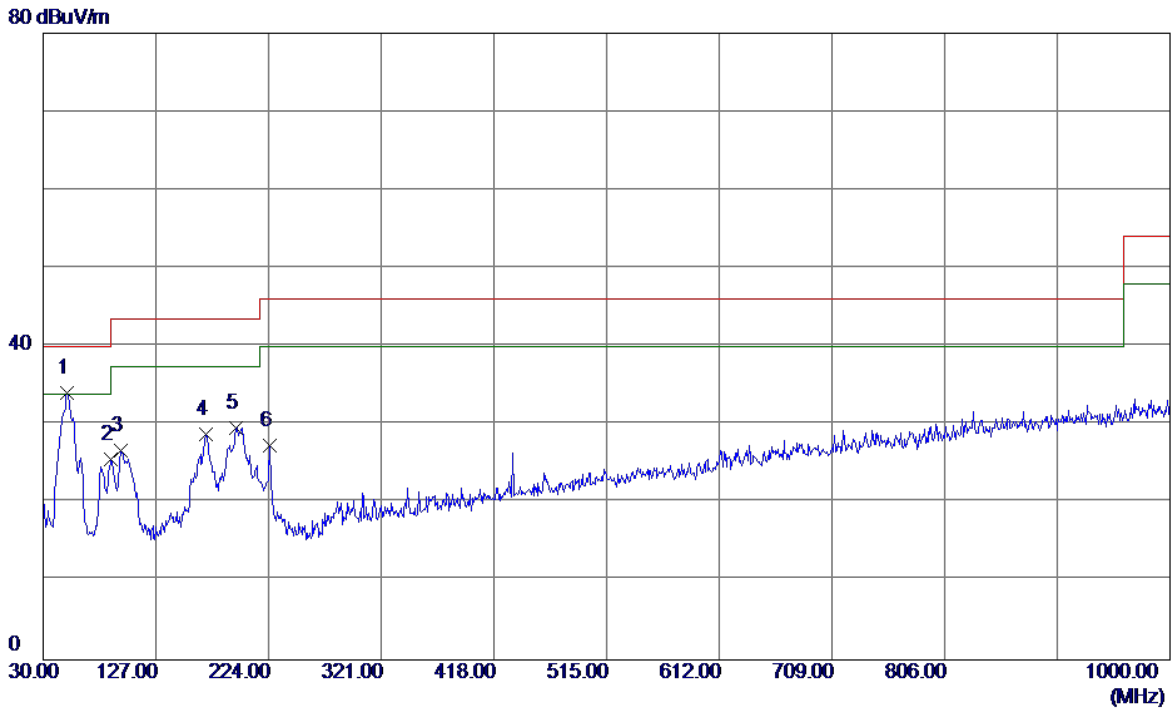
No.	Freq. MHz	Reading Level dBuV/m	Correct Factor dB	Measure ment dBuV/m	Limit dBuV/m	Margin dB	Detector
1 *	46.0050	49.12	-11.74	37.38	40.00	-2.62	QP
2	102.7500	47.13	-16.41	30.72	43.50	-12.78	QP
3	157.5549	42.81	-11.65	31.16	43.50	-12.34	QP
4	196.3550	42.30	-11.89	30.41	43.50	-13.09	QP
5	391.8100	35.50	-8.42	27.08	46.00	-18.92	QP
6	434.0050	40.57	-7.37	33.20	46.00	-12.80	QP

EUT	Smart Phone	Model Name	MHA-L29
Temperature	25°C	Relative Humidity	60%
Test Voltage	AC 120V/60Hz	Polarization	Horizontal
Test Mode	Adapter+Idle+BT+2.4G WIFI+GPS+Camera on+Earphone		
Note	Adapter:Salcomp(US)+Honglin +Battery: Desay+ Earphone: Lianchuang		
Test Engineer	Kevin Li		



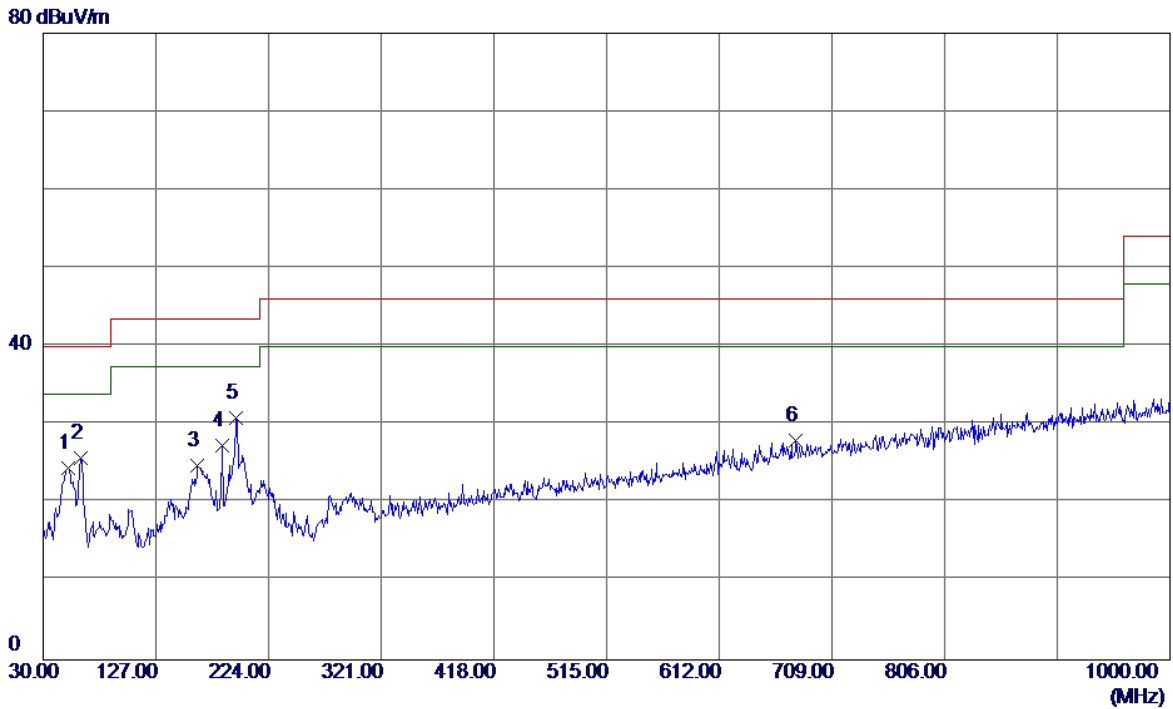
No.	Freq. MHz	Reading Level dBuV/m	Correct Factor dB	Measure ment dBuV/m	Limit dBuV/m	Margin dB	Detector
1	46.4900	37.99	-11.76	26.23	40.00	-13.77	QP
2	62.4950	37.68	-13.47	24.21	40.00	-15.79	QP
3	105.1750	37.21	-15.98	21.23	43.50	-22.27	QP
4	158.5250	38.69	-11.60	27.09	43.50	-16.41	QP
5	196.8400	43.67	-11.93	31.74	43.50	-11.76	QP
6 *	434.0050	41.86	-7.37	34.49	46.00	-11.51	QP

EUT	Smart Phone	Model Name	MHA-L29
Temperature	25°C	Relative Humidity	60%
Test Voltage	AC 120V/60Hz	Polarization	Vertical
Test Mode	Adapter+Idle+BT+2.4G WIFI+GPS+Camera on+Earphone		
Note	Adapter:HK(US)+Honglin +Battery: Desay+ Earphone: Lianchuang		
Test Engineer	Kevin Li		



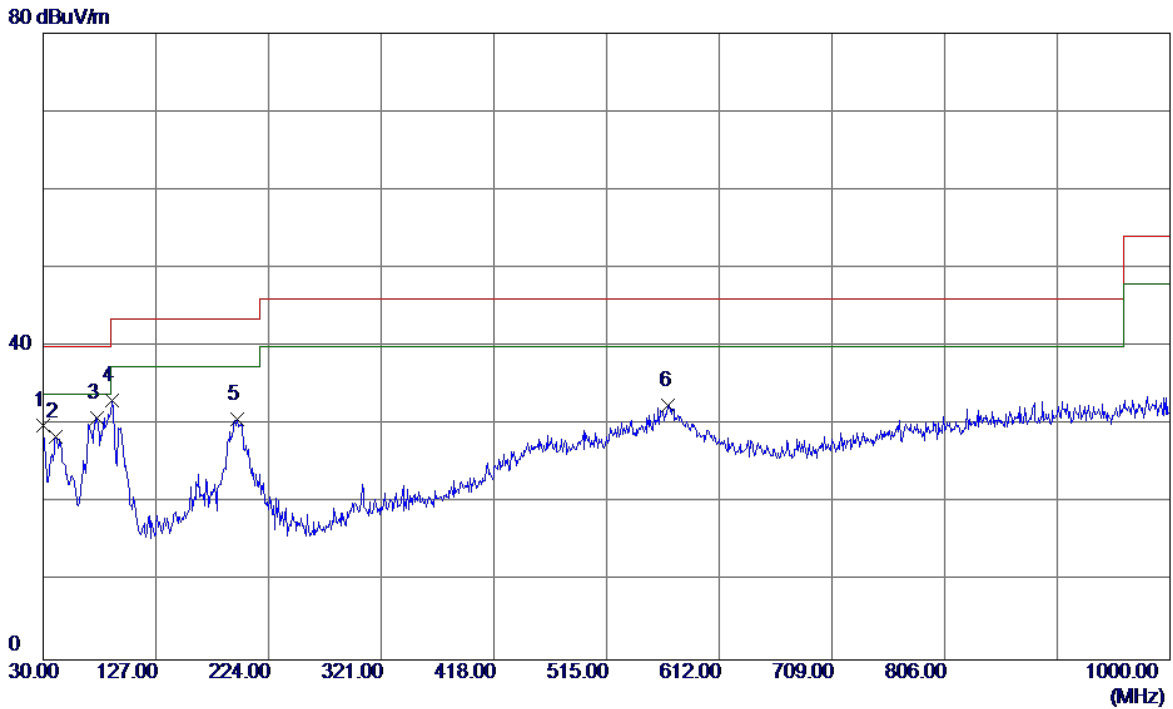
No.	Freq. MHz	Reading Level dBuV/m	Correct Factor dB	Measure ment dBuV/m	Limit dBuV/m	Margin dB	Detector
1 *	50.8550	45.79	-11.77	34.02	40.00	-5.98	QP
2	88.6850	42.77	-17.19	25.58	43.50	-17.92	QP
3	96.9300	43.96	-17.28	26.68	43.50	-16.82	QP
4	170.1649	39.88	-11.09	28.79	43.50	-14.71	QP
5	196.3550	41.56	-11.89	29.67	43.50	-13.83	QP
6	224.9700	40.81	-13.39	27.42	46.00	-18.58	QP

EUT	Smart Phone	Model Name	MHA-L29
Temperature	25°C	Relative Humidity	60%
Test Voltage	AC 120V/60Hz	Polarization	Horizontal
Test Mode	Adapter+Idle+BT+2.4G WIFI+GPS+Camera on+Earphone		
Note	Adapter:HK(US)+Honglin +Battery: Desay+ Earphone: Lianchuang		
Test Engineer	Kevin Li		



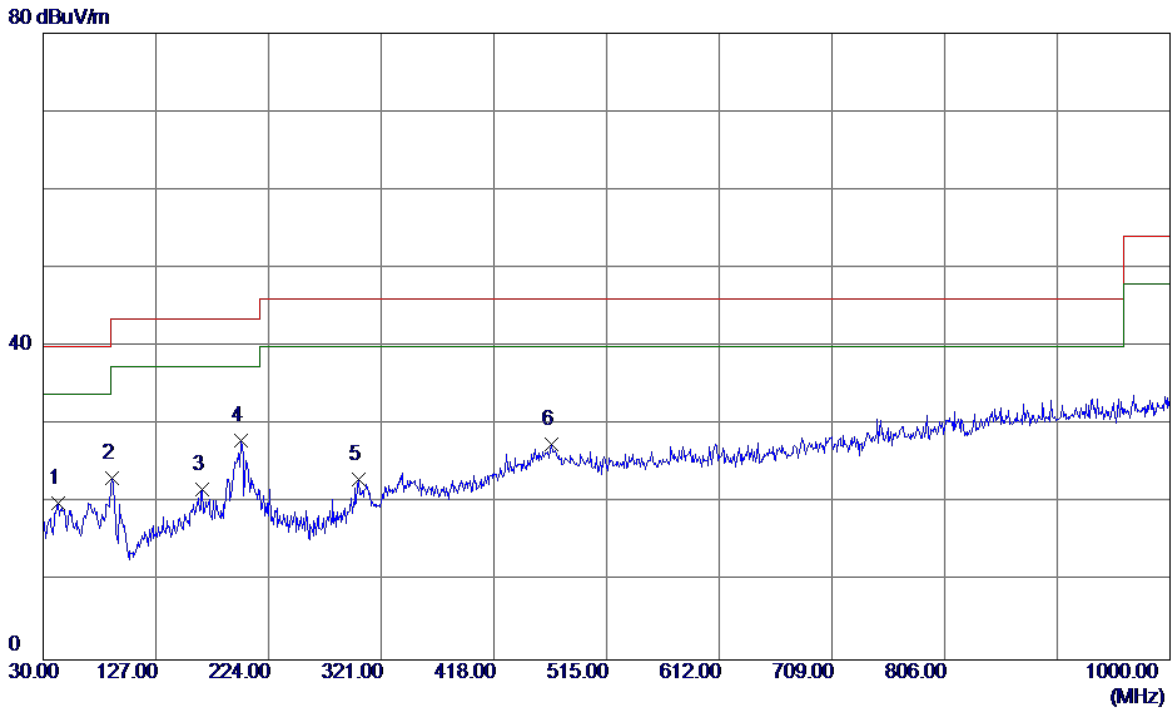
No.	Freq. MHz	Reading Level dBuV/m	Correct Factor dB	Measure ment dBuV/m	Limit dBuV/m	Margin dB	Detector
1	51.8250	36.14	-11.61	24.53	40.00	-15.47	QP
2	62.4950	39.20	-13.47	25.73	40.00	-14.27	QP
3	162.8900	36.16	-11.41	24.75	43.50	-18.75	QP
4	184.2300	38.85	-11.45	27.40	43.50	-16.10	QP
5 *	196.3550	42.72	-11.89	30.83	43.50	-12.67	QP
6	677.9600	29.56	-1.61	27.95	46.00	-18.05	QP

EUT	Smart Phone	Model Name	MHA-L29
Temperature	25°C	Relative Humidity	60%
Test Voltage	AC 120V/60Hz	Polarization	Vertical
Test Mode	Adapter+Idle+BT+2.4G WIFI+GPS+Camera on+Earphone		
Note	Adapter:Phitek(EU)+Honglin +Battery: Desay+ Earphone: Lianchuang		
Test Engineer	Kevin Li		



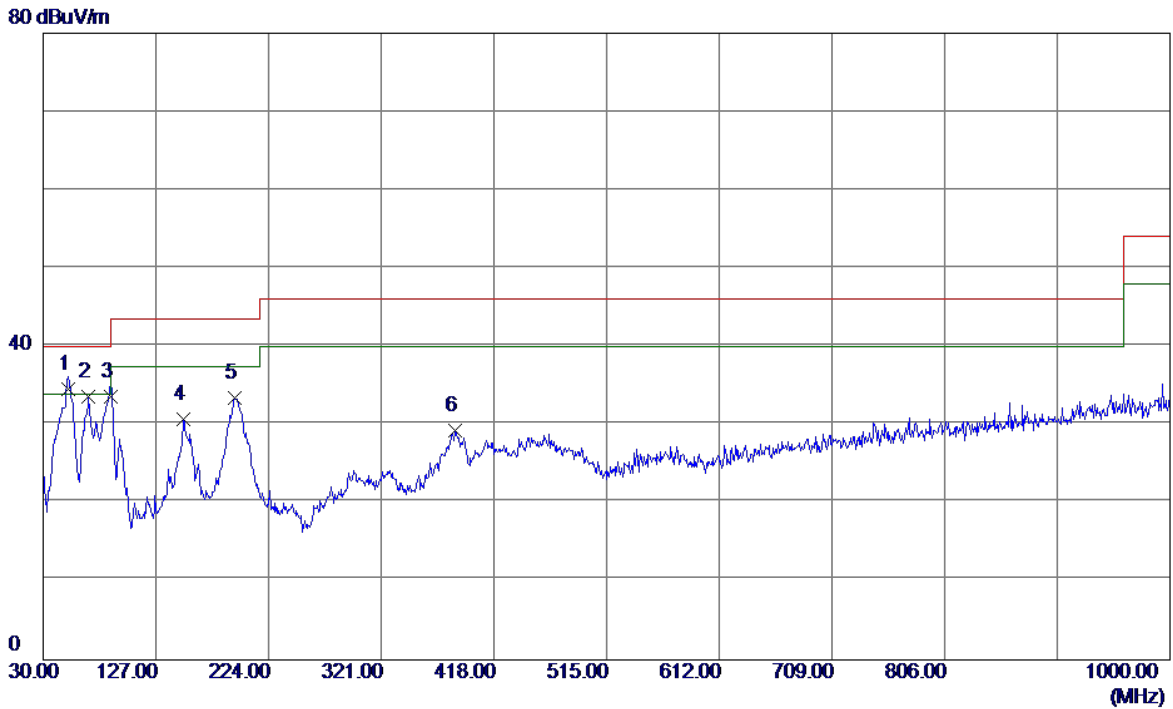
No.	Freq. MHz	Reading Level dBuV/m	Correct Factor dB	Measure ment dBuV/m	Limit dBuV/m	Margin dB	Detector
1	30.0000	43.89	-13.99	29.90	40.00	-10.10	QP
2	40.6699	41.07	-12.62	28.45	40.00	-11.55	QP
3 *	76.5600	46.81	-15.99	30.82	40.00	-9.18	QP
4	89.6550	50.35	-17.25	33.10	43.50	-10.40	QP
5	197.3250	42.70	-11.96	30.74	43.50	-12.76	QP
6	568.3500	36.69	-4.25	32.44	46.00	-13.56	QP

EUT	Smart Phone	Model Name	MHA-L29
Temperature	25°C	Relative Humidity	60%
Test Voltage	AC 120V/60Hz	Polarization	Horizontal
Test Mode	Adapter+Idle+BT+2.4G WIFI+GPS+Camera on+Earphone		
Note	Adapter:Phitek(EU)+Honglin +Battery: Desay+ Earphone: Lianchuang		
Test Engineer	Kevin Li		



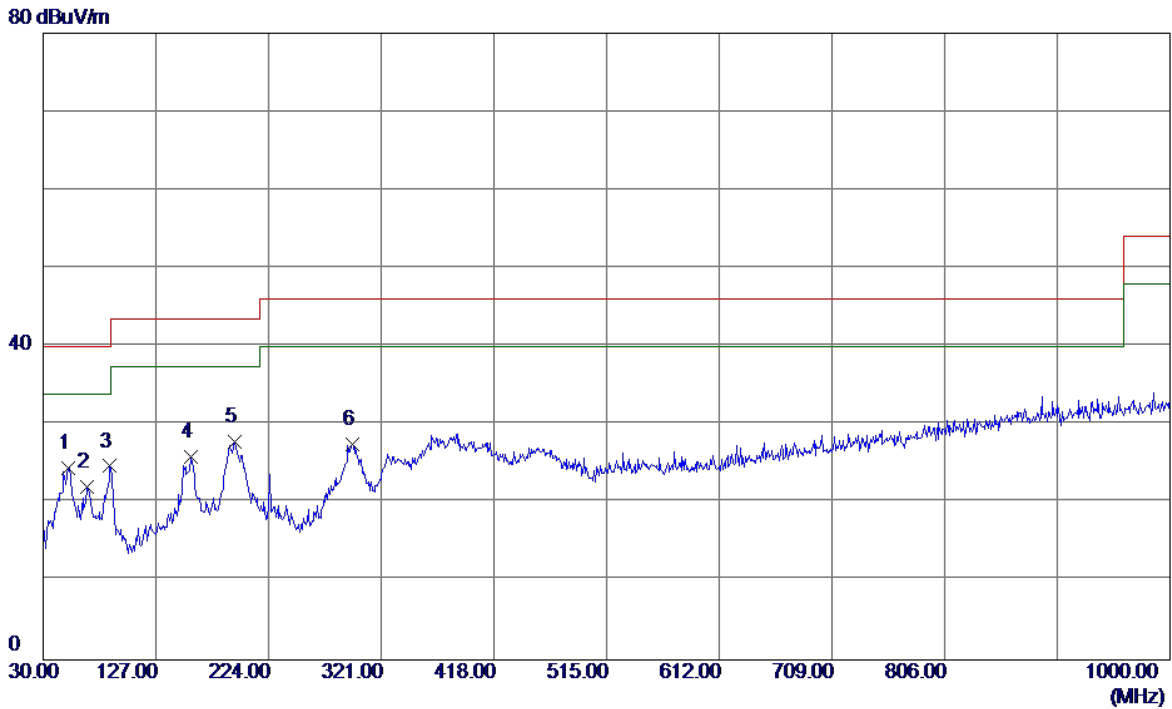
No.	Freq. MHz	Reading Level dBuV/m	Correct Factor dB	Measure ment dBuV/m	Limit dBuV/m	Margin dB	Detector
1	42.6100	32.25	-12.32	19.93	40.00	-20.07	QP
2	89.1700	40.36	-17.22	23.14	43.50	-20.36	QP
3	166.7700	32.93	-11.23	21.70	43.50	-21.80	QP
4 *	200.2350	40.09	-12.15	27.94	43.50	-15.56	QP
5	301.6000	33.63	-10.61	23.02	46.00	-22.98	QP
6	467.9550	34.07	-6.57	27.50	46.00	-18.50	QP

EUT	Smart Phone	Model Name	MHA-L29
Temperature	25°C	Relative Humidity	60%
Test Voltage	AC 120V/60Hz	Polarization	Vertical
Test Mode	Adapter+Idle+BT+2.4G WIFI+GPS+Camera on+Earphone		
Note	Adapter:Salcomp(EU)+Honglin +Battery: Desay+ Earphone: Lianchuang		
Test Engineer	Kevin Li		



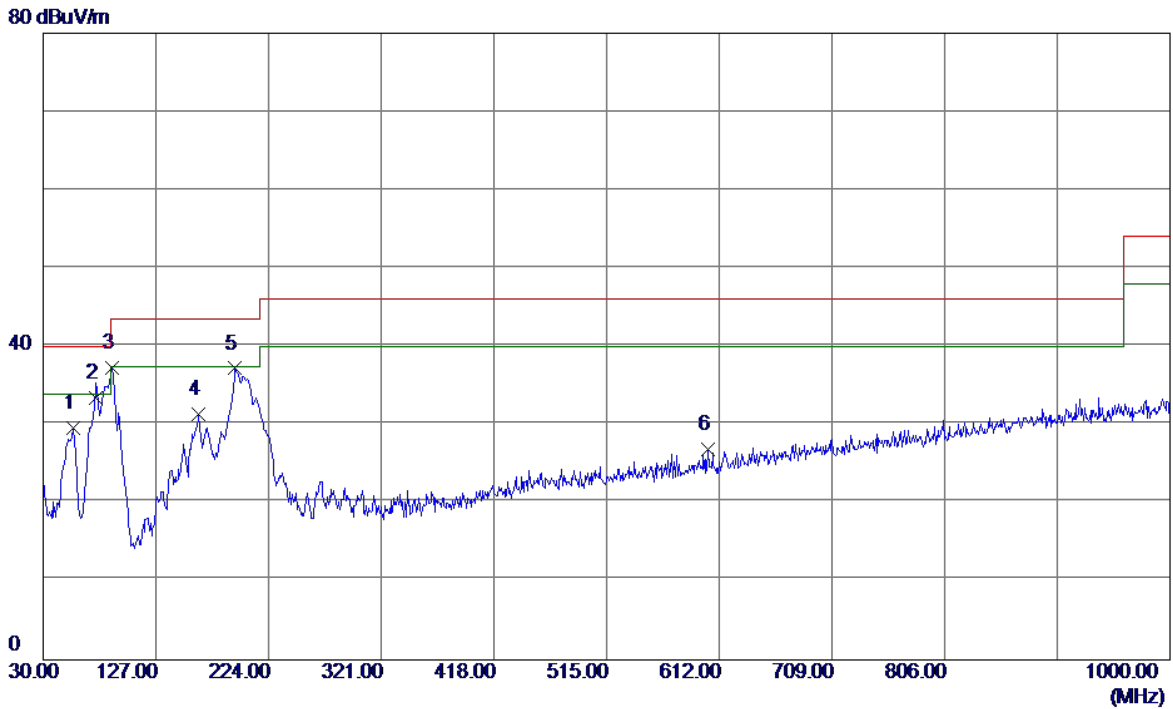
No.	Freq. MHz	Reading Level dBuV/m	Correct Factor dB	Measure ment dBuV/m	Limit dBuV/m	Margin dB	Detector
1 *	51.8250	46.12	-11.61	34.51	40.00	-5.49	QP
2	68.8000	48.19	-14.62	33.57	40.00	-6.43	QP
3	87.7149	50.81	-17.14	33.67	40.00	-6.33	QP
4	150.7650	42.68	-11.96	30.72	43.50	-12.78	QP
5	195.3850	45.24	-11.83	33.41	43.50	-10.09	QP
6	385.0200	37.89	-8.59	29.30	46.00	-16.70	QP

EUT	Smart Phone	Model Name	MHA-L29
Temperature	25°C	Relative Humidity	60%
Test Voltage	AC 120V/60Hz	Polarization	Horizontal
Test Mode	Adapter+Idle+BT+2.4G WIFI+GPS+Camera on+Earphone		
Note	Adapter:Salcomp(EU)+Honglin +Battery: Desay+ Earphone: Lianchuang		
Test Engineer	Kevin Li		



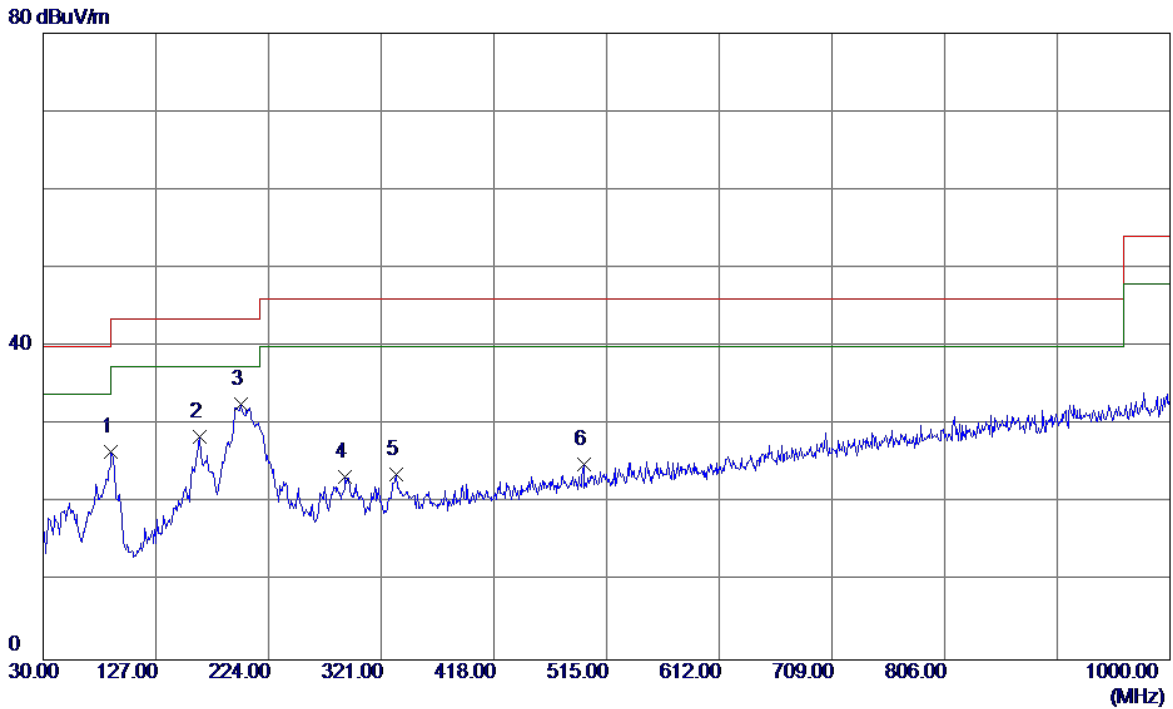
No.	Freq. MHz	Reading Level dBuV/m	Correct Factor dB	Measure ment dBuV/m	Limit dBuV/m	Margin dB	Detector
1	51.8250	36.13	-11.61	24.52	40.00	-15.48	QP
2	67.3450	36.37	-14.31	22.06	40.00	-17.94	QP
3 *	87.2300	41.84	-17.12	24.72	40.00	-15.28	QP
4	157.5549	37.52	-11.65	25.87	43.50	-17.63	QP
5	194.4149	39.65	-11.77	27.88	43.50	-15.62	QP
6	296.2650	38.53	-11.04	27.49	46.00	-18.51	QP

EUT	Smart Phone	Model Name	MHA-L29
Temperature	25°C	Relative Humidity	60%
Test Voltage	AC 120V/60Hz	Polarization	Vertical
Test Mode	Adapter+Idle+BT+2.4G WIFI+GPS+Camera on+Earphone		
Note	Adapter:HK(EU)+Honglin +Battery: Desay+ Earphone: Lianchuang		
Test Engineer	Kevin Li		



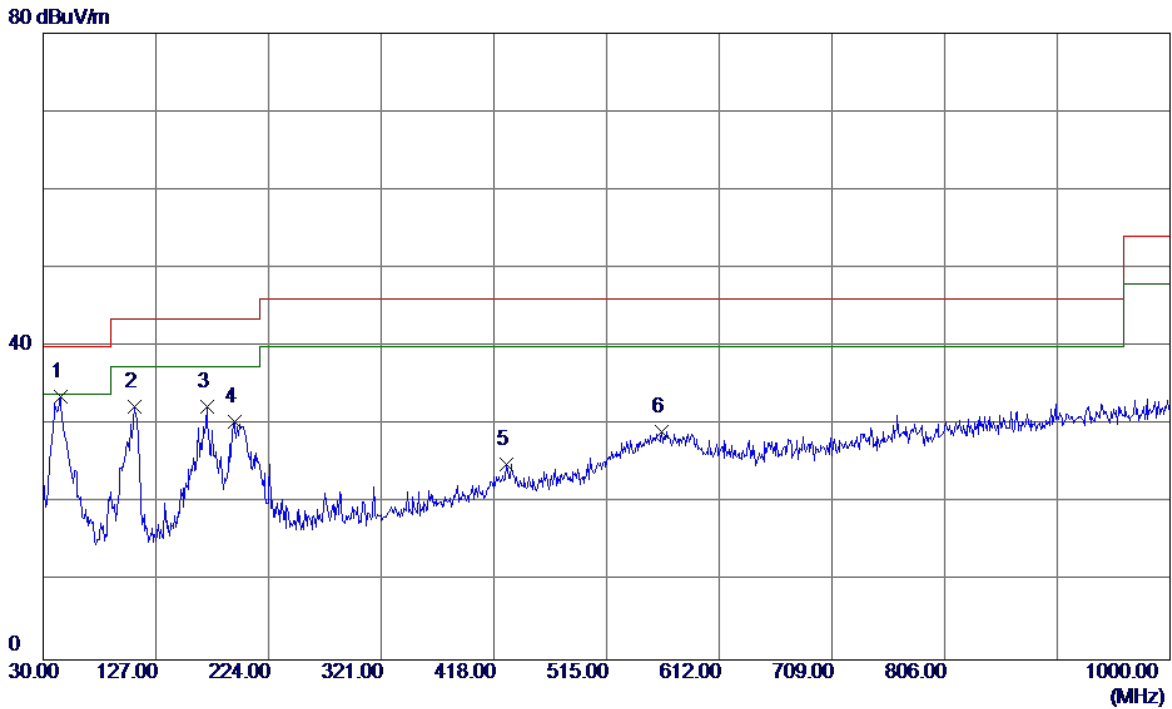
No.	Freq. MHz	Reading Level dBuV/m	Correct Factor dB	Measure ment dBuV/m	Limit dBuV/m	Margin dB	Detector
1	55.7050	41.78	-12.13	29.65	40.00	-10.35	QP
2	75.5899	49.17	-15.78	33.39	40.00	-6.61	QP
3 *	89.1700	54.52	-17.22	37.30	43.50	-6.20	QP
4	163.8600	42.70	-11.36	31.34	43.50	-12.16	QP
5	195.3850	49.03	-11.83	37.20	43.50	-6.30	QP
6	602.3000	30.49	-3.67	26.82	46.00	-19.18	QP

EUT	Smart Phone	Model Name	MHA-L29
Temperature	25°C	Relative Humidity	60%
Test Voltage	AC 120V/60Hz	Polarization	Horizontal
Test Mode	Adapter+Idle+BT+2.4G WIFI+GPS+Camera on+Earphone		
Note	Adapter:HK(EU)+Honglin +Battery: Desay+ Earphone: Lianchuang		
Test Engineer	Kevin Li		



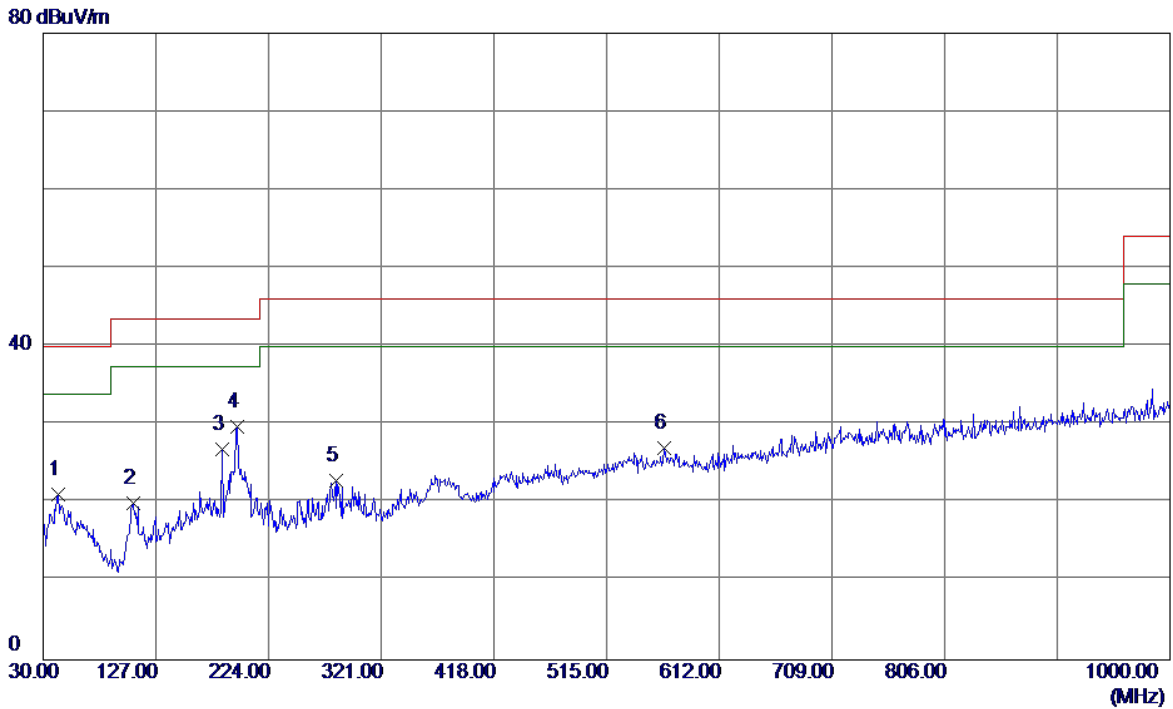
No.	Freq. MHz	Reading Level dBuV/m	Correct Factor dB	Measure ment dBuV/m	Limit dBuV/m	Margin dB	Detector
1	88.6850	43.76	-17.19	26.57	43.50	-16.93	QP
2	164.3450	39.84	-11.34	28.50	43.50	-15.00	QP
3 *	200.2350	44.73	-12.15	32.58	43.50	-10.92	QP
4	289.9600	35.08	-11.69	23.39	46.00	-22.61	QP
5	334.0950	33.47	-9.85	23.62	46.00	-22.38	QP
6	495.1150	30.91	-5.96	24.95	46.00	-21.05	QP

EUT	Smart Phone	Model Name	MHA-L29
Temperature	25°C	Relative Humidity	60%
Test Voltage	AC 120V/60Hz	Polarization	Vertical
Test Mode	Adapter+Idle+BT+5G WIFI+GPS+Camera on+Earphone		
Note	Adapter:Salcomp(US)+Honglin +Battery: Desay+ Earphone: Lianchuang		
Test Engineer	Kevin Li		



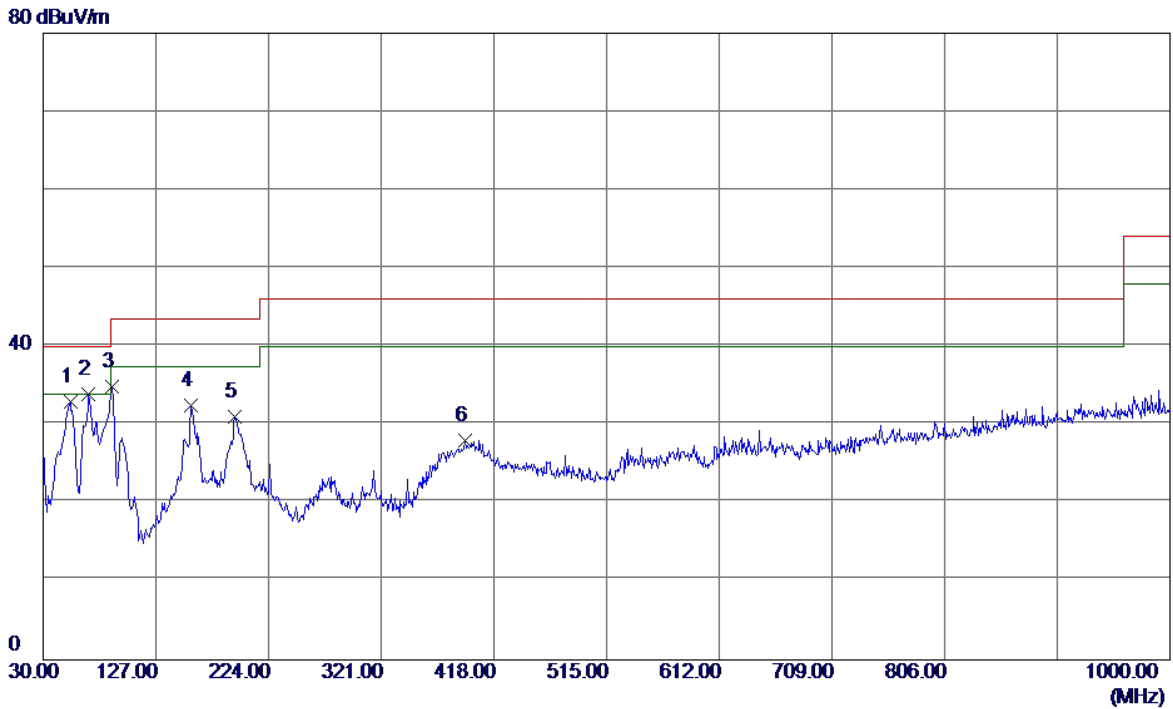
No.	Freq. MHz	Reading Level dBuV/m	Correct Factor dB	Measure ment dBuV/m	Limit dBuV/m	Margin dB	Detector
1 *	45.0350	45.49	-11.85	33.64	40.00	-6.36	QP
2	108.5700	47.63	-15.38	32.25	43.50	-11.25	QP
3	171.1350	43.39	-11.13	32.26	43.50	-11.24	QP
4	194.4149	42.20	-11.77	30.43	43.50	-13.07	QP
5	429.1550	32.46	-7.49	24.97	46.00	-21.03	QP
6	562.5300	33.50	-4.34	29.16	46.00	-16.84	QP

EUT	Smart Phone	Model Name	MHA-L29
Temperature	25°C	Relative Humidity	60%
Test Voltage	AC 120V/60Hz	Polarization	Horizontal
Test Mode	Adapter+Idle+BT+5G WIFI+GPS+Camera on+Earphone		
Note	Adapter:Salcomp(US)+Honglin +Battery: Desay+ Earphone: Lianchuang		
Test Engineer	Kevin Li		



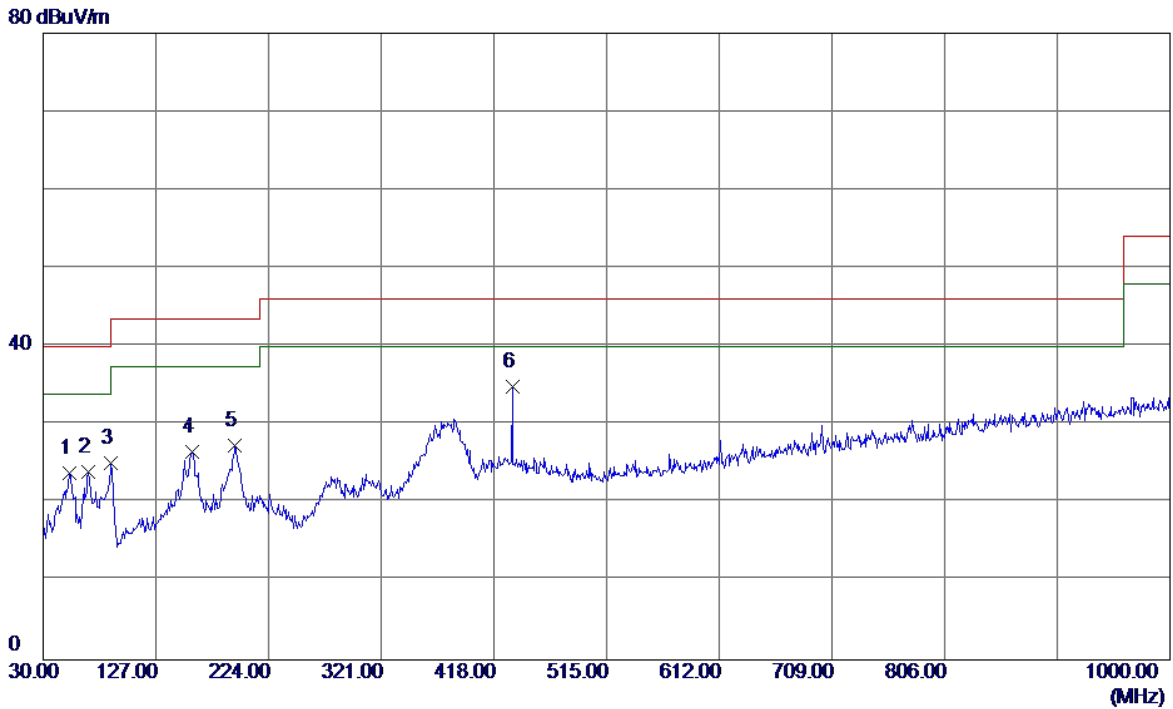
No.	Freq. MHz	Reading Level dBuV/m	Correct Factor dB	Measure ment dBuV/m	Limit dBuV/m	Margin dB	Detector
1	42.6100	33.37	-12.32	21.05	40.00	-18.95	QP
2	107.1150	35.62	-15.64	19.98	43.50	-23.52	QP
3	184.2300	38.26	-11.45	26.81	43.50	-16.69	QP
4 *	196.8400	41.63	-11.93	29.70	43.50	-13.80	QP
5	281.7150	35.05	-12.13	22.92	46.00	-23.08	QP
6	564.9550	31.37	-4.30	27.07	46.00	-18.93	QP

EUT	Smart Phone	Model Name	MHA-L29
Temperature	25°C	Relative Humidity	60%
Test Voltage	AC 120V/60Hz	Polarization	Vertical
Test Mode	Adapter+Idle+Playing+Speaker		
Note	Adapter:Salcomp(US)+Honglin +Battery: Desay		
Test Engineer	Kevin Li		



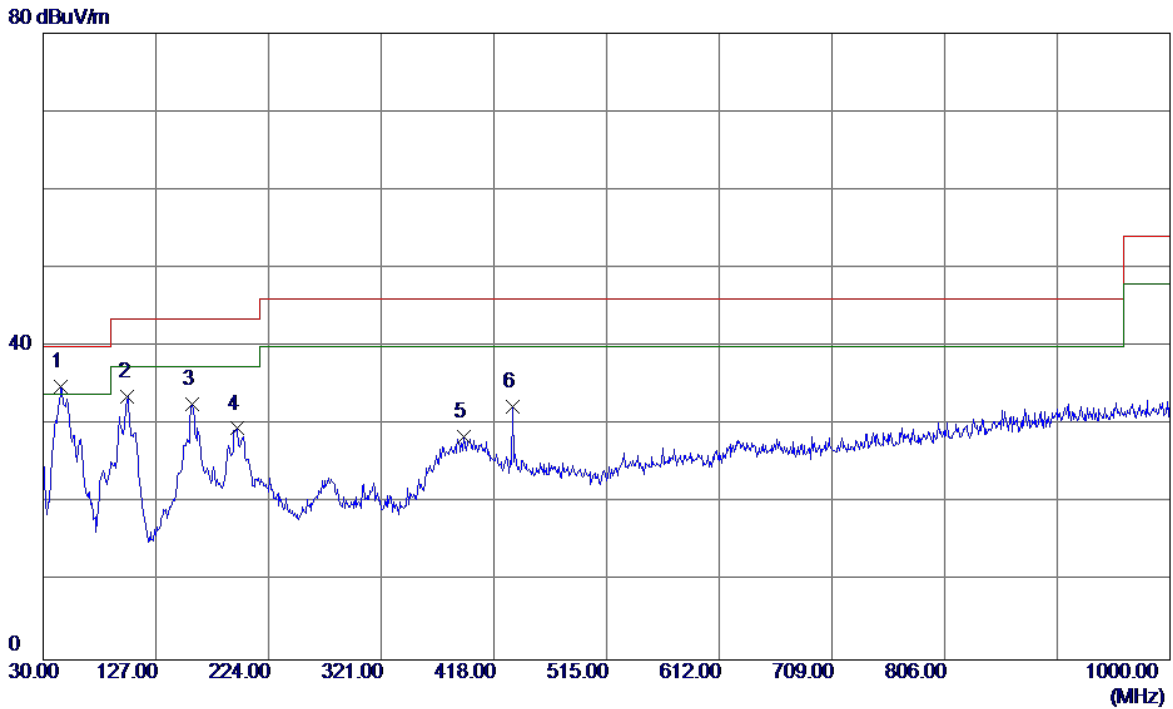
No.	Freq. MHz	Reading Level dBuV/m	Correct Factor dB	Measure ment dBuV/m	Limit dBuV/m	Margin dB	Detector
1	53.2800	44.75	-11.84	32.91	40.00	-7.09	QP
2 *	69.2850	48.72	-14.73	33.99	40.00	-6.01	QP
3	89.1700	52.05	-17.22	34.83	43.50	-8.67	QP
4	157.0700	44.17	-11.67	32.50	43.50	-11.00	QP
5	195.3850	42.83	-11.83	31.00	43.50	-12.50	QP
6	393.2650	36.40	-8.38	28.02	46.00	-17.98	QP

EUT	Smart Phone	Model Name	MHA-L29
Temperature	25°C	Relative Humidity	60%
Test Voltage	AC 120V/60Hz	Polarization	Horizontal
Test Mode	Adapter+Idle+Playing+Speaker		
Note	Adapter:Salcomp(US)+Honglin +Battery: Desay		
Test Engineer	Kevin Li		



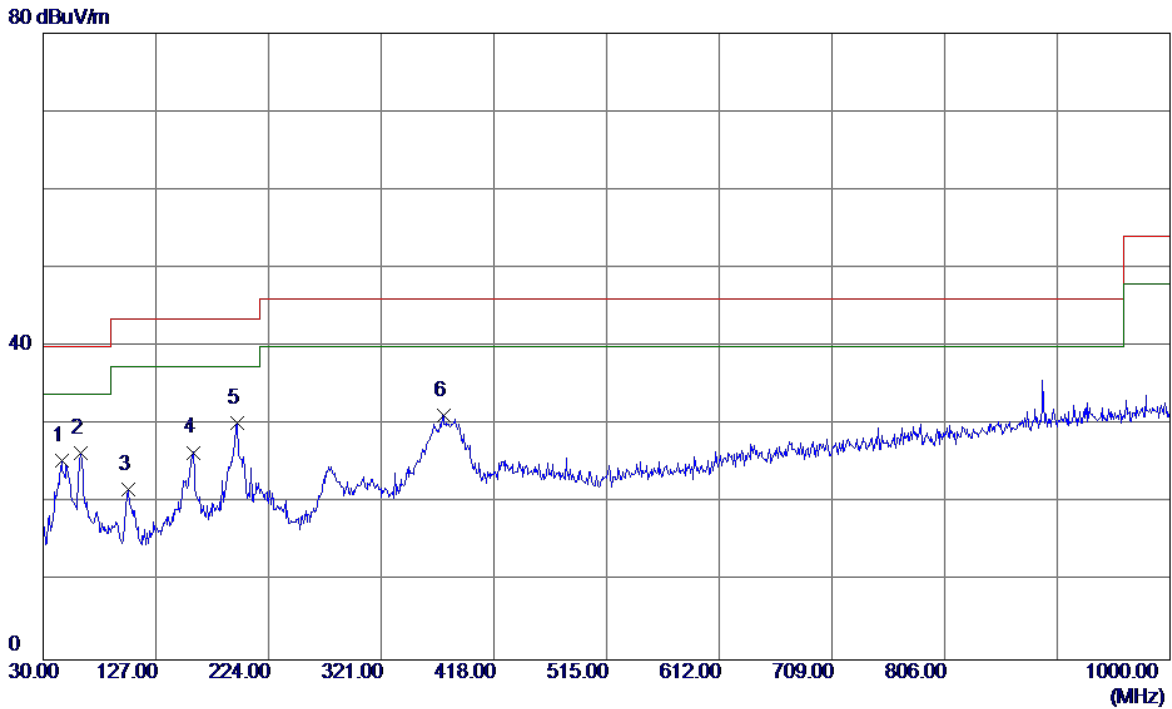
No.	Freq. MHz	Reading Level dBuV/m	Correct Factor dB	Measure ment dBuV/m	Limit dBuV/m	Margin dB	Detector
1	52.7950	35.52	-11.74	23.78	40.00	-16.22	QP
2	68.8000	38.58	-14.62	23.96	40.00	-16.04	QP
3	88.2000	42.34	-17.17	25.17	43.50	-18.33	QP
4	158.0399	38.13	-11.63	26.50	43.50	-17.00	QP
5	195.3850	39.26	-11.83	27.43	43.50	-16.07	QP
6 *	434.0050	42.31	-7.37	34.94	46.00	-11.06	QP

EUT	Smart Phone	Model Name	MHA-L29
Temperature	25°C	Relative Humidity	60%
Test Voltage	AC 120V/60Hz	Polarization	Vertical
Test Mode	Adapter+Traffic (GSM)+ Earphone		
Note	Adapter:Salcomp(US)+Honglin +Battery: Desay+ Earphone: Lianchuang		
Test Engineer	Kevin Li		



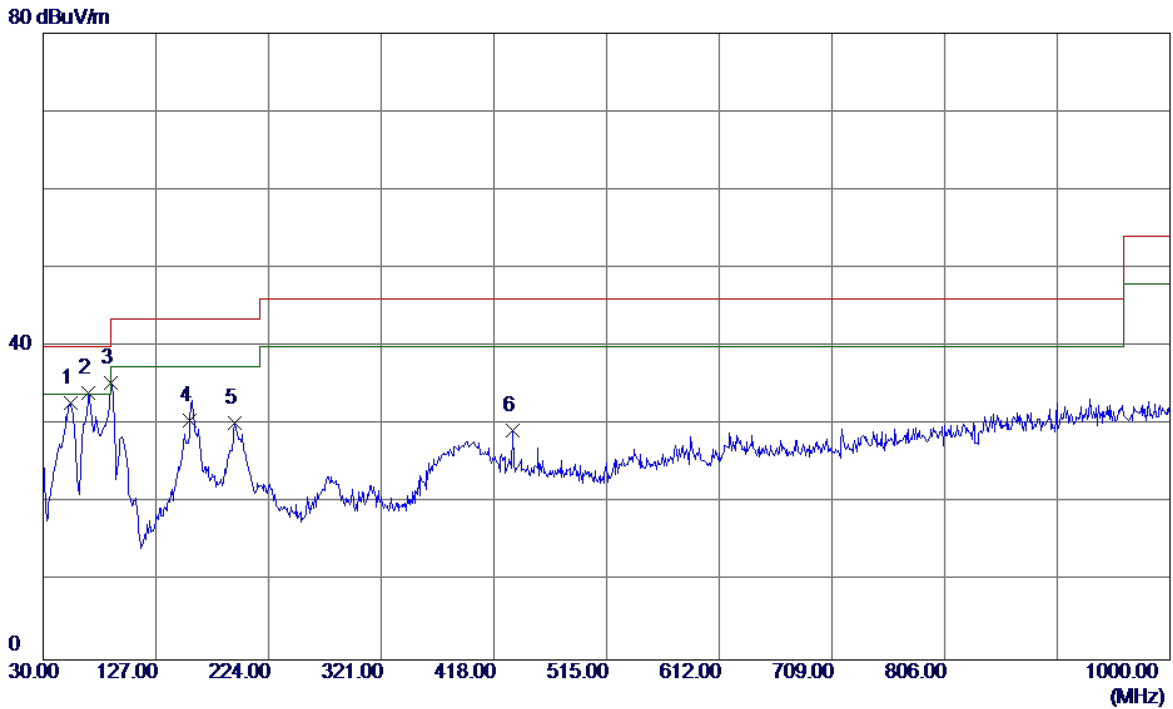
No.	Freq. MHz	Reading Level dBuV/m	Correct Factor dB	Measure ment dBuV/m	Limit dBuV/m	Margin dB	Detector
1 *	45.5200	46.63	-11.80	34.83	40.00	-5.17	QP
2	102.7500	49.97	-16.41	33.56	43.50	-9.94	QP
3	158.5250	44.23	-11.60	32.63	43.50	-10.87	QP
4	196.8400	41.45	-11.93	29.52	43.50	-13.98	QP
5	392.2950	36.91	-8.41	28.50	46.00	-17.50	QP
6	434.0050	39.75	-7.37	32.38	46.00	-13.62	QP

EUT	Smart Phone	Model Name	MHA-L29
Temperature	25°C	Relative Humidity	60%
Test Voltage	AC 120V/60Hz	Polarization	Horizontal
Test Mode	Adapter+Traffic (GSM)+ Earphone		
Note	Adapter:Salcomp(US)+Honglin +Battery: Desay+ Earphone: Lianchuang		
Test Engineer	Kevin Li		



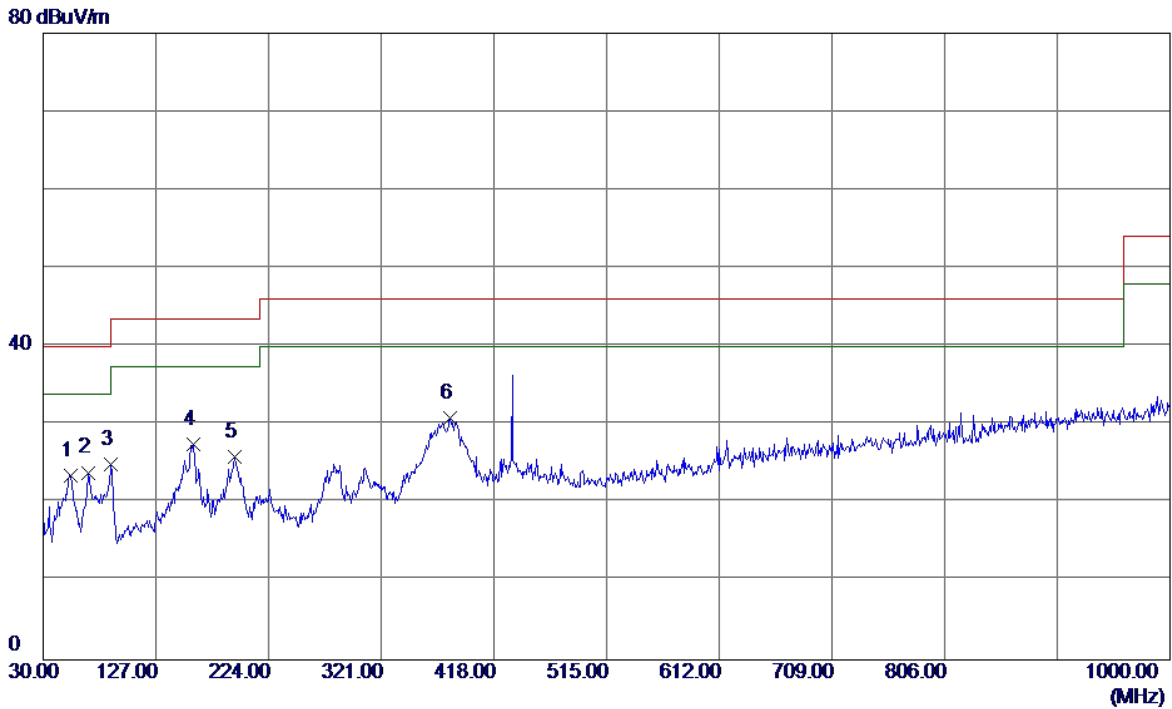
No.	Freq. MHz	Reading Level dBuV/m	Correct Factor dB	Measure ment dBuV/m	Limit dBuV/m	Margin dB	Detector
1	46.0050	37.20	-11.74	25.46	40.00	-14.54	QP
2	62.0100	39.79	-13.41	26.38	40.00	-13.62	QP
3	103.7200	37.99	-16.24	21.75	43.50	-21.75	QP
4	159.0100	38.06	-11.58	26.48	43.50	-17.02	QP
5 *	196.8400	42.24	-11.93	30.31	43.50	-13.19	QP
6	374.8350	40.10	-8.85	31.25	46.00	-14.75	QP

EUT	Smart Phone	Model Name	MHA-L29
Temperature	25°C	Relative Humidity	60%
Test Voltage	AC 120V/60Hz	Polarization	Vertical
Test Mode	Adapter+Traffic (WCDMA)		
Note	Adapter:Salcomp(US)+Honglin +Battery: Desay		
Test Engineer	Kevin Li		



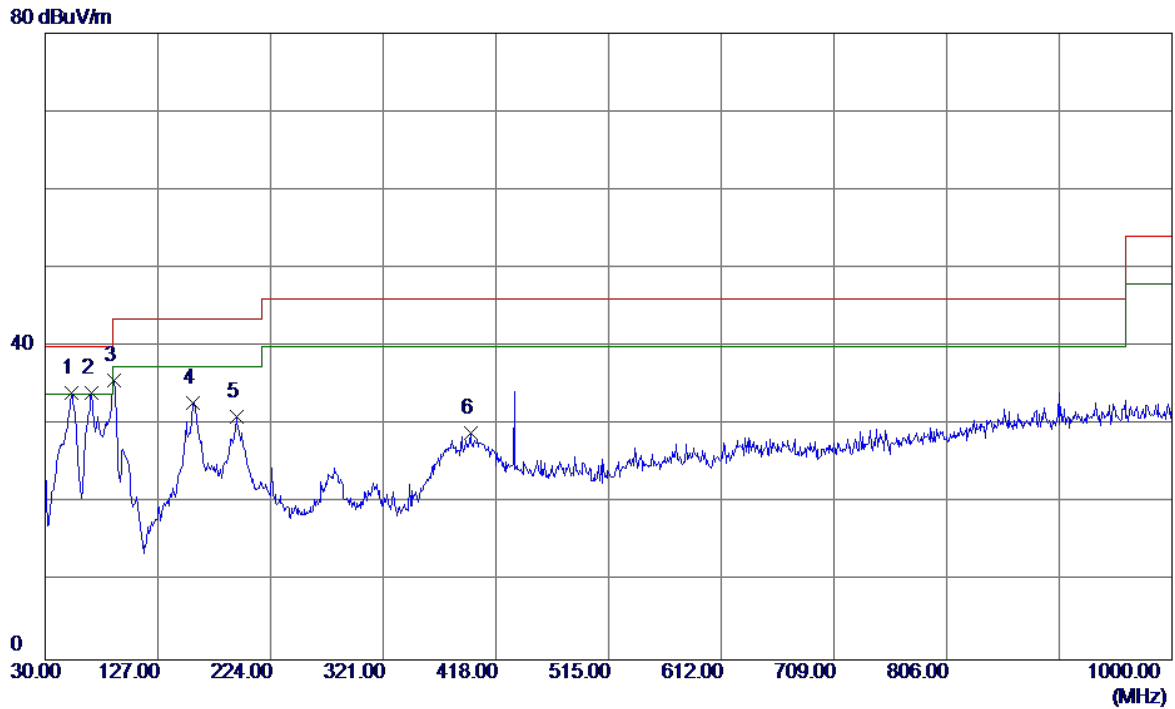
No.	Freq. MHz	Reading Level dBuV/m	Correct Factor dB	Measure ment dBuV/m	Limit dBuV/m	Margin dB	Detector
1	53.7650	44.79	-11.93	32.86	40.00	-7.14	QP
2 *	69.2850	48.86	-14.73	34.13	40.00	-5.87	QP
3	88.6850	52.55	-17.19	35.36	43.50	-8.14	QP
4	156.5850	42.30	-11.69	30.61	43.50	-12.89	QP
5	195.3850	42.12	-11.83	30.29	43.50	-13.21	QP
6	434.0050	36.60	-7.37	29.23	46.00	-16.77	QP

EUT	Smart Phone	Model Name	MHA-L29
Temperature	25°C	Relative Humidity	60%
Test Voltage	AC 120V/60Hz	Polarization	Horizontal
Test Mode	Adapter+Traffic (WCDMA)		
Note	Adapter:Salcomp(US)+Honglin +Battery: Desay		
Test Engineer	Kevin Li		



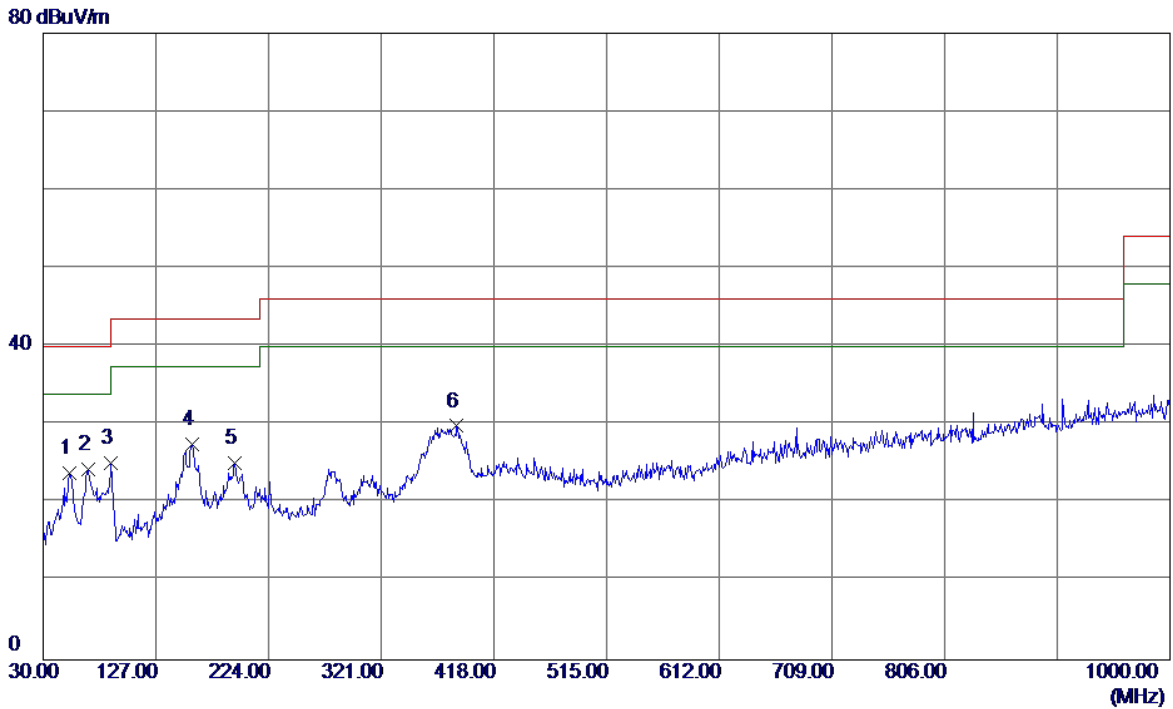
No.	Freq. MHz	Reading Level dBuV/m	Correct Factor dB	Measure ment dBuV/m	Limit dBuV/m	Margin dB	Detector
1	53.7650	35.48	-11.93	23.55	40.00	-16.45	QP
2	68.3150	38.44	-14.52	23.92	40.00	-16.08	QP
3	88.6850	42.17	-17.19	24.98	43.50	-18.52	QP
4	159.0100	39.03	-11.58	27.45	43.50	-16.05	QP
5	194.4149	37.64	-11.77	25.87	43.50	-17.63	QP
6 *	380.1700	39.61	-8.71	30.90	46.00	-15.10	QP

EUT	Smart Phone	Model Name	MHA-L29
Temperature	25°C	Relative Humidity	60%
Test Voltage	AC 120V/60Hz	Polarization	Vertical
Test Mode	Adapter+Traffic (LTE)		
Note	Adapter:Salcomp(US)+Honglin +Battery: Desay		
Test Engineer	Kevin Li		



No.	Freq. MHz	Reading Level dBuV/m	Correct Factor dB	Measure ment dBuV/m	Limit dBuV/m	Margin dB	Detector
1	52.7950	45.75	-11.74	34.01	40.00	-5.99	QP
2 *	69.7699	48.98	-14.83	34.15	40.00	-5.85	QP
3	89.1700	52.86	-17.22	35.64	43.50	-7.86	QP
4	157.0700	44.46	-11.67	32.79	43.50	-10.71	QP
5	194.4149	42.85	-11.77	31.08	43.50	-12.42	QP
6	396.1750	37.23	-8.31	28.92	46.00	-17.08	QP

EUT	Smart Phone	Model Name	MHA-L29
Temperature	25°C	Relative Humidity	60%
Test Voltage	AC 120V/60Hz	Polarization	Horizontal
Test Mode	Adapter+Traffic (LTE)		
Note	Adapter:Salcomp(US)+Honglin +Battery: Desay		
Test Engineer	Kevin Li		



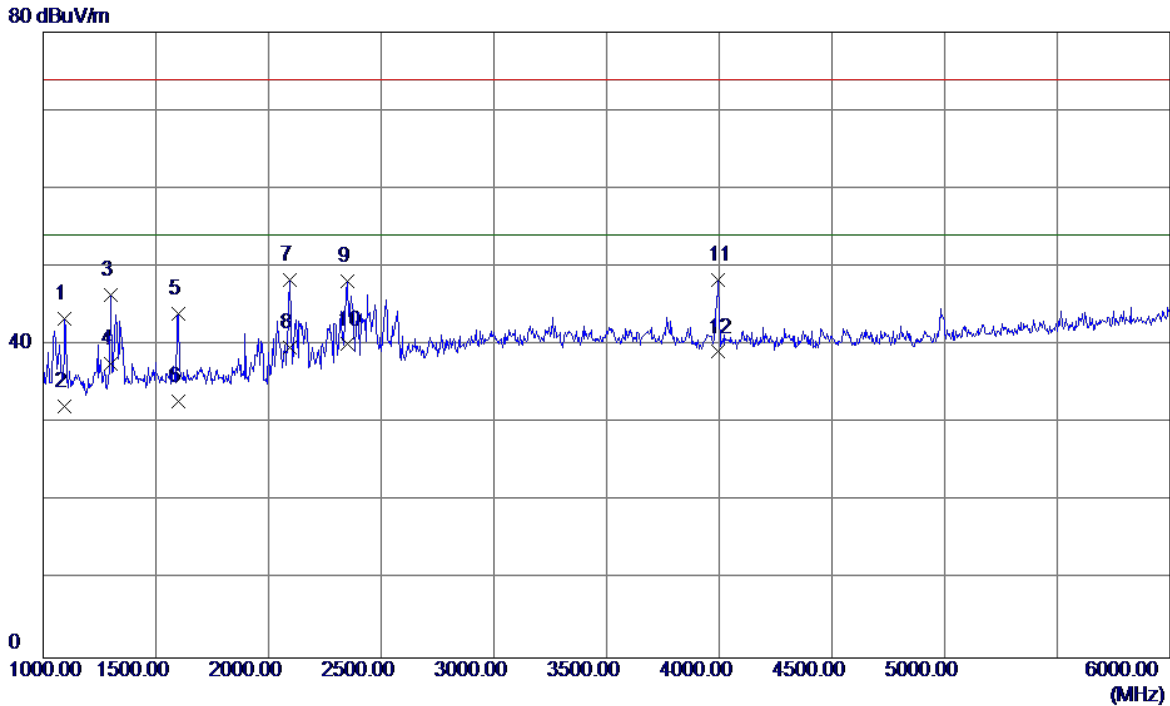
No.	Freq. MHz	Reading Level dBuV/m	Correct Factor dB	Measure ment dBuV/m	Limit dBuV/m	Margin dB	Detector
1	52.7950	35.64	-11.74	23.90	40.00	-16.10	QP
2 *	68.3150	38.77	-14.52	24.25	40.00	-15.75	QP
3	88.2000	42.34	-17.17	25.17	43.50	-18.33	QP
4	158.0399	39.18	-11.63	27.55	43.50	-15.95	QP
5	195.3850	36.89	-11.83	25.06	43.50	-18.44	QP
6	385.9900	38.41	-8.57	29.84	46.00	-16.16	QP

4.2.7 TEST RESULTS-ABOVE 1GHZ

Remark :

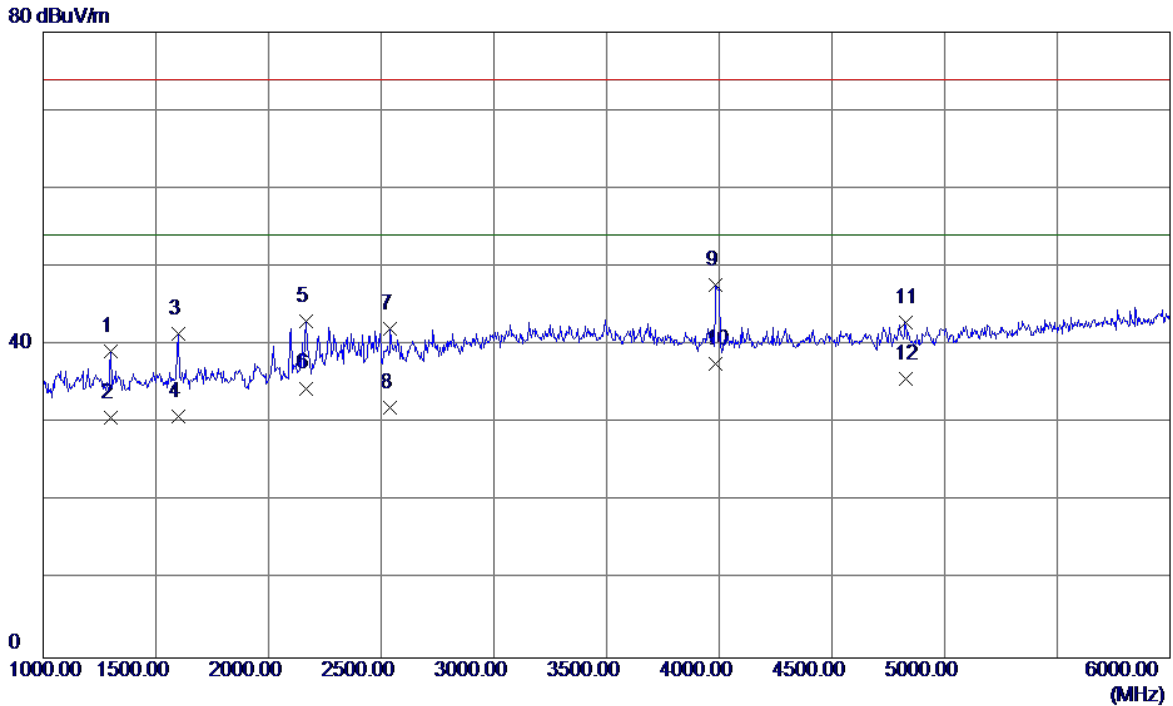
- (1) All readings are Peak unless otherwise stated QP in column of 『Note 』. Peak denotes that the Peak reading compliance with the QP Limits and then QP Mode measurement didn't perform.
- (2) Radiated emissions measured in frequency range above 1000MHz were made with an instrument using Peak detector mode and AV detector mode of the emission.
- (3) Data of measurement within this frequency range shown “ * ” in the table above means the reading of emissions are attenuated more than 20dB below the permissible limits or the field strength is too small to be measured.
- (4) A preamp and high pass filter were used for this test in order to provide sufficient measurement sensitivity.

EUT	Smart Phone	Model Name	MHA-L29
Temperature	25°C	Relative Humidity	60%
Test Voltage	AC 120V/60Hz	Polarization	Vertical
Test Mode	USB copy(EUT with PC)+Idle+ Earphone		
Note	USB Cable: Honglin +Battery: Desay+ Earphone: Lianchuang		
Test Engineer	Kevin Li		



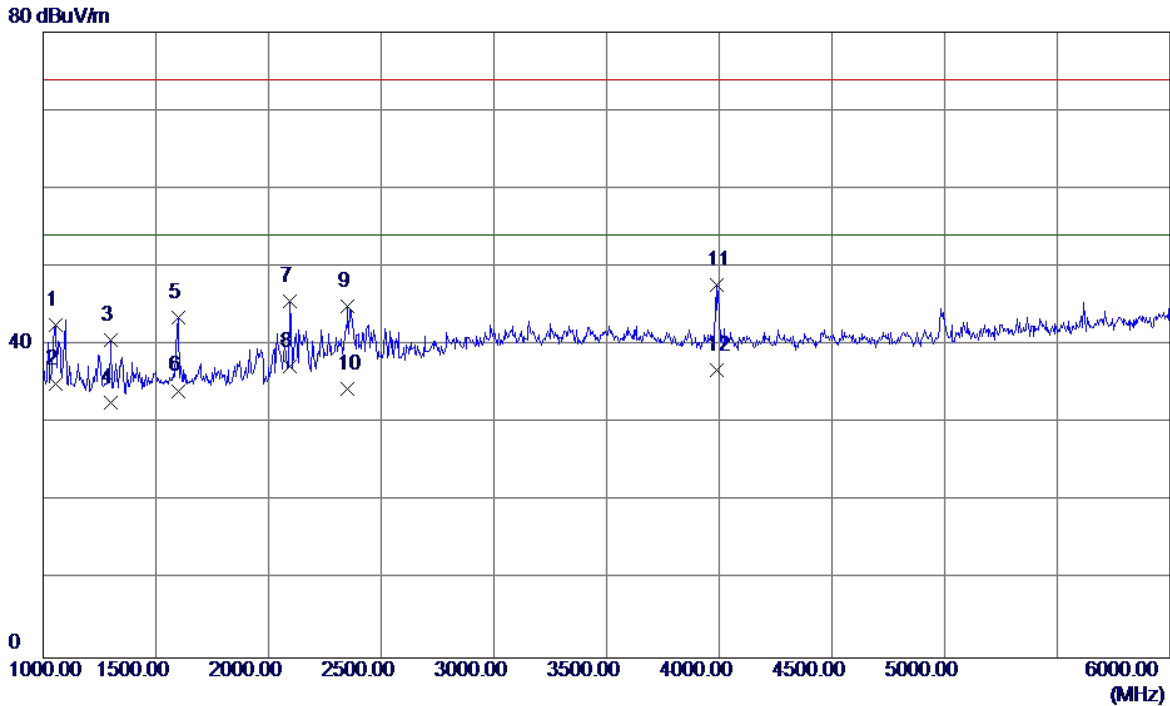
No.	Freq. MHz	Reading Level dBuV/m	Correct Factor dB	Measure ment dBuV/m	Limit dBuV/m	Margin dB	Detector
1	1095.0000	48.38	-5.08	43.30	74.00	-30.70	Peak
2	1095.0000	37.23	-5.08	32.15	54.00	-21.85	AVG
3	1300.0000	50.64	-4.23	46.41	74.00	-27.59	Peak
4	1300.0000	41.85	-4.23	37.62	54.00	-16.38	AVG
5	1600.0000	46.95	-3.02	43.93	74.00	-30.07	Peak
6	1600.0000	35.84	-3.02	32.82	54.00	-21.18	AVG
7	2095.0000	49.29	-1.01	48.28	74.00	-25.72	Peak
8	2095.0000	40.67	-1.01	39.66	54.00	-14.34	AVG
9	2347.5000	47.76	0.34	48.10	74.00	-25.90	Peak
10 *	2347.5000	39.74	0.34	40.08	54.00	-13.92	AVG
11	3995.0000	42.69	5.61	48.30	74.00	-25.70	Peak
12	3995.0000	33.51	5.61	39.12	54.00	-14.88	AVG

EUT	Smart Phone	Model Name	MHA-L29
Temperature	25°C	Relative Humidity	60%
Test Voltage	AC 120V/60Hz	Polarization	Horizontal
Test Mode	USB copy(EUT with PC)+Idle+ Earphone		
Note	USB Cable: Honglin +Battery: Desay+ Earphone: Lianchuang		
Test Engineer	Kevin Li		



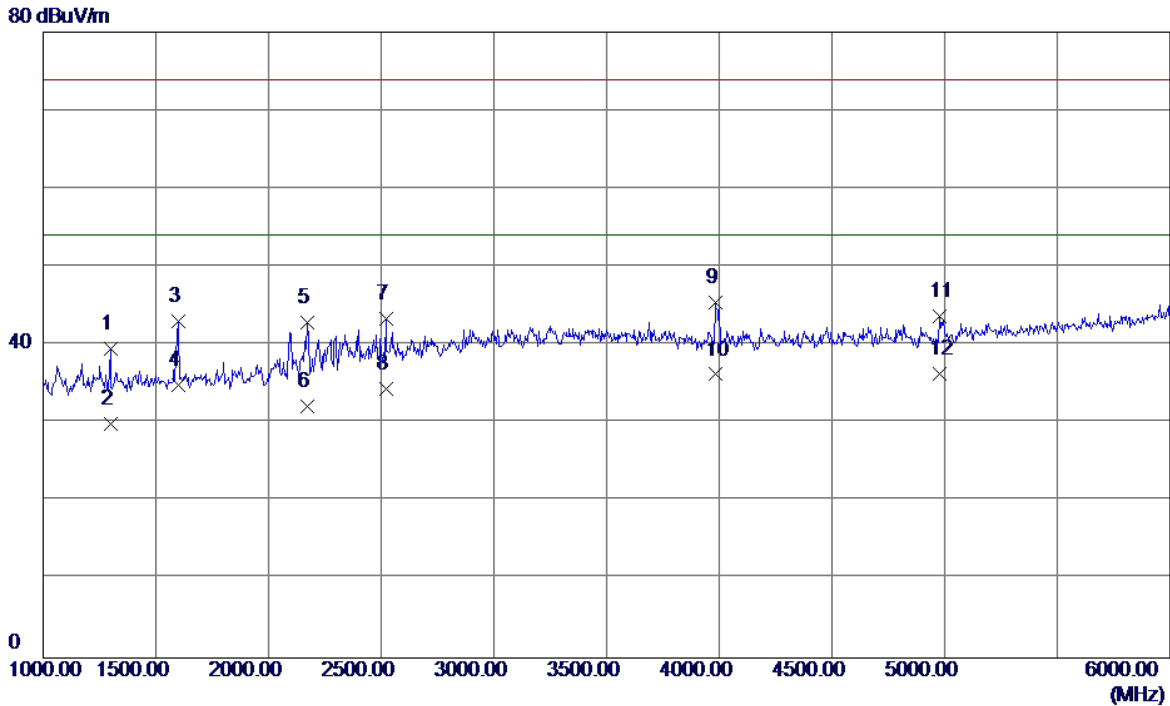
No.	Freq. MHz	Reading Level dBuV/m	Correct Factor dB	Measure ment dBuV/m	Limit dBuV/m	Margin dB	Detector
1	1300.0000	43.37	-4.23	39.14	74.00	-34.86	Peak
2	1300.0000	34.90	-4.23	30.67	54.00	-23.33	AVG
3	1597.5000	44.48	-3.03	41.45	74.00	-32.55	Peak
4	1597.5000	33.84	-3.03	30.81	54.00	-23.19	AVG
5	2165.0000	43.61	-0.64	42.97	74.00	-31.03	Peak
6	2165.0000	35.12	-0.64	34.48	54.00	-19.52	AVG
7	2540.0000	40.72	1.39	42.11	74.00	-31.89	Peak
8	2540.0000	30.56	1.39	31.95	54.00	-22.05	AVG
9	3985.0000	42.06	5.60	47.66	74.00	-26.34	Peak
10 *	3985.0000	31.95	5.60	37.55	54.00	-16.45	AVG
11	4825.0000	35.80	7.07	42.87	74.00	-31.13	Peak
12	4825.0000	28.66	7.07	35.73	54.00	-18.27	AVG

EUT	Smart Phone	Model Name	MHA-L29
Temperature	25°C	Relative Humidity	60%
Test Voltage	AC 120V/60Hz	Polarization	Vertical
Test Mode	USB copy(EUT with PC)+Idle+ Earphone		
Note	USB Cable: CONNREX +Battery: Sunwoda+ Earphone: QUANCHENG		
Test Engineer	Kevin Li		



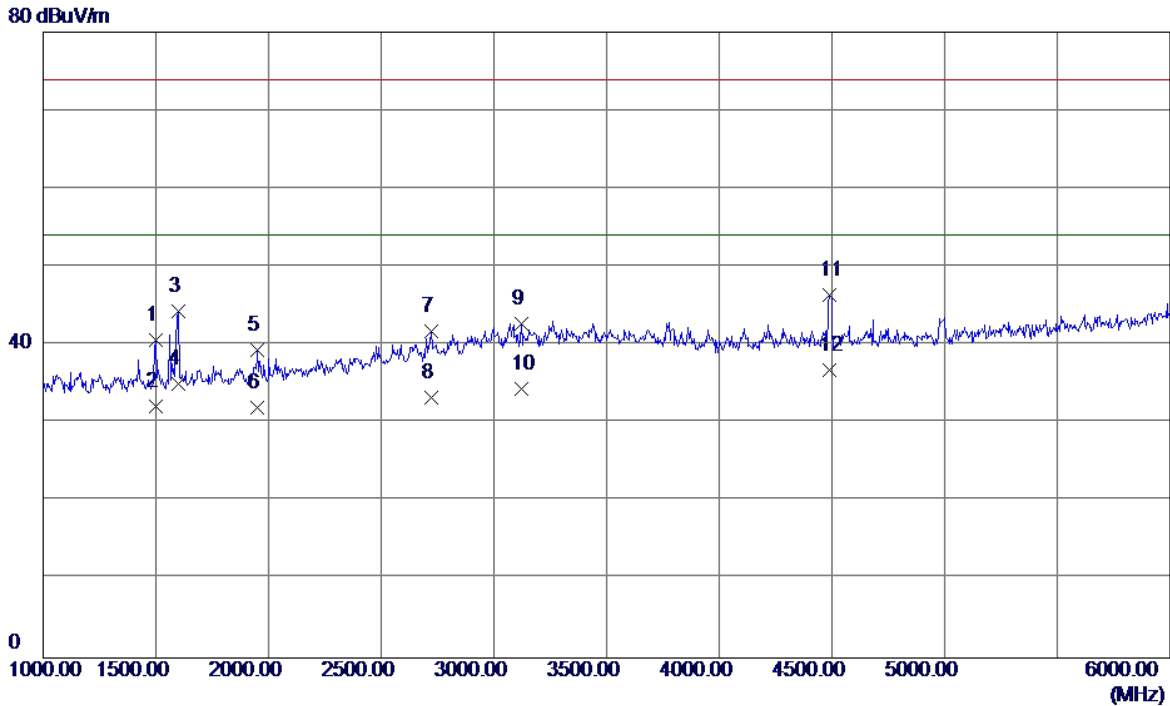
No.	Freq. MHz	Reading Level dBuV/m	Correct Factor dB	Measure ment dBuV/m	Limit dBuV/m	Margin dB	Detector
1	1055.0000	47.78	-5.25	42.53	74.00	-31.47	Peak
2	1055.0000	40.26	-5.25	35.01	54.00	-18.99	AVG
3	1300.0000	44.86	-4.23	40.63	74.00	-33.37	Peak
4	1300.0000	36.92	-4.23	32.69	54.00	-21.31	AVG
5	1597.5000	46.57	-3.03	43.54	74.00	-30.46	Peak
6	1597.5000	37.19	-3.03	34.16	54.00	-19.84	AVG
7	2095.0000	46.64	-1.01	45.63	74.00	-28.37	Peak
8 *	2095.0000	38.29	-1.01	37.28	54.00	-16.72	AVG
9	2352.5000	44.57	0.37	44.94	74.00	-29.06	Peak
10	2352.5000	33.97	0.37	34.34	54.00	-19.66	AVG
11	3990.0000	42.07	5.61	47.68	74.00	-26.32	Peak
12	3990.0000	31.19	5.61	36.80	54.00	-17.20	AVG

EUT	Smart Phone	Model Name	MHA-L29
Temperature	25°C	Relative Humidity	60%
Test Voltage	AC 120V/60Hz	Polarization	Horizontal
Test Mode	USB copy(EUT with PC)+Idle+ Earphone		
Note	USB Cable: CONNREX +Battery: Sunwoda+ Earphone: QUANCHENG		
Test Engineer	Kevin Li		



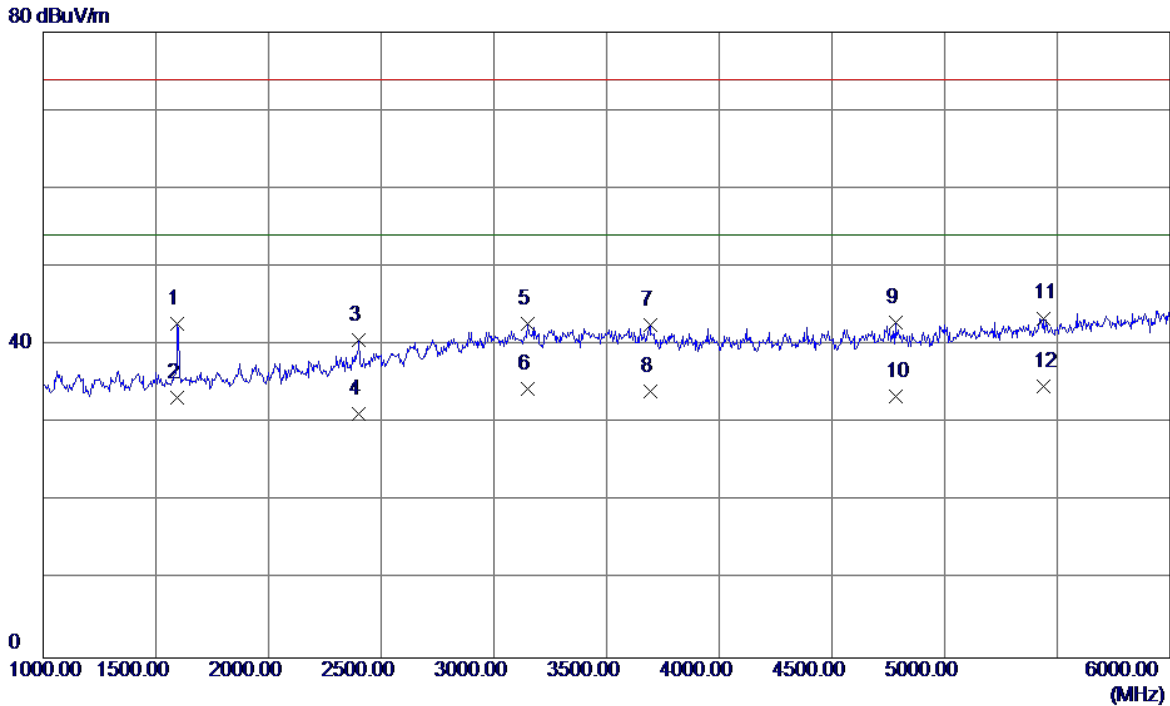
No.	Freq. MHz	Reading Level dBuV/m	Correct Factor dB	Measure ment dBuV/m	Limit dBuV/m	Margin dB	Detector
1	1297.5000	43.70	-4.24	39.46	74.00	-34.54	Peak
2	1297.5000	34.13	-4.24	29.89	54.00	-24.11	AVG
3	1597.5000	46.13	-3.03	43.10	74.00	-30.90	Peak
4	1597.5000	37.95	-3.03	34.92	54.00	-19.08	AVG
5	2170.0000	43.45	-0.61	42.84	74.00	-31.16	Peak
6	2170.0000	32.84	-0.61	32.23	54.00	-21.77	AVG
7	2520.0000	42.03	1.27	43.30	74.00	-30.70	Peak
8	2520.0000	33.18	1.27	34.45	54.00	-19.55	AVG
9	3982.5000	39.84	5.60	45.44	74.00	-28.56	Peak
10	3982.5000	30.64	5.60	36.24	54.00	-17.76	AVG
11	4977.5000	36.31	7.35	43.66	74.00	-30.34	Peak
12 *	4977.5000	28.99	7.35	36.34	54.00	-17.66	AVG

EUT	Smart Phone	Model Name	MHA-L29
Temperature	25°C	Relative Humidity	60%
Test Voltage	AC 120V/60Hz	Polarization	Vertical
Test Mode	USB copy(EUT with PC)+Idle+ Earphone		
Note	USB Cable: LUXSHAREICT +Battery: SCUD+ Earphone: Lianchuang		
Test Engineer	Kevin Li		



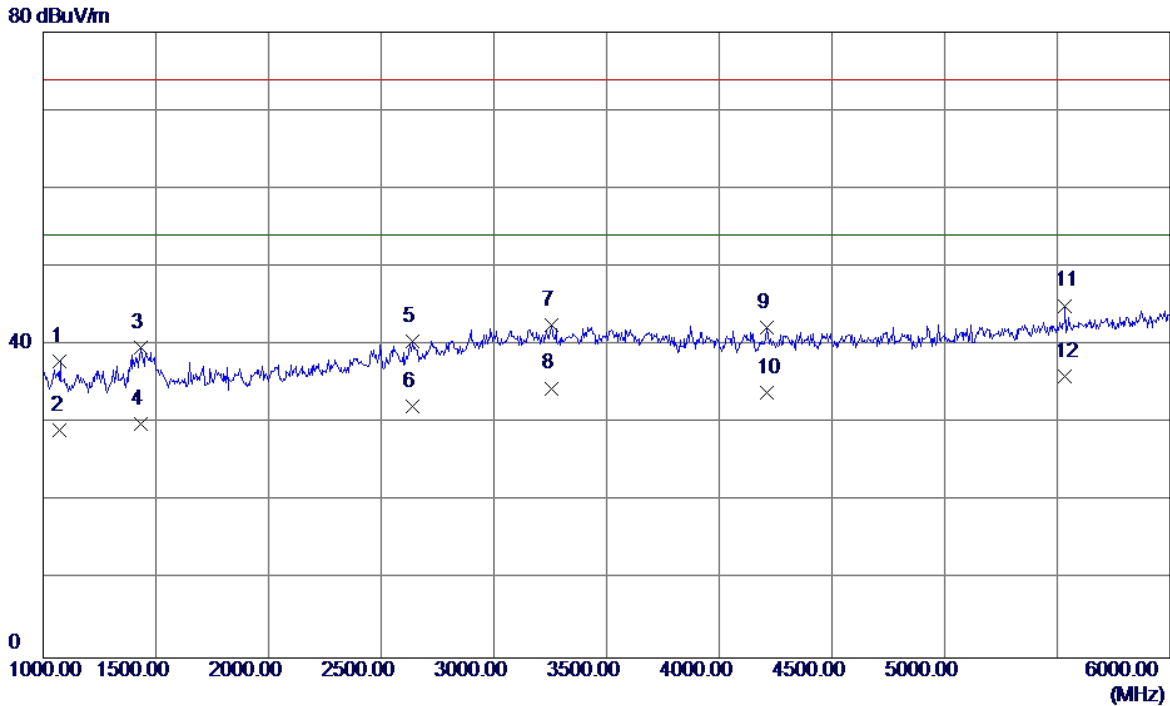
No.	Freq. MHz	Reading Level dBuV/m	Correct Factor dB	Measure ment dBuV/m	Limit dBuV/m	Margin dB	Detector
1	1500.0000	43.97	-3.40	40.57	74.00	-33.43	Peak
2	1500.0000	35.62	-3.40	32.22	54.00	-21.78	AVG
3	1600.0000	47.29	-3.02	44.27	74.00	-29.73	Peak
4	1600.0000	38.10	-3.02	35.08	54.00	-18.92	AVG
5	1950.0000	41.14	-1.71	39.43	74.00	-34.57	Peak
6	1950.0000	33.64	-1.71	31.93	54.00	-22.07	AVG
7	2722.5000	39.31	2.48	41.79	74.00	-32.21	Peak
8	2722.5000	30.76	2.48	33.24	54.00	-20.76	AVG
9	3122.5000	38.31	4.46	42.77	74.00	-31.23	Peak
10	3122.5000	29.94	4.46	34.40	54.00	-19.60	AVG
11	4490.0000	39.98	6.47	46.45	74.00	-27.55	Peak
12 *	4490.0000	30.32	6.47	36.79	54.00	-17.21	AVG

EUT	Smart Phone	Model Name	MHA-L29
Temperature	25°C	Relative Humidity	60%
Test Voltage	AC 120V/60Hz	Polarization	Horizontal
Test Mode	USB copy(EUT with PC)+Idle+ Earphone		
Note	USB Cable: LUXSHAREICT +Battery: SCUD+ Earphone: Lianchuang		
Test Engineer	Kevin Li		



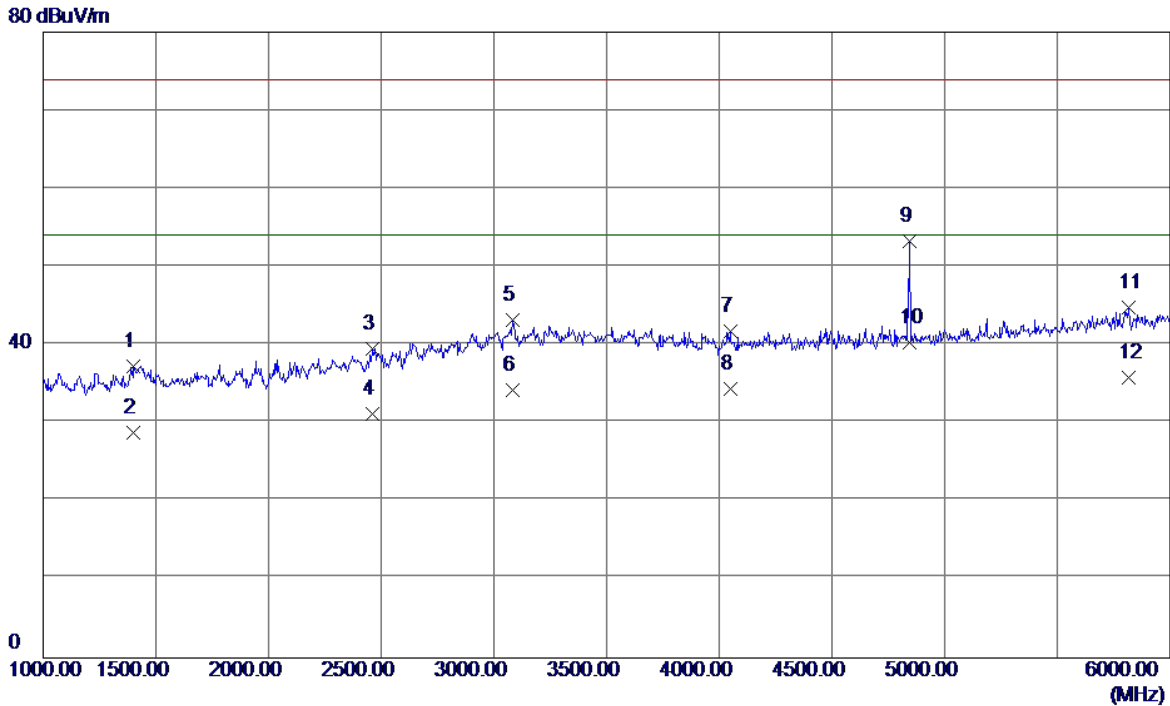
No.	Freq. MHz	Reading Level dBuV/m	Correct Factor dB	Measure ment dBuV/m	Limit dBuV/m	Margin dB	Detector
1	1595.0000	45.71	-3.04	42.67	74.00	-31.33	Peak
2	1595.0000	36.29	-3.04	33.25	54.00	-20.75	AVG
3	2400.0000	39.97	0.62	40.59	74.00	-33.41	Peak
4	2400.0000	30.57	0.62	31.19	54.00	-22.81	AVG
5	3150.0000	38.14	4.53	42.67	74.00	-31.33	Peak
6	3150.0000	29.89	4.53	34.42	54.00	-19.58	AVG
7	3692.5000	37.10	5.50	42.60	74.00	-31.40	Peak
8	3692.5000	28.62	5.50	34.12	54.00	-19.88	AVG
9	4782.5000	35.89	7.00	42.89	74.00	-31.11	Peak
10	4782.5000	26.42	7.00	33.42	54.00	-20.58	AVG
11	5440.0000	34.46	8.98	43.44	74.00	-30.56	Peak
12 *	5440.0000	25.67	8.98	34.65	54.00	-19.35	AVG

EUT	Smart Phone	Model Name	MHA-L29
Temperature	25°C	Relative Humidity	60%
Test Voltage	AC 120V/60Hz	Polarization	Vertical
Test Mode	Adapter+Idle+BT+2.4G WIFI+GPS+Camera on+Earphone		
Note	Adapter:Phitek(US)+Honglin +Battery: Desay+ Earphone: Lianchuang		
Test Engineer	Kevin Li		



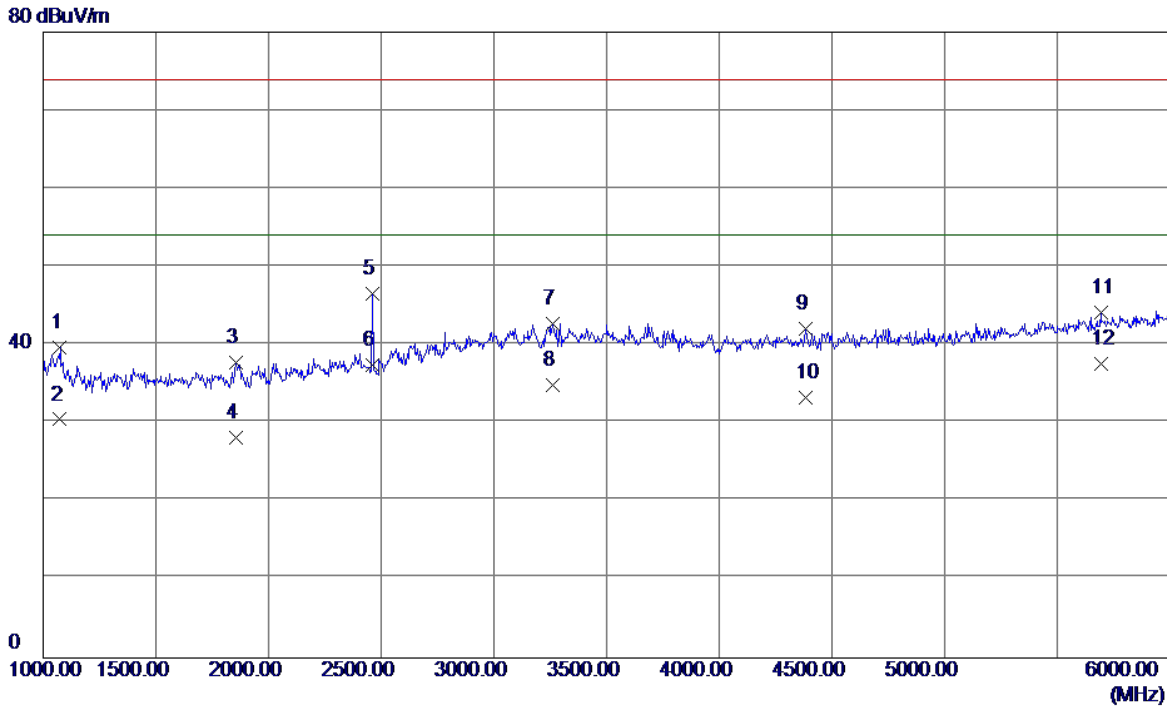
No.	Freq. MHz	Reading Level dBuV/m	Correct Factor dB	Measure ment dBuV/m	Limit dBuV/m	Margin dB	Detector
1	1075.0000	43.13	-5.17	37.96	74.00	-36.04	Peak
2	1075.0000	34.30	-5.17	29.13	54.00	-24.87	AVG
3	1435.0000	43.41	-3.67	39.74	74.00	-34.26	Peak
4	1435.0000	33.54	-3.67	29.87	54.00	-24.13	AVG
5	2640.0000	38.54	1.99	40.53	74.00	-33.47	Peak
6	2640.0000	30.13	1.99	32.12	54.00	-21.88	AVG
7	3255.0000	37.73	4.80	42.53	74.00	-31.47	Peak
8	3255.0000	29.68	4.80	34.48	54.00	-19.52	AVG
9	4212.5000	36.27	5.98	42.25	74.00	-31.75	Peak
10	4212.5000	27.95	5.98	33.93	54.00	-20.07	AVG
11	5535.0000	35.71	9.33	45.04	74.00	-28.96	Peak
12 *	5535.0000	26.65	9.33	35.98	54.00	-18.02	AVG

EUT	Smart Phone	Model Name	MHA-L29
Temperature	25°C	Relative Humidity	60%
Test Voltage	AC 120V/60Hz	Polarization	Horizontal
Test Mode	Adapter+Idle+BT+2.4G WIFI+GPS+Camera on+Earphone		
Note	Adapter:Phitek(US)+Honglin +Battery: Desay+ Earphone: Lianchuang		
Test Engineer	Kevin Li		



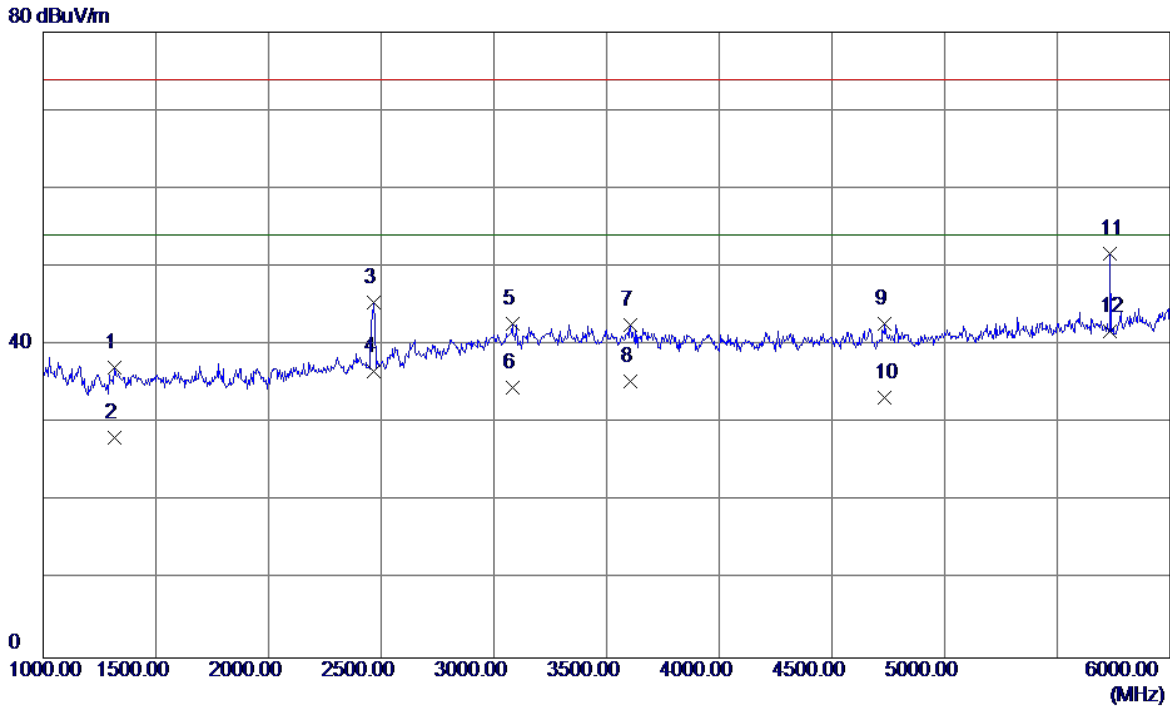
No.	Freq. MHz	Reading Level dBuV/m	Correct Factor dB	Measure ment dBuV/m	Limit dBuV/m	Margin dB	Detector
1	1400.0000	41.09	-3.81	37.28	74.00	-36.72	Peak
2	1400.0000	32.59	-3.81	28.78	54.00	-25.22	AVG
3	2462.5000	38.63	0.95	39.58	74.00	-34.42	Peak
4	2462.5000	30.24	0.95	31.19	54.00	-22.81	AVG
5	3085.0000	38.79	4.36	43.15	74.00	-30.85	Peak
6	3085.0000	29.95	4.36	34.31	54.00	-19.69	AVG
7	4047.5000	36.10	5.69	41.79	74.00	-32.21	Peak
8	4047.5000	28.64	5.69	34.33	54.00	-19.67	AVG
9	4845.0000	46.23	7.11	53.34	74.00	-20.66	Peak
10 *	4845.0000	33.23	7.11	40.34	54.00	-13.66	AVG
11	5817.5000	34.44	10.40	44.84	74.00	-29.16	Peak
12	5817.5000	25.47	10.40	35.87	54.00	-18.13	AVG

EUT	Smart Phone	Model Name	MHA-L29
Temperature	25°C	Relative Humidity	60%
Test Voltage	AC 120V/60Hz	Polarization	Vertical
Test Mode	Adapter+Idle+BT+2.4G WIFI+GPS+Camera on+Earphone		
Note	Adapter:Salcomp(US)+Honglin +Battery: Desay+ Earphone: Lianchuang		
Test Engineer	Kevin Li		



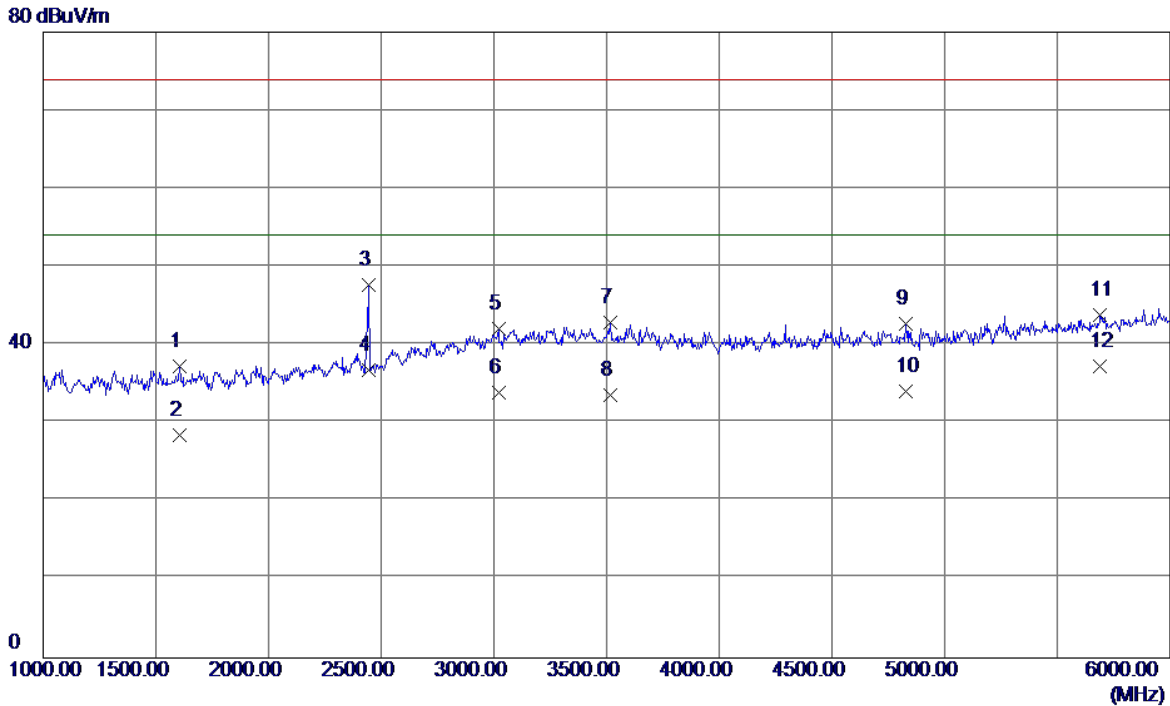
No.	Freq. MHz	Reading Level dBuV/m	Correct Factor dB	Measure ment dBuV/m	Limit dBuV/m	Margin dB	Detector
1	1075.0000	44.93	-5.17	39.76	74.00	-34.24	Peak
2	1075.0000	35.65	-5.17	30.48	54.00	-23.52	AVG
3	1855.0000	39.83	-2.06	37.77	74.00	-36.23	Peak
4	1855.0000	30.26	-2.06	28.20	54.00	-25.80	AVG
5	2462.5000	45.54	0.95	46.49	74.00	-27.51	Peak
6	2462.5000	36.49	0.95	37.44	54.00	-16.56	AVG
7	3262.5000	37.97	4.82	42.79	74.00	-31.21	Peak
8	3262.5000	30.10	4.82	34.92	54.00	-19.08	AVG
9	4382.5000	35.78	6.28	42.06	74.00	-31.94	Peak
10	4382.5000	26.97	6.28	33.25	54.00	-20.75	AVG
11	5692.5000	34.23	9.92	44.15	74.00	-29.85	Peak
12 *	5692.5000	27.62	9.92	37.54	54.00	-16.46	AVG

EUT	Smart Phone	Model Name	MHA-L29
Temperature	25°C	Relative Humidity	60%
Test Voltage	AC 120V/60Hz	Polarization	Horizontal
Test Mode	Adapter+Idle+BT+2.4G WIFI+GPS+Camera on+Earphone		
Note	Adapter:Salcomp(US)+Honglin +Battery: Desay+ Earphone: Lianchuang		
Test Engineer	Kevin Li		



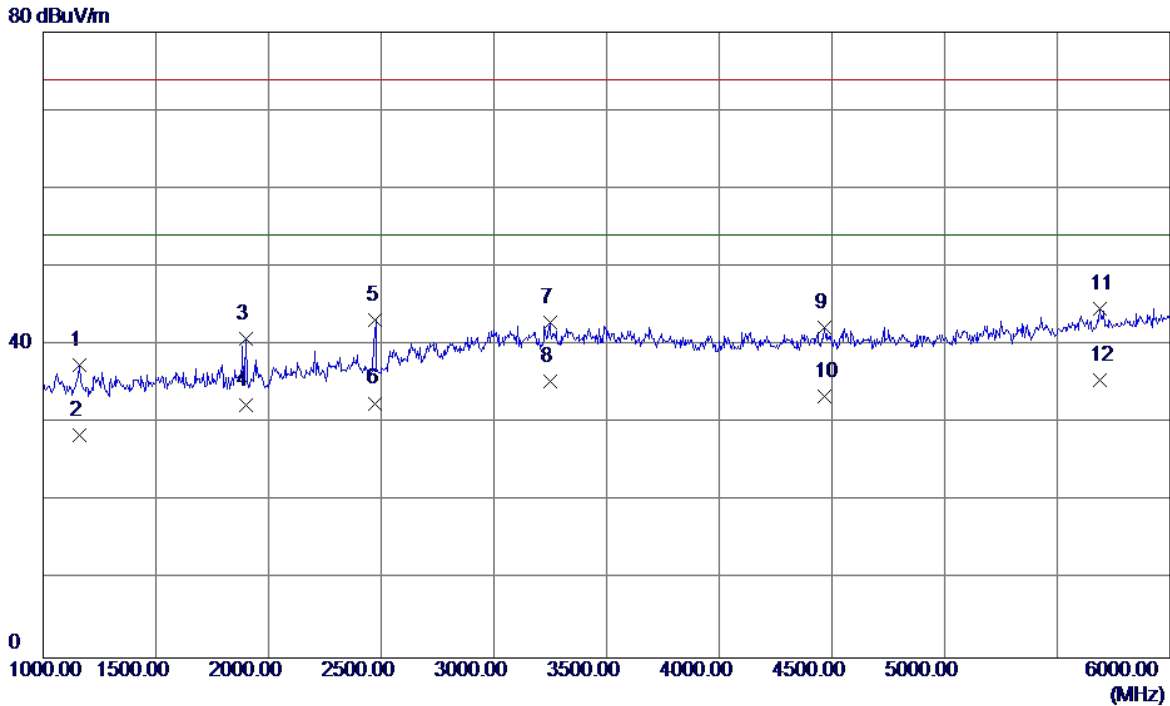
No.	Freq. MHz	Reading Level dBuV/m	Correct Factor dB	Measure ment dBuV/m	Limit dBuV/m	Margin dB	Detector
1	1315.0000	41.31	-4.17	37.14	74.00	-36.86	Peak
2	1315.0000	32.27	-4.17	28.10	54.00	-25.90	AVG
3	2465.0000	44.43	0.97	45.40	74.00	-28.60	Peak
4	2465.0000	35.68	0.97	36.65	54.00	-17.35	AVG
5	3082.5000	38.30	4.35	42.65	74.00	-31.35	Peak
6	3082.5000	30.15	4.35	34.50	54.00	-19.50	AVG
7	3607.5000	37.15	5.47	42.62	74.00	-31.38	Peak
8	3607.5000	29.85	5.47	35.32	54.00	-18.68	AVG
9	4735.0000	35.77	6.91	42.68	74.00	-31.32	Peak
10	4735.0000	26.34	6.91	33.25	54.00	-20.75	AVG
11	5735.0000	41.62	10.09	51.71	74.00	-22.29	Peak
12 *	5735.0000	31.62	10.09	41.71	54.00	-12.29	AVG

EUT	Smart Phone	Model Name	MHA-L29
Temperature	25°C	Relative Humidity	60%
Test Voltage	AC 120V/60Hz	Polarization	Vertical
Test Mode	Adapter+Idle+BT+2.4G WIFI+GPS+Camera on+Earphone		
Note	Adapter:HK(US)+Honglin +Battery: Desay+ Earphone: Lianchuang		
Test Engineer	Kevin Li		



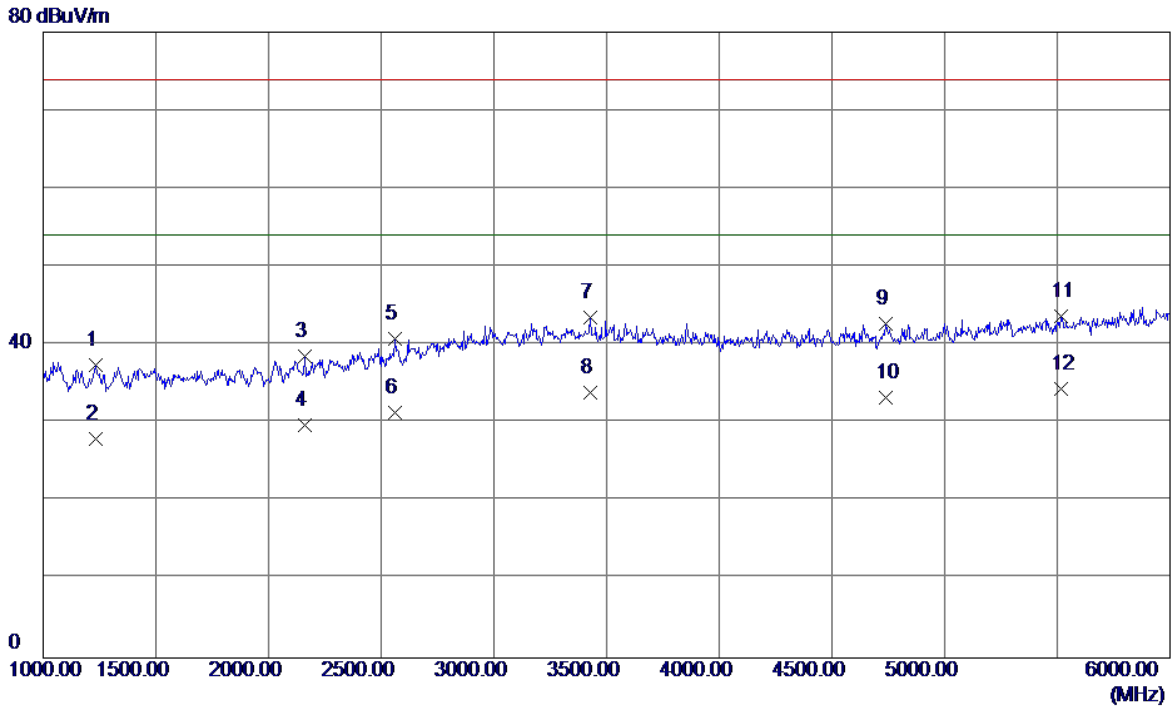
No.	Freq. MHz	Reading Level dBuV/m	Correct Factor dB	Measure ment dBuV/m	Limit dBuV/m	Margin dB	Detector
1	1607.5000	40.20	-2.99	37.21	74.00	-36.79	Peak
2	1607.5000	31.51	-2.99	28.52	54.00	-25.48	AVG
3	2445.0000	46.78	0.86	47.64	74.00	-26.36	Peak
4	2445.0000	35.92	0.86	36.78	54.00	-17.22	AVG
5	3020.0000	37.82	4.19	42.01	74.00	-31.99	Peak
6	3020.0000	29.68	4.19	33.87	54.00	-20.13	AVG
7	3515.0000	37.41	5.44	42.85	74.00	-31.15	Peak
8	3515.0000	28.16	5.44	33.60	54.00	-20.40	AVG
9	4827.5000	35.58	7.08	42.66	74.00	-31.34	Peak
10	4827.5000	26.94	7.08	34.02	54.00	-19.98	AVG
11	5690.0000	33.96	9.92	43.88	74.00	-30.12	Peak
12 *	5690.0000	27.30	9.92	37.22	54.00	-16.78	AVG

EUT	Smart Phone	Model Name	MHA-L29
Temperature	25°C	Relative Humidity	60%
Test Voltage	AC 120V/60Hz	Polarization	Horizontal
Test Mode	Adapter+Idle+BT+2.4G WIFI+GPS+Camera on+Earphone		
Note	Adapter:HK(US)+Honglin +Battery: Desay+ Earphone: Lianchuang		
Test Engineer	Kevin Li		



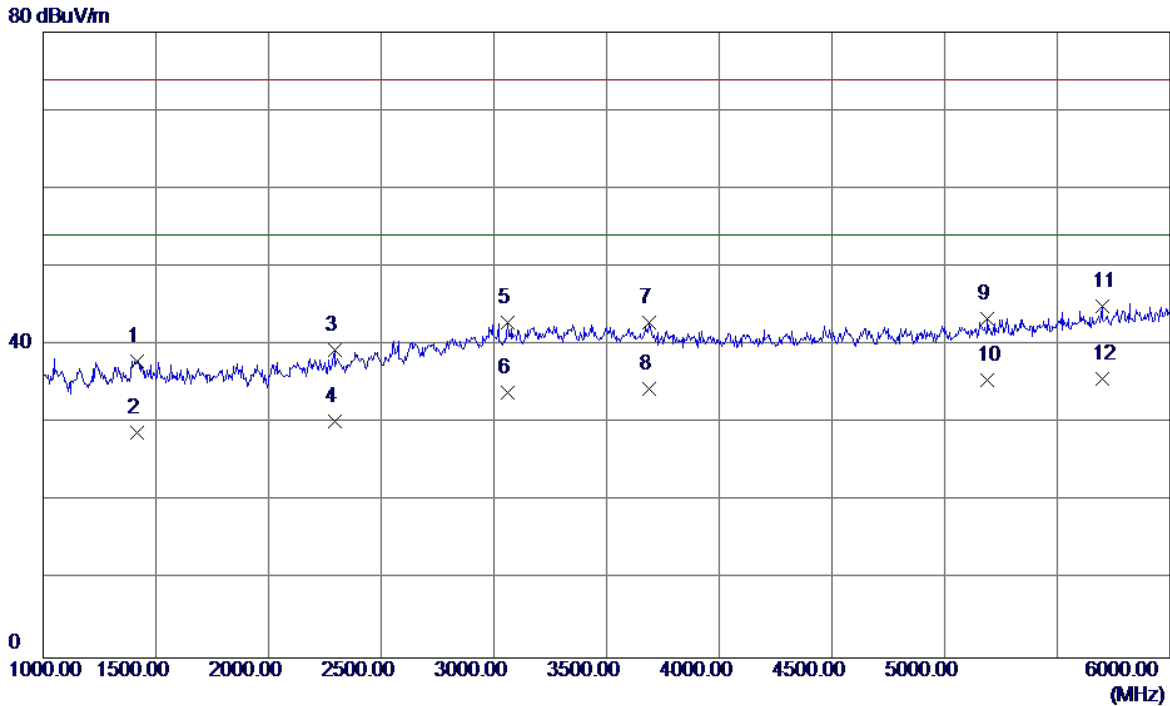
No.	Freq. MHz	Reading Level dBuV/m	Correct Factor dB	Measurement dBuV/m	Limit dBuV/m	Margin dB	Detector
1	1160.0000	42.27	-4.81	37.46	74.00	-36.54	Peak
2	1160.0000	33.26	-4.81	28.45	54.00	-25.55	AVG
3	1902.5000	42.63	-1.89	40.74	74.00	-33.26	Peak
4	1902.5000	34.20	-1.89	32.31	54.00	-21.69	AVG
5	2475.0000	42.24	1.02	43.26	74.00	-30.74	Peak
6	2475.0000	31.54	1.02	32.56	54.00	-21.44	AVG
7	3247.5000	38.10	4.78	42.88	74.00	-31.12	Peak
8	3247.5000	30.65	4.78	35.43	54.00	-18.57	AVG
9	4467.5000	35.79	6.43	42.22	74.00	-31.78	Peak
10	4467.5000	26.97	6.43	33.40	54.00	-20.60	AVG
11	5690.0000	34.67	9.92	44.59	74.00	-29.41	Peak
12 *	5690.0000	25.62	9.92	35.54	54.00	-18.46	AVG

EUT	Smart Phone	Model Name	MHA-L29
Temperature	25°C	Relative Humidity	60%
Test Voltage	AC 120V/60Hz	Polarization	Vertical
Test Mode	Adapter+Idle+BT+2.4G WIFI+GPS+Camera on+Earphone		
Note	Adapter:Phitek(EU)+Honglin +Battery: Desay+ Earphone: Lianchuang		
Test Engineer	Kevin Li		



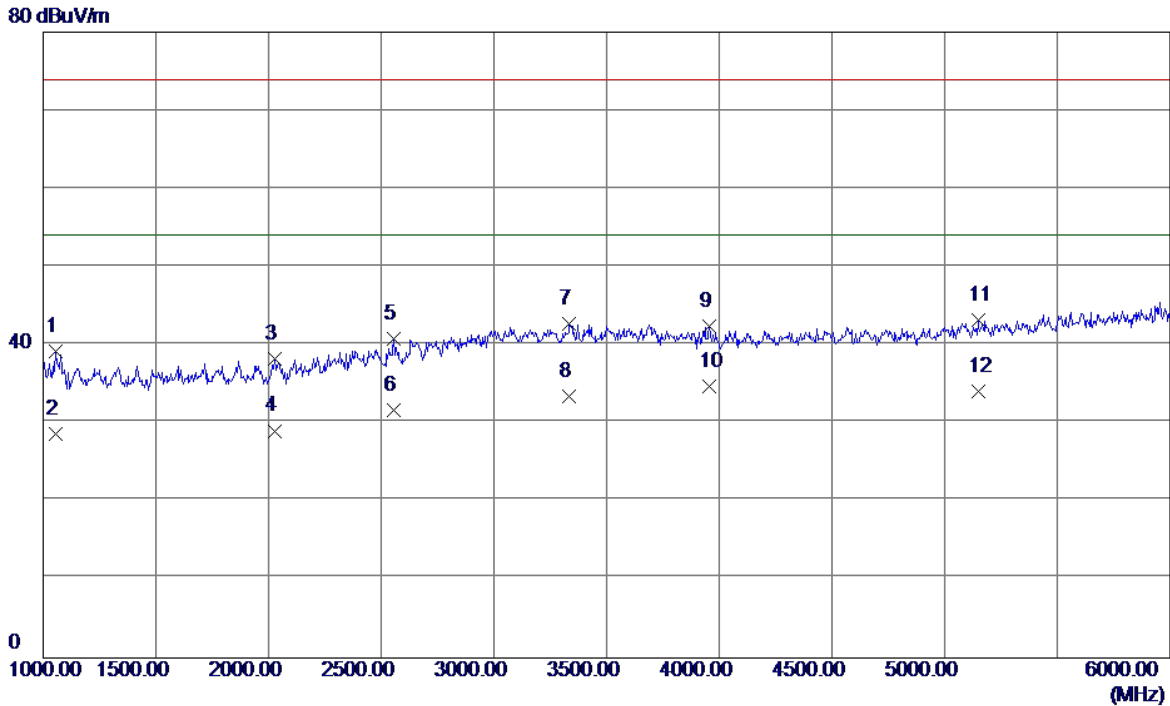
No.	Freq. MHz	Reading Level dBuV/m	Correct Factor dB	Measure ment dBuV/m	Limit dBuV/m	Margin dB	Detector
1	1235.0000	41.93	-4.50	37.43	74.00	-36.57	Peak
2	1235.0000	32.52	-4.50	28.02	54.00	-25.98	AVG
3	2162.5000	39.26	-0.65	38.61	74.00	-35.39	Peak
4	2162.5000	30.41	-0.65	29.76	54.00	-24.24	AVG
5	2560.0000	39.25	1.51	40.76	74.00	-33.24	Peak
6	2560.0000	29.85	1.51	31.36	54.00	-22.64	AVG
7	3430.0000	38.26	5.25	43.51	74.00	-30.49	Peak
8	3430.0000	28.68	5.25	33.93	54.00	-20.07	AVG
9	4740.0000	35.75	6.92	42.67	74.00	-31.33	Peak
10	4740.0000	26.42	6.92	33.34	54.00	-20.66	AVG
11	5515.0000	34.40	9.25	43.65	74.00	-30.35	Peak
12 *	5515.0000	25.19	9.25	34.44	54.00	-19.56	AVG

EUT	Smart Phone	Model Name	MHA-L29
Temperature	25°C	Relative Humidity	60%
Test Voltage	AC 120V/60Hz	Polarization	Horizontal
Test Mode	Adapter+Idle+BT+2.4G WIFI+GPS+Camera on+Earphone		
Note	Adapter:Phitek(EU)+Honglin +Battery: Desay+ Earphone: Lianchuang		
Test Engineer	Kevin Li		



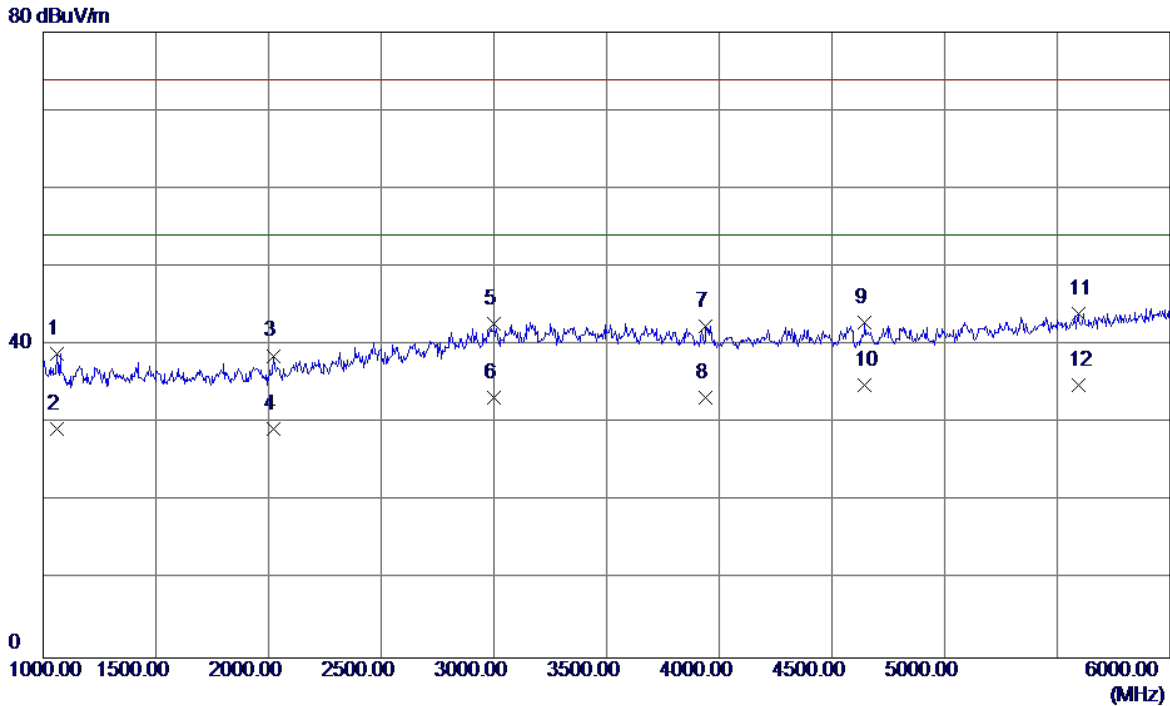
No.	Freq. MHz	Reading Level dBuV/m	Correct Factor dB	Measure ment dBuV/m	Limit dBuV/m	Margin dB	Detector
1	1415.0000	41.71	-3.75	37.96	74.00	-36.04	Peak
2	1415.0000	32.57	-3.75	28.82	54.00	-25.18	AVG
3	2292.5000	39.32	0.04	39.36	74.00	-34.64	Peak
4	2292.5000	30.14	0.04	30.18	54.00	-23.82	AVG
5	3060.0000	38.51	4.30	42.81	74.00	-31.19	Peak
6	3060.0000	29.68	4.30	33.98	54.00	-20.02	AVG
7	3690.0000	37.39	5.50	42.89	74.00	-31.11	Peak
8	3690.0000	28.94	5.50	34.44	54.00	-19.56	AVG
9	5190.0000	35.28	8.08	43.36	74.00	-30.64	Peak
10	5190.0000	27.43	8.08	35.51	54.00	-18.49	AVG
11	5697.5000	35.07	9.94	45.01	74.00	-28.99	Peak
12 *	5697.5000	25.69	9.94	35.63	54.00	-18.37	AVG

EUT	Smart Phone	Model Name	MHA-L29
Temperature	25°C	Relative Humidity	60%
Test Voltage	AC 120V/60Hz	Polarization	Vertical
Test Mode	Adapter+Idle+BT+2.4G WIFI+GPS+Camera on+Earphone		
Note	Adapter:Salcomp(EU)+Honglin +Battery: Desay+ Earphone: Lianchuang		
Test Engineer	Kevin Li		



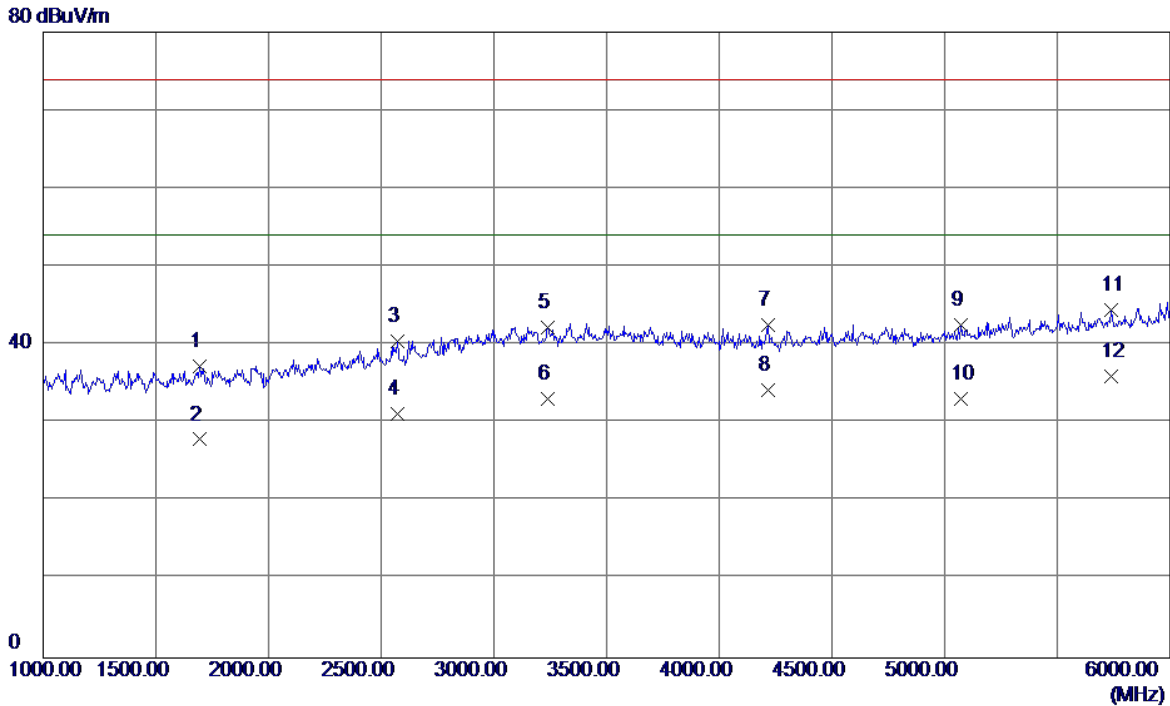
No.	Freq. MHz	Reading Level dBuV/m	Correct Factor dB	Measure ment dBuV/m	Limit dBuV/m	Margin dB	Detector
1	1055.0000	44.44	-5.25	39.19	74.00	-34.81	Peak
2	1055.0000	33.94	-5.25	28.69	54.00	-25.31	AVG
3	2027.5000	39.55	-1.37	38.18	74.00	-35.82	Peak
4	2027.5000	30.41	-1.37	29.04	54.00	-24.96	AVG
5	2555.0000	39.31	1.48	40.79	74.00	-33.21	Peak
6	2555.0000	30.14	1.48	31.62	54.00	-22.38	AVG
7	3335.0000	37.76	5.01	42.77	74.00	-31.23	Peak
8	3335.0000	28.49	5.01	33.50	54.00	-20.50	AVG
9	3955.0000	36.78	5.59	42.37	74.00	-31.63	Peak
10 *	3955.0000	29.14	5.59	34.73	54.00	-19.27	AVG
11	5147.5000	35.21	7.92	43.13	74.00	-30.87	Peak
12	5147.5000	26.09	7.92	34.01	54.00	-19.99	AVG

EUT	Smart Phone	Model Name	MHA-L29
Temperature	25°C	Relative Humidity	60%
Test Voltage	AC 120V/60Hz	Polarization	Horizontal
Test Mode	Adapter+Idle+BT+2.4G WIFI+GPS+Camera on+Earphone		
Note	Adapter:Salcomp(EU)+Honglin +Battery: Desay+ Earphone: Lianchuang		
Test Engineer	Kevin Li		



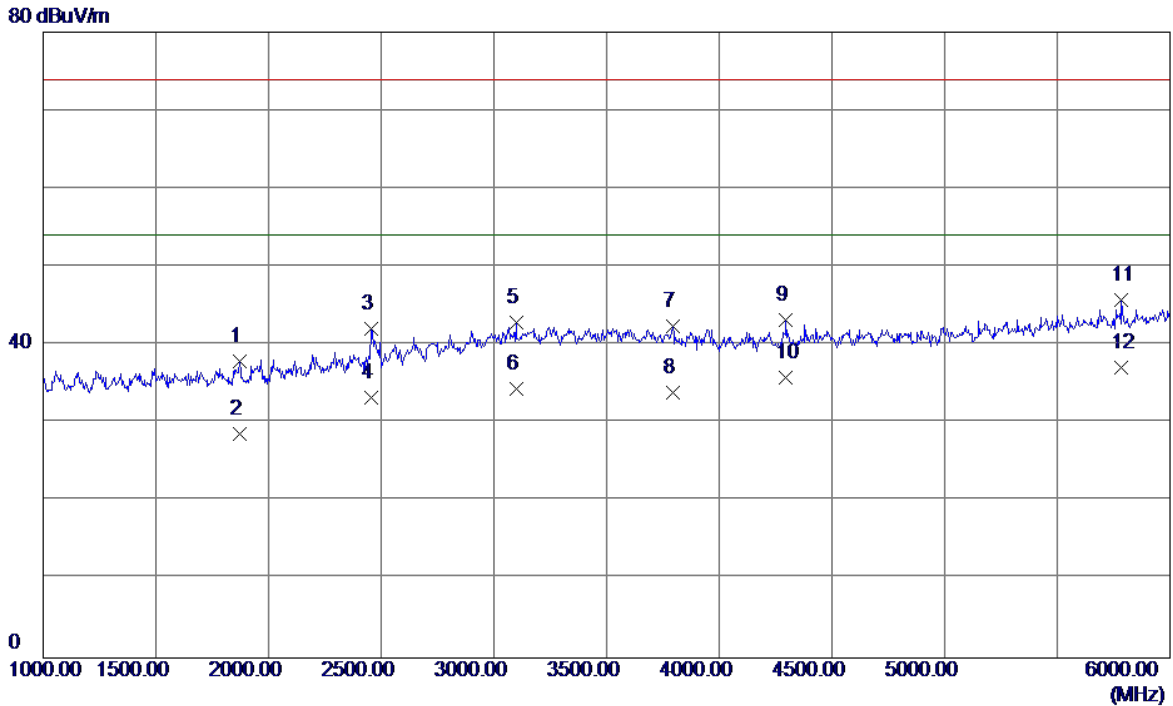
No.	Freq. MHz	Reading Level dBuV/m	Correct Factor dB	Measurement dBuV/m	Limit dBuV/m	Margin dB	Detector
1	1062.5000	44.07	-5.22	38.85	74.00	-35.15	Peak
2	1062.5000	34.52	-5.22	29.30	54.00	-24.70	AVG
3	2022.5000	40.04	-1.40	38.64	74.00	-35.36	Peak
4	2022.5000	30.65	-1.40	29.25	54.00	-24.75	AVG
5	3002.5000	38.52	4.15	42.67	74.00	-31.33	Peak
6	3002.5000	29.17	4.15	33.32	54.00	-20.68	AVG
7	3940.0000	36.88	5.59	42.47	74.00	-31.53	Peak
8	3940.0000	27.65	5.59	33.24	54.00	-20.76	AVG
9	4645.0000	36.06	6.75	42.81	74.00	-31.19	Peak
10 *	4645.0000	28.16	6.75	34.91	54.00	-19.09	AVG
11	5592.5000	34.38	9.55	43.93	74.00	-30.07	Peak
12	5592.5000	25.34	9.55	34.89	54.00	-19.11	AVG

EUT	Smart Phone	Model Name	MHA-L29
Temperature	25°C	Relative Humidity	60%
Test Voltage	AC 120V/60Hz	Polarization	Vertical
Test Mode	Adapter+Idle+BT+2.4G WIFI+GPS+Camera on+Earphone		
Note	Adapter:HK(EU)+Honglin +Battery: Desay+ Earphone: Lianchuang		
Test Engineer	Kevin Li		



No.	Freq. MHz	Reading Level dBuV/m	Correct Factor dB	Measurement dBuV/m	Limit dBuV/m	Margin dB	Detector
1	1692.5000	39.93	-2.67	37.26	74.00	-36.74	Peak
2	1692.5000	30.59	-2.67	27.92	54.00	-26.08	AVG
3	2572.5000	38.86	1.59	40.45	74.00	-33.55	Peak
4	2572.5000	29.67	1.59	31.26	54.00	-22.74	AVG
5	3240.0000	37.50	4.76	42.26	74.00	-31.74	Peak
6	3240.0000	28.42	4.76	33.18	54.00	-20.82	AVG
7	4215.0000	36.64	5.99	42.63	74.00	-31.37	Peak
8	4215.0000	28.30	5.99	34.29	54.00	-19.71	AVG
9	5072.5000	34.95	7.65	42.60	74.00	-31.40	Peak
10	5072.5000	25.45	7.65	33.10	54.00	-20.90	AVG
11	5740.0000	34.44	10.10	44.54	74.00	-29.46	Peak
12 *	5740.0000	25.94	10.10	36.04	54.00	-17.96	AVG

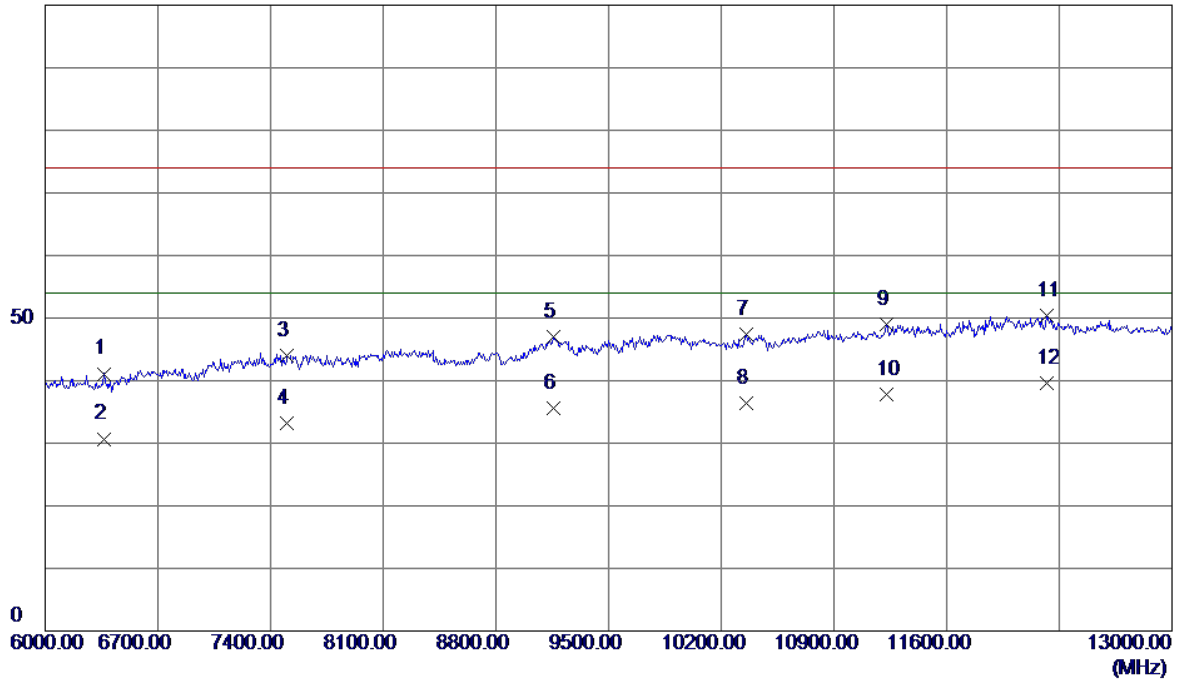
EUT	Smart Phone	Model Name	MHA-L29
Temperature	25°C	Relative Humidity	60%
Test Voltage	AC 120V/60Hz	Polarization	Horizontal
Test Mode	Adapter+Idle+BT+2.4G WIFI+GPS+Camera on+Earphone		
Note	Adapter:HK(EU)+Honglin +Battery: Desay+ Earphone: Lianchuang		
Test Engineer	Kevin Li		



No.	Freq. MHz	Reading Level dBuV/m	Correct Factor dB	Measure ment dBuV/m	Limit dBuV/m	Margin dB	Detector
1	1872.5000	39.91	-2.00	37.91	74.00	-36.09	Peak
2	1872.5000	30.63	-2.00	28.63	54.00	-25.37	AVG
3	2455.0000	41.16	0.91	42.07	74.00	-31.93	Peak
4	2455.0000	32.41	0.91	33.32	54.00	-20.68	AVG
5	3097.5000	38.54	4.39	42.93	74.00	-31.07	Peak
6	3097.5000	30.02	4.39	34.41	54.00	-19.59	AVG
7	3792.5000	36.86	5.54	42.40	74.00	-31.60	Peak
8	3792.5000	28.34	5.54	33.88	54.00	-20.12	AVG
9	4295.0000	37.06	6.13	43.19	74.00	-30.81	Peak
10	4295.0000	29.76	6.13	35.89	54.00	-18.11	AVG
11	5785.0000	35.49	10.28	45.77	74.00	-28.23	Peak
12 *	5785.0000	26.88	10.28	37.16	54.00	-16.84	AVG

EUT	Smart Phone	Model Name	MHA-L29
Temperature	25°C	Relative Humidity	60%
Test Voltage	AC 120V/60Hz	Polarization	Vertical
Test Mode	Adapter+Idle+BT+2.4G WIFI+GPS+Camera on+Earphone		
Note	Adapter:Salcomp(US)+Honglin +Battery: Desay+ Earphone: Lianchuang		
Test Engineer	Kevin Li		

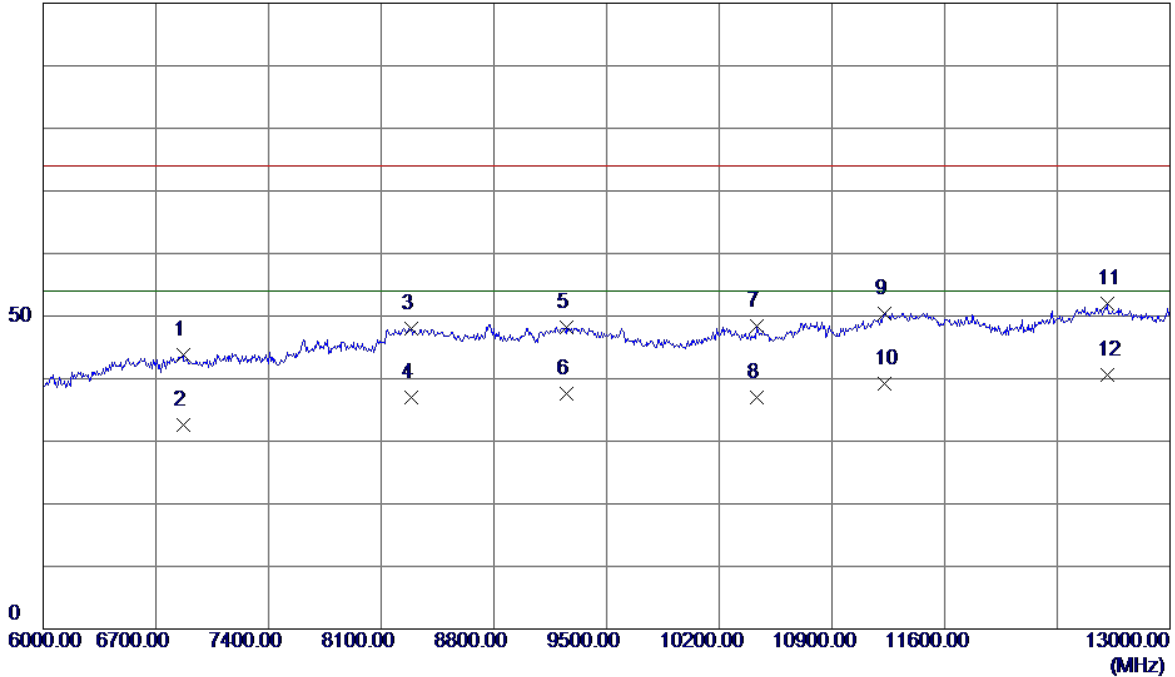
100 dBuV/m



No.	Freq. MHz	Reading Level dBuV/m	Correct Factor dB	Measure ment dBuV/m	Limit dBuV/m	Margin dB	Detector
1	6364.0000	39.05	2.05	41.10	74.00	-32.90	Peak
2	6364.0000	28.65	2.05	30.70	54.00	-23.30	AVG
3	7505.0000	41.44	2.62	44.06	74.00	-29.94	Peak
4	7505.0000	30.51	2.62	33.13	54.00	-20.87	AVG
5	9157.0000	43.88	3.06	46.94	74.00	-27.06	Peak
6	9157.0000	32.55	3.06	35.61	54.00	-18.39	AVG
7	10354.0000	43.46	3.89	47.35	74.00	-26.65	Peak
8	10354.0000	32.53	3.89	36.42	54.00	-17.58	AVG
9	11229.0000	44.79	4.16	48.95	74.00	-25.05	Peak
10	11229.0000	33.62	4.16	37.78	54.00	-16.22	AVG
11	12223.0000	46.55	3.79	50.34	74.00	-23.66	Peak
12 *	12223.0000	35.74	3.79	39.53	54.00	-14.47	AVG

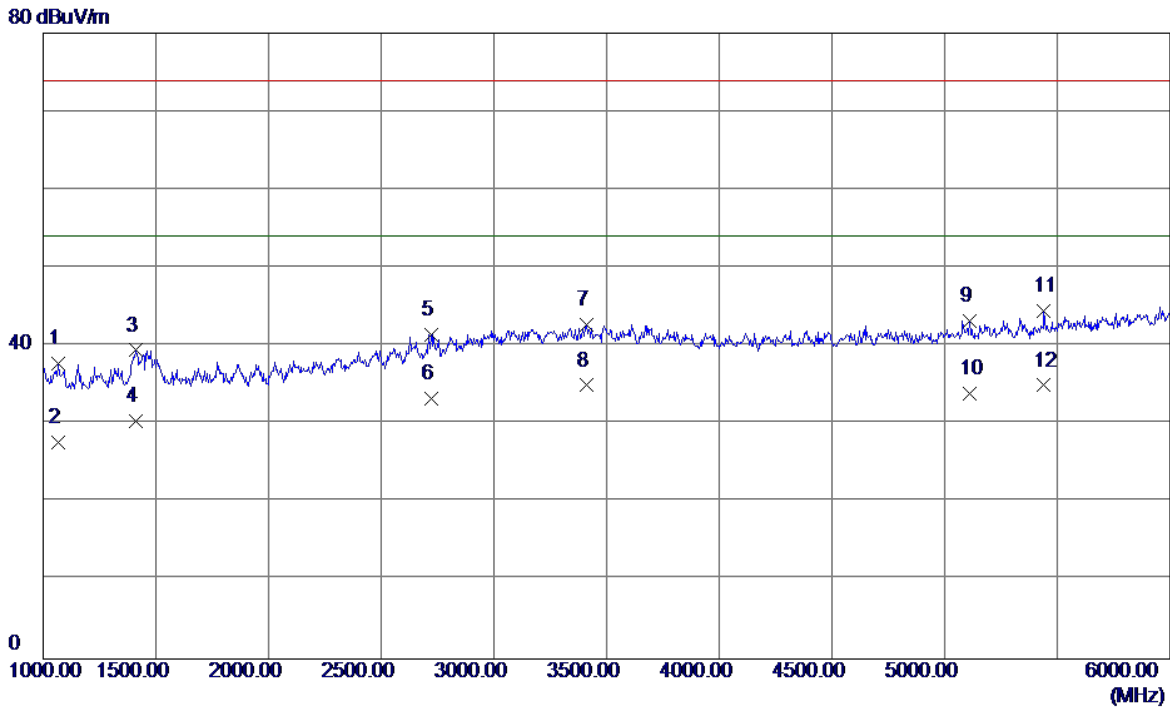
EUT	Smart Phone	Model Name	MHA-L29
Temperature	25°C	Relative Humidity	60%
Test Voltage	AC 120V/60Hz	Polarization	Horizontal
Test Mode	Adapter+Idle+BT+2.4G WIFI+GPS+Camera on+Earphone		
Note	Adapter:Salcomp(US)+Honglin +Battery: Desay+ Earphone: Lianchuang		
Test Engineer	Kevin Li		

100 dBuV/m



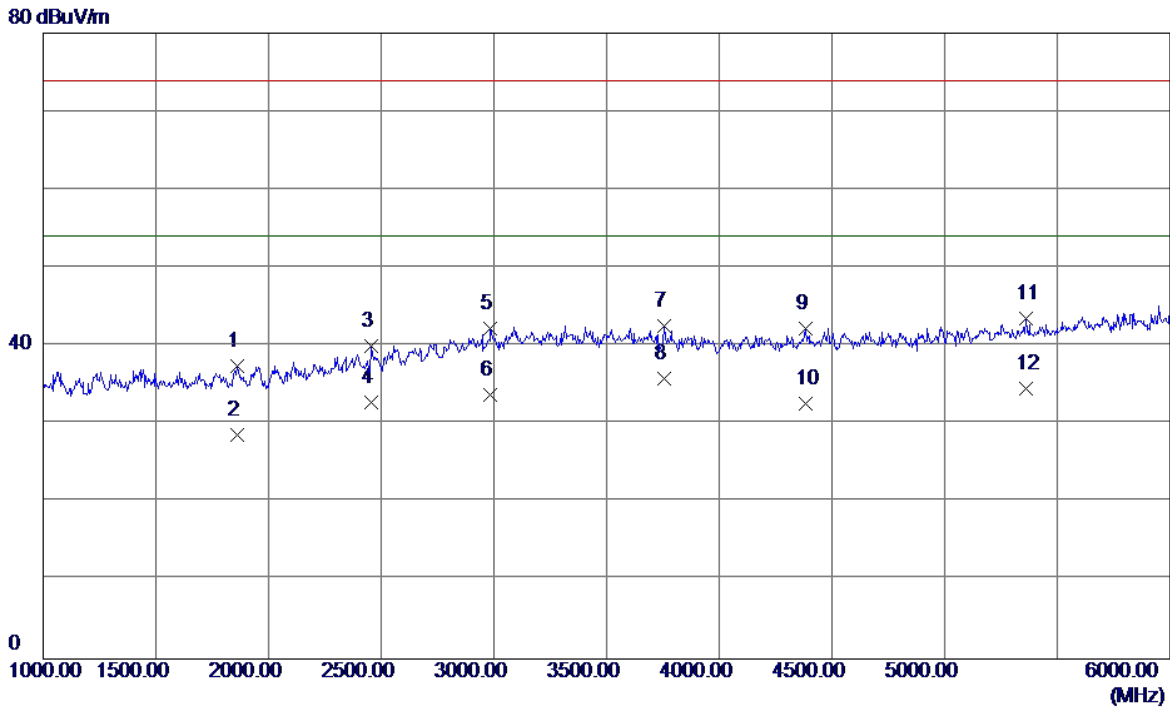
No.	Freq. MHz	Reading Level dBuV/m	Correct Factor dB	Measure ment dBuV/m	Limit dBuV/m	Margin dB	Detector
1	6868.0000	41.48	2.26	43.74	74.00	-30.26	Peak
2	6868.0000	30.27	2.26	32.53	54.00	-21.47	AVG
3	8289.0000	45.42	2.56	47.98	74.00	-26.02	Peak
4	8289.0000	34.50	2.56	37.06	54.00	-16.94	AVG
5	9248.0000	45.12	3.11	48.23	74.00	-25.77	Peak
6	9248.0000	34.51	3.11	37.62	54.00	-16.38	AVG
7	10431.0000	44.34	3.97	48.31	74.00	-25.69	Peak
8	10431.0000	33.05	3.97	37.02	54.00	-16.98	AVG
9	11229.0000	46.28	4.16	50.44	74.00	-23.56	Peak
10	11229.0000	35.07	4.16	39.23	54.00	-14.77	AVG
11	12608.0000	47.49	4.43	51.92	74.00	-22.08	Peak
12 *	12608.0000	36.21	4.43	40.64	54.00	-13.36	AVG

EUT	Smart Phone	Model Name	MHA-L29
Temperature	25°C	Relative Humidity	60%
Test Voltage	AC 120V/60Hz	Polarization	Vertical
Test Mode	Adapter+Idle+BT+5G WIFI+GPS+Camera on+Earphone		
Note	Adapter:Salcomp(US)+Honglin +Battery: DesayAdapter:Phitek+Honglin +Battery: Desay + Earphone: Lianchuang		
Test Engineer	Kevin Li		



No.	Freq. MHz	Reading Level dBuV/m	Correct Factor dB	Measure ment dBuV/m	Limit dBuV/m	Margin dB	Detector
1	1065.0000	43.04	-5.21	37.83	74.00	-36.17	Peak
2	1065.0000	32.96	-5.21	27.75	54.00	-26.25	AVG
3	1412.5000	43.20	-3.76	39.44	74.00	-34.56	Peak
4	1412.5000	34.14	-3.76	30.38	54.00	-23.62	AVG
5	2722.5000	39.03	2.48	41.51	74.00	-32.49	Peak
6	2722.5000	30.83	2.48	33.31	54.00	-20.69	AVG
7	3410.0000	37.57	5.20	42.77	74.00	-31.23	Peak
8 *	3410.0000	29.76	5.20	34.96	54.00	-19.04	AVG
9	5110.0000	35.45	7.79	43.24	74.00	-30.76	Peak
10	5110.0000	26.14	7.79	33.93	54.00	-20.07	AVG
11	5440.0000	35.51	8.98	44.49	74.00	-29.51	Peak
12	5440.0000	25.98	8.98	34.96	54.00	-19.04	AVG

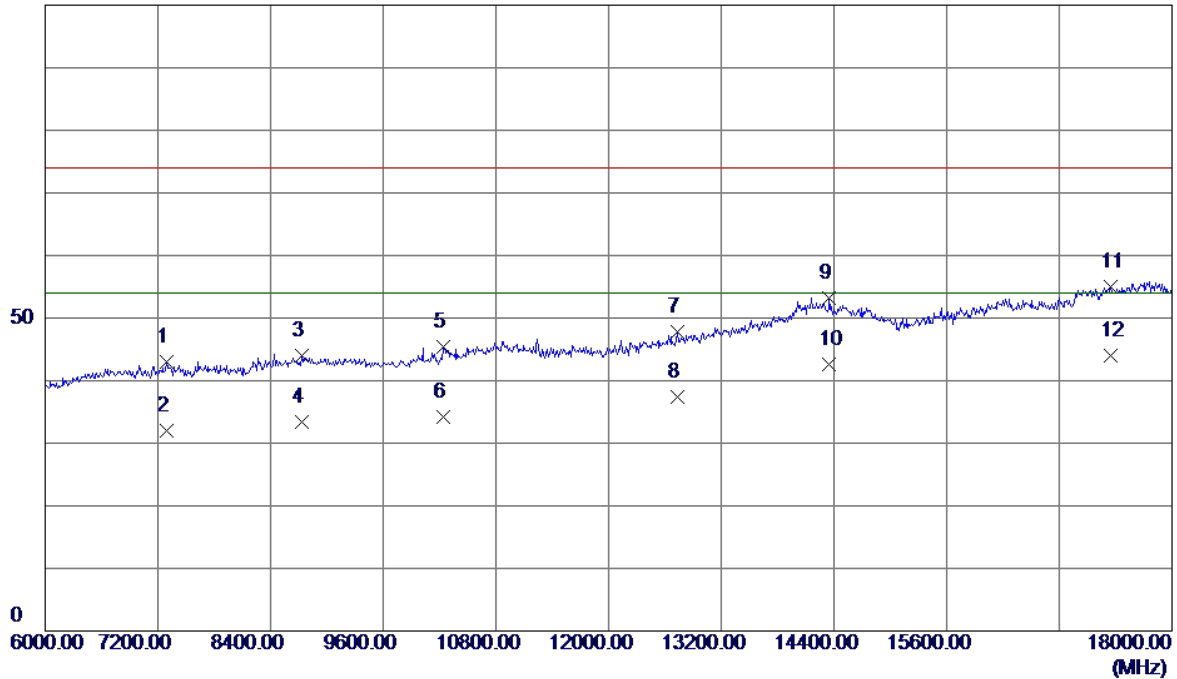
EUT	Smart Phone	Model Name	MHA-L29
Temperature	25°C	Relative Humidity	60%
Test Voltage	AC 120V/60Hz	Polarization	Horizontal
Test Mode	Adapter+Idle+BT+5G WIFI+GPS+Camera on+Earphone		
Note	Adapter:Salcomp(US)+Honglin +Battery: DesayAdapter:Phitek+Honglin +Battery: Desay + Earphone: Lianchuang		
Test Engineer	Kevin Li		



No.	Freq. MHz	Reading Level dBuV/m	Correct Factor dB	Measure ment dBuV/m	Limit dBuV/m	Margin dB	Detector
1	1862.5000	39.52	-2.04	37.48	74.00	-36.52	Peak
2	1862.5000	30.65	-2.04	28.61	54.00	-25.39	AVG
3	2457.5000	39.09	0.93	40.02	74.00	-33.98	Peak
4	2457.5000	31.84	0.93	32.77	54.00	-21.23	AVG
5	2985.0000	38.19	4.05	42.24	74.00	-31.76	Peak
6	2985.0000	29.69	4.05	33.74	54.00	-20.26	AVG
7	3757.5000	37.08	5.53	42.61	74.00	-31.39	Peak
8 *	3757.5000	30.24	5.53	35.77	54.00	-18.23	AVG
9	4382.5000	35.97	6.28	42.25	74.00	-31.75	Peak
10	4382.5000	26.43	6.28	32.71	54.00	-21.29	AVG
11	5360.0000	34.79	8.69	43.48	74.00	-30.52	Peak
12	5360.0000	25.87	8.69	34.56	54.00	-19.44	AVG

EUT	Smart Phone	Model Name	MHA-L29
Temperature	25°C	Relative Humidity	60%
Test Voltage	AC 120V/60Hz	Polarization	Vertical
Test Mode	Adapter+Idle+BT+5G WIFI+GPS+Camera on+Earphone		
Note	Adapter:Salcomp(US)+Honglin +Battery: Desay+ Earphone: Lianchuang		
Test Engineer	Kevin Li		

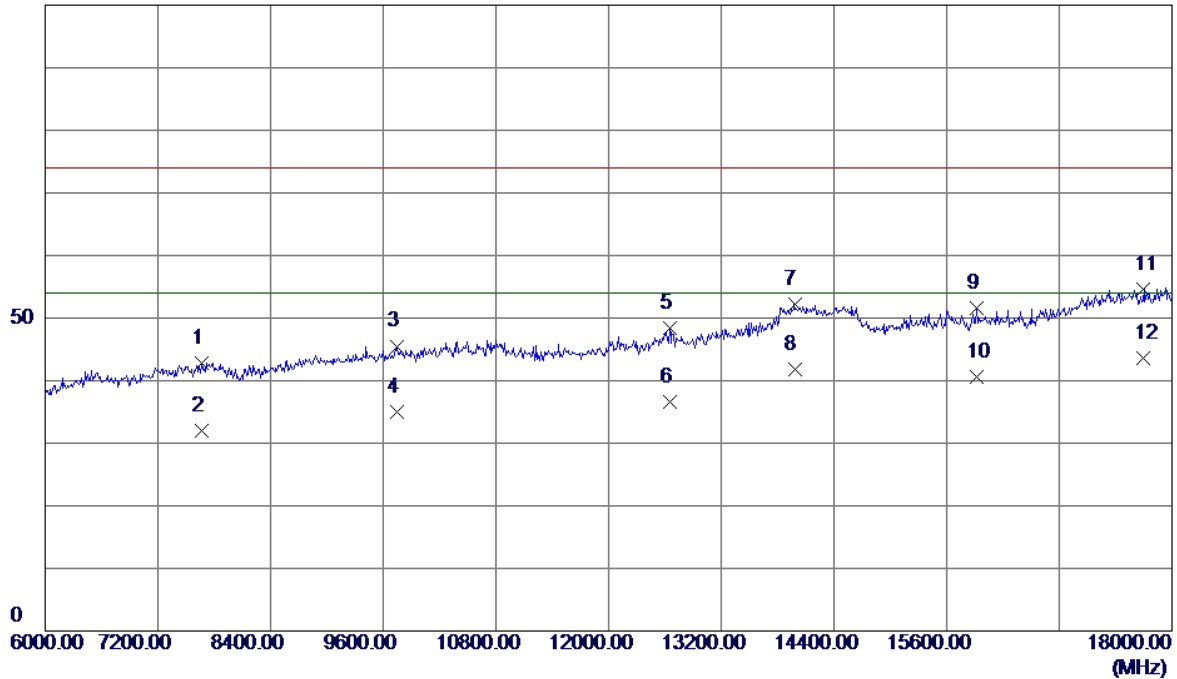
100 dBuV/m



No.	Freq. MHz	Reading Level dBuV/m	Correct Factor dB	Measure ment dBuV/m	Limit dBuV/m	Margin dB	Detector
1	7296.0000	40.63	2.43	43.06	74.00	-30.94	Peak
2	7296.0000	29.55	2.43	31.98	54.00	-22.02	AVG
3	8736.0000	41.11	2.90	44.01	74.00	-29.99	Peak
4	8736.0000	30.54	2.90	33.44	54.00	-20.56	AVG
5	10236.0000	41.57	3.76	45.33	74.00	-28.67	Peak
6	10236.0000	30.42	3.76	34.18	54.00	-19.82	AVG
7	12732.0000	43.08	4.80	47.88	74.00	-26.12	Peak
8	12732.0000	32.53	4.80	37.33	54.00	-16.67	AVG
9	14352.0000	45.13	8.07	53.20	74.00	-20.80	Peak
10	14352.0000	34.58	8.07	42.65	54.00	-11.35	AVG
11	17352.0000	47.53	7.39	54.92	74.00	-19.08	Peak
12 *	17352.0000	36.56	7.39	43.95	54.00	-10.05	AVG

EUT	Smart Phone	Model Name	MHA-L29
Temperature	25°C	Relative Humidity	60%
Test Voltage	AC 120V/60Hz	Polarization	Horizontal
Test Mode	Adapter+Idle+BT+5G WIFI+GPS+Camera on+Earphone		
Note	Adapter:Salcomp(US)+Honglin +Battery: Desay+ Earphone: Lianchuang		
Test Engineer	Kevin Li		

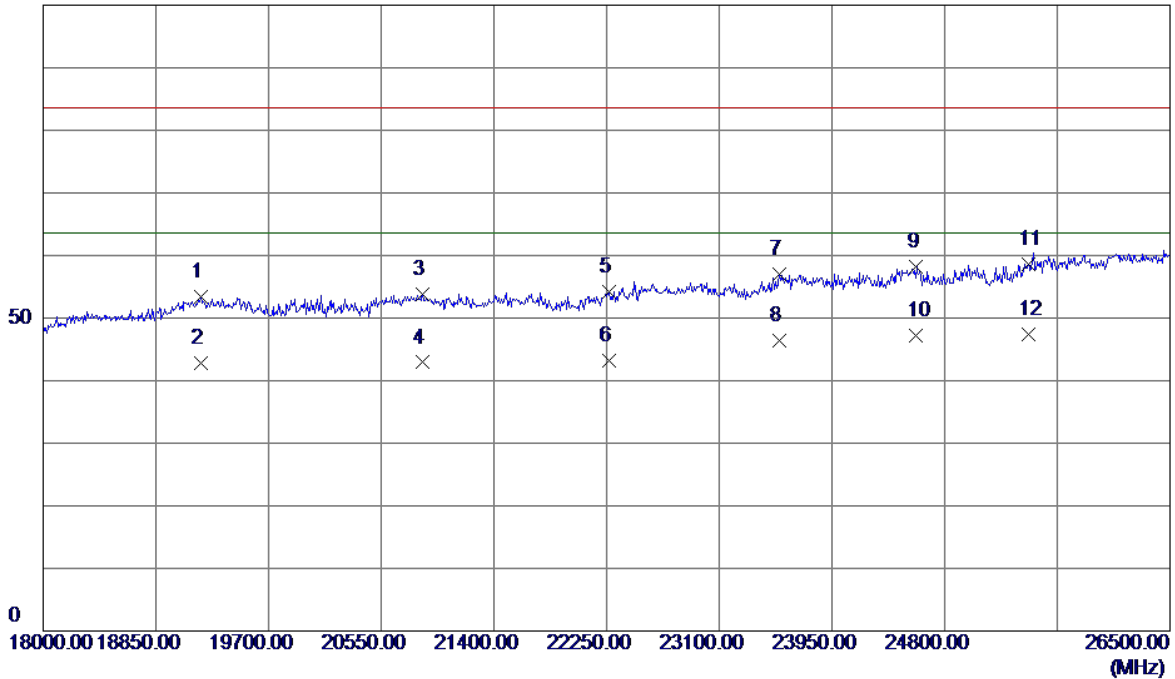
100 dBuV/m



No.	Freq. MHz	Reading Level dBuV/m	Correct Factor dB	Measure ment dBuV/m	Limit dBuV/m	Margin dB	Detector
1	7668.0000	40.42	2.47	42.89	74.00	-31.11	Peak
2	7668.0000	29.54	2.47	32.01	54.00	-21.99	AVG
3	9744.0000	42.13	3.37	45.50	74.00	-28.50	Peak
4	9744.0000	31.55	3.37	34.92	54.00	-19.08	AVG
5	12648.0000	43.79	4.55	48.34	74.00	-25.66	Peak
6	12648.0000	32.05	4.55	36.60	54.00	-17.40	AVG
7	13980.0000	43.05	9.18	52.23	74.00	-21.77	Peak
8	13980.0000	32.65	9.18	41.83	54.00	-12.17	AVG
9	15924.0000	47.69	3.95	51.64	74.00	-22.36	Peak
10	15924.0000	36.56	3.95	40.51	54.00	-13.49	AVG
11	17700.0000	46.51	8.08	54.59	74.00	-19.41	Peak
12 *	17700.0000	35.47	8.08	43.55	54.00	-10.45	AVG

EUT	Smart Phone	Model Name	MHA-L29
Temperature	25°C	Relative Humidity	60%
Test Voltage	AC 120V/60Hz	Polarization	Vertical
Test Mode	Adapter+Idle+BT+5G WIFI+GPS+Camera on+Earphone		
Note	Adapter:Salcomp(US)+Honglin +Battery: Desay+ Earphone: Lianchuang		
Test Engineer	Kevin Li		

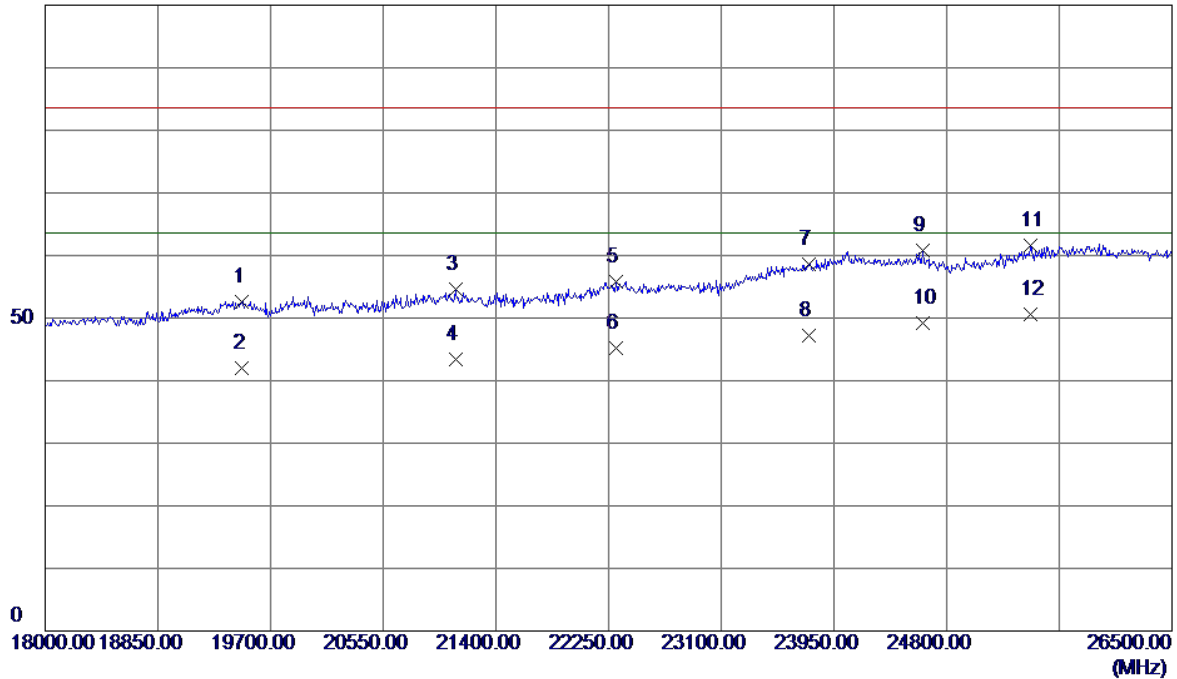
100 dBuV/m



No.	Freq. MHz	Reading Level dBuV/m	Correct Factor dB	Measure ment dBuV/m	Limit dBuV/m	Margin dB	Detector
1	19190.0000	50.07	3.38	53.45	83.50	-30.05	Peak
2	19190.0000	39.45	3.38	42.83	63.50	-20.67	AVG
3	20864.5000	51.17	2.69	53.86	83.50	-29.64	Peak
4	20864.5000	40.21	2.69	42.90	63.50	-20.60	AVG
5	22267.0000	50.51	3.63	54.14	83.50	-29.36	Peak
6	22267.0000	39.54	3.63	43.17	63.50	-20.33	AVG
7	23550.5000	53.14	3.88	57.02	83.50	-26.48	Peak
8	23550.5000	42.51	3.88	46.39	63.50	-17.11	AVG
9	24587.5000	54.31	3.96	58.27	83.50	-25.23	Peak
10	24587.5000	43.26	3.96	47.22	63.50	-16.28	AVG
11	25429.0000	53.68	4.86	58.54	83.50	-24.96	Peak
12 *	25429.0000	42.51	4.86	47.37	63.50	-16.13	AVG

EUT	Smart Phone	Model Name	MHA-L29
Temperature	25°C	Relative Humidity	60%
Test Voltage	AC 120V/60Hz	Polarization	Horizontal
Test Mode	Adapter+Idle+BT+5G WIFI+GPS+Camera on+Earphone		
Note	Adapter:Salcomp(US)+Honglin +Battery: Desay+ Earphone: Lianchuang		
Test Engineer	Kevin Li		

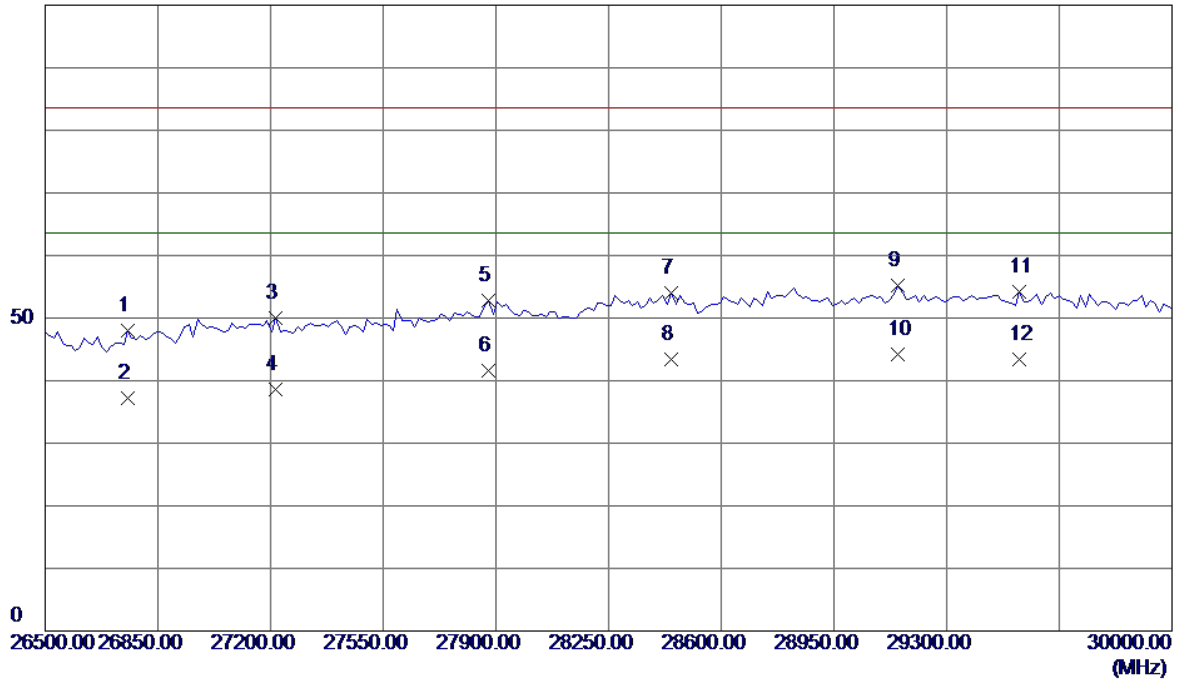
100 dBuV/m



No.	Freq. MHz	Reading Level dBuV/m	Correct Factor dB	Measure ment dBuV/m	Limit dBuV/m	Margin dB	Detector
1	19487.5000	49.18	3.42	52.60	83.50	-30.90	Peak
2	19487.5000	38.56	3.42	41.98	63.50	-21.52	AVG
3	21094.0000	51.53	3.08	54.61	83.50	-28.89	Peak
4	21094.0000	40.25	3.08	43.33	63.50	-20.17	AVG
5	22309.5000	52.08	3.63	55.71	83.50	-27.79	Peak
6	22309.5000	41.51	3.63	45.14	63.50	-18.36	AVG
7	23763.0000	54.93	3.61	58.54	83.50	-24.96	Peak
8	23763.0000	43.65	3.61	47.26	63.50	-16.24	AVG
9	24621.5000	56.80	3.98	60.78	83.50	-22.72	Peak
10	24621.5000	45.18	3.98	49.16	63.50	-14.34	AVG
11	25429.0000	56.67	4.86	61.53	83.50	-21.97	Peak
12 *	25429.0000	45.82	4.86	50.68	63.50	-12.82	AVG

EUT	Smart Phone	Model Name	MHA-L29
Temperature	25°C	Relative Humidity	60%
Test Voltage	AC 120V/60Hz	Polarization	Vertical
Test Mode	Adapter+Idle+BT+5G WIFI+GPS+Camera on+Earphone		
Note	Adapter:Salcomp(US)+Honglin +Battery: Desay+ Earphone: Lianchuang		
Test Engineer	Kevin Li		

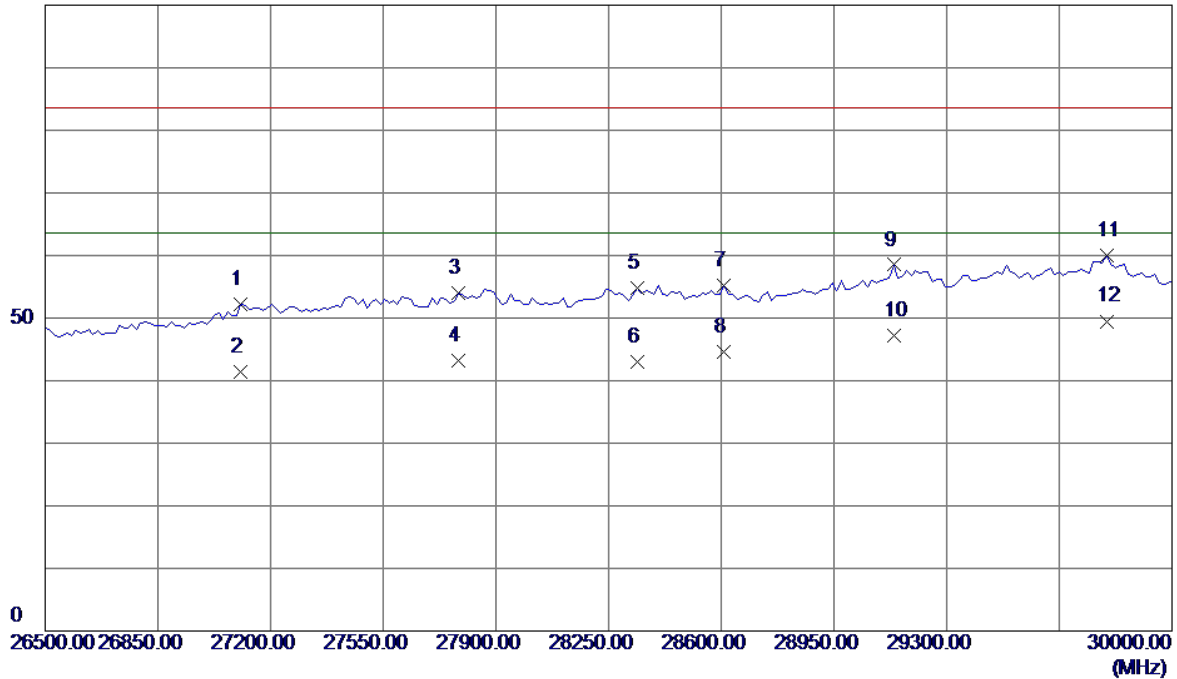
100 dBuV/m



No.	Freq. MHz	Reading Level dBuV/m	Correct Factor dB	Measure ment dBuV/m	Limit dBuV/m	Margin dB	Detector
1	26756.7570	44.07	3.94	48.01	83.50	-35.49	Peak
2	26756.7570	33.25	3.94	37.19	63.50	-26.31	AVG
3	27216.2160	46.50	3.48	49.98	83.50	-33.52	Peak
4	27216.2160	35.11	3.48	38.59	63.50	-24.91	AVG
5	27878.3780	48.80	3.97	52.77	83.50	-30.73	Peak
6	27878.3780	37.58	3.97	41.55	63.50	-21.95	AVG
7	28445.9460	49.04	4.87	53.91	83.50	-29.59	Peak
8	28445.9460	38.45	4.87	43.32	63.50	-20.18	AVG
9	29148.6490	49.53	5.67	55.20	83.50	-28.30	Peak
10 *	29148.6490	38.47	5.67	44.14	63.50	-19.36	AVG
11	29527.0270	48.07	6.05	54.12	83.50	-29.38	Peak
12	29527.0270	37.41	6.05	43.46	63.50	-20.04	AVG

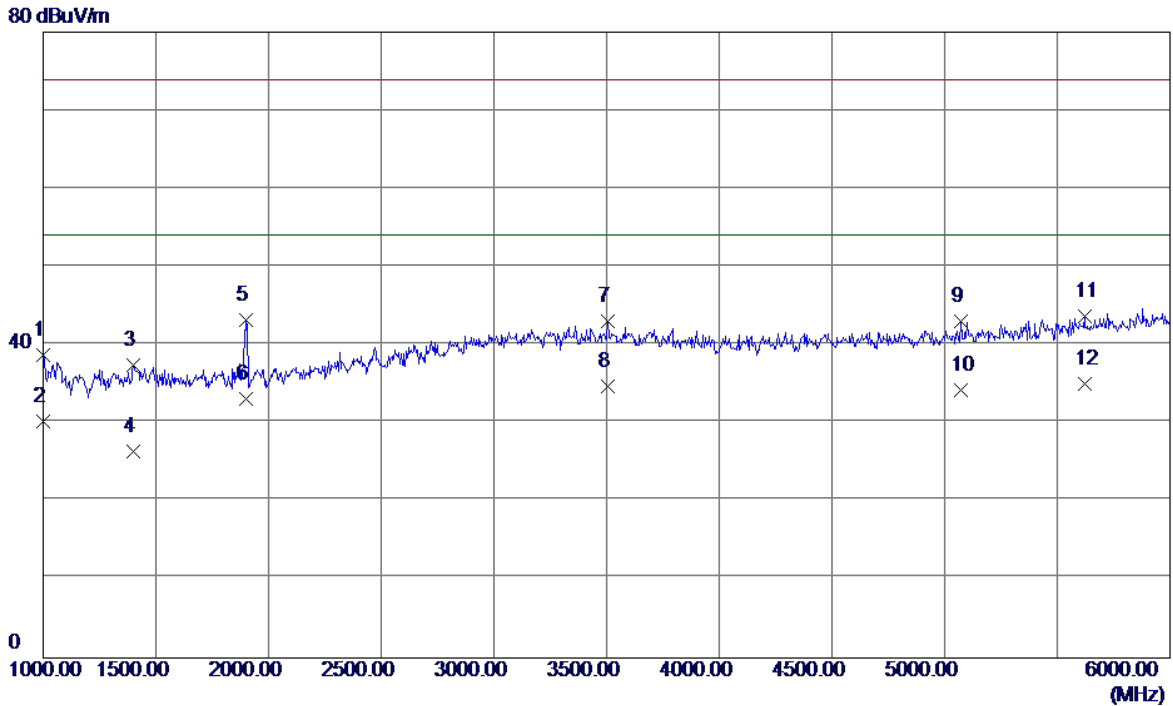
EUT	Smart Phone	Model Name	MHA-L29
Temperature	25°C	Relative Humidity	60%
Test Voltage	AC 120V/60Hz	Polarization	Horizontal
Test Mode	Adapter+Idle+BT+5G WIFI+GPS+Camera on+Earphone		
Note	Adapter:Salcomp(US)+Honglin +Battery: Desay+ Earphone: Lianchuang		
Test Engineer	Kevin Li		

100 dBuV/m



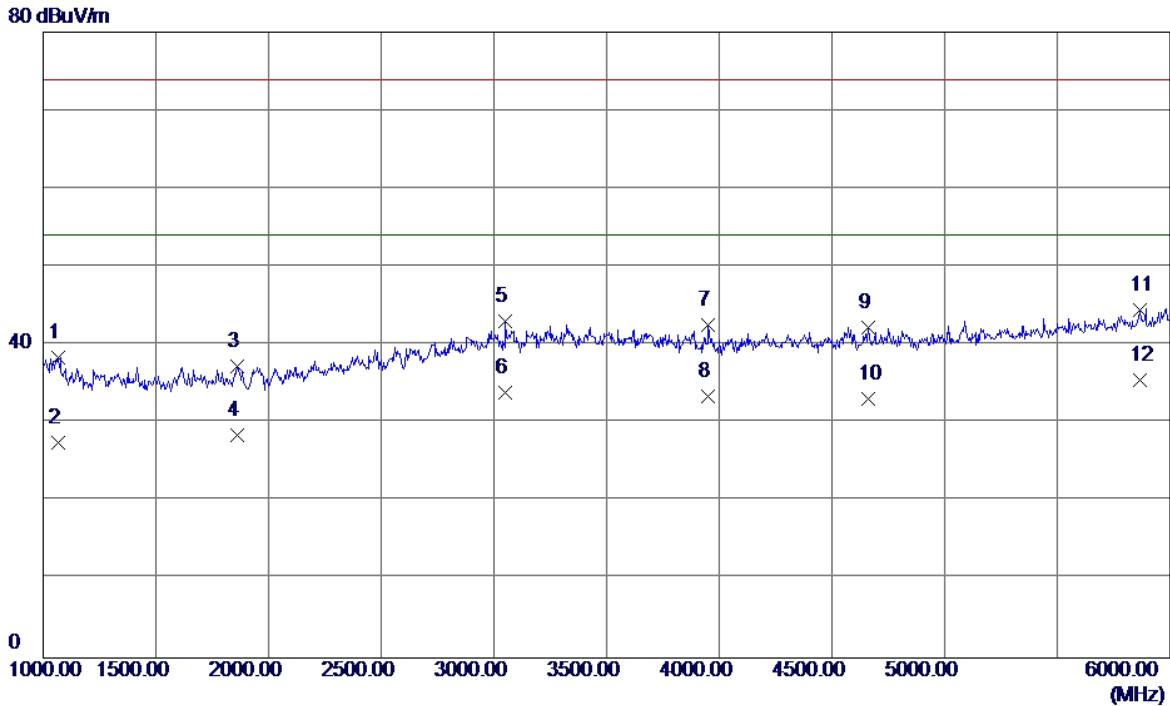
No.	Freq. MHz	Reading Level dBuV/m	Correct Factor dB	Measure ment dBuV/m	Limit dBuV/m	Margin dB	Detector
1	27108.1080	48.44	3.80	52.24	83.50	-31.26	Peak
2	27108.1080	37.59	3.80	41.39	63.50	-22.11	AVG
3	27783.7840	50.28	3.64	53.92	83.50	-29.58	Peak
4	27783.7840	39.58	3.64	43.22	63.50	-20.28	AVG
5	28337.8380	49.97	4.76	54.73	83.50	-28.77	Peak
6	28337.8380	38.15	4.76	42.91	63.50	-20.59	AVG
7	28608.1080	50.21	5.06	55.27	83.50	-28.23	Peak
8	28608.1080	39.63	5.06	44.69	63.50	-18.81	AVG
9	29135.1350	52.84	5.66	58.50	83.50	-25.00	Peak
10	29135.1350	41.52	5.66	47.18	63.50	-16.32	AVG
11	29797.2970	53.03	6.92	59.95	83.50	-23.55	Peak
12 *	29797.2970	42.58	6.92	49.50	63.50	-14.00	AVG

EUT	Smart Phone	Model Name	MHA-L29
Temperature	25°C	Relative Humidity	60%
Test Voltage	AC 120V/60Hz	Polarization	Vertical
Test Mode	Adapter+Idle+Playing+Speaker		
Note	Adapter:Salcomp(US)+Honglin +Battery: Desay		
Test Engineer	Kevin Li		



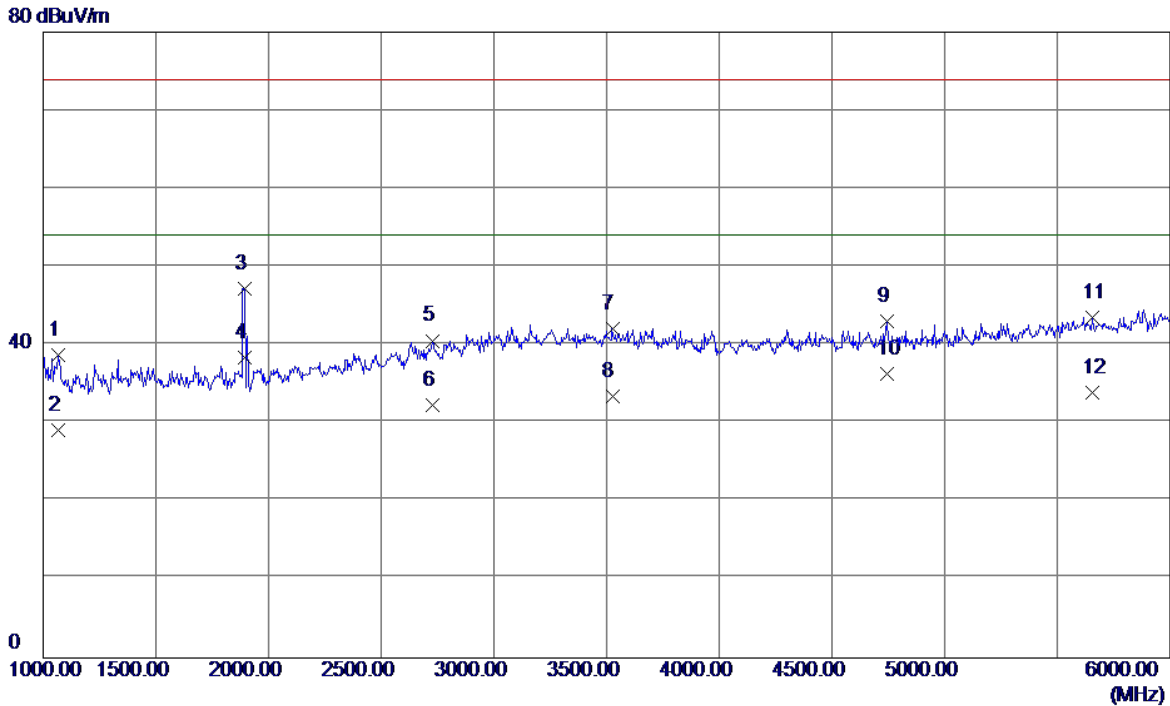
No.	Freq. MHz	Reading Level dBuV/m	Correct Factor dB	Measure ment dBuV/m	Limit dBuV/m	Margin dB	Detector
1	1000.0000	44.16	-5.48	38.68	74.00	-35.32	Peak
2	1000.0000	35.68	-5.48	30.20	54.00	-23.80	AVG
3	1400.0000	41.29	-3.81	37.48	74.00	-36.52	Peak
4	1400.0000	30.24	-3.81	26.43	54.00	-27.57	AVG
5	1897.5000	45.12	-1.90	43.22	74.00	-30.78	Peak
6	1897.5000	34.97	-1.90	33.07	54.00	-20.93	AVG
7	3507.5000	37.58	5.44	43.02	74.00	-30.98	Peak
8	3507.5000	29.35	5.44	34.79	54.00	-19.21	AVG
9	5072.5000	35.37	7.65	43.02	74.00	-30.98	Peak
10	5072.5000	26.55	7.65	34.20	54.00	-19.80	AVG
11	5622.5000	34.08	9.66	43.74	74.00	-30.26	Peak
12 *	5622.5000	25.39	9.66	35.05	54.00	-18.95	AVG

EUT	Smart Phone	Model Name	MHA-L29
Temperature	25°C	Relative Humidity	60%
Test Voltage	AC 120V/60Hz	Polarization	Horizontal
Test Mode	Adapter+Idle+Playing+Speaker		
Note	Adapter:Salcomp(US)+Honglin +Battery: Desay		
Test Engineer	Kevin Li		



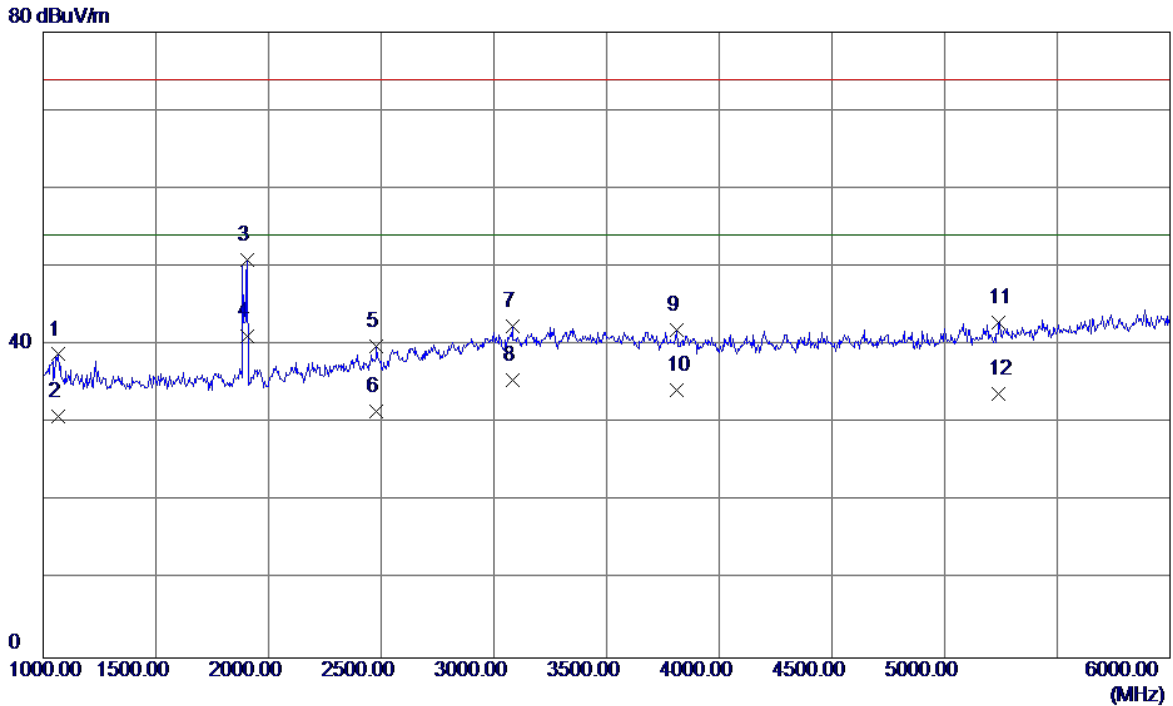
No.	Freq. MHz	Reading Level dBuV/m	Correct Factor dB	Measure ment dBuV/m	Limit dBuV/m	Margin dB	Detector
1	1065.0000	43.58	-5.21	38.37	74.00	-35.63	Peak
2	1065.0000	32.69	-5.21	27.48	54.00	-26.52	AVG
3	1860.0000	39.28	-2.05	37.23	74.00	-36.77	Peak
4	1860.0000	30.49	-2.05	28.44	54.00	-25.56	AVG
5	3052.5000	38.80	4.28	43.08	74.00	-30.92	Peak
6	3052.5000	29.67	4.28	33.95	54.00	-20.05	AVG
7	3950.0000	36.99	5.59	42.58	74.00	-31.42	Peak
8	3950.0000	27.91	5.59	33.50	54.00	-20.50	AVG
9	4660.0000	35.52	6.77	42.29	74.00	-31.71	Peak
10	4660.0000	26.36	6.77	33.13	54.00	-20.87	AVG
11	5867.5000	33.91	10.59	44.50	74.00	-29.50	Peak
12 *	5867.5000	24.97	10.59	35.56	54.00	-18.44	AVG

EUT	Smart Phone	Model Name	MHA-L29
Temperature	25°C	Relative Humidity	60%
Test Voltage	AC 120V/60Hz	Polarization	Vertical
Test Mode	Adapter+Traffic (GSM)+ Earphone		
Note	Adapter:Salcomp(US)+Honglin +Battery: Desay+ Earphone: Lianchuang		
Test Engineer	Kevin Li		



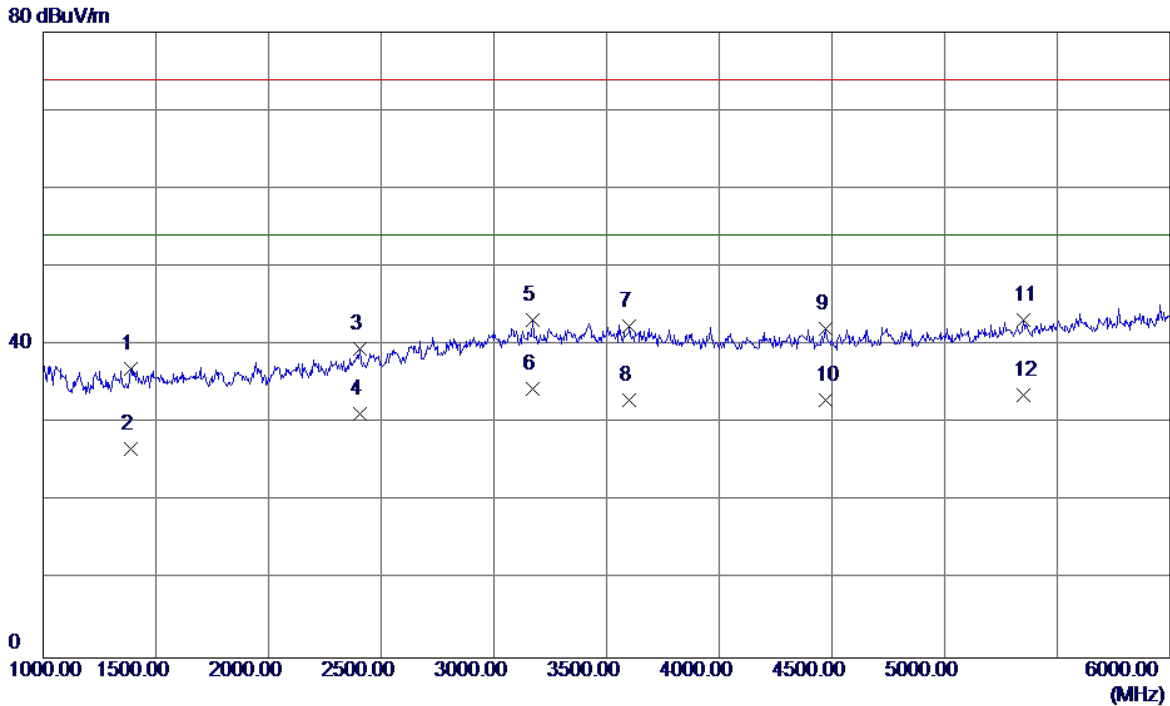
No.	Freq. MHz	Reading Level dBuV/m	Correct Factor dB	Measurement dBuV/m	Limit dBuV/m	Margin dB	Detector
1	1065.0000	43.99	-5.21	38.78	74.00	-35.22	Peak
2	1065.0000	34.26	-5.21	29.05	54.00	-24.95	AVG
3	1892.5000	49.15	-1.92	47.23	74.00	-26.77	Peak
4 *	1892.5000	40.34	-1.92	38.42	54.00	-15.58	AVG
5	2727.5000	38.05	2.51	40.56	74.00	-33.44	Peak
6	2727.5000	29.85	2.51	32.36	54.00	-21.64	AVG
7	3525.0000	36.63	5.44	42.07	74.00	-31.93	Peak
8	3525.0000	27.94	5.44	33.38	54.00	-20.62	AVG
9	4742.5000	36.06	6.92	42.98	74.00	-31.02	Peak
10	4742.5000	29.36	6.92	36.28	54.00	-17.72	AVG
11	5655.0000	33.81	9.78	43.59	74.00	-30.41	Peak
12	5655.0000	24.18	9.78	33.96	54.00	-20.04	AVG

EUT	Smart Phone	Model Name	MHA-L29
Temperature	25°C	Relative Humidity	60%
Test Voltage	AC 120V/60Hz	Polarization	Horizontal
Test Mode	Adapter+Traffic (GSM)+ Earphone		
Note	Adapter:Salcomp(US)+Honglin +Battery: Desay+ Earphone: Lianchuang		
Test Engineer	Kevin Li		



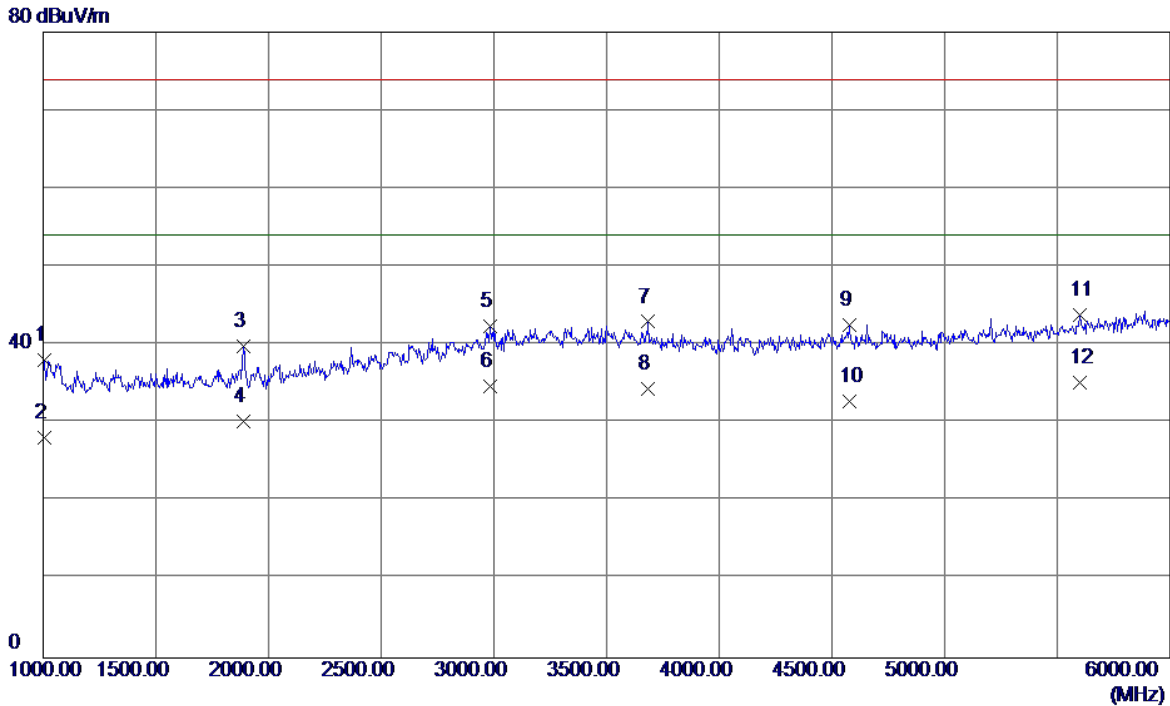
No.	Freq. MHz	Reading Level dBuV/m	Correct Factor dB	Measure ment dBuV/m	Limit dBuV/m	Margin dB	Detector
1	1065.0000	44.01	-5.21	38.80	74.00	-35.20	Peak
2	1065.0000	36.16	-5.21	30.95	54.00	-23.05	AVG
3	1905.0000	52.75	-1.88	50.87	74.00	-23.13	Peak
4 *	1905.0000	42.96	-1.88	41.08	54.00	-12.92	AVG
5	2480.0000	38.81	1.05	39.86	74.00	-34.14	Peak
6	2480.0000	30.47	1.05	31.52	54.00	-22.48	AVG
7	3082.5000	38.10	4.35	42.45	74.00	-31.55	Peak
8	3082.5000	31.21	4.35	35.56	54.00	-18.44	AVG
9	3810.0000	36.43	5.54	41.97	74.00	-32.03	Peak
10	3810.0000	28.69	5.54	34.23	54.00	-19.77	AVG
11	5240.0000	34.64	8.26	42.90	74.00	-31.10	Peak
12	5240.0000	25.43	8.26	33.69	54.00	-20.31	AVG

EUT	Smart Phone	Model Name	MHA-L29
Temperature	25°C	Relative Humidity	60%
Test Voltage	AC 120V/60Hz	Polarization	Vertical
Test Mode	Adapter+Traffic (WCDMA)		
Note	Adapter:Salcomp(US)+Honglin +Battery: Desay		
Test Engineer	Kevin Li		



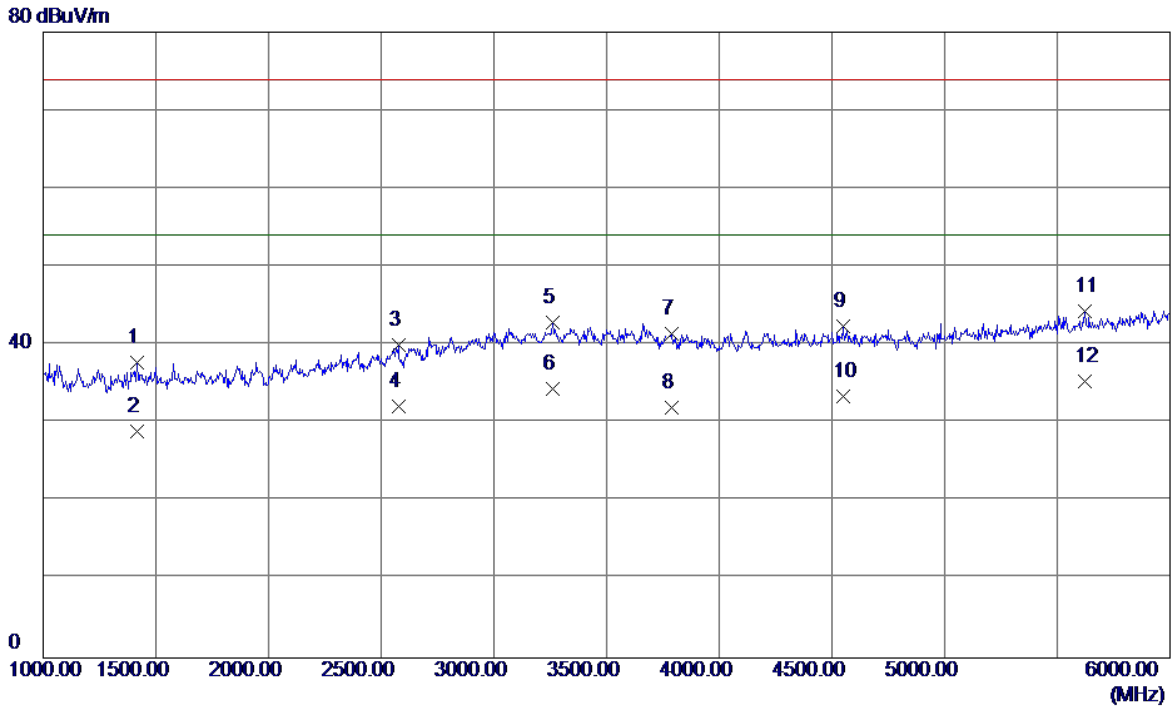
No.	Freq. MHz	Reading Level dBuV/m	Correct Factor dB	Measurement dBuV/m	Limit dBuV/m	Margin dB	Detector
1	1387.5000	40.88	-3.86	37.02	74.00	-36.98	Peak
2	1387.5000	30.61	-3.86	26.75	54.00	-27.25	AVG
3	2407.5000	38.90	0.66	39.56	74.00	-34.44	Peak
4	2407.5000	30.54	0.66	31.20	54.00	-22.80	AVG
5	3170.0000	38.68	4.58	43.26	74.00	-30.74	Peak
6 *	3170.0000	29.86	4.58	34.44	54.00	-19.56	AVG
7	3602.5000	36.88	5.47	42.35	74.00	-31.65	Peak
8	3602.5000	27.50	5.47	32.97	54.00	-21.03	AVG
9	4472.5000	35.63	6.44	42.07	74.00	-31.93	Peak
10	4472.5000	26.55	6.44	32.99	54.00	-21.01	AVG
11	5350.0000	34.51	8.65	43.16	74.00	-30.84	Peak
12	5350.0000	24.97	8.65	33.62	54.00	-20.38	AVG

EUT	Smart Phone	Model Name	MHA-L29
Temperature	25°C	Relative Humidity	60%
Test Voltage	AC 120V/60Hz	Polarization	Horizontal
Test Mode	Adapter+Traffic (WCDMA)		
Note	Adapter:Salcomp(US)+Honglin +Battery: Desay		
Test Engineer	Kevin Li		



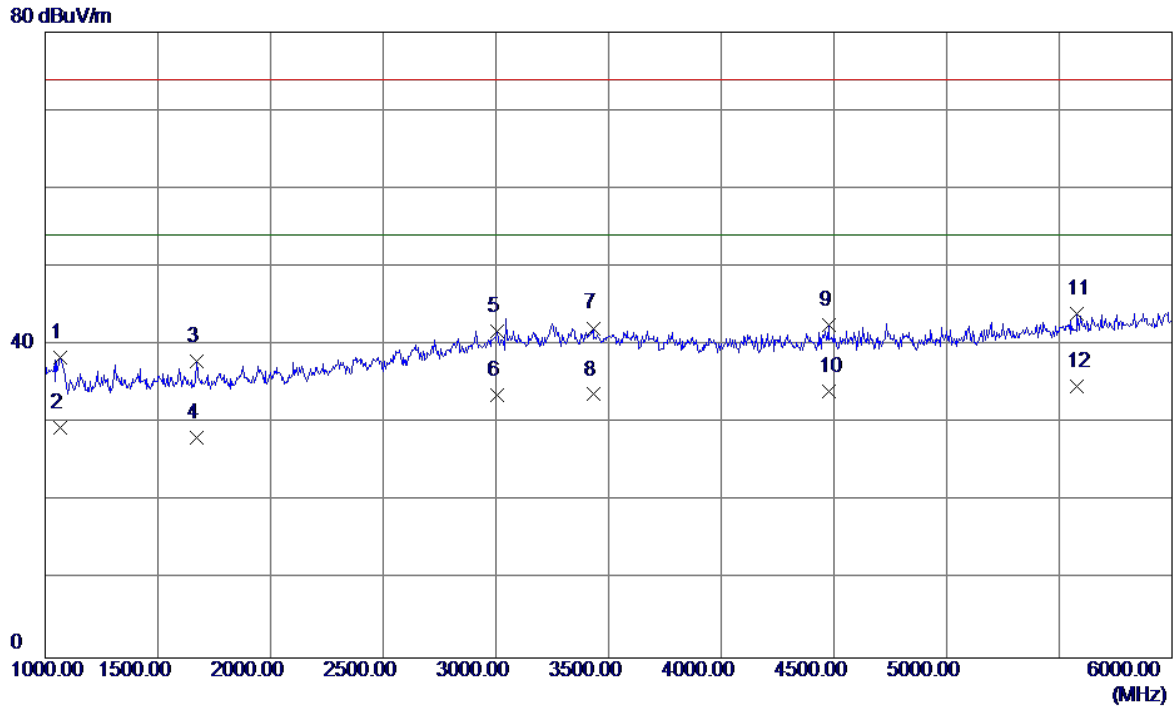
No.	Freq. MHz	Reading Level dBuV/m	Correct Factor dB	Measure ment dBuV/m	Limit dBuV/m	Margin dB	Detector
1	1005.0000	43.53	-5.46	38.07	74.00	-35.93	Peak
2	1005.0000	33.68	-5.46	28.22	54.00	-25.78	AVG
3	1887.5000	41.79	-1.94	39.85	74.00	-34.15	Peak
4	1887.5000	32.15	-1.94	30.21	54.00	-23.79	AVG
5	2982.5000	38.32	4.04	42.36	74.00	-31.64	Peak
6	2982.5000	30.72	4.04	34.76	54.00	-19.24	AVG
7	3685.0000	37.46	5.50	42.96	74.00	-31.04	Peak
8	3685.0000	28.94	5.50	34.44	54.00	-19.56	AVG
9	4577.5000	35.97	6.63	42.60	74.00	-31.40	Peak
10	4577.5000	26.23	6.63	32.86	54.00	-21.14	AVG
11	5602.5000	34.28	9.58	43.86	74.00	-30.14	Peak
12 *	5602.5000	25.66	9.58	35.24	54.00	-18.76	AVG

EUT	Smart Phone	Model Name	MHA-L29
Temperature	25°C	Relative Humidity	60%
Test Voltage	AC 120V/60Hz	Polarization	Vertical
Test Mode	Adapter+Traffic (LTE)		
Note	Adapter:Salcomp(US)+Honglin +Battery: Desay		
Test Engineer	Kevin Li		



No.	Freq. MHz	Reading Level dBuV/m	Correct Factor dB	Measure ment dBuV/m	Limit dBuV/m	Margin dB	Detector
1	1417.5000	41.45	-3.74	37.71	74.00	-36.29	Peak
2	1417.5000	32.65	-3.74	28.91	54.00	-25.09	AVG
3	2577.5000	38.42	1.62	40.04	74.00	-33.96	Peak
4	2577.5000	30.47	1.62	32.09	54.00	-21.91	AVG
5	3260.0000	38.09	4.81	42.90	74.00	-31.10	Peak
6	3260.0000	29.63	4.81	34.44	54.00	-19.56	AVG
7	3790.0000	35.86	5.54	41.40	74.00	-32.60	Peak
8	3790.0000	26.41	5.54	31.95	54.00	-22.05	AVG
9	4547.5000	35.85	6.57	42.42	74.00	-31.58	Peak
10	4547.5000	26.89	6.57	33.46	54.00	-20.54	AVG
11	5622.5000	34.68	9.66	44.34	74.00	-29.66	Peak
12 *	5622.5000	25.67	9.66	35.33	54.00	-18.67	AVG

EUT	Smart Phone	Model Name	MHA-L29
Temperature	25°C	Relative Humidity	60%
Test Voltage	AC 120V/60Hz	Polarization	Horizontal
Test Mode	Adapter+Traffic (LTE)		
Note	Adapter:Salcomp(US)+Honglin +Battery: Desay		
Test Engineer	Kevin Li		



No.	Freq. MHz	Reading Level dBuV/m	Correct Factor dB	Measure ment dBuV/m	Limit dBuV/m	Margin dB	Detector
1	1065.0000	43.61	-5.21	38.40	74.00	-35.60	Peak
2	1065.0000	34.62	-5.21	29.41	54.00	-24.59	AVG
3	1672.5000	40.60	-2.75	37.85	74.00	-36.15	Peak
4	1672.5000	30.85	-2.75	28.10	54.00	-25.90	AVG
5	3005.0000	37.65	4.15	41.80	74.00	-32.20	Peak
6	3005.0000	29.42	4.15	33.57	54.00	-20.43	AVG
7	3432.5000	36.90	5.26	42.16	74.00	-31.84	Peak
8	3432.5000	28.42	5.26	33.68	54.00	-20.32	AVG
9	4477.5000	36.14	6.45	42.59	74.00	-31.41	Peak
10	4477.5000	27.68	6.45	34.13	54.00	-19.87	AVG
11	5580.0000	34.47	9.50	43.97	74.00	-30.03	Peak
12 *	5580.0000	25.29	9.50	34.79	54.00	-19.21	AVG