

LTE Band 2_1.4M					
QPSK			16QAM		
Channel	Frequency (MHz)	99% Occupied Bandwidth (MHz)	Channel	Frequency (MHz)	99% Occupied Bandwidth (MHz)
18607	1850.7	1.0905	18607	1850.7	1.0884
18900	1880	1.0882	18900	1880	1.0844
19193	1909.3	1.0913	19193	1909.3	1.0917
Channel	Frequency (MHz)	26dB Bandwidth (MHz)	Channel	Frequency (MHz)	26dB Bandwidth (MHz)
18607	1850.7	1.2330	18607	1850.7	1.2310
18900	1880	1.2280	18900	1880	1.2300
19193	1909.3	1.2320	19193	1909.3	1.2400

Spectrum Plot

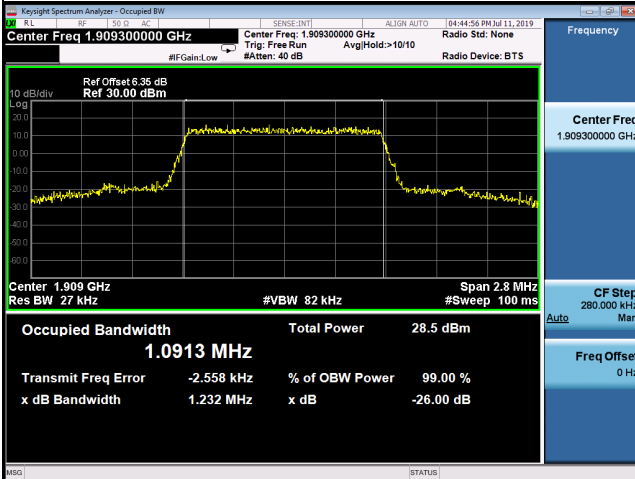
QPSK-18607



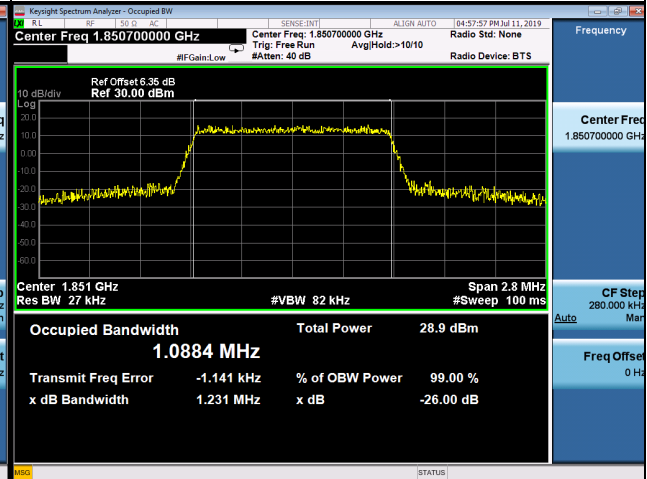
QPSK-18900



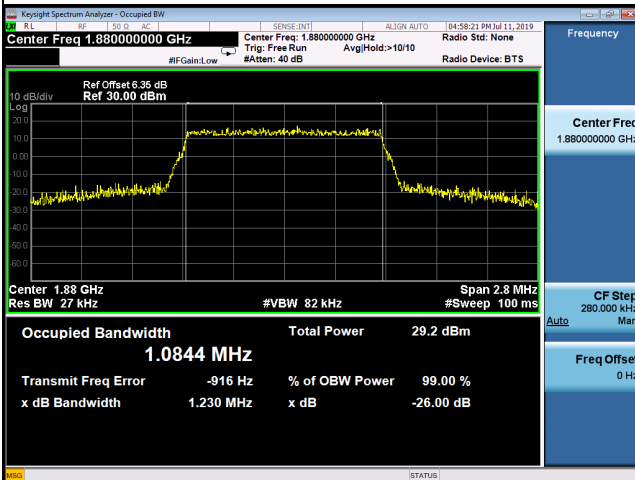
QPSK-19193



16QAM-18607



16QAM-18900



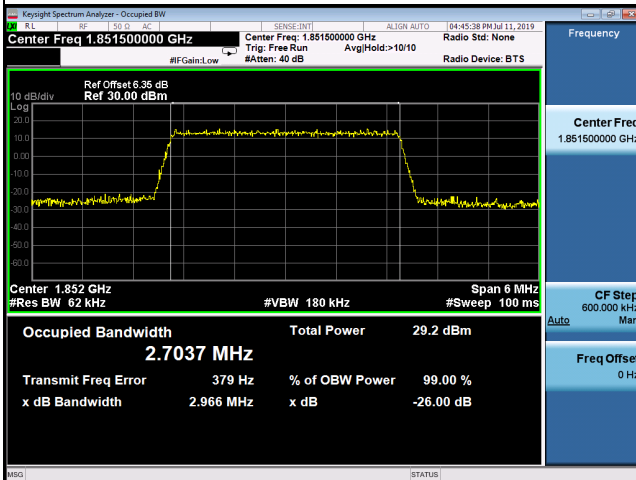
16QAM-19193



LTE Band 2_3M					
QPSK			16QAM		
Channel	Frequency (MHz)	99% Occupied Bandwidth (MHz)	Channel	Frequency (MHz)	99% Occupied Bandwidth (MHz)
18615	1851.5	2.7037	18615	1851.5	2.7030
18900	1880	2.6985	18900	1880	2.6930
19185	1908.5	2.6995	19185	1908.5	2.6991
Channel	Frequency (MHz)	26dB Bandwidth (MHz)	Channel	Frequency (MHz)	26dB Bandwidth (MHz)
18615	1851.5	2.9660	18615	1851.5	2.9530
18900	1880	2.9790	18900	1880	2.9570
19185	1908.5	2.9690	19185	1908.5	2.9690

Spectrum Plot

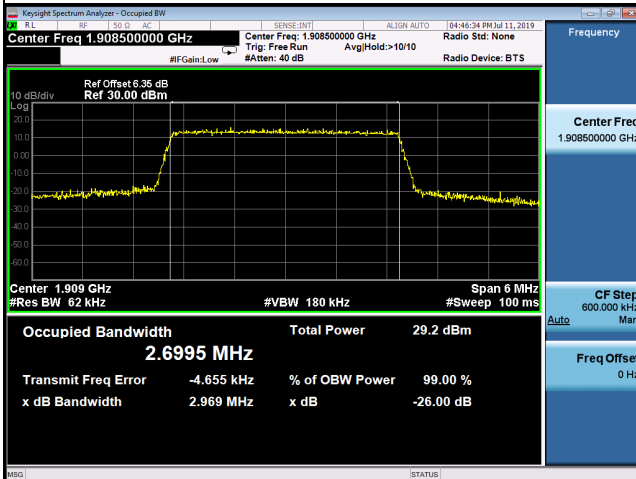
QPSK-18615



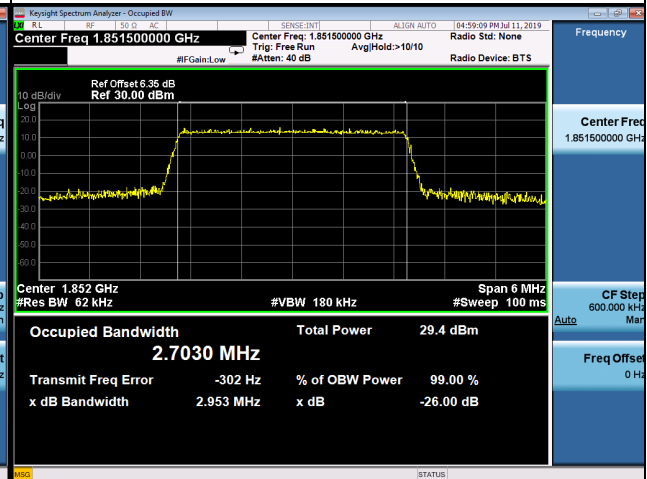
QPSK-18900



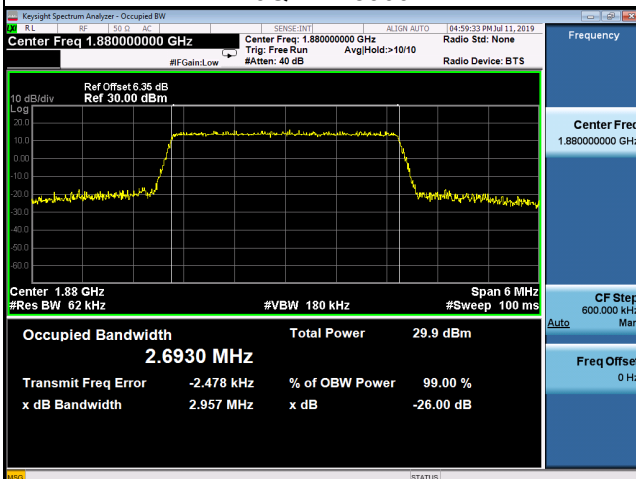
QPSK-19185



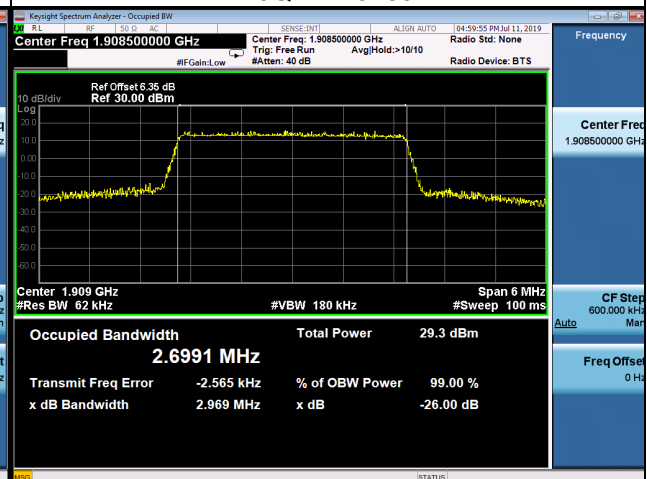
16QAM-18615



16QAM-18900



16QAM-19185



LTE Band 2_5M					
QPSK			16QAM		
Channel	Frequency (MHz)	99% Occupied Bandwidth (MHz)	Channel	Frequency (MHz)	99% Occupied Bandwidth (MHz)
18625	1852.5	4.5083	18625	1852.5	4.5061
18900	1880	4.4922	18900	1880	4.5055
19175	1907.5	4.4966	19175	1907.5	4.9320
Channel	Frequency (MHz)	26dB Bandwidth (MHz)	Channel	Frequency (MHz)	26dB Bandwidth (MHz)
18625	1852.5	4.9470	18625	1852.5	4.9530
18900	1880	4.9790	18900	1880	4.9370
19175	1907.5	4.9320	19175	1907.5	4.9410

Spectrum Plot

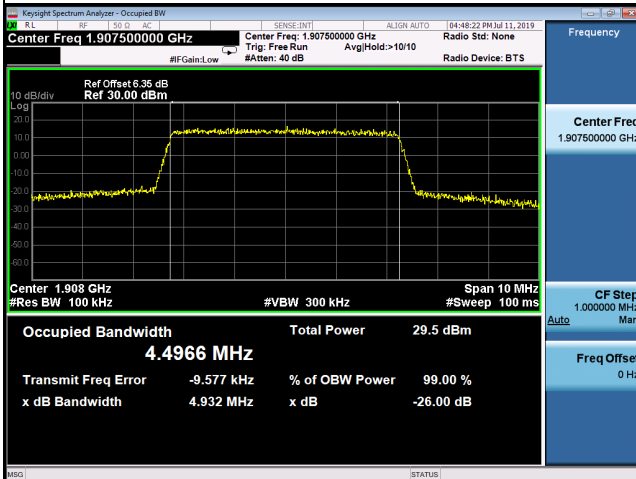
QPSK-18625



QPSK-18900



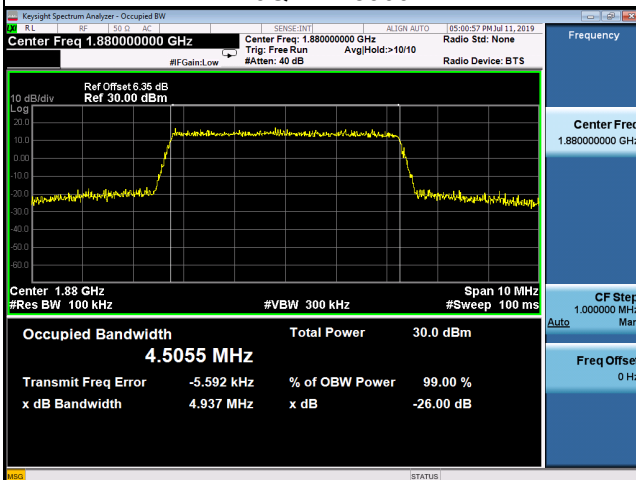
QPSK-19175



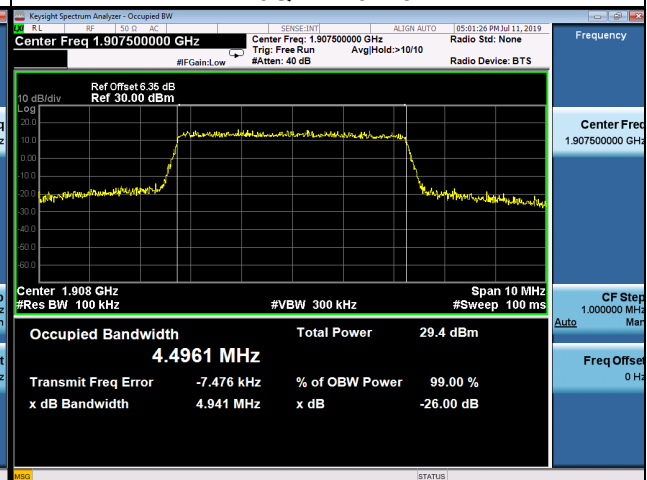
16QAM-18625



16QAM-18900



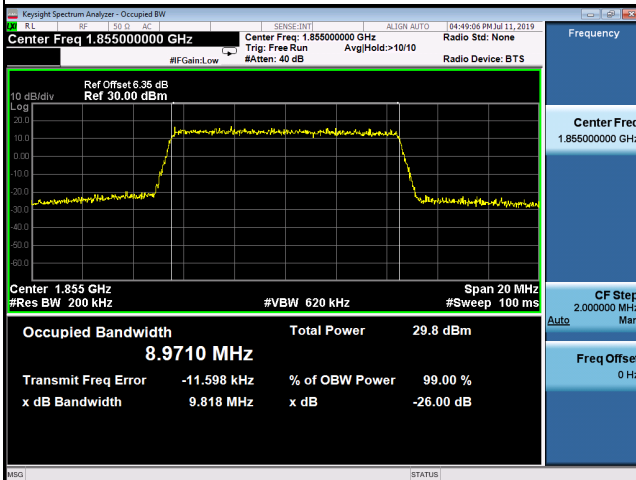
16QAM-19175



LTE Band 2_10M					
QPSK			16QAM		
Channel	Frequency (MHz)	99% Occupied Bandwidth (MHz)	Channel	Frequency (MHz)	99% Occupied Bandwidth (MHz)
18650	1855	8.9710	18650	1855	8.9871
18900	1880	8.9853	18900	1880	8.9870
19150	1905	8.9687	19150	1905	8.9683
Channel	Frequency (MHz)	26dB Bandwidth (MHz)	Channel	Frequency (MHz)	26dB Bandwidth (MHz)
18650	1855	9.8180	18650	1855	9.8600
18900	1880	9.8040	18900	1880	9.8690
19150	1905	9.9030	19150	1905	9.7930

Spectrum Plot

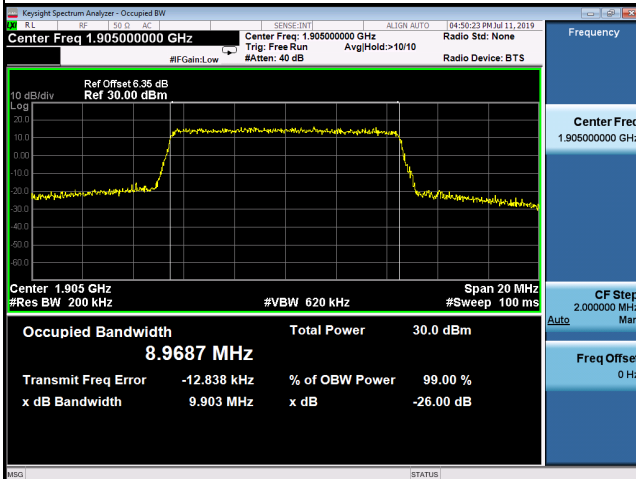
QPSK-18650



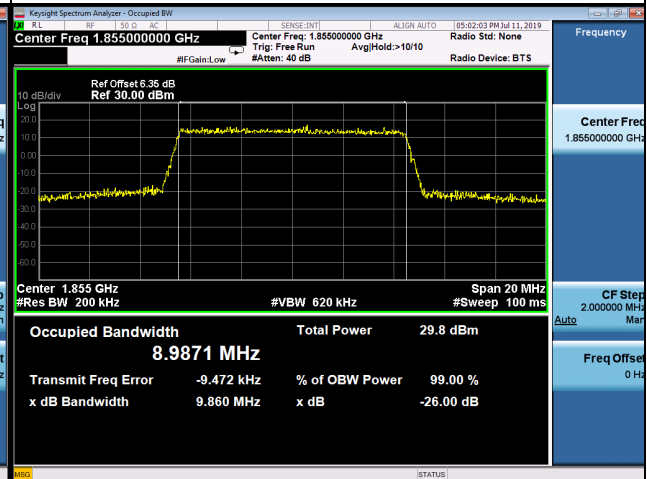
QPSK-18900



QPSK-19150



16QAM-18650



16QAM-18900



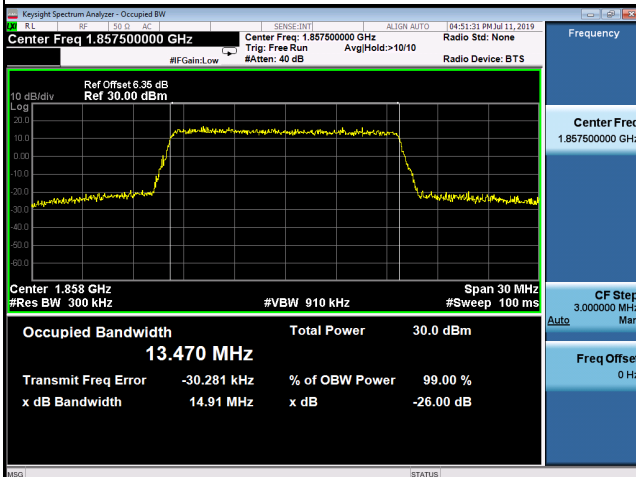
16QAM-19150



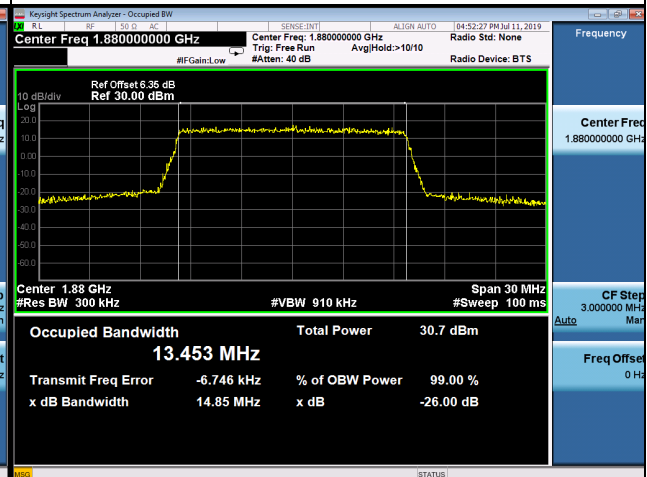
LTE Band 2_15M					
QPSK			16QAM		
Channel	Frequency (MHz)	99% Occupied Bandwidth (MHz)	Channel	Frequency (MHz)	99% Occupied Bandwidth (MHz)
18675	1857.5	13.4700	18675	1857.5	13.4750
18900	1880	13.4530	18900	1880	13.4710
19125	1902.5	13.4400	19125	1902.5	13.4640
Channel	Frequency (MHz)	26dB Bandwidth (MHz)	Channel	Frequency (MHz)	26dB Bandwidth (MHz)
18675	1857.5	14.9100	18675	1857.5	14.9300
18900	1880	14.8500	18900	1880	14.8700
19125	1902.5	14.9200	19125	1902.5	14.9400

Spectrum Plot

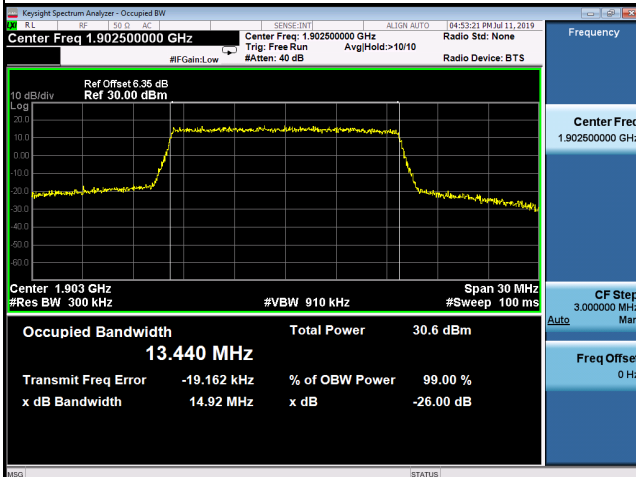
QPSK-18675



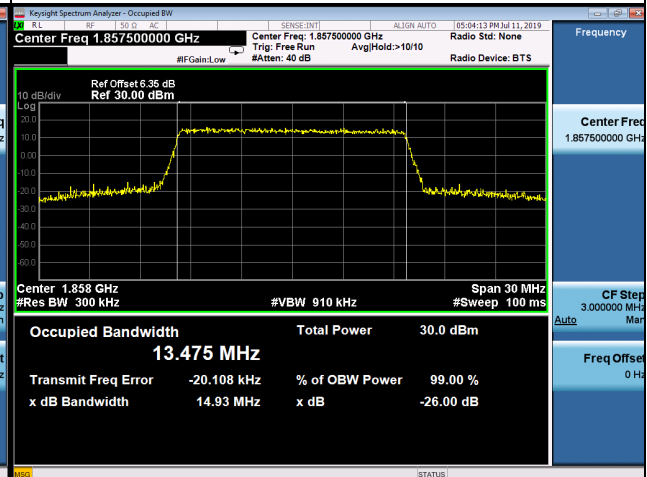
QPSK-18900



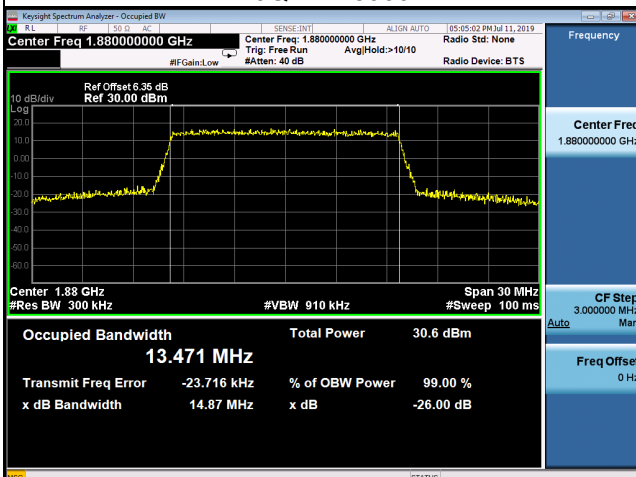
QPSK-19125



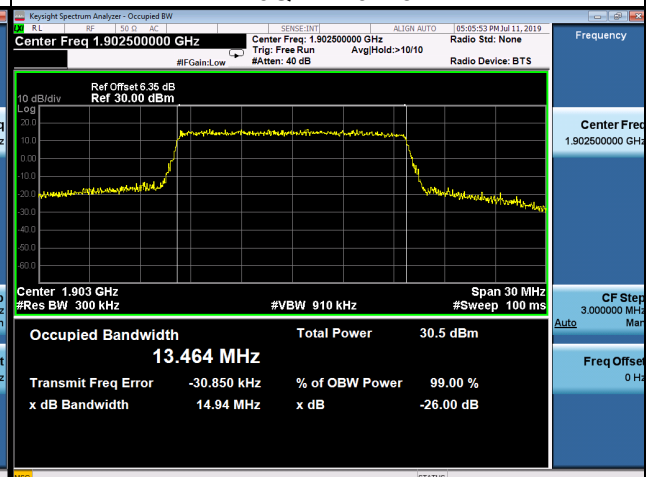
16QAM-18675



16QAM-18900

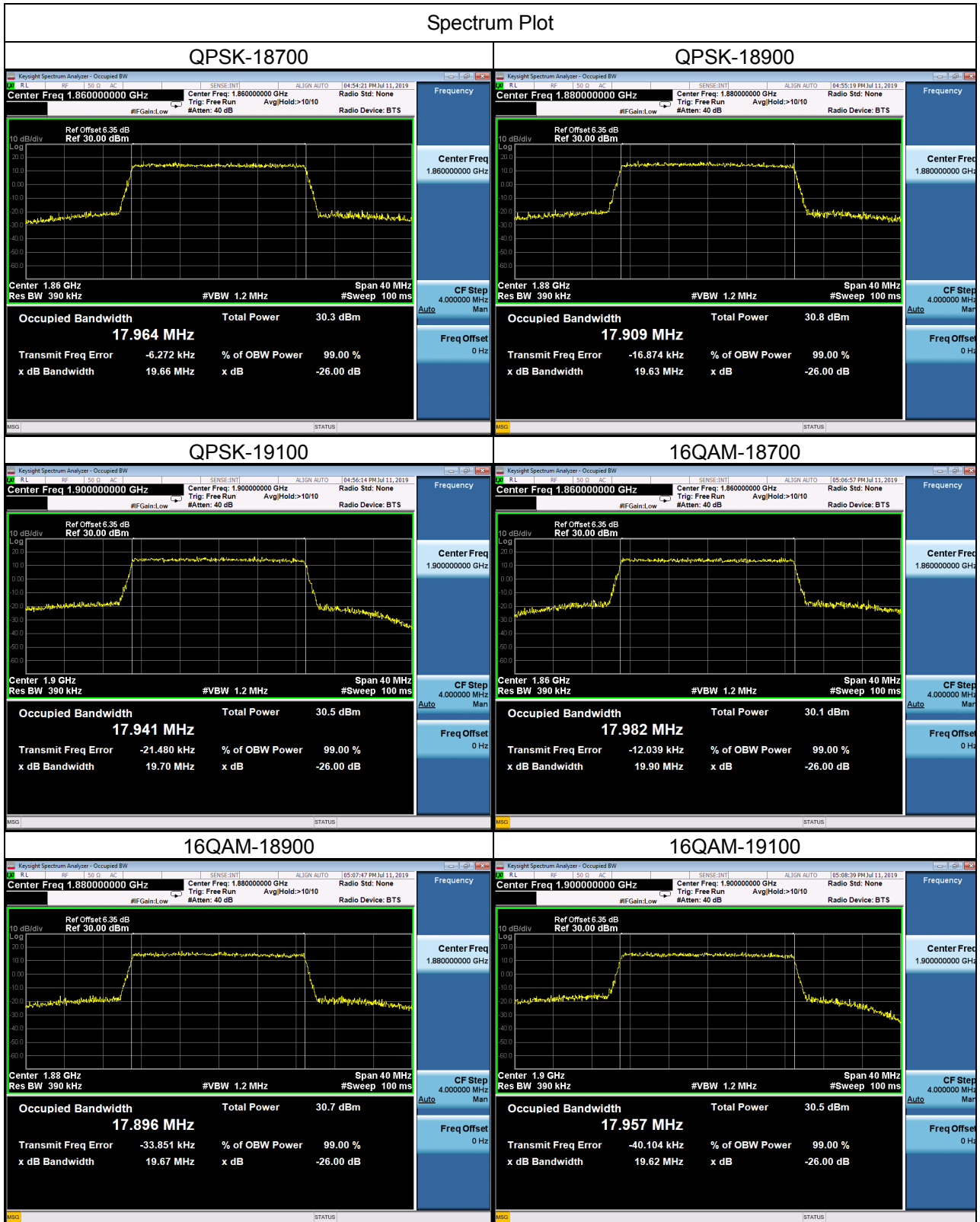


16QAM-19125



LTE Band 2_20M					
QPSK			16QAM		
Channel	Frequency (MHz)	99% Occupied Bandwidth (MHz)	Channel	Frequency (MHz)	99% Occupied Bandwidth (MHz)
18700	1860	17.9640	18700	1860	17.9820
18900	1880	17.9090	18900	1880	17.8960
19100	1900	17.9410	19100	1900	17.9570
Channel	Frequency (MHz)	26dB Bandwidth (MHz)	Channel	Frequency (MHz)	26dB Bandwidth (MHz)
18700	1860	19.6600	18700	1860	19.9000
18900	1880	19.6300	18900	1880	19.6700
19100	1900	19.7000	19100	1900	19.6200

Spectrum Plot



APPENDIX C - CONDUCTED EMISSIONS

PCS1900			
GSM		GSM	
Channel	Frequency(MHz)	Channel	Frequency(MHz)
661	1880	661	1880
GSM		EDGE	
Channel	Frequency(MHz)	Channel	Frequency(MHz)
661	1880	661	1880
EDGE		EDGE	
Channel	Frequency(MHz)	Channel	Frequency(MHz)
661	1880	661	1880

WCDMA Band II

Channel	Frequency(MHz)	Channel	Frequency(MHz)
9400	1880	9400	1880
<p>Date: 15.JUL.2019 19:10:57</p>		<p>Date: 15.JUL.2019 19:45:20</p>	
Channel	Frequency(MHz)	-	-
9400	1880	-	-
<p>Date: 15.JUL.2019 20:19:38</p>		-	

LTE Band 2_1.4M

Channel	Frequency(MHz)	Channel	Frequency(MHz)
18900	1880	18900	1880
Channel	Frequency(MHz)	-	-
18900	1880	-	-
		-	

LTE Band 2_5M

Channel	Frequency(MHz)	Channel	Frequency(MHz)
18900	1880	18900	1880
Channel	Frequency(MHz)	-	-
18900	1880	-	-
		-	

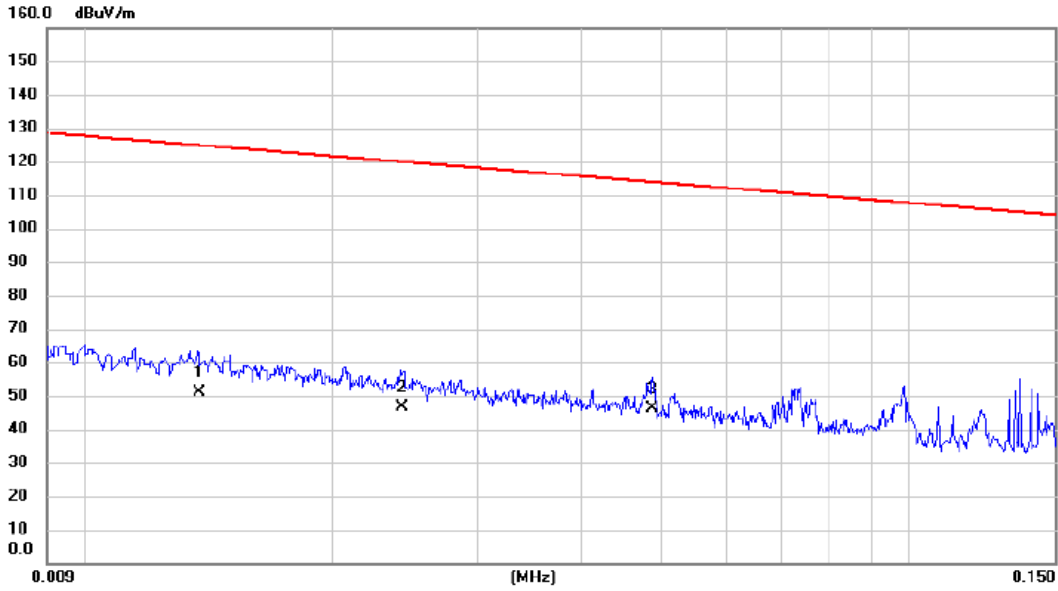
LTE Band 2_20M

Channel	Frequency(MHz)	Channel	Frequency(MHz)
18900	1880	18900	1880
Channel	Frequency(MHz)	-	-
18900	1880	-	-
		-	

APPENDIX D - RADIATED EMISSION (9KHZ TO 30MHZ)

Test Mode: TX Mode

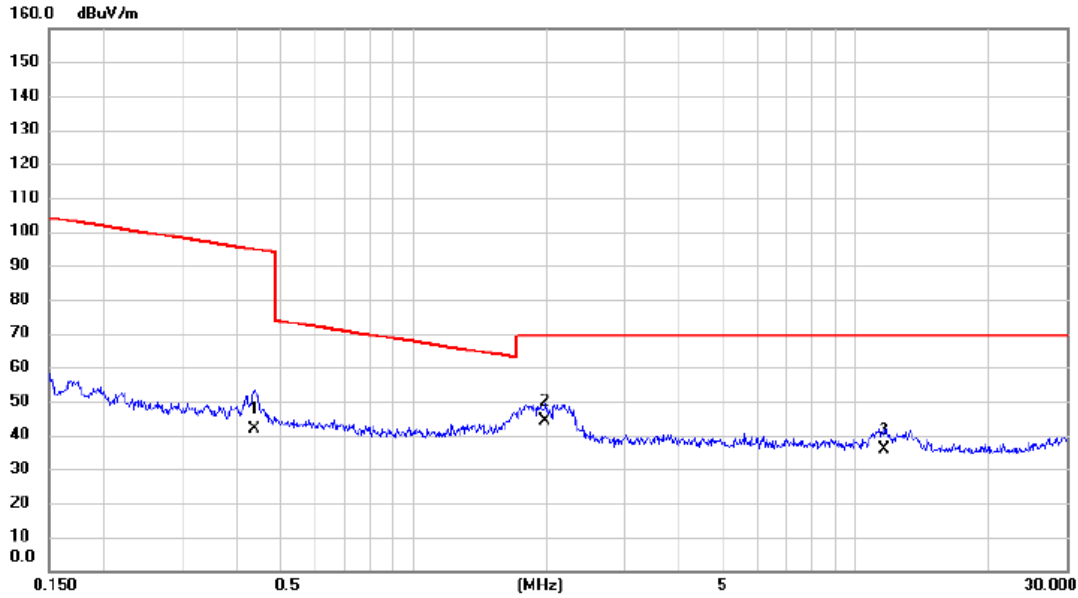
Ant 0°



No.	Mk.	Freq. MHz	Reading Level dBuV	Correct Factor dB	Measure- ment dBuV/m	Limit dBuV/m	Margin dB	Detector	Comment
1		0.0138	35.40	15.68	51.08	124.81	-73.73	AVG	
2		0.0243	32.90	13.83	46.73	119.89	-73.16	AVG	
3	*	0.0488	32.30	13.93	46.23	113.84	-67.61	AVG	

Test Mode: TX Mode

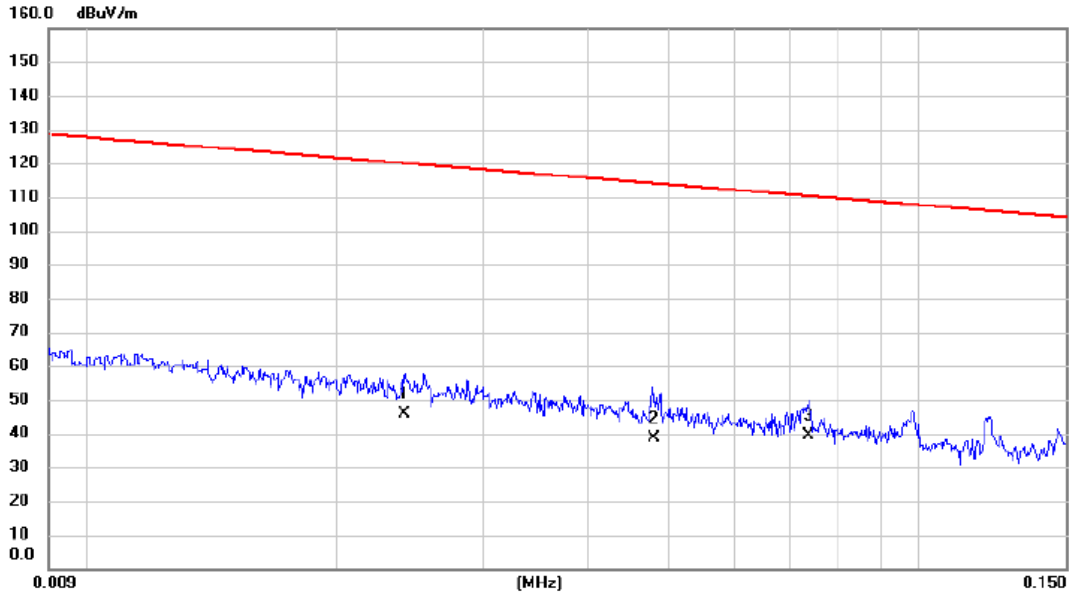
Ant 0°



No.	Mk.	Freq. MHz	Reading Level dBuV	Correct Factor dB	Measure- ment dBuV/m	Limit dBuV/m	Margin dB	Detector	Comment
1		0.4374	28.60	13.21	41.81	94.79	-52.98	AVG	
2	*	1.9906	32.40	11.82	44.22	69.54	-25.32	QP	
3		11.6208	24.30	11.61	35.91	69.54	-33.63	QP	

Test Mode: TX Mode

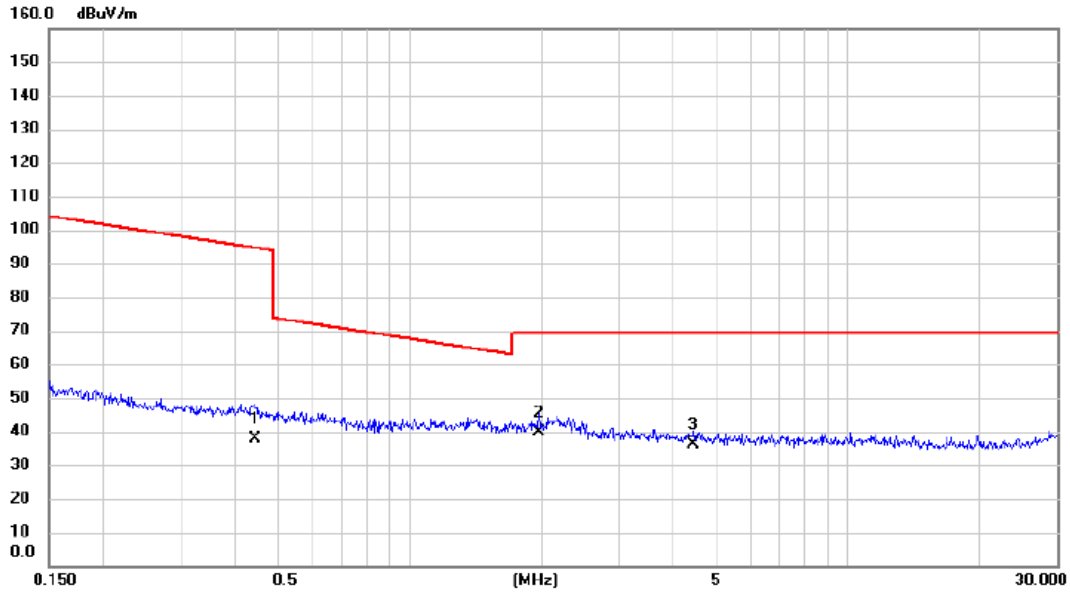
Ant 90°



No.	Mk.	Freq. MHz	Reading Level dBuV	Correct Factor dB	Measure- ment dBuV/m	Limit dBuV/m	Margin dB	Detector	Comment
1		0.0241	31.80	13.83	45.63	119.96	-74.33	AVG	
2		0.0480	24.60	13.92	38.52	113.98	-75.46	AVG	
3	*	0.0738	25.90	13.55	39.45	110.24	-70.79	AVG	

Test Mode: TX Mode

Ant 90°

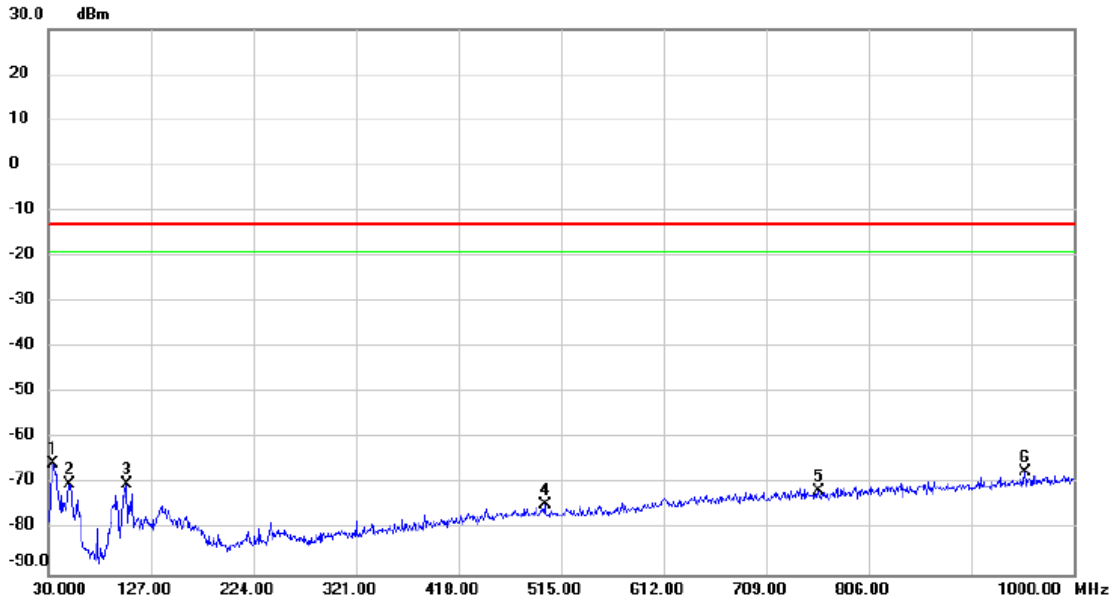


No.	Mk.	Freq. MHz	Reading Level dBuV	Correct Factor dB	Measure- ment dBuV/m	Limit dBuV/m	Margin dB	Detector	Comment
1		0.4421	24.80	13.20	38.00	94.69	-56.69	AVG	
2	*	1.9697	27.90	11.83	39.73	69.54	-29.81	QP	
3		4.4540	25.30	10.90	36.20	69.54	-33.34	QP	

APPENDIX E - RADIATED EMISSION (30MHZ TO 1GHZ)

Test Mode: PCS1900_TX CH661_GSM

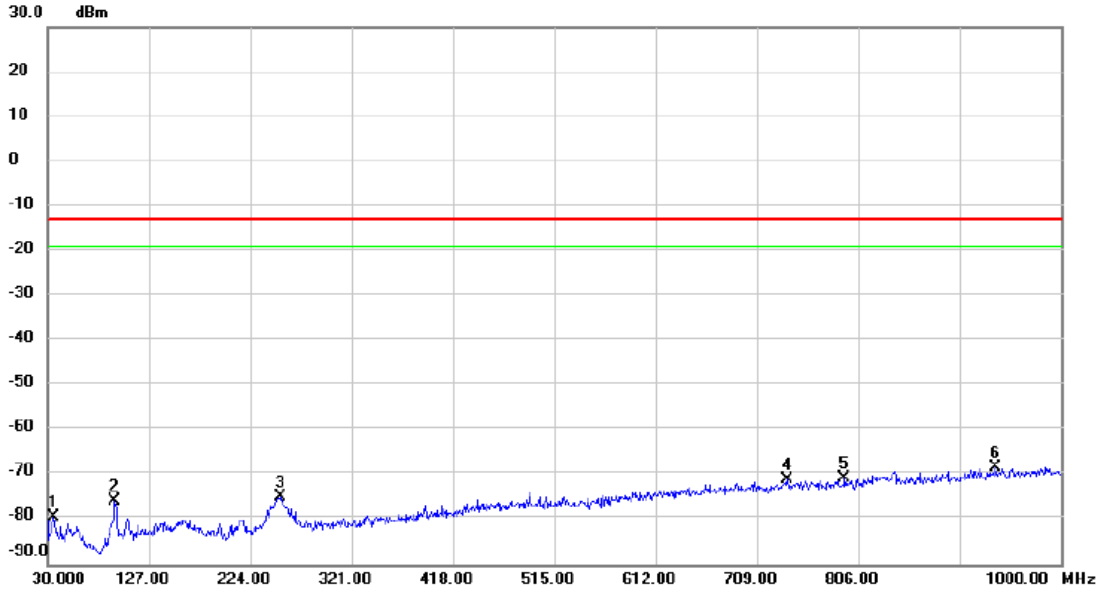
Vertical



No.	Mk.	Freq. MHz	Reading Level dBm	Correct Factor dB	Measure- ment dBm	Limit dBm	Margin dB	Detector	Comment
1	*	34.850	-50.54	-14.92	-65.46	-13.00	-52.46	peak	
2		50.370	-56.02	-13.89	-69.91	-13.00	-56.91	peak	
3		103.720	-55.08	-14.96	-70.04	-13.00	-57.04	peak	
4		499.965	-66.91	-7.68	-74.59	-13.00	-61.59	peak	
5		758.470	-67.91	-3.55	-71.46	-13.00	-58.46	peak	
6		953.925	-66.65	-0.72	-67.37	-13.00	-54.37	peak	

Test Mode: PCS1900_TX CH661_GSM

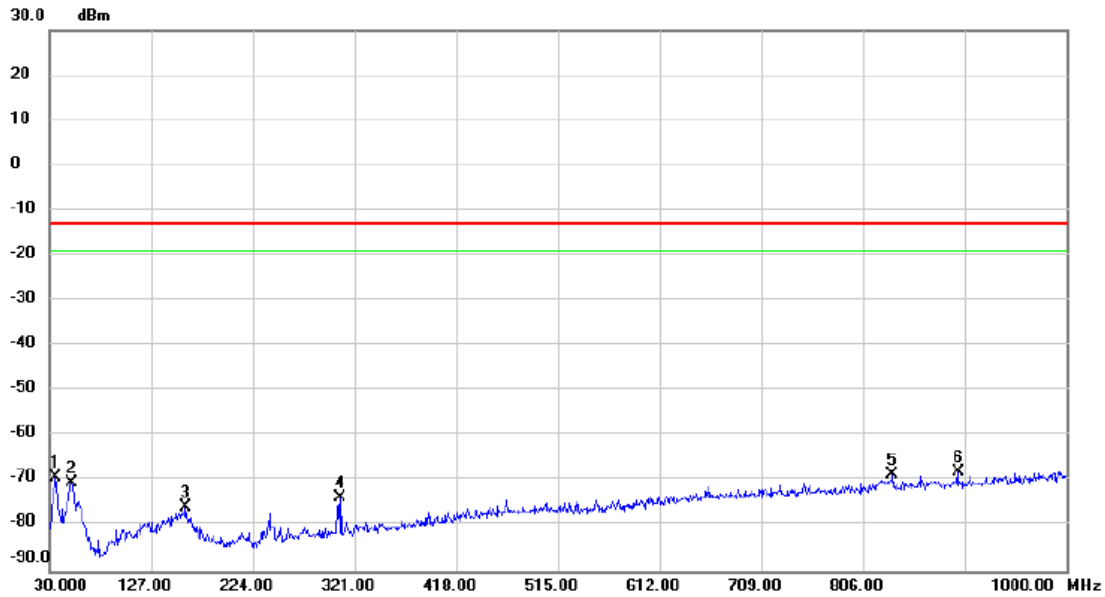
Horizontal



No.	Mk.	Freq. MHz	Reading Level dBm	Correct Factor dB	Measure- ment dBm	Limit dBm	Margin dB	Detector	Comment
1		35.820	-64.74	-14.67	-79.41	-13.00	-66.41	peak	
2		94.020	-60.05	-15.66	-75.71	-13.00	-62.71	peak	
3		253.100	-61.47	-13.39	-74.86	-13.00	-61.86	peak	
4		738.100	-67.23	-3.74	-70.97	-13.00	-57.97	peak	
5		792.905	-67.46	-3.10	-70.56	-13.00	-57.56	peak	
6	*	937.435	-67.16	-1.06	-68.22	-13.00	-55.22	peak	

Test Mode: PCS1900_TX CH661_EDGE

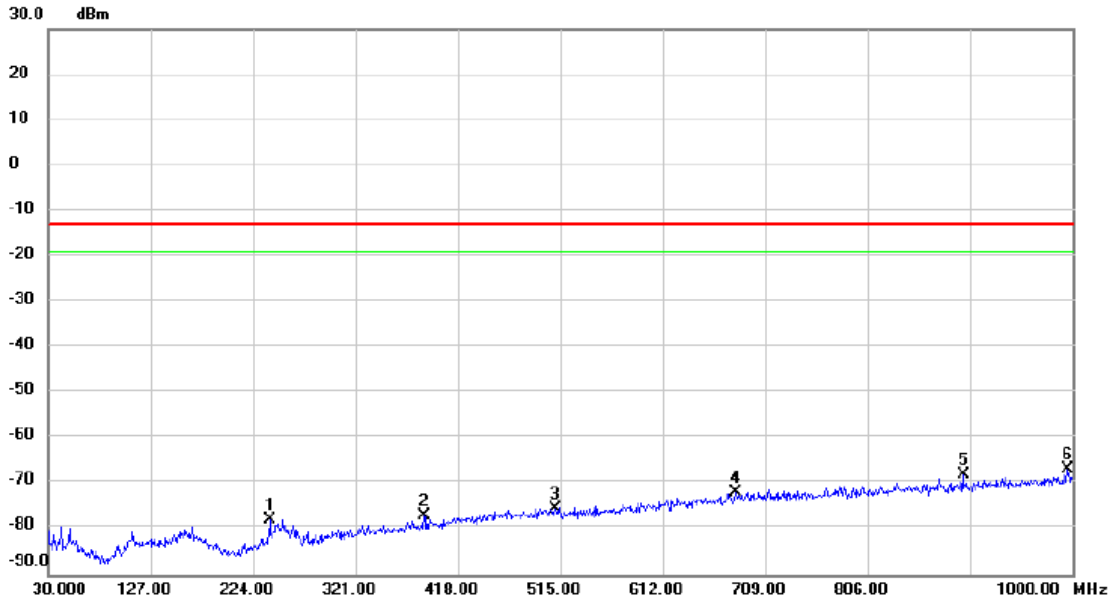
Vertical



No.	Mk.	Freq. MHz	Reading Level dBm	Correct Factor dB	Measure- ment dBm	Limit dBm	Margin dB	Detector	Comment
1		36.305	-54.52	-14.61	-69.13	-13.00	-56.13	peak	
2		51.340	-56.54	-13.95	-70.49	-13.00	-57.49	peak	
3		159.980	-64.87	-11.00	-75.87	-13.00	-62.87	peak	
4		307.420	-62.27	-11.36	-73.63	-13.00	-60.63	peak	
5		834.130	-65.91	-2.56	-68.47	-13.00	-55.47	peak	
6	*	896.695	-65.95	-1.95	-67.90	-13.00	-54.90	peak	

Test Mode: PCS1900_TX CH661_EDGE

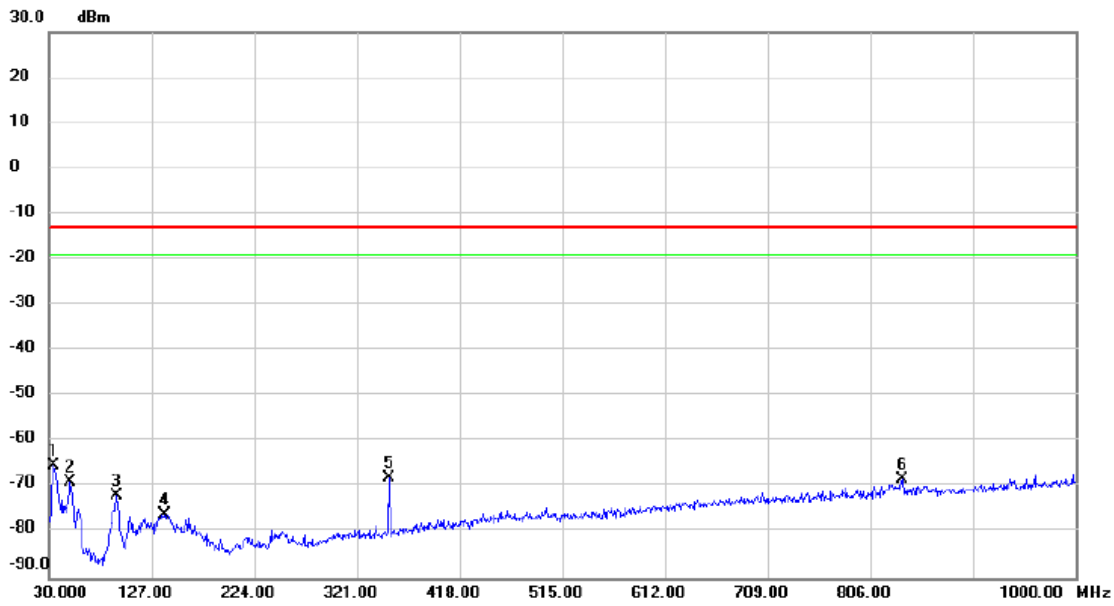
Horizontal



No.	Mk.	Freq. MHz	Reading Level dBm	Correct Factor dB	Measure- ment dBm	Limit dBm	Margin dB	Detector	Comment
1		240.005	-63.84	-14.00	-77.84	-13.00	-64.84	peak	
2		385.990	-67.29	-9.80	-77.09	-13.00	-64.09	peak	
3		510.150	-67.91	-7.59	-75.50	-13.00	-62.50	peak	
4		680.870	-67.47	-4.26	-71.73	-13.00	-58.73	peak	
5		896.695	-65.87	-1.95	-67.82	-13.00	-54.82	peak	
6	*	995.150	-66.84	-0.02	-66.86	-13.00	-53.86	peak	

Test Mode: WCDMA Band II_TX CH9400

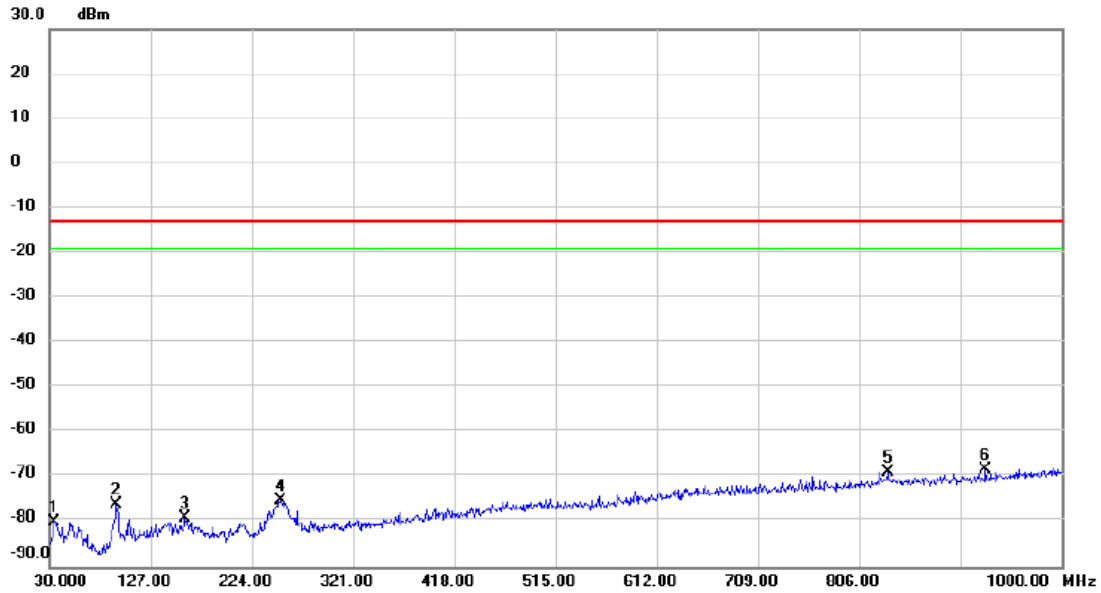
Vertical



No.	Mk.	Freq. MHz	Reading Level dBm	Correct Factor dB	Measure- ment dBm	Limit dBm	Margin dB	Detector	Comment
1	*	34.850	-50.33	-14.92	-65.25	-13.00	-52.25	peak	
2		50.370	-55.06	-13.89	-68.95	-13.00	-55.95	peak	
3		94.505	-56.32	-15.61	-71.93	-13.00	-58.93	peak	
4		139.125	-63.17	-12.89	-76.06	-13.00	-63.06	peak	
5		351.555	-57.31	-10.62	-67.93	-13.00	-54.93	peak	
6		836.070	-65.67	-2.54	-68.21	-13.00	-55.21	peak	

Test Mode: WCDMA Band II_TX CH9400

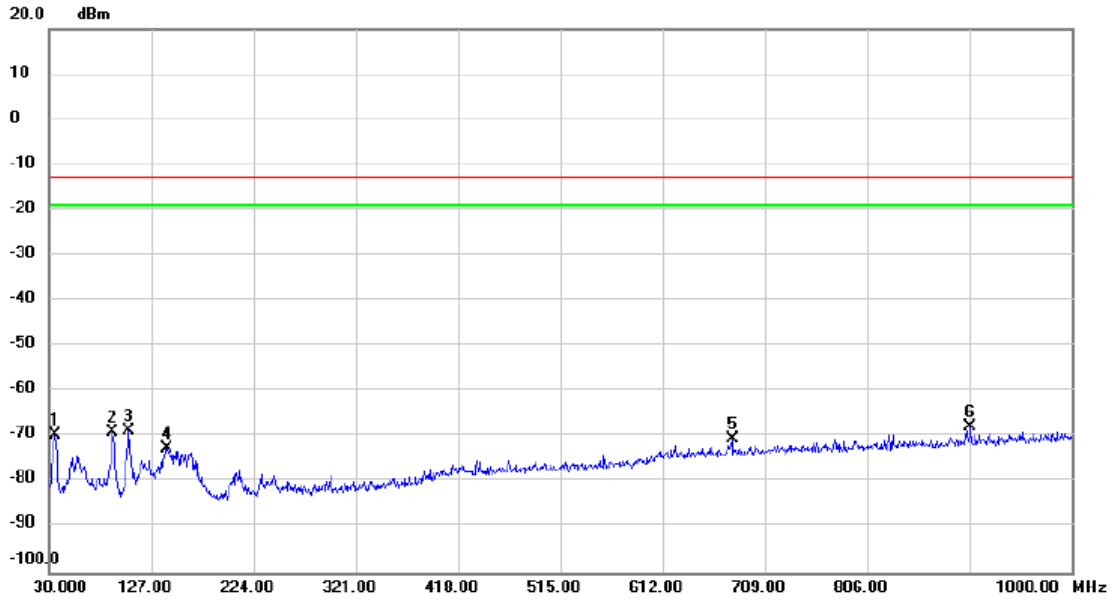
Horizontal



No.	Mk.	Freq. MHz	Reading Level dBm	Correct Factor dB	Measure- ment dBm	Limit dBm	Margin dB	Detector	Comment
1		33.880	-64.68	-15.13	-79.81	-13.00	-66.81	peak	
2		94.020	-60.30	-15.66	-75.96	-13.00	-62.96	peak	
3		159.980	-67.94	-11.00	-78.94	-13.00	-65.94	peak	
4		251.645	-61.74	-13.55	-75.29	-13.00	-62.29	peak	
5		833.160	-66.27	-2.58	-68.85	-13.00	-55.85	peak	
6	*	927.250	-66.86	-1.29	-68.15	-13.00	-55.15	peak	

Test Mode: LTE Band 2_TX CH18900_1.4M

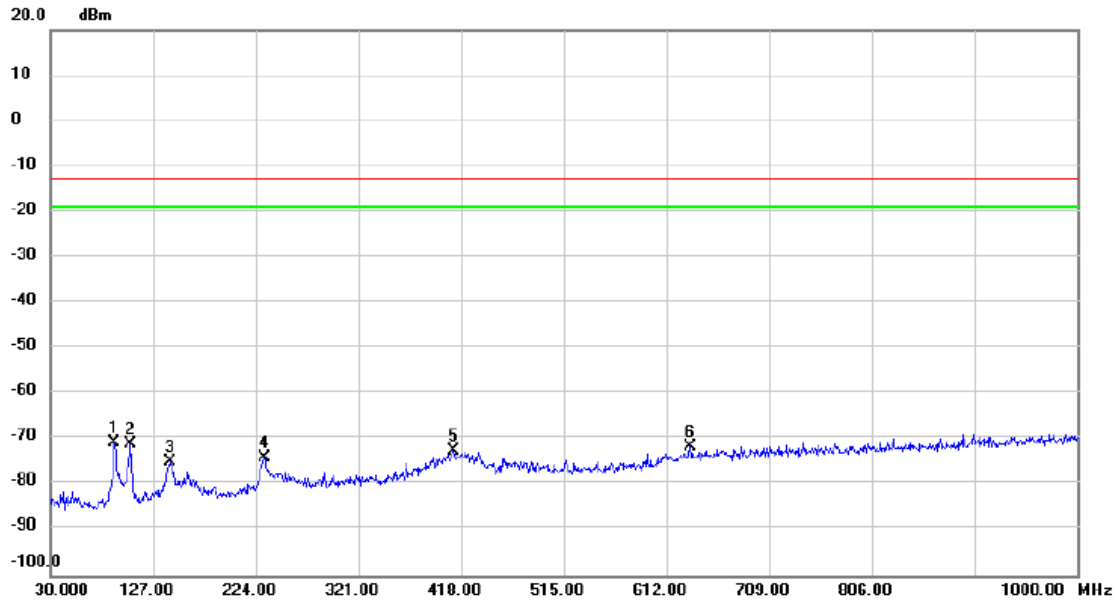
Vertical



No.	Mk.	Freq. MHz	Reading Level dBm	Correct Factor dB	Measure- ment dBm	Limit dBm	Margin dB	Detector	Comment
1		35.820	-54.90	-14.67	-69.57	-13.00	-56.57	peak	
2		90.625	-53.04	-15.96	-69.00	-13.00	-56.00	peak	
3		105.660	-53.95	-14.82	-68.77	-13.00	-55.77	peak	
4		141.550	-59.62	-12.78	-72.40	-13.00	-59.40	peak	
5		677.960	-66.29	-4.30	-70.59	-13.00	-57.59	peak	
6	*	903.970	-65.95	-1.83	-67.78	-13.00	-54.78	peak	

Test Mode: LTE Band 2_TX CH18900_1.4M

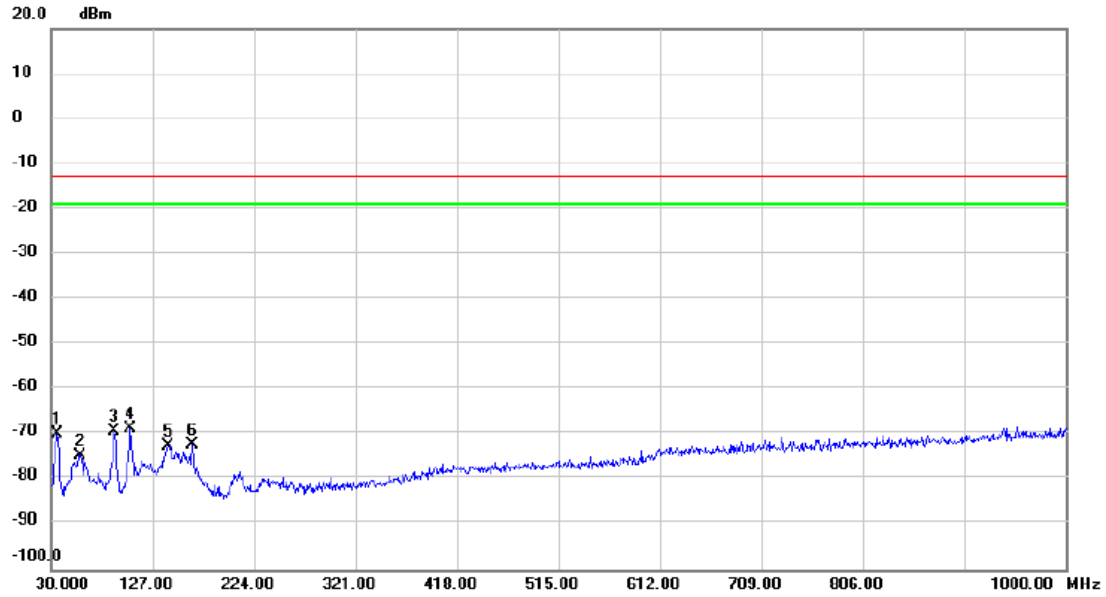
Horizontal



No.	Mk.	Freq. MHz	Reading Level dBm	Correct Factor dB	Measure- ment dBm	Limit dBm	Margin dB	Detector	Comment
1	*	90.625	-54.90	-15.96	-70.86	-13.00	-57.86	peak	
2		105.660	-56.22	-14.82	-71.04	-13.00	-58.04	peak	
3		142.520	-62.36	-12.72	-75.08	-13.00	-62.08	peak	
4		232.245	-59.87	-14.21	-74.08	-13.00	-61.08	peak	
5		410.725	-63.34	-9.17	-72.51	-13.00	-59.51	peak	
6		634.310	-66.49	-5.01	-71.50	-13.00	-58.50	peak	

Test Mode: LTE Band 2_TX CH18900_5M

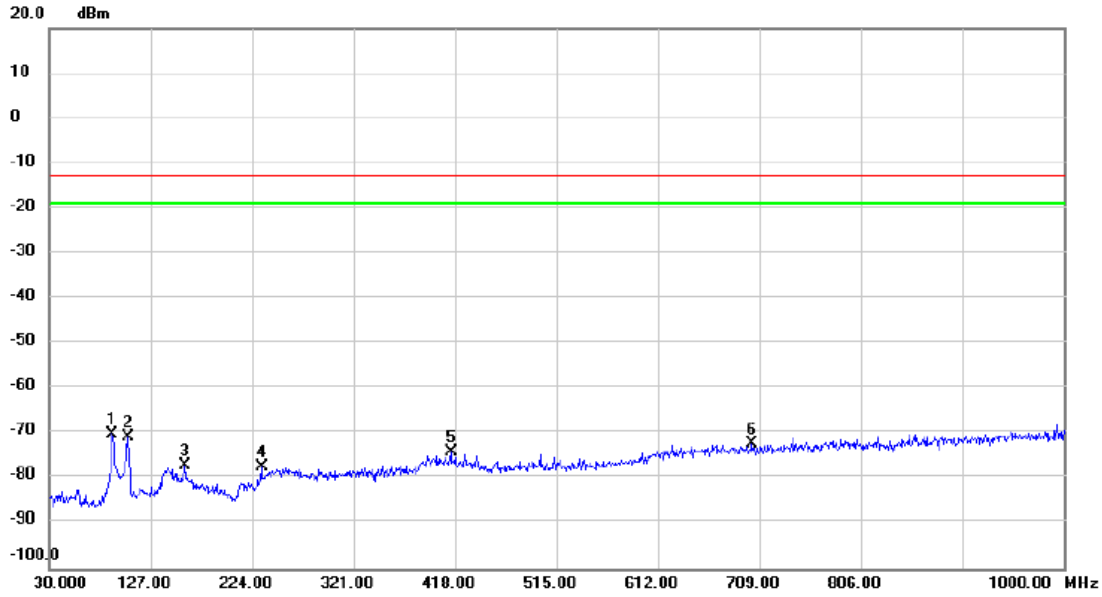
Vertical



No.	Mk.	Freq. MHz	Reading Level dBm	Correct Factor dB	Measure- ment dBm	Limit dBm	Margin dB	Detector	Comment
1		35.820	-55.32	-14.67	-69.99	-13.00	-56.99	peak	
2		58.130	-60.09	-14.66	-74.75	-13.00	-61.75	peak	
3		90.625	-53.35	-15.96	-69.31	-13.00	-56.31	peak	
4	*	105.660	-53.97	-14.82	-68.79	-13.00	-55.79	peak	
5		141.550	-59.75	-12.78	-72.53	-13.00	-59.53	peak	
6		164.830	-60.62	-11.68	-72.30	-13.00	-59.30	peak	

Test Mode: LTE Band 2_TX CH18900_5M

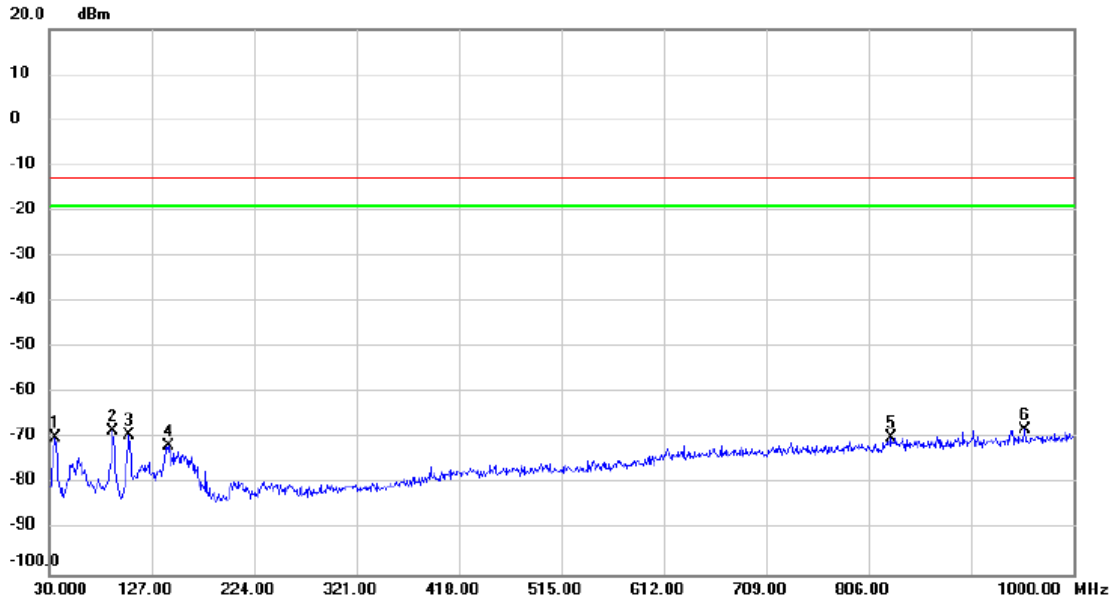
Horizontal



No.	Mk.	Freq. MHz	Reading Level dBm	Correct Factor dB	Measure- ment dBm	Limit dBm	Margin dB	Detector	Comment
1	*	90.625	-54.04	-15.96	-70.00	-13.00	-57.00	peak	
2		105.660	-55.86	-14.82	-70.68	-13.00	-57.68	peak	
3		159.980	-66.13	-11.00	-77.13	-13.00	-64.13	peak	
4		233.215	-63.02	-14.19	-77.21	-13.00	-64.21	peak	
5		414.120	-64.99	-9.07	-74.06	-13.00	-61.06	peak	
6		702.210	-68.12	-3.99	-72.11	-13.00	-59.11	peak	

Test Mode: LTE Band 2_TX CH18900_20M

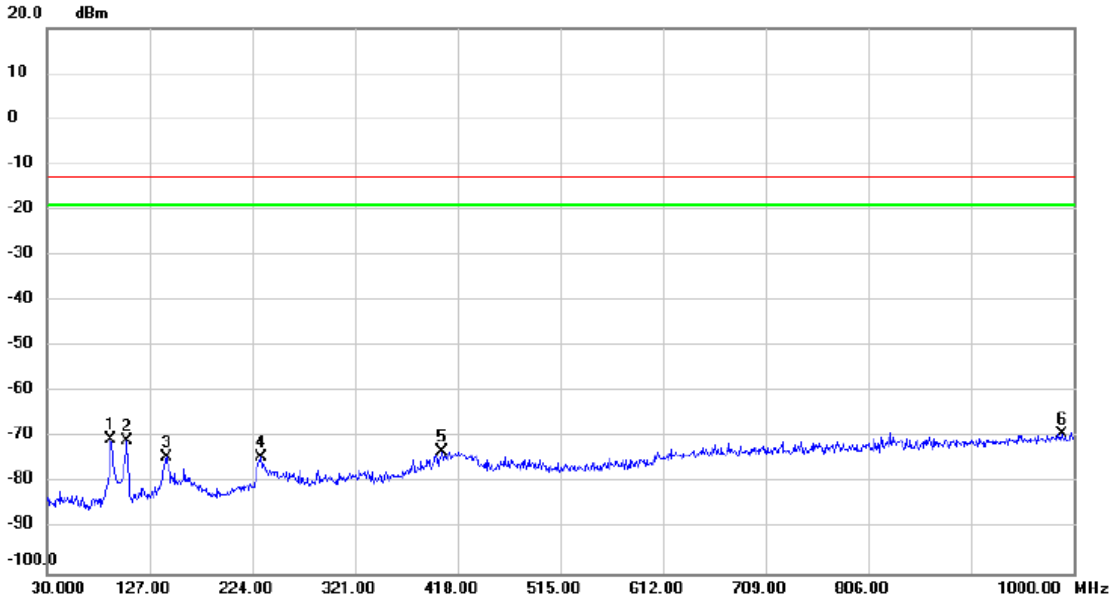
Vertical



No.	Mk.	Freq. MHz	Reading Level dBm	Correct Factor dB	Measure- ment dBm	Limit dBm	Margin dB	Detector	Comment
1		35.335	-54.93	-14.80	-69.73	-13.00	-56.73	peak	
2		90.625	-52.53	-15.96	-68.49	-13.00	-55.49	peak	
3		105.660	-54.33	-14.82	-69.15	-13.00	-56.15	peak	
4		142.520	-58.93	-12.72	-71.65	-13.00	-58.65	peak	
5		826.855	-67.07	-2.65	-69.72	-13.00	-56.72	peak	
6	*	953.925	-67.37	-0.72	-68.09	-13.00	-55.09	peak	

Test Mode: LTE Band 2_TX CH18900_20M

Horizontal



No. Mk.	Freq. MHz	Reading Level dBm	Correct Factor dB	Measure- ment dBm	Limit dBm	Margin dB	Detector	Comment
1	90.625	-54.64	-15.96	-70.60	-13.00	-57.60	peak	
2	105.660	-55.95	-14.82	-70.77	-13.00	-57.77	peak	
3	143.005	-61.65	-12.70	-74.35	-13.00	-61.35	peak	
4	232.730	-60.28	-14.20	-74.48	-13.00	-61.48	peak	
5	403.450	-63.76	-9.36	-73.12	-13.00	-60.12	peak	
6 *	988.845	-69.08	-0.12	-69.20	-13.00	-56.20	peak	