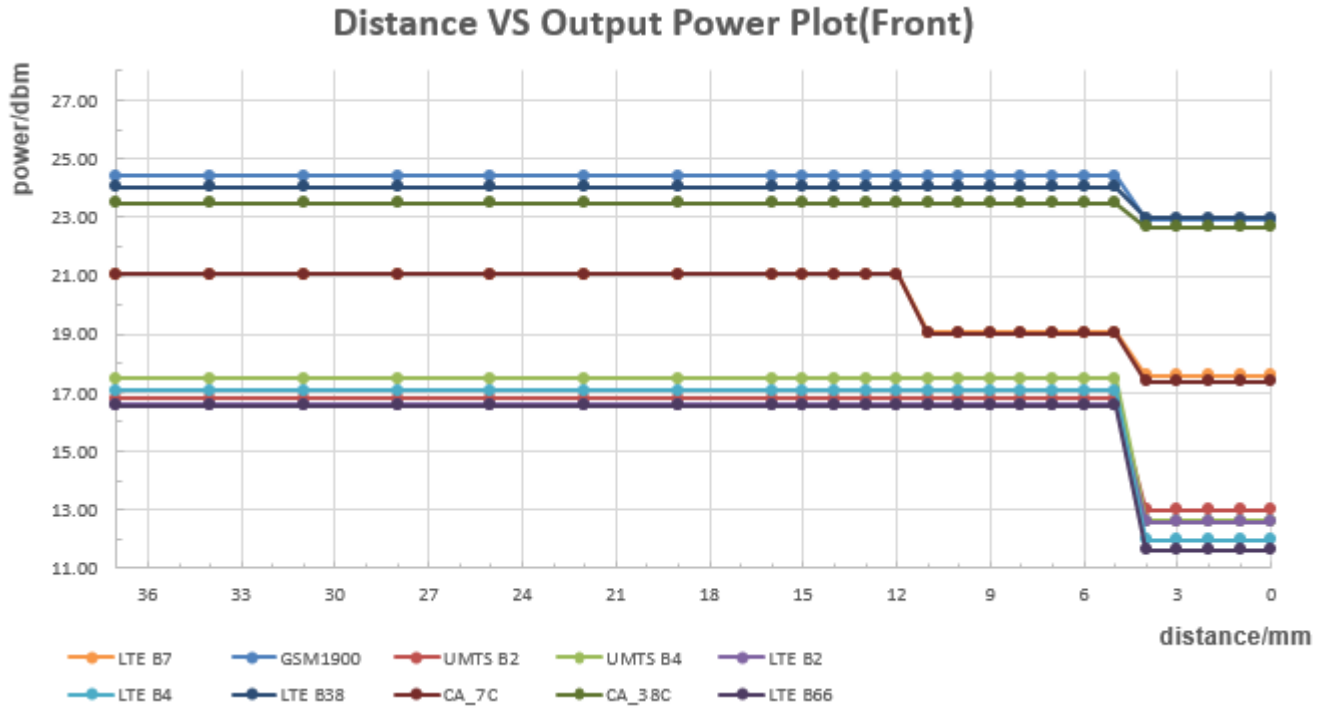
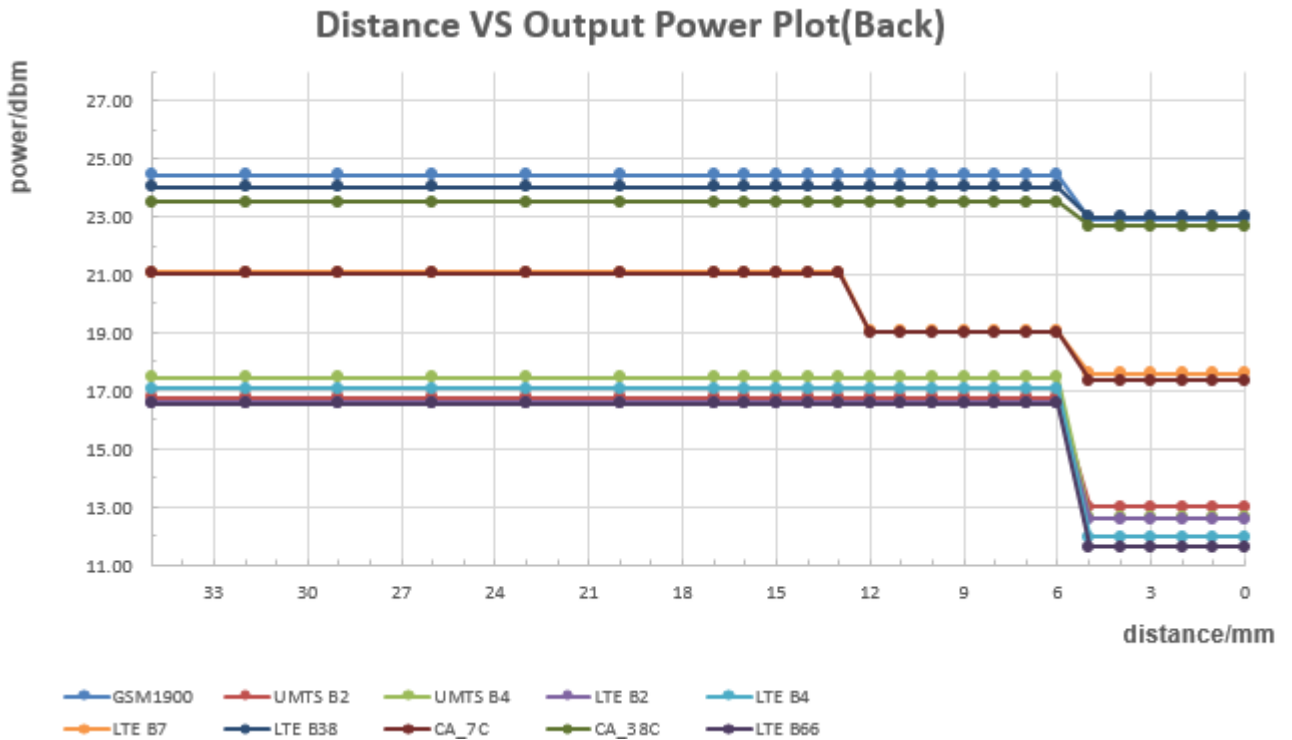


The DUT(Front side) is moved towards the flat phantom(Hotspot on):

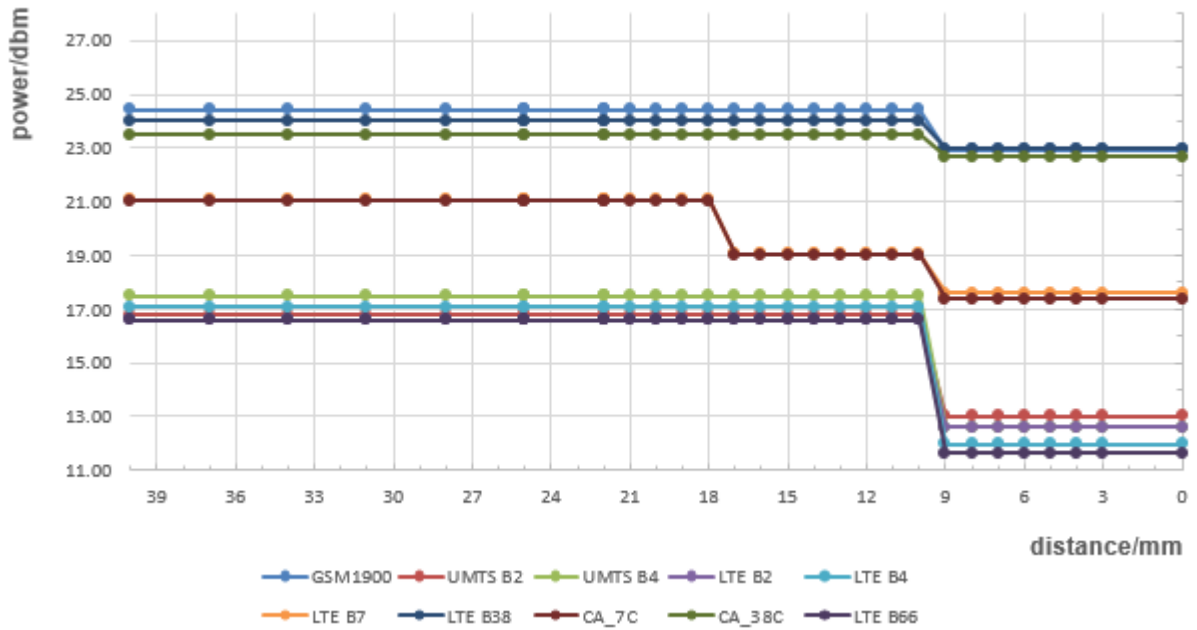


The DUT(Back side) is moved towards the flat phantom(Hotspot on):



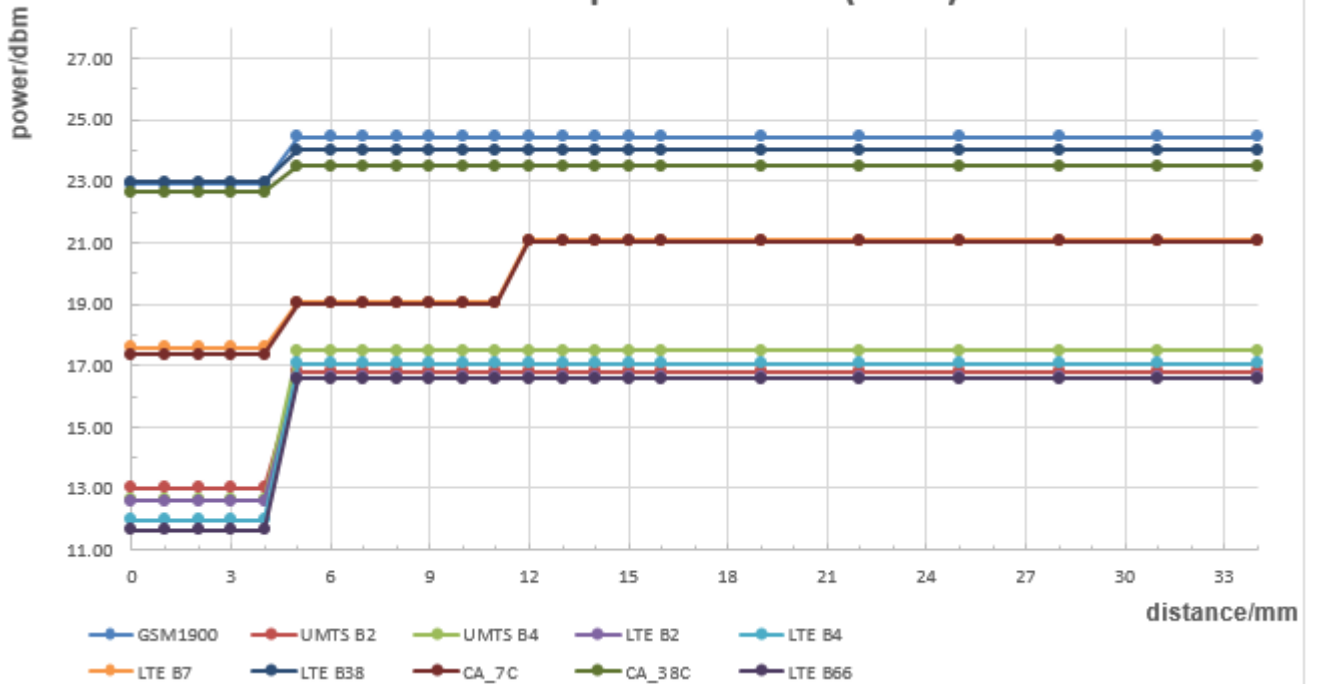
The DUT(Bottom side) is moved towards the flat phantom(Hotspot on):

**Distance VS Output Power Plot(Bottom)**

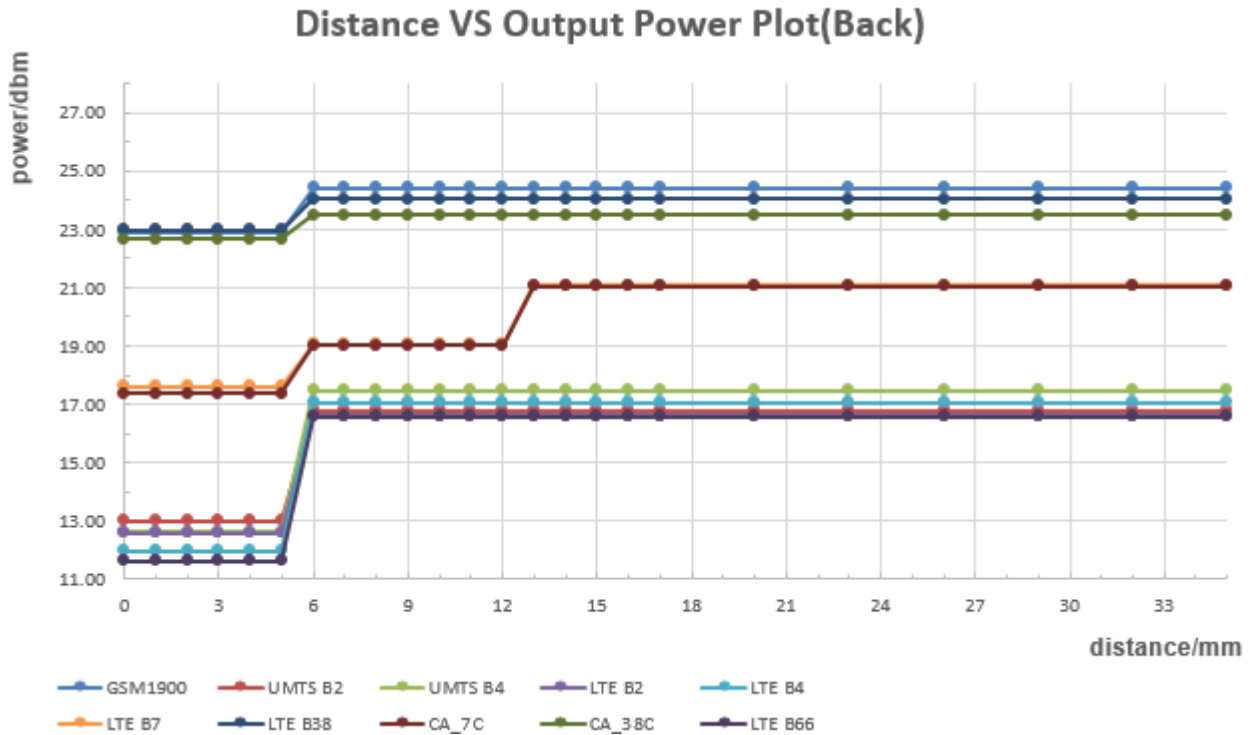


The DUT(Front side) is moved away from the flat phantom(Hotspot on):

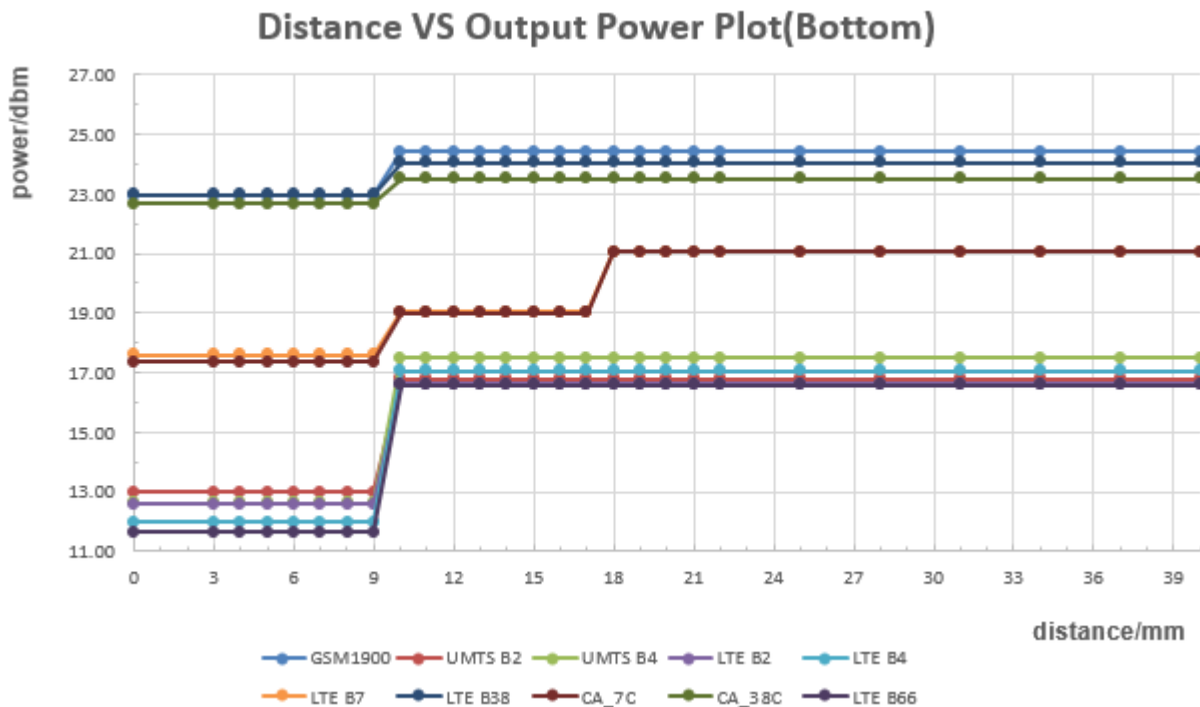
**Distance VS Output Power Plot(Front)**



The DUT(Back side) is moved away from the flat phantom(Hotspot on):



The DUT(Bottom side) is moved away from the flat phantom(Hotspot on):



**Conclusion:** It can be ensured that the proximity sensor can be valid triggered for the body exposure condition. (GSM 1900,UMTS Band II/IV,LTE Band 2/4/7/38/66, UL CA\_7C, UL CA\_38C with Main Antenna)

## 2) Procedures for determining antenna and proximity sensor coverage

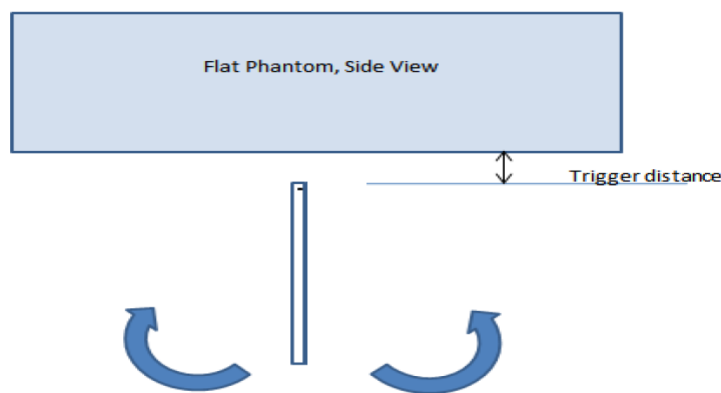
There is no spatial offset between the Main antenna and the proximity sensor element, so procedures for determining the proximity sensor coverage does not need to be assessed per KDB616217.

## 3) Procedures for determining device tilt angle influences to proximity sensor triggering

The DUT was positioned directly below the flat phantom at the minimum measured trigger distance with Bottom side parallel to the base of the flat phantom for each band.

The EUT was rotated about Bottom side for angles up to +/- 45°. If the output power increased during the rotation the DUT was moved 1mm toward the phantom and the rotation repeated. This procedure was repeated until the power remained reduced for all angles up to +/- 45°.

The proximity sensor triggering tilt angle measurement method are as below:



**Table: Summary of Tablet Tilt Angle Influence to Proximity Sensor Triggering(Bottom side)**

Band(MHz)	Minimum trigger distance at which power reduction was maintained over $\pm 45^\circ$	Power Reduction Status											
		-45°	-35°	-25°	-15°	-5°	0°	5°	15°	25°	35°	45°	
GSM1900	9mm	on	on	on	on	on	on	on	on	on	on	on	on
UMTS Band II	9mm	on	on	on	on	on	on	on	on	on	on	on	on
UMTS Band IV	9mm	on	on	on	on	on	on	on	on	on	on	on	on
LTE Band 2	9mm	on	on	on	on	on	on	on	on	on	on	on	on
LTE Band 4	9mm	on	on	on	on	on	on	on	on	on	on	on	on
LTE Band 7	9mm/17mm	on	on	on	on	on	on	on	on	on	on	on	on
UL CA_7C	9mm/17mm	on	on	on	on	on	on	on	on	on	on	on	on
LTE Band 38	9mm	on	on	on	on	on	on	on	on	on	on	on	on
UL CA_38C	9mm	on	on	on	on	on	on	on	on	on	on	on	on
LTE Band 66	9mm	on	on	on	on	on	on	on	on	on	on	on	on

**Conclusion:** It can be ensured that the proximity sensor can be valid triggered for the DUT tilt coverage exposure condition (GSM 1900,UMTS Band II/IV,LTE Band 2/4/7/38/66, UL CA\_7C, UL CA\_38C with Main Antenna)

## 6.8.5

# 7 SAR Measurement Results

## 7.1 Conducted power measurements

For the measurements a Radio Communication Tester was used.

SAR drift measured at the same position in liquid before and after each SAR test as below 7.2 chapter.

Note: Radio Communication Tester measures GSM peak and average output power for active timeslots.

For SAR the timebased average power is relevant. The difference in between depends on the duty cycle of the TDMA signal :

No. of timeslots	1	2	3	4
Duty Cycle	1:8.3	1:4.1	1:2.77	1:2.08
timebased avg. power compared to slotted avg. power	-9.19dB	-6.13dB	-4.42dB	-3.18dB

The signalling modes differ as follows:

mode	coding scheme	modulation
GPRS	CS1 to CS4	GMSK
EDGE	MCS1 to MCS4	GMSK
EDGE	MCS5 to MCS9	8PSK

Apart from modulation change (GMSK/8PSK) coding schemes differ in code rate without influence on the RF signal. Therefore, one coding scheme per mode was selected for conducted power measurements.

A Radio Communication Tester was used for LTE output power measurements and SAR testing. Closed loop power control was used so the UE transmits with maximum output power during SAR testing.

The Radio Communication Tester measures LTE TDD peak and average output power for active timeslots. LTE TDD peak and average output power for active timeslots. For SAR the time-based average power is relevant. The difference in between depends on the duty cycle of the TDMA signal:

For Time-Division Duplex (TDD) systems, SAR must be tested using a fixed periodic duty factor according to the highest transmission duty factor implemented for the device and supported by the defined 3GPP LTE TDD configurations.

No. of Configuration	0	1	2	3	4	5	6
Duty Cycle	0.6333	0.4333	0.2333	0.3167	0.2167	0.1167	0.5333
Time-based avg. power compared to slotted avg. power	-1.98dB	-3.63dB	-6.32dB	-4.99dB	-6.64dB	-9.33 dB	-2.73dB

Note: According to duty cycle of configuration 0 to 6, Max output power should be Configuration 0, so we just tested the conduction power and SAR of configuration 0.

### 7.1.1 Conducted power measurements of GSM850 (Second Antenna)

GSM850	Tune-up Max.	Burst-Averaged output Power (dBm)			Division Factors	Tune-up Max.	Frame-Averaged output Power (dBm)			
		128CH	190CH	251CH			128CH	190CH	251CH	
GSM (CS)	28.80	<b>27.42</b>	<b>27.54</b>	<b>27.57</b>	-9.19	19.61	18.23	18.35	18.38	
GPRS/EDGE (GMSK)	1 Tx Slot	28.80	27.46	27.56	27.57	-9.19	19.61	18.27	18.37	18.38
	2 Tx Slots	26.80	25.22	<b>25.45</b>	25.46	-6.13	20.67	19.09	19.32	19.33
	3 Tx Slots	24.80	23.16	23.23	23.28	-4.42	20.38	18.74	18.81	18.86
	4 Tx Slots	22.80	21.13	21.19	21.18	-3.18	19.62	17.95	18.01	18.00
EDGE (8PSK)	1 Tx Slot	22.50	21.25	21.23	21.22	-9.19	13.31	12.06	12.04	12.03
	2 Tx Slots	20.50	18.98	19.16	19.10	-6.13	14.37	12.85	13.03	12.97
	3 Tx Slots	18.00	16.81	16.88	16.82	-4.42	13.58	12.39	12.46	12.40
	4 Tx Slots	16.00	15.08	15.19	15.17	-3.18	12.82	11.90	12.01	11.99

Table 15: Conducted power measurement results of GSM850

Note:

- 1) Frame-averaged output power was calculated from the measured burst-averaged output power by converting the slot powers into linear units and calculating the energy over 8 timeslots.
- 2) Per KDB941225 D01, SAR test reduction for GPRS and EDGE modes is determined by the source-based time-averaged output power specified for production units, including tune-up tolerance. The data mode with highest specified time-averaged output power should be tested for SAR compliance in the applicable exposure conditions. For modes with the same specified maximum output power and tolerance, the higher number time-slot configuration should be tested.

### 7.1.2 Conducted power measurements of GSM850 (Main Antenna)

GSM850		Tune-up Max.	Burst-Averaged output Power (dBm)			Division Factors	Tune-up Max.	Frame-Averaged output Power (dBm)		
			128CH	190CH	251CH			128CH	190CH	251CH
GSM (CS)		33.80	<b>32.97</b>	<b>33.17</b>	<b>33.23</b>	-9.19	24.61	23.78	23.98	24.04
GPRS/EDGE (GMSK)	1 Tx Slot	33.80	32.91	33.16	33.26	-9.19	24.61	23.72	23.97	24.07
	2 Tx Slots	31.80	30.56	<b>30.70</b>	30.81	-6.13	25.67	24.43	24.57	24.68
	3 Tx Slots	29.80	28.30	28.41	28.41	-4.42	25.38	23.88	23.99	23.99
	4 Tx Slots	27.80	26.14	26.23	26.19	-3.18	24.62	22.96	23.05	23.01
EDGE (8PSK)	1 Tx Slot	27.50	26.65	26.73	26.68	-9.19	18.31	17.46	17.54	17.49
	2 Tx Slots	25.50	24.27	24.36	24.30	-6.13	19.37	18.14	18.23	18.17
	3 Tx Slots	23.00	21.72	21.79	21.74	-4.42	18.58	17.30	17.37	17.32
	4 Tx Slots	21.00	19.59	19.62	19.63	-3.18	17.82	16.41	16.44	16.45

Table 16: Conducted power measurement results of GSM850

Note:

- 1) Frame-averaged output power was calculated from the measured burst-averaged output power by converting the slot powers into linear units and calculating the energy over 8 timeslots.
- 2) Per KDB941225 D01, SAR test reduction for GPRS and EDGE modes is determined by the source-based time-averaged output power specified for production units, including tune-up tolerance. The data mode with highest specified time-averaged output power should be tested for SAR compliance in the applicable exposure conditions. For modes with the same specified maximum output power and tolerance, the higher number time-slot configuration should be tested.

### 7.1.3 Conducted power measurements of GSM1900 (Second Antenna)

GSM1900		Tune-up	Burst-Averaged output Power (dBm)			Division Factors	Tune-up	Frame-Averaged output Power (dBm)		
		Max.	512CH	661CH	810CH		Max.	512CH	661CH	810CH
GSM (CS)		26.50	25.43	<b>25.30</b>	25.23	-9.19	17.31	16.24	16.11	16.04
GPRS/EDGE (GMSK)	1 Tx Slot	26.50	25.53	25.49	25.40	-9.19	17.31	16.34	16.30	16.21
	2 Tx Slots	24.50	23.38	<b>23.32</b>	23.22	-6.13	18.37	17.25	17.19	17.09
	3 Tx Slots	22.50	21.29	21.22	21.07	-4.42	18.08	16.87	16.80	16.65
	4 Tx Slots	20.50	19.21	19.14	18.99	-3.18	17.32	16.03	15.96	15.81
EDGE (8PSK)	1 Tx Slot	22.50	21.38	21.30	21.16	-9.19	13.31	12.19	12.11	11.97
	2 Tx Slots	20.50	19.17	19.03	18.87	-6.13	14.37	13.04	12.90	12.74
	3 Tx Slots	18.50	16.93	16.78	16.61	-4.42	14.08	12.51	12.36	12.19
	4 Tx Slots	16.00	14.55	14.30	14.28	-3.18	12.82	11.37	11.12	11.10

Table 17: Conducted power measurement results of GSM1900(Full Power)

GSM1900		Tune-up	Burst-Averaged output Power (dBm)			Division Factors	Tune-up	Frame-Averaged output Power (dBm)		
		Max.	512CH	661CH	810CH		Max.	512CH	661CH	810CH
GSM (CS)		25.50	<b>24.41</b>	<b>24.26</b>	<b>24.19</b>	-9.19	16.31	15.22	15.07	15.00
GPRS/EDGE (GMSK)	1 Tx Slot	25.50	24.53	24.46	24.33	-9.19	16.31	15.34	15.27	15.14
	2 Tx Slots	23.50	22.34	22.26	22.14	-6.13	17.37	16.21	16.13	16.01
	3 Tx Slots	21.50	20.37	20.28	20.15	-4.42	17.08	15.95	15.86	15.73
	4 Tx Slots	19.50	18.22	18.14	17.99	-3.18	16.32	15.04	14.96	14.81
EDGE (8PSK)	1 Tx Slot	21.50	20.43	20.35	20.19	-9.19	12.31	11.24	11.16	11.00
	2 Tx Slots	19.50	18.19	18.07	17.89	-6.13	13.37	12.06	11.94	11.76
	3 Tx Slots	17.50	15.86	15.79	15.61	-4.42	13.08	11.44	11.37	11.19
	4 Tx Slots	15.00	13.51	13.40	13.21	-3.18	11.82	10.33	10.22	10.03

Table 18: Conducted power measurement results of GSM1900(Receiver ON)

Note:

- 1) Frame-averaged output power was calculated from the measured burst-averaged output power by converting the slot powers into linear units and calculating the energy over 8 timeslots.
- 2) Per KDB941225 D01, SAR test reduction for GPRS and EDGE modes is determined by the source-based time-averaged output power specified for production units, including tune-up tolerance. The data mode with highest specified time-averaged output power should be tested for SAR compliance in the applicable exposure conditions. For modes with the same specified maximum output power and tolerance, the higher number time-slot configuration should be tested.



### 7.1.4 Conducted power measurements of GSM1900 (Main Antenna)

GSM1900		Tune-up	Burst-Averaged output Power (dBm)			Division Factors	Tune-up	Frame-Averaged output Power (dBm)		
		Max.	512CH	661CH	810CH		Max.	512CH	661CH	810CH
GSM (CS)		30.50	<b>29.43</b>	<b>29.51</b>	<b>29.56</b>	-9.19	21.31	20.24	20.32	20.37
GPRS/EDGE (GMSK)	1 Tx Slot	30.50	29.41	29.51	29.57	-9.19	21.31	20.22	20.32	20.38
	2 Tx Slots	28.50	27.07	27.32	27.44	-6.13	22.37	20.94	21.19	21.31
	3 Tx Slots	26.50	24.94	25.11	25.22	-4.42	22.08	20.52	20.69	20.80
	4 Tx Slots	24.50	22.78	22.96	23.09	-3.18	21.32	19.60	19.78	19.91
EDGE (8PSK)	1 Tx Slot	26.50	25.42	25.56	25.70	-9.19	17.31	16.23	16.37	16.51
	2 Tx Slots	24.50	22.69	22.80	22.88	-6.13	18.37	16.56	16.67	16.75
	3 Tx Slots	22.50	20.47	20.66	20.75	-4.42	18.08	16.05	16.24	16.33
	4 Tx Slots	20.50	19.25	19.35	19.52	-3.18	17.32	16.07	16.17	16.34

Table 19: Conducted power measurement results of GSM1900(Full Power)

GSM1900		Tune-up	Burst-Averaged output Power (dBm)			Division Factors	Tune-up	Frame-Averaged output Power (dBm)		
		Max.	512CH	661CH	810CH		Max.	512CH	661CH	810CH
GSM (CS)		29.00	27.88	28.02	28.14	-9.19	19.81	18.69	18.83	18.95
GPRS/EDGE (GMSK)	1 Tx Slot	29.00	27.85	28.03	28.16	-9.19	19.81	18.66	18.84	18.97
	2 Tx Slots	27.00	<b>25.56</b>	<b>25.74</b>	<b>25.90</b>	-6.13	20.87	19.43	19.61	19.77
	3 Tx Slots	25.00	23.49	23.65	23.78	-4.42	20.58	19.07	19.23	19.36
	4 Tx Slots	23.00	21.34	21.53	21.66	-3.18	19.82	18.16	18.35	18.48
EDGE (8PSK)	1 Tx Slot	25.00	23.32	23.48	23.61	-9.19	15.81	14.13	14.29	14.42
	2 Tx Slots	23.00	21.17	21.27	21.37	-6.13	16.87	15.04	15.14	15.24
	3 Tx Slots	21.00	18.88	19.05	19.15	-4.42	16.58	14.46	14.63	14.73
	4 Tx Slots	19.00	17.62	17.76	17.87	-3.18	15.82	14.44	14.58	14.69

Table 20: Conducted power measurement results of GSM1900(Reduced Power Level D2)

GSM1900		Tune-up	Burst-Averaged output Power (dBm)			Division Factors	Tune-up	Frame-Averaged output Power (dBm)		
		Max.	512CH	661CH	810CH		Max.	512CH	661CH	810CH
GSM (CS)		25.50	24.21	24.43	24.63	-9.19	16.31	15.02	15.24	15.44
GPRS/EDGE (GMSK)	1 Tx Slot	25.50	24.24	24.52	24.55	-9.19	16.31	15.05	15.33	15.36
	2 Tx Slots	23.50	22.17	<b>22.34</b>	22.45	-6.13	17.37	16.04	16.21	16.32
	3 Tx Slots	21.50	20.09	20.27	20.42	-4.42	17.08	15.67	15.85	16.00
	4 Tx Slots	19.50	17.93	18.12	18.28	-3.18	16.32	14.75	14.94	15.10
EDGE (8PSK)	1 Tx Slot	21.50	19.95	20.10	20.23	-9.19	12.31	10.76	10.91	11.04
	2 Tx Slots	19.50	17.74	17.92	18.03	-6.13	13.37	11.61	11.79	11.90
	3 Tx Slots	17.50	15.49	15.57	15.76	-4.42	13.08	11.07	11.15	11.34
	4 Tx Slots	15.50	14.20	14.27	14.37	-3.18	12.32	11.02	11.09	11.19

Table 21: Conducted power measurement results of GSM1900(Reduced Power D4/D5)

GSM1900		Tune-up Max.	Burst-Averaged output Power (dBm)			Division Factors	Tune-up Max.	Frame-Averaged output Power (dBm)		
			512CH	661CH	810CH			512CH	661CH	810CH
GSM (CS)		24.00	22.71	22.92	23.09	-9.19	14.81	13.52	13.73	13.90
GPRS/EDGE (GMSK)	1 Tx Slot	24.00	22.74	22.92	23.06	-9.19	14.81	13.55	13.73	13.87
	2 Tx Slots	22.00	20.70	20.88	21.03	-6.13	15.87	14.57	14.75	14.90
	3 Tx Slots	20.00	18.58	18.78	18.95	-4.42	15.58	14.16	14.36	14.53
	4 Tx Slots	18.00	16.53	16.72	16.88	-3.18	14.82	13.35	13.54	13.70
EDGE (8PSK)	1 Tx Slot	20.00	18.51	18.65	18.79	-9.19	10.81	9.32	9.46	9.60
	2 Tx Slots	18.00	16.24	16.34	16.55	-6.13	11.87	10.11	10.21	10.42
	3 Tx Slots	16.00	13.92	14.01	14.16	-4.42	11.58	9.50	9.59	9.74
	4 Tx Slots	14.00	12.37	12.47	12.65	-3.18	10.82	9.19	9.29	9.47

Table 22: Conducted power measurement results of GSM1900(Reduced Power Level D6)

Note:

- 1) Frame-averaged output power was calculated from the measured burst-averaged output power by converting the slot powers into linear units and calculating the energy over 8 timeslots.
- 2) Per KDB941225 D01, SAR test reduction for GPRS and EDGE modes is determined by the source-based time-averaged output power specified for production units, including tune-up tolerance. The data mode with highest specified time-averaged output power should be tested for SAR compliance in the applicable exposure conditions. For modes with the same specified maximum output power and tolerance, the higher number time-slot configuration should be tested.

### 7.1.5 Conducted power measurements of UMTS Band II (Second Antenna)

UMTS Band 2		Tune-up	Average Power (dBm)		
		Max.	9262CH	9400CH	9538CH
WCDMA	12.2kbps RMC	22.00	20.74	<b>20.71</b>	20.83
	12.2kbps AMR	22.00	20.80	20.78	20.87
HSDPA	Subtest 1	21.50	20.24	20.22	20.31
	Subtest 2	20.70	19.47	19.45	19.55
	Subtest 3	21.50	18.96	18.98	19.06
	Subtest 4	20.00	18.95	18.96	19.06
HSUPA	Subtest 1	20.50	18.68	18.98	19.28
	Subtest 2	17.50	16.42	16.64	16.57
	Subtest 3	18.50	17.23	17.34	17.31
	Subtest 4	17.50	16.33	16.69	16.56
	Subtest 5	20.00	18.76	18.76	18.84
DC-HSDPA	Subtest 1	21.50	20.15	20.26	20.11
	Subtest 2	20.70	19.35	19.57	19.51
	Subtest 3	21.50	19.05	18.88	18.92
	Subtest 4	20.00	19.12	18.86	19.09

Table 23: Conducted power measurement results of UMTS Band II (Full Power)

UMTS Band 2		Tune-up	Average Power (dBm)		
		Max.	9262CH	9400CH	9538CH
WCDMA	12.2kbps RMC	16.00	<b>14.87</b>	<b>14.93</b>	<b>14.81</b>
	12.2kbps AMR	16.00	14.91	15.02	14.91
HSDPA	Subtest 1	15.50	14.43	14.47	14.39
	Subtest 2	14.70	13.63	13.73	13.64
	Subtest 3	14.00	13.15	13.20	13.12
	Subtest 4	14.00	13.13	13.21	13.09
HSUPA	Subtest 1	15.50	14.57	14.74	14.73
	Subtest 2	13.00	12.18	10.68	11.81
	Subtest 3	13.50	12.56	12.38	12.46
	Subtest 4	13.70	13.14	11.20	11.20
	Subtest 5	15.50	14.82	14.83	14.70
DC-HSDPA	Subtest 1	15.50	14.40	14.28	14.39
	Subtest 2	14.70	13.53	13.30	13.37
	Subtest 3	14.00	13.10	13.20	13.00
	Subtest 4	14.00	13.11	13.00	13.09

Table 24: Conducted power measurement results of UMTS Band II (Receiver ON)

UMTS Band 2		Tune-up	Average Power (dBm)		
		Max.	9262CH	9400CH	9538CH
WCDMA	12.2kbps RMC	14.00	12.92	13.01	12.91
	12.2kbps AMR	14.00	12.92	13.01	12.91
HSDPA	Subtest 1	13.50	12.41	12.47	12.40
	Subtest 2	12.70	11.62	11.72	11.62
	Subtest 3	12.00	11.11	11.19	11.11
	Subtest 4	12.00	11.14	11.21	11.11
HSUPA	Subtest 1	13.70	12.69	12.91	12.84
	Subtest 2	11.00	10.62	8.56	9.37
	Subtest 3	12.00	11.52	9.27	9.93
	Subtest 4	11.20	11.07	8.22	9.71
	Subtest 5	13.70	12.79	12.87	12.81
DC-HSDPA	Subtest 1	13.50	12.38	12.47	12.37
	Subtest 2	12.70	11.51	11.72	11.62
	Subtest 3	12.00	11.10	11.16	11.23
	Subtest 4	12.00	11.14	11.07	11.11

Table 25: Conducted power measurement results of UMTS Band II (Second Antenna+WiFi Antenna, Receiver ON)

UMTS Band 2		Tune-up	Average Power (dBm)		
		Max.	9262CH	9400CH	9538CH
WCDMA	12.2kbps RMC	20.00	18.74	<b>18.73</b>	18.81
	12.2kbps AMR	20.00	18.77	18.75	18.82
HSDPA	Subtest 1	19.50	18.22	18.22	18.32
	Subtest 2	18.70	17.45	17.43	17.51
	Subtest 3	19.50	16.94	16.94	17.01
	Subtest 4	18.00	16.92	16.92	17.03
HSUPA	Subtest 1	18.50	16.58	17.03	17.20
	Subtest 2	15.50	14.36	14.54	14.80
	Subtest 3	16.50	15.14	15.41	15.33
	Subtest 4	15.50	14.12	14.60	14.75
	Subtest 5	18.00	16.74	16.73	16.83
DC-HSDPA	Subtest 1	19.50	18.18	18.29	18.38
	Subtest 2	18.70	17.38	17.42	17.53
	Subtest 3	19.50	16.88	17.12	16.95
	Subtest 4	18.00	17.07	17.05	17.15

Table 26: Conducted power measurement results of UMTS Band II (Second Antenna+WiFi Antenna, Receiver OFF)

Note:

- 1) The bolded 12.2kbps RMC mode was selected for SAR testing (the primary mode).
- 2) Per KDB941225 D01, When the maximum output power and tune-up tolerance specified for production units in a Second mode is  $\leq \frac{1}{4}$  dB higher than the primary mode or when the highest *reported* SAR of the primary mode is scaled by the ratio of specified maximum output power and tune-up tolerance of Second to primary mode and the adjusted SAR is  $\leq 1.2$  W/kg, SAR measurement is not required for the Second mode.

### 7.1.6 Conducted power measurements of UMTS Band II (Main Antenna)

UMTS Band 2		Tune-up	Average Power (dBm)		
		Max.	9262CH	9400CH	9538CH
WCDMA	12.2kbps RMC	25.00	<b>24.15</b>	<b>23.77</b>	<b>24.25</b>
	12.2kbps AMR	25.00	23.91	23.79	23.83
HSDPA	Subtest 1	24.50	23.34	23.29	23.39
	Subtest 2	23.70	22.56	22.52	22.62
	Subtest 3	24.50	22.05	22.02	22.10
	Subtest 4	23.00	22.07	22.02	22.10
HSUPA	Subtest 1	23.50	21.78	21.62	22.26
	Subtest 2	20.50	19.94	19.87	18.95
	Subtest 3	21.50	20.72	20.68	20.62
	Subtest 4	20.50	19.70	19.84	19.09
	Subtest 5	23.00	21.85	21.79	21.89
DC-HSDPA	Subtest 1	24.50	23.38	23.17	23.54
	Subtest 2	23.70	22.65	22.70	22.63
	Subtest 3	24.50	22.13	21.82	22.20
	Subtest 4	23.00	22.06	21.96	21.94

Table 27: Conducted power measurement results of UMTS Band II (Full Power)

UMTS Band 2		Tune-up	Average Power (dBm)		
		Max.	9262CH	9400CH	9538CH
WCDMA	12.2kbps RMC	21.50	<b>20.34</b>	<b>20.29</b>	<b>20.38</b>
	12.2kbps AMR	21.50	20.40	20.31	20.38
HSDPA	Subtest 1	21.00	19.83	19.81	19.86
	Subtest 2	20.20	19.05	19.01	19.08
	Subtest 3	21.00	18.58	18.51	18.59
	Subtest 4	19.50	18.56	18.51	18.56
HSUPA	Subtest 1	20.00	18.66	18.69	18.80
	Subtest 2	17.00	16.05	16.32	16.28
	Subtest 3	18.00	16.75	17.00	16.95
	Subtest 4	17.00	15.92	16.17	16.35
	Subtest 5	19.50	18.38	18.30	18.36
DC-HSDPA	Subtest 1	21.00	19.82	19.71	19.93
	Subtest 2	20.20	19.13	18.89	18.93
	Subtest 3	21.00	18.44	18.48	18.64
	Subtest 4	19.50	18.67	18.36	18.62

Table 28: Conducted power measurement results of UMTS Band II (Reduced Power Level D2)

UMTS Band 2		Tune-up	Average Power (dBm)		
		Max.	9262CH	9400CH	9538CH
WCDMA	12.2kbps RMC	21.00	19.95	<b>20.00</b>	19.97
	12.2kbps AMR	21.00	20.00	20.09	20.00
HSDPA	Subtest 1	20.50	19.45	19.55	19.53
	Subtest 2	19.70	18.68	18.76	18.73
	Subtest 3	20.50	18.18	18.25	18.23
	Subtest 4	19.00	18.19	18.26	18.25
HSUPA	Subtest 1	19.50	18.35	18.47	18.43
	Subtest 2	16.50	15.36	15.87	15.55
	Subtest 3	17.50	16.18	16.53	16.30
	Subtest 4	16.50	16.17	16.01	15.79
	Subtest 5	19.00	17.97	18.03	18.01
DC-HSDPA	Subtest 1	20.50	19.46	19.54	19.51
	Subtest 2	19.70	18.68	18.76	18.73
	Subtest 3	20.50	18.15	18.26	18.21
	Subtest 4	19.00	18.15	18.26	18.22

Table 29: Conducted power measurement results of LYA-LOC UMTS Band II (Reduced Power Level D2)

UMTS Band 2		Tune-up	Average Power (dBm)		
		Max.	9262CH	9400CH	9538CH
WCDMA	12.2kbps RMC	18.00	16.84	<b>16.79</b>	16.85
	12.2kbps AMR	18.00	16.83	16.80	16.85
HSDPA	Subtest 1	17.50	16.29	16.24	16.31
	Subtest 2	16.70	15.55	15.49	15.54
	Subtest 3	17.50	15.04	14.96	15.05
	Subtest 4	16.00	15.07	14.96	15.04
HSUPA	Subtest 1	16.50	15.10	15.22	15.28
	Subtest 2	13.50	12.09	12.75	12.88
	Subtest 3	14.50	13.86	13.47	13.53
	Subtest 4	13.50	12.84	12.68	12.91
	Subtest 5	16.00	14.84	14.79	14.84
DC-HSDPA	Subtest 1	17.50	16.20	16.16	16.12
	Subtest 2	16.70	15.53	15.40	15.54
	Subtest 3	17.50	15.15	14.80	15.20
	Subtest 4	16.00	14.92	14.83	14.97

Table 30: Conducted power measurement results of UMTS Band II (Reduced Power D4/D5)

UMTS Band 2		Tune-up	Average Power (dBm)		
		Max.	9262CH	9400CH	9538CH
WCDMA	12.2kbps RMC	14.50	13.33	13.24	13.29
	12.2kbps AMR	14.50	13.37	13.25	13.31
HSDPA	Subtest 1	14.00	12.80	12.71	12.79
	Subtest 2	13.20	12.03	11.96	12.03
	Subtest 3	14.00	11.54	11.46	11.52
	Subtest 4	12.50	11.55	11.45	11.50
HSUPA	Subtest 1	14.00	12.87	12.39	12.52
	Subtest 2	10.00	9.16	9.36	9.43
	Subtest 3	11.00	10.84	10.09	10.07
	Subtest 4	10.50	9.84	9.74	9.70
	Subtest 5	14.00	13.34	13.25	13.32
DC-HSDPA	Subtest 1	14.00	12.92	12.89	12.96
	Subtest 2	13.20	12.04	11.95	11.96
	Subtest 3	14.00	11.71	11.32	11.56
	Subtest 4	12.50	11.51	11.47	11.46

Table 31: Conducted power measurement results of UMTS Band II (Reduced Power Level D6)

UMTS Band 2		Tune-up	Average Power (dBm)		
		Max.	9262CH	9400CH	9538CH
WCDMA	12.2kbps RMC	14.00	12.98	13.01	13.01
	12.2kbps AMR	14.00	12.99	13.02	13.00
HSDPA	Subtest 1	13.50	12.42	12.53	12.47
	Subtest 2	12.70	11.66	11.75	11.69
	Subtest 3	13.50	11.18	11.25	11.21
	Subtest 4	12.00	11.17	11.24	11.25
HSUPA	Subtest 1	13.50	11.92	12.39	12.03
	Subtest 2	10.00	9.48	8.86	8.63
	Subtest 3	10.50	10.22	10.45	10.17
	Subtest 4	10.50	9.22	9.35	9.10
	Subtest 5	13.50	12.97	13.04	12.98
DC-HSDPA	Subtest 1	13.50	12.41	12.52	12.49
	Subtest 2	12.70	11.66	11.75	11.73
	Subtest 3	13.50	11.17	11.26	11.19
	Subtest 4	12.00	11.16	11.22	11.19

Table 32: Conducted power measurement results of LYA-L0C UMTS Band II (Reduced Power Level D6)

Note:

- 1) The bolded 12.2kbps RMC mode was selected for SAR testing (the primary mode).
- 2) Per KDB941225 D01, When the maximum output power and tune-up tolerance specified for production units in a Second mode is  $\leq \frac{1}{4}$  dB higher than the primary mode or when the highest *reported* SAR of the primary mode is scaled by the ratio of specified maximum output power and tune-up tolerance of Second to primary mode and the adjusted SAR is  $\leq 1.2$  W/kg, SAR measurement is not required for the Second mode.



### 7.1.7 Conducted power measurements of UMTS Band IV (Second Antenna)

UMTS Band 4		Tune-up	Average Power (dBm)		
		Max.	1312CH	1413CH	1513CH
WCDMA	12.2kbps RMC	22.50	21.27	<b>21.35</b>	21.24
	12.2kbps AMR	22.50	21.33	21.38	21.23
HSDPA	Subtest 1	22.00	20.77	20.83	20.72
	Subtest 2	21.20	19.97	20.02	19.93
	Subtest 3	22.00	19.47	19.52	19.43
	Subtest 4	20.50	19.48	19.55	19.42
HSUPA	Subtest 1	21.00	19.17	19.73	19.65
	Subtest 2	18.00	17.16	17.32	16.24
	Subtest 3	19.00	17.89	17.96	18.06
	Subtest 4	18.00	16.97	17.48	17.20
	Subtest 5	20.50	19.30	19.36	19.23
DC-HSDPA	Subtest 1	22.00	20.78	20.97	20.72
	Subtest 2	21.20	19.97	19.94	20.12
	Subtest 3	22.00	19.56	19.60	19.40
	Subtest 4	20.50	19.54	19.66	19.28

Table 33: Conducted power measurement results of UMTS Band IV (Full Power)

UMTS Band 4		Tune-up	Average Power (dBm)		
		Max.	1312CH	1413CH	1513CH
WCDMA	12.2kbps RMC	15.00	<b>13.92</b>	<b>13.89</b>	<b>13.72</b>
	12.2kbps AMR	15.00	13.93	13.88	13.74
HSDPA	Subtest 1	14.50	13.38	13.36	13.23
	Subtest 2	13.50	12.56	12.60	12.43
	Subtest 3	13.50	12.09	12.06	11.96
	Subtest 4	13.00	12.07	12.04	11.95
HSUPA	Subtest 1	14.50	13.71	12.97	12.64
	Subtest 2	12.00	11.36	9.71	11.53
	Subtest 3	14.00	13.20	11.29	13.20
	Subtest 4	12.50	12.08	9.73	11.86
	Subtest 5	14.50	13.89	13.89	13.75
DC-HSDPA	Subtest 1	14.50	13.34	13.36	13.23
	Subtest 2	13.50	12.53	12.60	12.43
	Subtest 3	13.50	12.10	12.06	11.96
	Subtest 4	13.00	11.98	12.04	11.90

Table 34: Conducted power measurement results of UMTS Band IV (Receiver ON)

UMTS Band 4		Tune-up	Average Power (dBm)		
		Max.	1312CH	1413CH	1513CH
WCDMA	12.2kbps RMC	21.50	20.25	20.38	20.22
	12.2kbps AMR	21.50	20.33	20.38	20.26
HSDPA	Subtest 1	21.00	19.78	19.86	19.65
	Subtest 2	20.20	18.96	19.04	18.92
	Subtest 3	21.00	18.43	18.51	18.40
	Subtest 4	19.50	18.46	18.52	18.44
HSUPA	Subtest 1	20.00	18.68	18.58	18.71
	Subtest 2	17.00	16.14	16.31	16.15
	Subtest 3	18.00	16.98	17.05	16.87
	Subtest 4	17.00	15.94	16.30	16.02
	Subtest 5	19.50	18.30	18.34	18.21
DC-HSDPA	Subtest 1	21.00	19.71	19.71	19.79
	Subtest 2	20.20	19.07	18.98	18.77
	Subtest 3	21.00	18.54	18.68	18.57
	Subtest 4	19.50	18.40	18.32	18.45

Table 35: Conducted power measurement results of UMTS Band IV (Second Antenna+WiFi Antenna, Receiver OFF)

UMTS Band 4		Tune-up	Average Power (dBm)		
		Max.	1312CH	1413CH	1513CH
WCDMA	12.2kbps RMC	13.00	11.74	11.79	11.70
	12.2kbps AMR	13.00	11.81	11.82	11.73
HSDPA	Subtest 1	12.50	11.24	11.04	11.39
	Subtest 2	11.70	10.45	10.51	10.39
	Subtest 3	12.50	9.91	9.92	9.88
	Subtest 4	11.00	9.93	9.98	9.92
HSUPA	Subtest 1	13.00	11.43	11.06	12.77
	Subtest 2	8.50	8.45	6.52	8.38
	Subtest 3	10.50	10.22	8.07	10.44
	Subtest 4	9.00	8.56	6.87	8.72
	Subtest 5	12.00	11.78	11.79	11.69
DC-HSDPA	Subtest 1	12.50	11.24	10.98	11.44
	Subtest 2	11.70	10.27	10.48	10.56
	Subtest 3	12.50	9.83	10.03	10.06
	Subtest 4	11.00	10.12	10.02	10.04

Table 36: Conducted power measurement results of UMTS Band IV (Second Antenna+WiFi Antenna, Receiver ON)

UMTS Band 4		Tune-up	Average Power (dBm)		
		Max.	1312CH	1413CH	1513CH
WCDMA	12.2kbps RMC	13.00	11.74	11.79	11.70
	12.2kbps AMR	13.00	11.81	11.82	11.73
HSDPA	Subtest 1	12.50	11.24	11.04	11.39
	Subtest 2	11.70	10.45	10.51	10.39
	Subtest 3	12.50	9.91	9.92	9.88
	Subtest 4	11.00	9.93	9.98	9.92
HSUPA	Subtest 1	13.00	11.43	11.06	12.77
	Subtest 2	8.50	8.45	6.52	8.38
	Subtest 3	10.50	10.22	8.07	10.44
	Subtest 4	9.00	8.56	6.87	8.72
	Subtest 5	12.00	11.78	11.79	11.69
DC-HSDPA	Subtest 1	12.50	11.24	10.98	11.44
	Subtest 2	11.70	10.27	10.48	10.56
	Subtest 3	12.50	9.83	10.03	10.06
	Subtest 4	11.00	10.12	10.02	10.04

Table 37: Conducted power measurement results of LYA-L0C UMTS Band IV (Second Antenna+WiFi Antenna, Receiver ON)

Note:

- 1) The bolded 12.2kbps RMC mode was selected for SAR testing (the primary mode).
- 2) Per KDB941225 D01, When the maximum output power and tune-up tolerance specified for production units in a Second mode is  $\leq \frac{1}{4}$  dB higher than the primary mode or when the highest *reported* SAR of the primary mode is scaled by the ratio of specified maximum output power and tune-up tolerance of Second to primary mode and the adjusted SAR is  $\leq 1.2$  W/kg, SAR measurement is not required for the Second mode.

### 7.1.8 Conducted power measurements of UMTS Band IV (Main Antenna)

UMTS Band 4		Tune-up	Average Power (dBm)		
		Max.	1312CH	1413CH	1513CH
WCDMA	12.2kbps RMC	25.00	<b>23.90</b>	<b>24.04</b>	<b>23.87</b>
	12.2kbps AMR	25.00	24.01	24.08	23.91
HSDPA	Subtest 1	24.50	23.40	23.51	23.37
	Subtest 2	23.70	22.62	22.75	22.55
	Subtest 3	24.50	22.10	22.27	22.08
	Subtest 4	23.00	22.11	22.26	22.05
HSUPA	Subtest 1	23.50	22.19	22.34	22.18
	Subtest 2	20.50	19.29	19.17	19.93
	Subtest 3	21.50	21.01	20.92	20.69
	Subtest 4	20.50	20.04	20.20	20.01
	Subtest 5	23.00	21.93	22.04	21.86
DC-HSDPA	Subtest 1	24.50	23.44	23.51	23.34
	Subtest 2	23.70	22.65	22.61	22.68
	Subtest 3	24.50	22.00	22.27	22.21
	Subtest 4	23.00	22.23	22.33	22.11

Table 38: Conducted power measurement results of UMTS Band IV (Full Power)

UMTS Band 4		Tune-up	Average Power (dBm)		
		Max.	1312CH	1413CH	1513CH
WCDMA	12.2kbps RMC	20.50	<b>19.45</b>	<b>19.80</b>	<b>19.45</b>
	12.2kbps AMR	20.50	19.49	19.59	19.36
HSDPA	Subtest 1	20.00	18.94	19.04	18.97
	Subtest 2	19.20	18.09	18.21	18.12
	Subtest 3	20.00	17.58	17.67	17.61
	Subtest 4	18.50	17.60	17.65	17.64
HSUPA	Subtest 1	19.00	17.33	17.99	17.85
	Subtest 2	16.00	15.10	15.52	15.38
	Subtest 3	17.00	15.95	16.08	16.09
	Subtest 4	16.00	14.92	15.44	15.35
	Subtest 5	18.50	17.44	17.51	17.43
DC-HSDPA	Subtest 1	20.00	18.81	18.85	18.99
	Subtest 2	19.20	17.95	18.10	18.02
	Subtest 3	20.00	17.53	17.73	17.41
	Subtest 4	18.50	17.75	17.80	17.65

Table 39: Conducted power measurement results of UMTS Band IV (Reduced Power Level D2)

UMTS Band 4		Tune-up	Average Power (dBm)		
		Max.	1312CH	1413CH	1513CH
WCDMA	12.2kbps RMC	20.00	19.10	19.12	19.05
	12.2kbps AMR	20.00	19.15	19.17	19.08
HSDPA	Subtest 1	19.50	18.63	18.64	18.53
	Subtest 2	18.70	17.83	17.83	17.75
	Subtest 3	19.50	17.35	17.32	17.26
	Subtest 4	18.00	17.32	17.33	17.26
HSUPA	Subtest 1	18.50	17.02	17.55	17.50
	Subtest 2	15.50	14.71	15.00	14.71
	Subtest 3	16.50	15.57	15.82	15.56
	Subtest 4	15.50	14.49	15.05	14.91
	Subtest 5	18.00	17.14	17.13	17.02
DC-HSDPA	Subtest 1	19.50	18.62	18.63	18.55
	Subtest 2	18.70	17.84	17.85	17.75
	Subtest 3	19.50	17.33	17.34	17.26
	Subtest 4	18.00	17.31	17.31	17.25

Table 40: Conducted power measurement results of LYA-L0C UMTS Band IV (Reduced Power Level D2)

UMTS Band 4		Tune-up	Average Power (dBm)		
		Max.	1312CH	1413CH	1513CH
WCDMA	12.2kbps RMC	18.50	17.42	<b>17.48</b>	17.45
	12.2kbps AMR	18.50	17.45	17.50	17.44
HSDPA	Subtest 1	18.00	16.91	16.95	16.90
	Subtest 2	17.20	16.09	16.16	16.13
	Subtest 3	18.00	15.59	15.66	15.61
	Subtest 4	16.50	15.60	15.68	15.64
HSUPA	Subtest 1	17.00	15.20	15.63	15.83
	Subtest 2	14.00	13.09	13.45	12.57
	Subtest 3	15.00	13.90	14.14	13.99
	Subtest 4	14.00	12.87	13.44	13.38
	Subtest 5	16.50	15.40	15.49	15.41
DC-HSDPA	Subtest 1	18.00	16.93	16.96	16.84
	Subtest 2	17.20	15.90	16.22	16.02
	Subtest 3	18.00	15.44	15.77	15.72
	Subtest 4	16.50	15.60	15.59	15.64

Table 41: Conducted power measurement results of UMTS Band IV (Reduced Power Level D4/D5)

UMTS Band 4		Tune-up	Average Power (dBm)		
		Max.	1312CH	1413CH	1513CH
WCDMA	12.2kbps RMC	14.00	12.93	12.96	12.91
	12.2kbps AMR	14.00	12.91	13.04	12.93
HSDPA	Subtest 1	13.50	12.41	12.45	12.39
	Subtest 2	12.70	11.57	11.67	11.62
	Subtest 3	13.50	11.05	11.08	11.11
	Subtest 4	12.00	11.09	11.13	11.09
HSUPA	Subtest 1	14.50	12.00	12.23	12.07
	Subtest 2	9.50	8.89	8.88	8.42
	Subtest 3	10.50	9.96	9.54	9.22
	Subtest 4	9.50	8.65	9.13	8.80
	Subtest 5	14.50	12.91	12.97	12.90
DC-HSDPA	Subtest 1	13.50	12.50	12.52	12.26
	Subtest 2	12.70	11.65	11.60	11.51
	Subtest 3	13.50	11.03	11.10	11.26
	Subtest 4	12.00	11.22	11.05	11.16

Table 42: Conducted power measurement results of UMTS Band IV (Reduced Power Level D6)

UMTS Band 4		Tune-up	Average Power (dBm)		
		Max.	1312CH	1413CH	1513CH
WCDMA	12.2kbps RMC	13.50	12.62	12.62	12.56
	12.2kbps AMR	13.50	12.76	12.63	12.65
HSDPA	Subtest 1	13.00	12.11	12.10	12.02
	Subtest 2	12.20	11.31	11.31	11.23
	Subtest 3	13.00	10.80	10.79	10.72
	Subtest 4	11.50	10.80	10.80	10.73
HSUPA	Subtest 1	13.50	11.58	11.84	12.48
	Subtest 2	9.00	8.25	8.12	7.84
	Subtest 3	10.00	9.87	8.89	9.89
	Subtest 4	9.00	8.38	8.57	8.50
	Subtest 5	13.50	12.65	12.63	12.53
DC-HSDPA	Subtest 1	13.00	12.08	12.11	12.03
	Subtest 2	12.20	11.35	11.32	11.22
	Subtest 3	13.00	10.82	10.80	10.71
	Subtest 4	11.50	10.81	10.83	10.70

Table 43: Conducted power measurement results of LYA-LOC UMTS Band IV (Reduced Power Level D6)

Note:

- 1) The bolded 12.2kbps RMC mode was selected for SAR testing (the primary mode).
- 2) Per KDB941225 D01, When the maximum output power and tune-up tolerance specified for production units in a Second mode is  $\leq \frac{1}{4}$  dB higher than the primary mode or when the highest *reported* SAR of the primary mode is scaled by the ratio of specified maximum output power and tune-up tolerance of Second to primary mode and the adjusted SAR is  $\leq 1.2$  W/kg, SAR measurement is not required for the Second mode.

### 7.1.9 Conducted power measurements of UMTS Band V (Second Antenna)

UMTS Band 5		Tune-up	Average Power (dBm)		
		Max.	4132CH	4182CH	4233CH
WCDMA	12.2kbps RMC	25.00	23.58	<b>23.55</b>	23.54
	12.2kbps AMR	25.00	23.59	23.55	23.54
HSDPA	Subtest 1	24.50	23.03	23.03	23.02
	Subtest 2	23.70	22.56	22.53	22.54
	Subtest 3	24.50	22.17	22.11	22.17
	Subtest 4	23.00	22.13	22.12	22.15
HSUPA	Subtest 1	23.50	22.83	22.30	22.27
	Subtest 2	20.50	20.19	19.39	19.48
	Subtest 3	21.50	20.85	21.11	21.05
	Subtest 4	20.50	20.04	19.73	19.76
	Subtest 5	23.00	21.57	21.50	21.49
DC-HSDPA	Subtest 1	24.50	23.02	23.15	23.07
	Subtest 2	23.70	22.71	22.40	22.43
	Subtest 3	24.50	22.24	22.19	22.00
	Subtest 4	23.00	22.03	22.10	22.28

Table 44: Conducted power measurement results of UMTS Band V (Full Power)

UMTS Band 5		Tune-up	Average Power (dBm)		
		Max.	4132CH	4182CH	4233CH
WCDMA	12.2kbps RMC	20.50	<b>19.02</b>	<b>18.99</b>	<b>18.98</b>
	12.2kbps AMR	20.50	19.02	18.99	18.97
HSDPA	Subtest 1	20.00	18.54	18.50	18.49
	Subtest 2	19.20	18.04	18.01	18.00
	Subtest 3	20.00	17.63	17.59	17.57
	Subtest 4	18.50	17.64	17.61	17.60
HSUPA	Subtest 1	19.00	18.06	17.81	17.66
	Subtest 2	15.50	15.27	14.89	14.93
	Subtest 3	17.00	16.93	16.42	16.47
	Subtest 4	16.50	16.05	14.25	15.09
	Subtest 5	18.50	17.04	16.98	16.97
DC-HSDPA	Subtest 1	20.00	18.57	18.43	18.52
	Subtest 2	19.20	17.89	18.08	18.02
	Subtest 3	20.00	17.67	17.52	17.46
	Subtest 4	18.50	17.59	17.76	17.56

Table 45: Conducted power measurement results of UMTS Band V (Receiver ON)

Note:

- 1) The bolded 12.2kbps RMC mode was selected for SAR testing (the primary mode).
- 2) Per KDB941225 D01, When the maximum output power and tune-up tolerance specified for production units in a Second mode is  $\leq \frac{1}{4}$  dB higher than the primary mode or when the highest reported SAR of the primary mode is scaled by the ratio of specified maximum output power and tune-up tolerance of Second to primary mode and the adjusted SAR is  $\leq 1.2$  W/kg, SAR measurement is not required for the Second mode.



### 7.1.10 Conducted power measurements of UMTS Band V (Main Antenna)

UMTS Band 5		Tune-up	Average Power (dBm)		
		Max.	4132CH	4182CH	4233CH
WCDMA	12.2kbps RMC	25.00	<b>24.47</b>	<b>24.55</b>	<b>24.42</b>
	12.2kbps AMR	25.00	24.05	24.00	23.94
HSDPA	Subtest 1	24.50	23.53	23.44	23.46
	Subtest 2	23.70	23.02	22.97	22.97
	Subtest 3	24.50	22.60	22.57	22.56
	Subtest 4	23.00	22.62	22.56	22.57
HSUPA	Subtest 1	23.50	23.22	22.74	22.53
	Subtest 2	20.50	20.46	19.83	19.84
	Subtest 3	21.50	21.35	20.45	21.43
	Subtest 4	20.50	20.02	20.17	20.01
	Subtest 5	23.00	22.01	21.95	21.93
DC-HSDPA	Subtest 1	24.50	23.58	23.37	23.46
	Subtest 2	23.70	23.02	23.15	22.78
	Subtest 3	24.50	22.65	22.77	22.41
	Subtest 4	23.00	22.56	22.43	22.46

Table 46: Conducted power measurement results of UMTS Band V

Note:

- 1) The bolded 12.2kbps RMC mode was selected for SAR testing (the primary mode).
- 2) Per KDB941225 D01, When the maximum output power and tune-up tolerance specified for production units in a Second mode is  $\leq \frac{1}{4}$  dB higher than the primary mode or when the highest *reported* SAR of the primary mode is scaled by the ratio of specified maximum output power and tune-up tolerance of Second to primary mode and the adjusted SAR is  $\leq 1.2$  W/kg, SAR measurement is not required for the Second mode.

### 7.1.11 Conducted power measurements of LTE Band 2 (Second Antenna)

Bandwidth	Modulation	RB size	RB offset	Tune-up	Channel	Channel	Channel
				Max.	18607CH	18900CH	19193CH
1.4MHz	QPSK	1	0	19.50	18.18	18.29	18.38
		1	3	19.50	18.17	18.28	18.35
		1	5	19.50	18.27	18.28	18.33
		3	0	19.50	18.12	18.18	18.15
		3	2	19.50	18.24	18.12	18.21
		3	3	19.50	18.14	18.16	18.04
		6	0	19.50	18.08	18.23	18.11
	16QAM	1	0	19.50	18.47	18.34	18.36
		1	3	19.50	18.35	18.33	18.34
		1	5	19.50	18.37	18.33	18.33
		3	0	19.50	18.06	18.37	18.17
		3	2	19.50	18.12	18.29	18.22
		3	3	19.50	18.08	18.17	18.10
		6	0	19.50	18.05	18.14	18.13
	64QAM	1	0	19.50	18.43	18.47	18.44
		1	3	19.50	18.56	18.54	18.51
		1	5	19.50	18.49	18.43	18.39
		3	0	19.50	18.03	18.21	18.23
		3	2	19.50	18.15	18.19	18.23
		3	3	19.50	18.12	18.23	18.18
		6	0	19.50	18.13	18.15	18.18
Bandwidth	Modulation	RB size	RB offset	Tune-up	Channel	Channel	Channel
3MHz	QPSK	1	0	19.50	18.15	18.18	18.24
		1	7	19.50	18.15	18.21	18.20
		1	14	19.50	18.19	18.29	18.20
		8	0	19.50	18.22	18.28	18.22
		8	4	19.50	18.30	18.20	18.21
		8	7	19.50	18.16	18.23	18.19
		15	0	19.50	18.19	18.34	18.32
	16QAM	1	0	19.50	18.37	18.23	18.31
		1	7	19.50	18.37	18.46	18.38
		1	14	19.50	18.32	18.40	18.24
		8	0	19.50	18.18	18.17	18.16
		8	4	19.50	18.13	18.15	18.16
		8	7	19.50	18.16	18.22	18.17
		15	0	19.50	18.15	18.22	18.26
	64QAM	1	0	19.50	18.31	18.40	18.44
		1	7	19.50	18.46	18.61	18.41
		1	14	19.50	18.39	18.45	18.38
		8	0	19.50	18.08	18.16	18.05
		8	4	19.50	18.06	18.15	18.09
		8	7	19.50	18.10	18.23	18.07
		15	0	19.50	18.13	18.27	18.25
Bandwidth	Modulation	RB size	RB offset	Tune-up	Channel	Channel	Channel
				Max.	18615CH	18900CH	19185CH



Bandwidth	Modulation	RB size	RB offset	Tune-up	Channel	Channel	Channel
				Max.	18625CH	18900CH	19175CH
5MHz	QPSK	1	0	19.50	18.30	18.19	18.30
		1	13	19.50	18.19	18.20	18.33
		1	24	19.50	18.18	18.19	18.35
		12	0	19.50	18.33	18.31	18.25
		12	6	19.50	18.21	18.35	18.25
		12	13	19.50	18.22	18.35	18.24
		25	0	19.50	18.20	18.21	18.22
	16QAM	1	0	19.50	18.45	18.48	18.41
		1	13	19.50	18.51	18.50	18.44
		1	24	19.50	18.49	18.47	18.54
		12	0	19.50	18.18	18.17	18.23
		12	6	19.50	18.19	18.21	18.21
		12	13	19.50	18.19	18.20	18.24
		25	0	19.50	18.17	18.32	18.17
	64QAM	1	0	19.50	18.45	18.22	18.23
		1	13	19.50	18.51	18.38	18.42
		1	24	19.50	18.47	18.26	18.47
		12	0	19.50	18.32	18.29	18.23
		12	6	19.50	18.32	18.34	18.18
		12	13	19.50	18.19	18.31	18.27
		25	0	19.50	18.08	18.32	18.18
Bandwidth	Modulation	RB size	RB offset	Tune-up	Channel	Channel	Channel
10MHz	QPSK	1	0	19.50	18.30	18.20	18.34
		1	25	19.50	18.20	18.29	18.35
		1	49	19.50	18.20	18.29	18.34
		25	0	19.50	18.28	18.28	18.17
		25	13	19.50	18.28	18.32	18.16
		25	25	19.50	18.27	18.31	18.16
		50	0	19.50	18.26	18.31	18.25
	16QAM	1	0	19.50	18.24	18.40	18.24
		1	25	19.50	18.19	18.38	18.34
		1	49	19.50	18.23	18.23	18.32
		25	0	19.50	18.01	18.03	17.99
		25	13	19.50	18.06	18.15	18.00
		25	25	19.50	18.15	18.13	17.99
		50	0	19.50	18.06	18.17	18.13
	64QAM	1	0	19.50	18.32	18.46	18.28
		1	25	19.50	18.19	18.29	18.42
		1	49	19.50	18.18	18.31	18.27
		25	0	19.50	18.06	18.15	18.14
		25	13	19.50	18.05	18.17	18.12
		25	25	19.50	18.16	18.16	18.13
		50	0	19.50	18.11	18.19	18.21
Bandwidth	Modulation	RB size	RB offset	Tune-up	Channel	Channel	Channel
				Max.	18650CH	18900CH	19150CH

Bandwidth	Modulation	RB size	RB offset	Tune-up	Channel	Channel	Channel
				Max.	18675CH	18900CH	19125CH
15MHz	QPSK	1	0	19.50	18.17	18.06	18.33
		1	38	19.50	18.13	18.13	18.32
		1	74	19.50	18.16	18.11	18.32
		36	0	19.50	18.27	18.36	18.33
		36	18	19.50	18.27	18.37	18.33
		36	39	19.50	18.27	18.37	18.34
		75	0	19.50	18.14	18.33	18.29
	16QAM	1	0	19.50	18.31	18.27	18.55
		1	38	19.50	18.40	18.31	18.39
		1	74	19.50	18.36	18.29	18.43
		36	0	19.50	18.21	18.30	18.29
		36	18	19.50	18.20	18.32	18.31
		36	39	19.50	18.23	18.29	18.27
		75	0	19.50	18.09	18.27	18.15
	64QAM	1	0	19.50	18.36	18.34	18.43
		1	38	19.50	18.38	18.39	18.44
		1	74	19.50	18.38	18.43	18.49
		36	0	19.50	18.26	18.33	18.34
		36	18	19.50	18.26	18.35	18.35
		36	39	19.50	18.29	18.34	18.31
		75	0	19.50	18.21	18.34	18.17
Bandwidth	Modulation	RB size	RB offset	Tune-up	Channel	Channel	Channel
20MHz	QPSK	1	0	19.50	18.37	18.34	<b>18.53</b>
		1	50	19.50	18.37	18.32	18.51
		1	99	19.50	18.36	18.32	18.52
		50	0	19.50	18.25	18.31	<b>18.39</b>
		50	25	19.50	<b>18.26</b>	18.33	18.38
		50	50	19.50	18.25	<b>18.35</b>	18.38
		100	0	19.50	18.19	18.22	18.22
	16QAM	1	0	19.50	18.59	18.43	18.66
		1	50	19.50	18.60	18.51	18.60
		1	99	19.50	18.65	18.39	18.72
		50	0	19.50	18.16	18.30	18.21
		50	25	19.50	18.18	18.17	18.21
		50	50	19.50	18.19	18.30	18.32
		100	0	19.50	18.12	18.14	18.18
	64QAM	1	0	19.50	18.54	18.39	18.74
		1	50	19.50	18.50	18.47	18.63
		1	99	19.50	18.47	18.43	18.67
		50	0	19.50	18.33	18.21	18.25
		50	25	19.50	18.33	18.33	18.22
		50	50	19.50	18.32	18.31	18.04
		100	0	19.50	18.16	18.20	18.04

Table 47: Conducted power measurement results of LTE Band 2 (Full Power)

Bandwidth	Modulation	RB size	RB offset	Tune-up	Channel	Channel	Channel	
				Max.	18607CH	18900CH	19193CH	
1.4MHz	QPSK	1	0	13.00	11.74	11.78	11.79	
		1	3	13.00	11.75	11.75	11.71	
		1	5	13.00	11.71	11.77	11.69	
		3	0	13.00	11.67	11.71	11.71	
		3	2	13.00	11.73	11.72	11.72	
		3	3	13.00	11.63	11.69	11.70	
		6	0	13.00	11.57	11.61	11.63	
	16QAM	1	0	13.00	11.64	11.72	11.85	
		1	3	13.00	11.80	11.93	11.84	
		1	5	13.00	11.76	11.79	11.86	
		3	0	13.00	11.66	11.71	11.70	
		3	2	13.00	11.61	11.67	11.64	
		3	3	13.00	11.67	11.63	11.70	
		6	0	13.00	11.53	11.57	11.56	
	64QAM	1	0	13.00	11.89	11.78	11.95	
		1	3	13.00	11.87	11.91	11.78	
		1	5	13.00	11.78	11.83	11.84	
		3	0	13.00	11.60	11.63	11.62	
		3	2	13.00	11.66	11.50	11.62	
		3	3	13.00	11.58	11.60	11.71	
		6	0	13.00	11.58	11.51	11.67	
	Bandwidth	Modulation	RB size	RB offset	Tune-up	Channel	Channel	Channel
					Max.	18615CH	18900CH	19185CH
	3MHz	QPSK	1	0	13.00	11.66	11.69	11.68
1			7	13.00	11.65	11.70	11.66	
1			14	13.00	11.65	11.70	11.72	
8			0	13.00	11.70	11.70	11.71	
8			4	13.00	11.60	11.68	11.70	
8			7	13.00	11.66	11.65	11.63	
15			0	13.00	11.69	11.66	11.68	
16QAM		1	0	13.00	11.87	11.85	11.91	
		1	7	13.00	11.94	11.86	11.81	
		1	14	13.00	11.84	11.95	11.75	
		8	0	13.00	11.57	11.57	11.65	
		8	4	13.00	11.58	11.57	11.59	
		8	7	13.00	11.54	11.54	11.65	
		15	0	13.00	11.55	11.63	11.64	
64QAM		1	0	13.00	11.84	11.83	11.85	
		1	7	13.00	11.71	11.94	11.77	
		1	14	13.00	11.65	11.89	11.76	
		8	0	13.00	11.56	11.58	11.62	
		8	4	13.00	11.57	11.52	11.54	
		8	7	13.00	11.51	11.60	11.63	
		15	0	13.00	11.54	11.67	11.75	

Bandwidth	Modulation	RB size	RB offset	Tune-up	Channel	Channel	Channel
				Max.	18625CH	18900CH	19175CH
5MHz	QPSK	1	0	13.00	11.71	11.73	11.66
		1	13	13.00	11.71	11.72	11.79
		1	24	13.00	11.70	11.72	11.66
		12	0	13.00	11.79	11.76	11.71
		12	6	13.00	11.76	11.75	11.70
		12	13	13.00	11.76	11.76	11.71
		25	0	13.00	11.73	11.63	11.78
	16QAM	1	0	13.00	12.00	11.97	11.90
		1	13	13.00	11.99	11.84	11.98
		1	24	13.00	11.94	11.91	12.00
		12	0	13.00	11.62	11.62	11.64
		12	6	13.00	11.65	11.65	11.66
		12	13	13.00	11.62	11.68	11.63
		25	0	13.00	11.56	11.66	11.70
	64QAM	1	0	13.00	11.82	11.68	11.71
		1	13	13.00	11.79	11.92	11.78
		1	24	13.00	11.76	11.83	11.81
		12	0	13.00	11.65	11.66	11.71
		12	6	13.00	11.62	11.63	11.68
		12	13	13.00	11.60	11.69	11.71
		25	0	13.00	11.62	11.63	11.59
Bandwidth	Modulation	RB size	RB offset	Tune-up	Channel	Channel	Channel
10MHz	QPSK	1	0	13.00	11.67	11.68	11.83
		1	25	13.00	11.68	11.68	11.83
		1	49	13.00	11.70	11.70	11.81
		25	0	13.00	11.77	11.69	11.70
		25	13	13.00	11.80	11.70	11.70
		25	25	13.00	11.79	11.71	11.69
		50	0	13.00	11.72	11.75	11.65
	16QAM	1	0	13.00	11.77	11.77	11.83
		1	25	13.00	11.79	11.85	11.72
		1	49	13.00	11.77	11.80	11.81
		25	0	13.00	11.60	11.56	11.66
		25	13	13.00	11.61	11.55	11.69
		25	25	13.00	11.59	11.53	11.57
		50	0	13.00	11.56	11.67	11.64
	64QAM	1	0	13.00	11.87	11.82	11.88
		1	25	13.00	11.83	11.84	11.88
		1	49	13.00	11.91	11.80	11.85
		25	0	13.00	11.62	11.58	11.76
		25	13	13.00	11.69	11.61	11.75
		25	25	13.00	11.70	11.62	11.73
		50	0	13.00	11.57	11.64	11.59

Bandwidth	Modulation	RB size	RB offset	Tune-up	Channel	Channel	Channel
				Max.	18675CH	18900CH	19125CH
15MHz	QPSK	1	0	13.00	11.62	11.55	11.72
		1	38	13.00	11.63	11.62	11.73
		1	74	13.00	11.61	11.57	11.72
		36	0	13.00	11.79	11.76	11.77
		36	18	13.00	11.79	11.76	11.75
		36	39	13.00	11.78	11.76	11.78
		75	0	13.00	11.68	11.68	11.80
	16QAM	1	0	13.00	11.84	11.69	11.78
		1	38	13.00	11.81	11.64	11.85
		1	74	13.00	11.97	11.78	11.84
		36	0	13.00	11.59	11.59	11.75
		36	18	13.00	11.58	11.60	11.65
		36	39	13.00	11.57	11.62	11.78
		75	0	13.00	11.63	11.69	11.75
	64QAM	1	0	13.00	11.78	11.74	11.83
		1	38	13.00	11.91	11.70	11.90
		1	74	13.00	11.87	11.67	11.76
		36	0	13.00	11.67	11.63	11.80
		36	18	13.00	11.63	11.64	11.68
		36	39	13.00	11.60	11.63	11.68
		75	0	13.00	11.60	11.72	11.64
Bandwidth	Modulation	RB size	RB offset	Tune-up	Channel	Channel	Channel
20MHz	QPSK	1	0	13.00	11.79	11.72	11.89
		1	50	13.00	<b>11.81</b>	11.71	<b>11.92</b>
		1	99	13.00	11.76	<b>11.81</b>	11.91
		50	0	13.00	<b>11.76</b>	11.74	11.74
		50	25	13.00	11.72	11.73	11.74
		50	50	13.00	11.71	11.70	11.75
		100	0	13.00	11.69	11.74	11.82
	16QAM	1	0	13.00	12.02	11.93	12.11
		1	50	13.00	12.07	12.00	12.00
		1	99	13.00	12.05	11.93	11.97
		50	0	13.00	11.69	11.58	11.61
		50	25	13.00	11.69	11.55	11.59
		50	50	13.00	11.68	11.57	11.61
		100	0	13.00	11.64	11.66	11.66
	64QAM	1	0	13.00	11.96	11.92	12.01
		1	50	13.00	12.01	11.92	11.92
		1	99	13.00	11.99	11.92	12.02
		50	0	13.00	11.72	11.60	11.67
		50	25	13.00	11.71	11.59	11.69
		50	50	13.00	11.72	11.59	11.70
		100	0	13.00	11.59	11.68	11.65

Table 48: Conducted power measurement results of LTE Band 2(Receiver ON)



Bandwidth	Modulation	RB size	RB offset	Tune-up	Channel	Channel	Channel
				Max.	18607CH	18900CH	19193CH
1.4MHz	QPSK	1	0	12.00	10.71	10.71	10.80
		1	3	12.00	10.71	10.70	10.81
		1	5	12.00	10.71	10.72	10.82
		3	0	12.00	10.70	10.68	10.78
		3	2	12.00	10.75	10.67	10.74
		3	3	12.00	10.70	10.66	10.72
		6	0	12.00	10.65	10.70	10.62
	16QAM	1	0	12.00	10.77	10.80	10.72
		1	3	12.00	10.81	10.85	10.83
		1	5	12.00	10.79	10.90	10.74
		3	0	12.00	10.69	10.74	10.70
		3	2	12.00	10.70	10.63	10.79
		3	3	12.00	10.73	10.71	10.71
		6	0	12.00	10.65	10.50	10.57
	64QAM	1	0	12.00	10.76	10.90	10.91
		1	3	12.00	10.78	10.78	10.87
		1	5	12.00	10.71	10.82	10.93
		3	0	12.00	10.75	10.75	10.62
		3	2	12.00	10.68	10.71	10.62
		3	3	12.00	10.61	10.58	10.64
		6	0	12.00	10.55	10.68	10.63
Bandwidth	Modulation	RB size	RB offset	Tune-up	Channel	Channel	Channel
				Max.	18615CH	18900CH	19185CH
3MHz	QPSK	1	0	12.00	10.70	10.66	10.79
		1	7	12.00	10.68	10.64	10.79
		1	14	12.00	10.71	10.63	10.79
		8	0	12.00	10.66	10.68	10.74
		8	4	12.00	10.65	10.66	10.77
		8	7	12.00	10.75	10.67	10.72
		15	0	12.00	10.61	10.75	10.70
	16QAM	1	0	12.00	10.89	10.78	10.90
		1	7	12.00	10.89	10.81	10.75
		1	14	12.00	10.78	10.84	10.81
		8	0	12.00	10.68	10.60	10.64
		8	4	12.00	10.64	10.65	10.64
		8	7	12.00	10.62	10.65	10.63
		15	0	12.00	10.60	10.63	10.67
	64QAM	1	0	12.00	10.77	10.82	10.88
		1	7	12.00	10.79	10.66	10.81
		1	14	12.00	10.71	10.59	10.75
		8	0	12.00	10.63	10.59	10.60
		8	4	12.00	10.50	10.65	10.60
		8	7	12.00	10.64	10.57	10.63
		15	0	12.00	10.63	10.63	10.76

Bandwidth	Modulation	RB size	RB offset	Tune-up	Channel	Channel	Channel	
				Max.	18625CH	18900CH	19175CH	
5MHz	QPSK	1	0	12.00	10.73	10.63	10.75	
		1	13	12.00	10.71	10.73	10.75	
		1	24	12.00	10.70	10.74	10.73	
		12	0	12.00	10.68	10.78	10.67	
		12	6	12.00	10.69	10.78	10.67	
		12	13	12.00	10.68	10.77	10.68	
		25	0	12.00	10.68	10.76	10.78	
	16QAM	1	0	12.00	10.97	10.89	10.92	
		1	13	12.00	10.89	10.83	11.08	
		1	24	12.00	10.98	11.01	11.09	
		12	0	12.00	10.69	10.77	10.76	
		12	6	12.00	10.70	10.77	10.67	
		12	13	12.00	10.79	10.76	10.66	
		25	0	12.00	10.63	10.69	10.68	
	64QAM	1	0	12.00	10.79	10.63	10.78	
		1	13	12.00	10.78	10.73	10.76	
		1	24	12.00	10.78	10.87	10.71	
		12	0	12.00	10.65	10.69	10.61	
		12	6	12.00	10.67	10.73	10.67	
		12	13	12.00	10.66	10.70	10.65	
		25	0	12.00	10.57	10.56	10.67	
	Bandwidth	Modulation	RB size	RB offset	Tune-up	Channel	Channel	Channel
					Max.	18650CH	18900CH	19150CH
	10MHz	QPSK	1	0	12.00	10.67	10.57	10.69
1			25	12.00	10.70	10.62	10.69	
1			49	12.00	10.72	10.60	10.68	
25			0	12.00	10.68	10.65	10.70	
25			13	12.00	10.66	10.65	10.73	
25			25	12.00	10.65	10.66	10.70	
50			0	12.00	10.71	10.72	10.68	
16QAM		1	0	12.00	10.94	10.54	10.73	
		1	25	12.00	10.75	10.71	10.77	
		1	49	12.00	10.86	10.67	10.79	
		25	0	12.00	10.63	10.61	10.61	
		25	13	12.00	10.67	10.62	10.60	
		25	25	12.00	10.63	10.61	10.60	
		50	0	12.00	10.61	10.67	10.59	
64QAM		1	0	12.00	10.70	10.72	10.91	
		1	25	12.00	10.80	10.66	10.76	
		1	49	12.00	10.94	10.73	10.80	
		25	0	12.00	10.67	10.64	10.69	
		25	13	12.00	10.62	10.62	10.71	
		25	25	12.00	10.68	10.62	10.68	
		50	0	12.00	10.57	10.63	10.74	

Bandwidth	Modulation	RB size	RB offset	Tune-up	Channel	Channel	Channel
				Max.	18675CH	18900CH	19125CH
15MHz	QPSK	1	0	12.00	10.65	10.57	10.65
		1	38	12.00	10.66	10.57	10.70
		1	74	12.00	10.64	10.56	10.71
		36	0	12.00	10.73	10.79	10.74
		36	18	12.00	10.72	10.65	10.73
		36	39	12.00	10.73	10.65	10.69
		75	0	12.00	10.71	10.77	10.72
	16QAM	1	0	12.00	10.78	10.74	10.74
		1	38	12.00	10.77	10.86	10.80
		1	74	12.00	10.78	10.78	10.93
		36	0	12.00	10.71	10.64	10.74
		36	18	12.00	10.71	10.65	10.67
		36	39	12.00	10.72	10.64	10.73
		75	0	12.00	10.63	10.67	10.68
	64QAM	1	0	12.00	10.74	10.71	10.81
		1	38	12.00	10.88	10.82	10.72
		1	74	12.00	10.74	10.70	10.74
		36	0	12.00	10.65	10.64	10.79
		36	18	12.00	10.63	10.61	10.68
		36	39	12.00	10.64	10.63	10.71
		75	0	12.00	10.55	10.62	10.69
Bandwidth	Modulation	RB size	RB offset	Tune-up	Channel	Channel	Channel
				Max.	18700CH	18900CH	19100CH
20MHz	QPSK	1	0	12.00	10.84	10.72	10.88
		1	50	12.00	10.80	10.73	10.87
		1	99	12.00	10.81	10.73	10.88
		50	0	12.00	10.73	10.62	10.71
		50	25	12.00	10.74	10.63	10.74
		50	50	12.00	10.72	10.76	10.71
		100	0	12.00	10.76	10.77	10.70
	16QAM	1	0	12.00	11.06	10.99	11.17
		1	50	12.00	11.08	11.13	11.12
		1	99	12.00	11.01	10.97	10.99
		50	0	12.00	10.67	10.57	10.64
		50	25	12.00	10.67	10.62	10.63
		50	50	12.00	10.68	10.69	10.64
		100	0	12.00	10.64	10.69	10.70
	64QAM	1	0	12.00	10.93	10.85	10.99
		1	50	12.00	10.96	10.81	11.01
		1	99	12.00	10.91	10.90	10.96
		50	0	12.00	10.65	10.59	10.66
		50	25	12.00	10.67	10.62	10.68
		50	50	12.00	10.66	10.62	10.68
		100	0	12.00	10.56	10.60	10.63

Table 49: Conducted power measurement results of LTE Band 2 (Second Antenna+WiFi Antenna, Receiver ON)

Bandwidth	Modulation	RB size	RB offset	Tune-up	Channel	Channel	Channel
				Max.	18607CH	18900CH	19193CH
1.4MHz	QPSK	1	0	18.50	17.14	17.19	17.35
		1	3	18.50	17.30	17.19	17.32
		1	5	18.50	17.32	17.20	17.31
		3	0	18.50	17.11	17.10	17.27
		3	2	18.50	17.13	17.08	17.26
		3	3	18.50	17.16	17.14	17.25
		6	0	18.50	17.20	17.16	17.13
	16QAM	1	0	18.50	17.18	17.12	17.37
		1	3	18.50	17.42	17.14	17.30
		1	5	18.50	17.30	17.21	17.27
		3	0	18.50	17.20	17.22	17.24
		3	2	18.50	17.17	17.19	17.18
		3	3	18.50	17.24	17.24	17.24
		6	0	18.50	17.08	17.15	17.15
	64QAM	1	0	18.50	17.43	17.34	17.27
		1	3	18.50	17.49	17.40	17.41
		1	5	18.50	17.54	17.51	17.43
		3	0	18.50	17.17	17.35	17.10
		3	2	18.50	17.18	17.16	17.14
		3	3	18.50	17.18	17.24	17.15
		6	0	18.50	17.11	17.13	17.21
Bandwidth	Modulation	RB size	RB offset	Tune-up	Channel	Channel	Channel
3MHz	QPSK	1	0	18.50	17.18	17.20	17.30
		1	7	18.50	17.22	17.24	17.33
		1	14	18.50	17.18	17.22	17.19
		8	0	18.50	17.16	17.17	17.20
		8	4	18.50	17.22	17.20	17.23
		8	7	18.50	17.13	17.17	17.23
		15	0	18.50	17.16	17.21	17.27
	16QAM	1	0	18.50	17.31	17.39	17.47
		1	7	18.50	17.53	17.32	17.38
		1	14	18.50	17.49	17.34	17.45
		8	0	18.50	17.16	17.12	17.20
		8	4	18.50	17.24	17.26	17.20
		8	7	18.50	17.15	17.27	17.19
		15	0	18.50	17.15	17.26	17.20
	64QAM	1	0	18.50	17.48	17.26	17.46
		1	7	18.50	17.46	17.37	17.28
		1	14	18.50	17.40	17.41	17.27
		8	0	18.50	17.16	17.13	17.19
		8	4	18.50	17.11	17.14	17.14
		8	7	18.50	17.07	17.11	17.16
		15	0	18.50	17.18	17.27	17.29

Bandwidth	Modulation	RB size	RB offset	Tune-up	Channel	Channel	Channel
				Max.	18625CH	18900CH	19175CH
5MHz	QPSK	1	0	18.50	17.23	17.20	17.27
		1	13	18.50	17.21	17.20	17.27
		1	24	18.50	17.22	17.20	17.26
		12	0	18.50	17.21	17.30	17.25
		12	6	18.50	17.25	17.30	17.26
		12	13	18.50	17.26	17.31	17.25
		25	0	18.50	17.14	17.29	17.34
	16QAM	1	0	18.50	17.35	17.35	17.39
		1	13	18.50	17.42	17.41	17.37
		1	24	18.50	17.44	17.29	17.38
		12	0	18.50	17.21	17.33	17.17
		12	6	18.50	17.23	17.39	17.20
		12	13	18.50	17.25	17.34	17.18
		25	0	18.50	17.19	17.25	17.30
	64QAM	1	0	18.50	17.32	17.40	17.40
		1	13	18.50	17.35	17.45	17.44
		1	24	18.50	17.38	17.41	17.44
		12	0	18.50	17.25	17.24	17.16
		12	6	18.50	17.22	17.25	17.15
		12	13	18.50	17.22	17.23	17.17
		25	0	18.50	17.11	17.32	17.25
Bandwidth	Modulation	RB size	RB offset	Tune-up	Channel	Channel	Channel
10MHz	QPSK	1	0	18.50	17.30	17.16	17.37
		1	25	18.50	17.30	17.26	17.36
		1	49	18.50	17.30	17.22	17.34
		25	0	18.50	17.20	17.28	17.22
		25	13	18.50	17.19	17.27	17.21
		25	25	18.50	17.20	17.29	17.23
		50	0	18.50	17.28	17.32	17.23
	16QAM	1	0	18.50	17.29	17.15	17.45
		1	25	18.50	17.31	17.29	17.31
		1	49	18.50	17.30	17.30	17.37
		25	0	18.50	17.24	17.21	17.19
		25	13	18.50	17.14	17.24	17.16
		25	25	18.50	17.13	17.20	17.16
		50	0	18.50	17.18	17.25	17.18
	64QAM	1	0	18.50	17.43	17.25	17.30
		1	25	18.50	17.40	17.39	17.46
		1	49	18.50	17.41	17.31	17.41
		25	0	18.50	17.12	17.20	17.18
		25	13	18.50	17.15	17.19	17.24
		25	25	18.50	17.14	17.20	17.22
		50	0	18.50	17.21	17.28	17.19

Bandwidth	Modulation	RB size	RB offset	Tune-up	Channel	Channel	Channel
				Max.	18675CH	18900CH	19125CH
15MHz	QPSK	1	0	18.50	17.29	17.17	17.22
		1	38	18.50	17.28	17.14	17.23
		1	74	18.50	17.26	17.21	17.34
		36	0	18.50	17.38	17.29	17.32
		36	18	18.50	17.27	17.29	17.43
		36	39	18.50	17.26	17.30	17.42
		75	0	18.50	17.32	17.36	17.38
	16QAM	1	0	18.50	17.32	17.25	17.34
		1	38	18.50	17.30	17.26	17.23
		1	74	18.50	17.36	17.30	17.40
		36	0	18.50	17.30	17.34	17.37
		36	18	18.50	17.24	17.32	17.22
		36	39	18.50	17.30	17.33	17.35
		75	0	18.50	17.26	17.26	17.27
	64QAM	1	0	18.50	17.39	17.19	17.32
		1	38	18.50	17.49	17.06	17.30
		1	74	18.50	17.36	17.17	17.27
		36	0	18.50	17.32	17.31	17.35
		36	18	18.50	17.32	17.34	17.36
		36	39	18.50	17.34	17.32	17.37
		75	0	18.50	17.27	17.33	17.18
Bandwidth	Modulation	RB size	RB offset	Tune-up	Channel	Channel	Channel
20MHz	QPSK	1	0	18.50	17.34	17.43	17.50
		1	50	18.50	17.48	17.39	<b>17.52</b>
		1	99	18.50	17.49	17.41	17.51
		50	0	18.50	<b>17.34</b>	<b>17.25</b>	<b>17.42</b>
		50	25	18.50	17.31	17.25	17.42
		50	50	18.50	17.34	17.24	17.41
		100	0	18.50	17.30	17.36	17.26
	16QAM	1	0	18.50	17.51	17.48	17.46
		1	50	18.50	17.44	17.38	17.54
		1	99	18.50	17.51	17.40	17.74
		50	0	18.50	17.15	17.29	17.32
		50	25	18.50	17.16	17.28	17.34
		50	50	18.50	17.16	17.25	17.32
		100	0	18.50	17.25	17.28	17.19
	64QAM	1	0	18.50	17.61	17.46	17.57
		1	50	18.50	17.49	17.34	17.54
		1	99	18.50	17.58	17.41	17.48
		50	0	18.50	17.16	17.15	17.36
		50	25	18.50	17.16	17.28	17.36
		50	50	18.50	17.14	17.30	17.35
		100	0	18.50	17.28	17.27	17.23

Table 50: Conducted power measurement results of LTE Band 2 (Second Antenna+WiFi Antenna, Receiver OFF)

### 7.1.12 Conducted power measurements of LTE Band 2 (Main Antenna)

Bandwidth	Modulation	RB size	RB offset	Tune-up	Channel	Channel	Channel	
				Max.	18607CH	18900CH	19193CH	
1.4MHz	QPSK	1	0	24.50	23.48	23.38	23.22	
		1	3	24.50	23.49	23.40	23.24	
		1	5	24.50	23.50	23.43	23.36	
		3	0	24.50	23.33	23.38	23.23	
		3	2	24.50	23.26	23.37	23.20	
		3	3	24.50	23.26	23.37	23.21	
	16QAM	6	0	23.50	22.29	22.32	22.11	
		1	0	23.50	22.48	22.49	22.36	
		1	3	23.50	22.46	22.55	22.34	
		1	5	23.50	22.49	22.64	22.28	
		3	0	23.50	22.41	22.48	22.26	
		3	2	23.50	22.41	22.51	22.28	
	64QAM	3	3	23.50	22.42	22.51	22.25	
		6	0	22.50	21.25	21.31	21.14	
		1	0	22.50	21.54	21.49	21.38	
		1	3	22.50	21.57	21.57	21.44	
		1	5	22.50	21.63	21.58	21.53	
		3	0	22.50	21.29	21.41	21.25	
	3MHz	QPSK	3	2	22.50	21.33	21.44	21.15
			3	3	22.50	21.35	21.43	21.31
			6	0	21.50	20.38	20.42	20.21
			1	0	24.50	23.37	23.37	23.33
			1	7	24.50	23.46	23.38	23.36
			1	14	24.50	23.43	23.37	23.34
16QAM		8	0	23.50	22.27	22.37	22.33	
		8	4	23.50	22.38	22.36	22.33	
		8	7	23.50	22.35	22.39	22.23	
		15	0	23.50	22.40	22.41	22.23	
		1	0	23.50	22.52	22.54	22.47	
		1	7	23.50	22.53	22.55	22.31	
64QAM	1	14	23.50	22.64	22.54	22.33		
	8	0	22.50	21.31	21.36	21.18		
	8	4	22.50	21.32	21.39	21.24		
	8	7	22.50	21.33	21.37	21.23		
	15	0	22.50	21.28	21.42	21.25		
	1	0	22.50	21.60	21.65	21.42		
64QAM	1	7	22.50	21.52	21.72	21.42		
	1	14	22.50	21.56	21.65	21.40		
	8	0	21.50	20.40	20.50	20.36		
	8	4	21.50	20.39	20.47	20.33		
	8	7	21.50	20.40	20.46	20.34		
	15	0	21.50	20.36	20.57	20.33		

Bandwidth	Modulation	RB size	RB offset	Tune-up	Channel	Channel	Channel
				Max.	18625CH	18900CH	19175CH
5MHz	QPSK	1	0	24.50	23.42	23.51	23.32
		1	13	24.50	23.53	23.35	23.29
		1	24	24.50	23.43	23.42	23.28
		12	0	23.50	22.54	22.46	22.28
		12	6	23.50	22.54	22.47	22.28
		12	13	23.50	22.54	22.49	22.31
		25	0	23.50	22.31	22.42	22.25
	16QAM	1	0	23.50	22.49	22.45	22.56
		1	13	23.50	22.47	22.52	22.48
		1	24	23.50	22.62	22.60	22.50
		12	0	22.50	21.52	21.48	21.47
		12	6	22.50	21.48	21.52	21.46
		12	13	22.50	21.49	21.51	21.42
		25	0	22.50	21.27	21.41	21.28
	64QAM	1	0	22.50	21.58	21.61	21.61
		1	13	22.50	21.49	21.67	21.60
		1	24	22.50	21.55	21.55	21.52
		12	0	21.50	20.46	20.61	20.35
		12	6	21.50	20.45	20.57	20.35
		12	13	21.50	20.49	20.62	20.38
		25	0	21.50	20.40	20.55	20.29
Bandwidth	Modulation	RB size	RB offset	Tune-up	Channel	Channel	Channel
10MHz	QPSK	1	0	24.50	23.44	23.37	23.47
		1	25	24.50	23.38	23.32	23.43
		1	49	24.50	23.37	23.45	23.40
		25	0	23.50	22.41	22.40	22.46
		25	13	23.50	22.40	22.51	22.34
		25	25	23.50	22.40	22.51	22.32
		50	0	23.50	22.46	22.42	22.27
	16QAM	1	0	23.50	22.46	22.45	22.69
		1	25	23.50	22.55	22.53	22.48
		1	49	23.50	22.48	22.39	22.52
		25	0	22.50	21.33	21.44	21.33
		25	13	22.50	21.30	21.34	21.22
		25	25	22.50	21.35	21.36	21.28
		50	0	22.50	21.40	21.38	21.25
	64QAM	1	0	22.50	21.71	21.43	21.59
		1	25	22.50	21.71	21.60	21.46
		1	49	22.50	21.70	21.58	21.54
		25	0	21.50	20.47	20.44	20.43
		25	13	21.50	20.47	20.46	20.42
		25	25	21.50	20.46	20.44	20.46
		50	0	21.50	20.44	20.55	20.37
Bandwidth	Modulation	RB size	RB offset	Tune-up	Channel	Channel	Channel
10MHz	QPSK	1	0	24.50	23.44	23.37	23.47
		1	25	24.50	23.38	23.32	23.43
		1	49	24.50	23.37	23.45	23.40
		25	0	23.50	22.41	22.40	22.46
		25	13	23.50	22.40	22.51	22.34
		25	25	23.50	22.40	22.51	22.32
		50	0	23.50	22.46	22.42	22.27
	16QAM	1	0	23.50	22.46	22.45	22.69
		1	25	23.50	22.55	22.53	22.48
		1	49	23.50	22.48	22.39	22.52
		25	0	22.50	21.33	21.44	21.33
		25	13	22.50	21.30	21.34	21.22
		25	25	22.50	21.35	21.36	21.28
		50	0	22.50	21.40	21.38	21.25
	64QAM	1	0	22.50	21.71	21.43	21.59
		1	25	22.50	21.71	21.60	21.46
		1	49	22.50	21.70	21.58	21.54
		25	0	21.50	20.47	20.44	20.43
		25	13	21.50	20.47	20.46	20.42
		25	25	21.50	20.46	20.44	20.46
		50	0	21.50	20.44	20.55	20.37



Bandwidth	Modulation	RB size	RB offset	Tune-up	Channel	Channel	Channel
				Max.	18675CH	18900CH	19125CH
15MHz	QPSK	1	0	24.50	23.57	23.34	23.38
		1	38	24.50	23.45	23.33	23.34
		1	74	24.50	23.43	23.34	23.35
		36	0	23.50	22.53	22.54	22.43
		36	18	23.50	22.53	22.55	22.43
		36	39	23.50	22.53	22.56	22.43
		75	0	23.50	22.43	22.45	22.33
	16QAM	1	0	23.50	22.53	22.52	22.56
		1	38	23.50	22.49	22.40	22.47
		1	74	23.50	22.53	22.58	22.44
		36	0	22.50	21.46	21.48	21.32
		36	18	22.50	21.48	21.51	21.39
		36	39	22.50	21.49	21.49	21.38
		75	0	22.50	21.36	21.42	21.26
	64QAM	1	0	22.50	21.53	21.46	21.45
		1	38	22.50	21.52	21.63	21.50
		1	74	22.50	21.53	21.49	21.41
		36	0	21.50	20.48	20.61	20.39
		36	18	21.50	20.46	20.60	20.40
		36	39	21.50	20.51	20.62	20.40
		75	0	21.50	20.46	20.59	20.37
Bandwidth	Modulation	RB size	RB offset	Tune-up	Channel	Channel	Channel
				Max.	18700CH	18900CH	19100CH
20MHz	QPSK	1	0	24.50	<b>23.68</b>	<b>23.63</b>	<b>23.48</b>
		1	50	24.50	23.58	23.62	23.46
		1	99	24.50	23.55	23.62	23.45
		50	0	23.50	22.53	22.39	22.33
		50	25	23.50	22.42	<b>22.56</b>	22.32
		50	50	23.50	22.42	22.55	22.33
		100	0	23.50	22.39	22.53	22.44
	16QAM	1	0	23.50	22.76	22.85	22.55
		1	50	23.50	22.69	22.83	22.60
		1	99	23.50	22.66	22.77	22.64
		50	0	22.50	21.42	21.48	21.29
		50	25	22.50	21.35	21.47	21.43
		50	50	22.50	21.31	21.37	21.28
		100	0	22.50	21.28	21.47	21.26
	64QAM	1	0	22.50	21.75	21.70	21.66
		1	50	22.50	21.76	21.74	21.63
		1	99	22.50	21.70	21.79	21.69
		50	0	21.50	20.45	20.47	20.36
		50	25	21.50	20.51	20.46	20.39
		50	50	21.50	20.49	20.47	20.35
		100	0	21.50	20.46	20.46	20.32

Table 51: Conducted power measurement results of LTE Band 2(Full power)

Bandwidth	Modulation	RB size	RB offset	Tune-up	Channel	Channel	Channel
				Max.	18607CH	18900CH	19193CH
1.4MHz	QPSK	1	0	20.50	19.51	19.63	19.50
		1	3	20.50	19.53	19.60	19.49
		1	5	20.50	19.55	19.58	19.52
		3	0	20.50	19.43	19.34	19.31
		3	2	20.50	19.38	19.34	19.34
		3	3	20.50	19.34	19.39	19.45
		6	0	20.50	19.37	19.33	19.38
	16QAM	1	0	20.50	19.69	19.70	19.55
		1	3	20.50	19.66	19.70	19.63
		1	5	20.50	19.75	19.69	19.67
		3	0	20.50	19.51	19.40	19.44
		3	2	20.50	19.43	19.36	19.39
		3	3	20.50	19.46	19.39	19.39
		6	0	20.50	19.30	19.36	19.28
	64QAM	1	0	20.50	19.74	19.69	19.39
		1	3	20.50	19.68	19.69	19.38
		1	5	20.50	19.68	19.74	19.53
		3	0	20.50	19.49	19.37	19.34
		3	2	20.50	19.51	19.45	19.38
		3	3	20.50	19.48	19.53	19.36
		6	0	20.50	19.35	19.42	19.33
Bandwidth	Modulation	RB size	RB offset	Tune-up	Channel	Channel	Channel
3MHz	QPSK	1	0	20.50	19.49	19.62	19.49
		1	7	20.50	19.60	19.59	19.54
		1	14	20.50	19.60	19.59	19.53
		8	0	20.50	19.40	19.42	19.38
		8	4	20.50	19.37	19.42	19.38
		8	7	20.50	19.41	19.39	19.39
		15	0	20.50	19.56	19.50	19.41
	16QAM	1	0	20.50	19.74	19.72	19.69
		1	7	20.50	19.74	19.69	19.62
		1	14	20.50	19.70	19.51	19.58
		8	0	20.50	19.40	19.49	19.35
		8	4	20.50	19.40	19.36	19.41
		8	7	20.50	19.39	19.38	19.34
		15	0	20.50	19.48	19.40	19.45
	64QAM	1	0	20.50	19.75	19.75	19.72
		1	7	20.50	19.62	19.73	19.71
		1	14	20.50	19.73	19.70	19.62
		8	0	20.50	19.47	19.44	19.34
		8	4	20.50	19.45	19.43	19.44
		8	7	20.50	19.43	19.31	19.41
		15	0	20.50	19.55	19.60	19.52
Bandwidth	Modulation	RB size	RB offset	Tune-up	Channel	Channel	Channel
				Max.	18615CH	18900CH	19185CH

Bandwidth	Modulation	RB size	RB offset	Tune-up	Channel	Channel	Channel
				Max.	18625CH	18900CH	19175CH
5MHz	QPSK	1	0	20.50	19.60	19.43	19.51
		1	13	20.50	19.59	19.45	19.41
		1	24	20.50	19.60	19.46	19.42
		12	0	20.50	19.60	19.66	19.45
		12	6	20.50	19.65	19.67	19.44
		12	13	20.50	19.66	19.66	19.44
		25	0	20.50	19.54	19.62	19.45
	16QAM	1	0	20.50	19.77	19.67	19.59
		1	13	20.50	19.72	19.56	19.70
		1	24	20.50	19.81	19.68	19.61
		12	0	20.50	19.63	19.65	19.54
		12	6	20.50	19.59	19.58	19.43
		12	13	20.50	19.64	19.57	19.51
		25	0	20.50	19.49	19.54	19.37
	64QAM	1	0	20.50	19.74	19.59	19.64
		1	13	20.50	19.87	19.64	19.61
		1	24	20.50	19.78	19.61	19.48
		12	0	20.50	19.65	19.67	19.39
		12	6	20.50	19.66	19.66	19.49
		12	13	20.50	19.59	19.60	19.40
		25	0	20.50	19.51	19.61	19.43
Bandwidth	Modulation	RB size	RB offset	Tune-up	Channel	Channel	Channel
				Max.	18650CH	18900CH	19150CH
10MHz	QPSK	1	0	20.50	19.50	19.57	19.54
		1	25	20.50	19.50	19.59	19.43
		1	49	20.50	19.51	19.58	19.56
		25	0	20.50	19.52	19.46	19.44
		25	13	20.50	19.52	19.45	19.57
		25	25	20.50	19.50	19.46	19.45
		50	0	20.50	19.46	19.61	19.52
	16QAM	1	0	20.50	19.64	19.63	19.60
		1	25	20.50	19.55	19.73	19.68
		1	49	20.50	19.57	19.76	19.74
		25	0	20.50	19.41	19.39	19.39
		25	13	20.50	19.45	19.38	19.36
		25	25	20.50	19.45	19.39	19.39
		50	0	20.50	19.35	19.51	19.45
	64QAM	1	0	20.50	19.68	19.62	19.63
		1	25	20.50	19.68	19.72	19.69
		1	49	20.50	19.72	19.66	19.58
		25	0	20.50	19.46	19.44	19.52
		25	13	20.50	19.42	19.47	19.42
		25	25	20.50	19.44	19.46	19.39
		50	0	20.50	19.56	19.52	19.43

Bandwidth	Modulation	RB size	RB offset	Tune-up	Channel	Channel	Channel
				Max.	18675CH	18900CH	19125CH
15MHz	QPSK	1	0	20.50	19.53	19.52	19.56
		1	38	20.50	19.51	19.57	19.61
		1	74	20.50	19.49	19.57	19.59
		36	0	20.50	19.51	19.67	19.54
		36	18	20.50	19.63	19.67	19.54
		36	39	20.50	19.61	19.67	19.54
		75	0	20.50	19.59	19.65	19.58
	16QAM	1	0	20.50	19.66	19.68	19.78
		1	38	20.50	19.62	19.55	19.65
		1	74	20.50	19.61	19.60	19.61
		36	0	20.50	19.56	19.59	19.45
		36	18	20.50	19.55	19.60	19.46
		36	39	20.50	19.54	19.59	19.46
		75	0	20.50	19.53	19.56	19.47
	64QAM	1	0	20.50	19.63	19.61	19.65
		1	38	20.50	19.75	19.73	19.70
		1	74	20.50	19.55	19.73	19.66
		36	0	20.50	19.64	19.63	19.58
		36	18	20.50	19.50	19.63	19.55
		36	39	20.50	19.54	19.63	19.56
		75	0	20.50	19.50	19.64	19.55
Bandwidth	Modulation	RB size	RB offset	Tune-up	Channel	Channel	Channel
20MHz	QPSK	1	0	20.50	<b>19.80</b>	19.71	19.73
		1	50	20.50	19.68	19.74	19.77
		1	99	20.50	19.72	19.74	19.73
		50	0	20.50	19.61	<b>19.63</b>	19.54
		50	25	20.50	19.60	19.62	19.54
		50	50	20.50	19.60	19.51	19.54
		100	0	20.50	19.67	19.54	19.46
	16QAM	1	0	20.50	19.93	19.95	19.98
		1	50	20.50	19.84	19.90	19.99
		1	99	20.50	19.85	19.95	19.85
		50	0	20.50	19.54	19.54	19.46
		50	25	20.50	19.54	19.54	19.44
		50	50	20.50	19.53	19.42	19.42
		100	0	20.50	19.60	19.46	19.41
	64QAM	1	0	20.50	19.75	19.75	19.80
		1	50	20.50	19.86	19.80	19.81
		1	99	20.50	19.86	19.86	19.87
		50	0	20.50	19.53	19.58	19.56
		50	25	20.50	19.51	19.58	19.58
		50	50	20.50	19.51	19.47	19.57
		100	0	20.50	19.47	19.49	19.58
Bandwidth	Modulation	RB size	RB offset	Tune-up	Channel	Channel	Channel
				Max.	18700CH	18900CH	19100CH

Table 52: Conducted power measurement results of LTE Band 2 (Reduced Power Level D2)

Bandwidth	Modulation	RB size	RB offset	Tune-up	Channel	Channel	Channel
				Max.	18607CH	18900CH	19193CH
1.4MHz	QPSK	1	0	17.50	16.46	16.47	16.36
		1	3	17.50	16.40	16.51	16.36
		1	5	17.50	16.44	16.49	16.35
		3	0	17.50	16.41	16.53	16.27
		3	2	17.50	16.43	16.36	16.28
		3	3	17.50	16.38	16.49	16.30
		6	0	17.50	16.42	16.34	16.39
	16QAM	1	0	17.50	16.56	16.60	16.54
		1	3	17.50	16.63	16.69	16.46
		1	5	17.50	16.49	16.39	16.45
		3	0	17.50	16.34	16.23	16.25
		3	2	17.50	16.36	16.29	16.18
		3	3	17.50	16.29	16.21	16.19
		6	0	17.50	16.13	16.40	16.15
	64QAM	1	0	17.50	16.57	16.70	16.45
		1	3	17.50	16.63	16.72	16.39
		1	5	17.50	16.95	16.73	16.44
		3	0	17.50	16.43	16.43	16.35
		3	2	17.50	16.46	16.38	16.35
		3	3	17.50	16.40	16.37	16.40
		6	0	17.50	16.43	16.39	16.25
Bandwidth	Modulation	RB size	RB offset	Tune-up	Channel	Channel	Channel
3MHz	QPSK	1	0	17.50	16.47	16.52	16.44
		1	7	17.50	16.43	16.56	16.45
		1	14	17.50	16.46	16.57	16.45
		8	0	17.50	16.44	16.46	16.37
		8	4	17.50	16.40	16.48	16.33
		8	7	17.50	16.37	16.39	16.38
		15	0	17.50	16.47	16.41	16.41
	16QAM	1	0	17.50	16.67	16.51	16.48
		1	7	17.50	16.66	16.46	16.58
		1	14	17.50	16.70	16.75	16.65
		8	0	17.50	16.42	16.44	16.32
		8	4	17.50	16.32	16.46	16.34
		8	7	17.50	16.35	16.51	16.36
		15	0	17.50	16.32	16.50	16.31
	64QAM	1	0	17.50	16.52	16.73	16.44
		1	7	17.50	16.71	16.57	16.52
		1	14	17.50	16.62	16.70	16.43
		8	0	17.50	16.34	16.30	16.32
		8	4	17.50	16.45	16.26	16.33
		8	7	17.50	16.36	16.37	16.25
		15	0	17.50	16.36	16.38	16.32

Bandwidth	Modulation	RB size	RB offset	Tune-up	Channel	Channel	Channel
				Max.	18625CH	18900CH	19175CH
5MHz	QPSK	1	0	17.50	16.55	16.59	16.41
		1	13	17.50	16.59	16.55	16.43
		1	24	17.50	16.59	16.58	16.46
		12	0	17.50	16.60	16.64	16.49
		12	6	17.50	16.63	16.63	16.47
		12	13	17.50	16.63	16.64	16.48
		25	0	17.50	16.53	16.40	16.47
	16QAM	1	0	17.50	16.70	16.54	16.46
		1	13	17.50	16.73	16.57	16.46
		1	24	17.50	16.71	16.56	16.48
		12	0	17.50	16.42	16.54	16.49
		12	6	17.50	16.46	16.53	16.43
		12	13	17.50	16.44	16.58	16.37
		25	0	17.50	16.35	16.44	16.39
	64QAM	1	0	17.50	16.52	16.60	16.39
		1	13	17.50	16.62	16.47	16.53
		1	24	17.50	16.54	16.40	16.47
		12	0	17.50	16.53	16.55	16.42
		12	6	17.50	16.50	16.52	16.41
		12	13	17.50	16.49	16.56	16.38
		25	0	17.50	16.42	16.49	16.41
Bandwidth	Modulation	RB size	RB offset	Tune-up	Channel	Channel	Channel
10MHz	QPSK	1	0	17.50	16.47	16.41	16.43
		1	25	17.50	16.44	16.39	16.47
		1	49	17.50	16.48	16.37	16.45
		25	0	17.50	16.53	16.42	16.36
		25	13	17.50	16.53	16.38	16.38
		25	25	17.50	16.53	16.39	16.36
		50	0	17.50	16.41	16.58	16.37
	16QAM	1	0	17.50	16.52	16.46	16.36
		1	25	17.50	16.71	16.50	16.53
		1	49	17.50	16.74	16.41	16.56
		25	0	17.50	16.34	16.45	16.37
		25	13	17.50	16.39	16.49	16.38
		25	25	17.50	16.37	16.48	16.39
		50	0	17.50	16.42	16.44	16.36
	64QAM	1	0	17.50	16.85	16.56	16.60
		1	25	17.50	16.72	16.51	16.58
		1	49	17.50	16.63	16.37	16.44
		25	0	17.50	16.45	16.51	16.36
		25	13	17.50	16.45	16.52	16.35
		25	25	17.50	16.49	16.53	16.33
		50	0	17.50	16.47	16.48	16.38
Bandwidth	Modulation	RB size	RB offset	Tune-up	Channel	Channel	Channel
				Max.	18650CH	18900CH	19150CH

Bandwidth	Modulation	RB size	RB offset	Tune-up	Channel	Channel	Channel	
				Max.	18675CH	18900CH	19125CH	
15MHz	QPSK	1	0	17.50	16.60	16.39	16.53	
		1	38	17.50	16.62	16.40	16.52	
		1	74	17.50	16.58	16.40	16.54	
		36	0	17.50	16.50	16.60	16.51	
		36	18	17.50	16.49	16.55	16.52	
		36	39	17.50	16.49	16.61	16.53	
		75	0	17.50	16.44	16.55	16.49	
	16QAM	1	0	17.50	16.59	16.61	16.43	
		1	38	17.50	16.60	16.58	16.55	
		1	74	17.50	16.59	16.56	16.58	
		36	0	17.50	16.39	16.50	16.40	
		36	18	17.50	16.43	16.50	16.36	
		36	39	17.50	16.42	16.51	16.38	
		75	0	17.50	16.44	16.50	16.42	
	64QAM	1	0	17.50	16.52	16.40	16.59	
		1	38	17.50	16.40	16.51	16.76	
		1	74	17.50	16.68	16.49	16.59	
		36	0	17.50	16.44	16.53	16.46	
		36	18	17.50	16.42	16.57	16.43	
		36	39	17.50	16.43	16.52	16.43	
		75	0	17.50	16.47	16.54	16.47	
	Bandwidth	Modulation	RB size	RB offset	Tune-up	Channel	Channel	Channel
	20MHz	QPSK	1	0	17.50	16.61	16.58	<b>16.68</b>
			1	50	17.50	16.63	16.59	16.63
1			99	17.50	16.60	16.59	16.68	
50			0	17.50	<b>16.60</b>	<b>16.45</b>	16.51	
50			25	17.50	16.47	16.41	<b>16.60</b>	
50			50	17.50	16.46	16.40	16.58	
100			0	17.50	16.46	16.59	16.53	
16QAM		1	0	17.50	16.88	16.76	16.63	
		1	50	17.50	16.78	16.76	16.67	
		1	99	17.50	16.93	16.81	16.60	
		50	0	17.50	16.36	16.46	16.52	
		50	25	17.50	16.38	16.51	16.52	
		50	50	17.50	16.39	16.37	16.50	
		100	0	17.50	16.38	16.36	16.43	
64QAM		1	0	17.50	16.72	16.68	16.66	
		1	50	17.50	16.93	16.62	16.79	
		1	99	17.50	16.88	16.62	16.80	
		50	0	17.50	16.42	16.38	16.50	
		50	25	17.50	16.40	16.42	16.53	
		50	50	17.50	16.41	16.37	16.53	
		100	0	17.50	16.41	16.40	16.42	

Table 53: Conducted power measurement results of LTE Band 2 (Reduced Power Level D4/D5)

Bandwidth	Modulation	RB size	RB offset	Tune-up	Channel	Channel	Channel
				Max.	18607CH	18900CH	19193CH
1.4MHz	QPSK	1	0	13.50	12.50	12.48	12.42
		1	3	13.50	12.47	12.44	12.47
		1	5	13.50	12.49	12.46	12.35
		3	0	13.50	12.39	12.44	12.30
		3	2	13.50	12.42	12.41	12.32
		3	3	13.50	12.51	12.34	12.22
		6	0	13.50	12.36	12.44	12.33
	16QAM	1	0	13.50	12.71	12.55	12.47
		1	3	13.50	12.67	12.64	12.57
		1	5	13.50	12.56	12.69	12.35
		3	0	13.50	12.52	12.51	12.29
		3	2	13.50	12.43	12.31	12.24
		3	3	13.50	12.53	12.33	12.28
		6	0	13.50	12.19	12.29	12.21
	64QAM	1	0	13.50	12.66	12.54	12.56
		1	3	13.50	12.75	12.54	12.70
		1	5	13.50	12.74	12.57	12.49
		3	0	13.50	12.36	12.55	12.18
		3	2	13.50	12.36	12.52	12.29
		3	3	13.50	12.58	12.42	12.39
		6	0	13.50	12.39	12.42	12.20
Bandwidth	Modulation	RB size	RB offset	Tune-up	Channel	Channel	Channel
				Max.	18615CH	18900CH	19185CH
3MHz	QPSK	1	0	13.50	12.46	12.46	12.39
		1	7	13.50	12.45	12.46	12.38
		1	14	13.50	12.47	12.45	12.34
		8	0	13.50	12.48	12.47	12.41
		8	4	13.50	12.44	12.42	12.36
		8	7	13.50	12.54	12.47	12.45
		15	0	13.50	12.42	12.53	12.31
	16QAM	1	0	13.50	12.64	12.58	12.47
		1	7	13.50	12.60	12.80	12.39
		1	14	13.50	12.64	12.55	12.58
		8	0	13.50	12.37	12.39	12.36
		8	4	13.50	12.39	12.42	12.37
		8	7	13.50	12.49	12.40	12.28
		15	0	13.50	12.29	12.38	12.35
	64QAM	1	0	13.50	12.71	12.52	12.46
		1	7	13.50	12.72	12.49	12.61
		1	14	13.50	12.74	12.63	12.72
		8	0	13.50	12.31	12.27	12.32
		8	4	13.50	12.25	12.37	12.23
		8	7	13.50	12.32	12.29	12.24
		15	0	13.50	12.32	12.39	12.40



Bandwidth	Modulation	RB size	RB offset	Tune-up	Channel	Channel	Channel
				Max.	18625CH	18900CH	19175CH
5MHz	QPSK	1	0	13.50	12.58	12.45	12.35
		1	13	13.50	12.56	12.52	12.33
		1	24	13.50	12.61	12.48	12.34
		12	0	13.50	12.62	12.57	12.39
		12	6	13.50	12.60	12.58	12.36
		12	13	13.50	12.61	12.58	12.39
		25	0	13.50	12.54	12.55	12.36
	16QAM	1	0	13.50	12.83	12.61	12.69
		1	13	13.50	12.64	12.60	12.61
		1	24	13.50	12.82	12.56	12.57
		12	0	13.50	12.61	12.44	12.40
		12	6	13.50	12.52	12.46	12.37
		12	13	13.50	12.55	12.49	12.37
		25	0	13.50	12.35	12.42	12.28
	64QAM	1	0	13.50	12.81	12.51	12.52
		1	13	13.50	12.65	12.54	12.38
		1	24	13.50	12.75	12.51	12.64
		12	0	13.50	12.46	12.42	12.34
		12	6	13.50	12.48	12.40	12.34
		12	13	13.50	12.44	12.43	12.33
		25	0	13.50	12.33	12.33	12.40
Bandwidth	Modulation	RB size	RB offset	Tune-up	Channel	Channel	Channel
10MHz	QPSK	1	0	13.50	12.45	12.38	12.35
		1	25	13.50	12.45	12.36	12.39
		1	49	13.50	12.51	12.38	12.41
		25	0	13.50	12.50	12.53	12.33
		25	13	13.50	12.47	12.54	12.34
		25	25	13.50	12.48	12.52	12.34
		50	0	13.50	12.53	12.50	12.47
	16QAM	1	0	13.50	12.74	12.46	12.57
		1	25	13.50	12.51	12.39	12.52
		1	49	13.50	12.63	12.51	12.66
		25	0	13.50	12.51	12.42	12.34
		25	13	13.50	12.49	12.44	12.34
		25	25	13.50	12.52	12.38	12.24
		50	0	13.50	12.40	12.31	12.27
	64QAM	1	0	13.50	12.71	12.45	12.42
		1	25	13.50	12.58	12.44	12.65
		1	49	13.50	12.46	12.62	12.59
		25	0	13.50	12.50	12.40	12.30
		25	13	13.50	12.49	12.40	12.28
		25	25	13.50	12.48	12.36	12.35
		50	0	13.50	12.34	12.37	12.28
Bandwidth	Modulation	RB size	RB offset	Tune-up	Channel	Channel	Channel
10MHz	QPSK	1	0	13.50	12.45	12.38	12.35
		1	25	13.50	12.45	12.36	12.39
		1	49	13.50	12.51	12.38	12.41
		25	0	13.50	12.50	12.53	12.33
		25	13	13.50	12.47	12.54	12.34
		25	25	13.50	12.48	12.52	12.34
		50	0	13.50	12.53	12.50	12.47
	16QAM	1	0	13.50	12.74	12.46	12.57
		1	25	13.50	12.51	12.39	12.52
		1	49	13.50	12.63	12.51	12.66
		25	0	13.50	12.51	12.42	12.34
		25	13	13.50	12.49	12.44	12.34
		25	25	13.50	12.52	12.38	12.24
		50	0	13.50	12.40	12.31	12.27
	64QAM	1	0	13.50	12.71	12.45	12.42
		1	25	13.50	12.58	12.44	12.65
		1	49	13.50	12.46	12.62	12.59
		25	0	13.50	12.50	12.40	12.30
		25	13	13.50	12.49	12.40	12.28
		25	25	13.50	12.48	12.36	12.35
		50	0	13.50	12.34	12.37	12.28

Bandwidth	Modulation	RB size	RB offset	Tune-up	Channel	Channel	Channel	
				Max.	18675CH	18900CH	19125CH	
15MHz	QPSK	1	0	13.50	12.57	12.35	12.37	
		1	38	13.50	12.58	12.32	12.37	
		1	74	13.50	12.55	12.34	12.35	
		36	0	13.50	12.52	12.46	12.49	
		36	18	13.50	12.57	12.47	12.48	
		36	39	13.50	12.53	12.47	12.48	
		75	0	13.50	12.45	12.44	12.45	
	16QAM	1	0	13.50	12.63	12.57	12.56	
		1	38	13.50	12.65	12.45	12.52	
		1	74	13.50	12.78	12.66	12.50	
		36	0	13.50	12.41	12.43	12.39	
		36	18	13.50	12.45	12.43	12.34	
		36	39	13.50	12.49	12.43	12.33	
		75	0	13.50	12.42	12.39	12.37	
	64QAM	1	0	13.50	12.64	12.33	12.57	
		1	38	13.50	12.51	12.57	12.45	
		1	74	13.50	12.57	12.64	12.69	
		36	0	13.50	12.51	12.41	12.40	
		36	18	13.50	12.52	12.39	12.45	
		36	39	13.50	12.50	12.49	12.43	
		75	0	13.50	12.40	12.48	12.34	
	Bandwidth	Modulation	RB size	RB offset	Tune-up	Channel	Channel	Channel
	20MHz	QPSK	1	0	13.50	12.59	12.50	12.57
			1	50	13.50	12.61	12.51	12.55
1			99	13.50	12.62	12.53	12.56	
50			0	13.50	12.51	12.44	12.43	
50			25	13.50	12.49	12.41	12.45	
50			50	13.50	12.50	12.45	12.44	
100			0	13.50	12.48	12.52	12.42	
16QAM		1	0	13.50	12.90	12.78	12.82	
		1	50	13.50	12.74	12.73	12.76	
		1	99	13.50	12.91	12.70	12.72	
		50	0	13.50	12.49	12.40	12.47	
		50	25	13.50	12.46	12.47	12.48	
		50	50	13.50	12.45	12.36	12.49	
		100	0	13.50	12.46	12.38	12.36	
64QAM		1	0	13.50	12.61	12.53	12.66	
		1	50	13.50	12.71	12.67	12.64	
		1	99	13.50	12.82	12.78	12.53	
		50	0	13.50	12.43	12.39	12.42	
		50	25	13.50	12.43	12.35	12.47	
		50	50	13.50	12.43	12.37	12.49	
		100	0	13.50	12.41	12.38	12.46	
Bandwidth		Modulation	RB size	RB offset	Tune-up	Channel	Channel	Channel
					Max.	18700CH	18900CH	19100CH

Table 54: Conducted power measurement results of LTE Band 2 (Reduced Power Level D6)

### 7.1.13 Conducted power measurements of LTE Band 4 (Second Antenna)

Bandwidth	Modulation	RB size	RB offset	Tune-up	Channel	Channel	Channel
				Max.	19957CH	20175CH	20393CH
1.4MHz	QPSK	1	0	21.00	19.73	19.58	19.80
		1	3	21.00	19.77	19.53	19.79
		1	5	21.00	19.68	19.51	19.74
		3	0	21.00	19.74	19.44	19.63
		3	2	21.00	19.75	19.48	19.68
		3	3	21.00	19.72	19.46	19.60
		6	0	21.00	19.71	19.56	19.64
	16QAM	1	0	21.00	19.80	19.70	19.93
		1	3	21.00	19.90	19.51	19.88
		1	5	21.00	19.72	19.57	19.86
		3	0	21.00	19.75	19.52	19.65
		3	2	21.00	19.62	19.51	19.67
		3	3	21.00	19.72	19.57	19.68
		6	0	21.00	19.66	19.46	19.56
	64QAM	1	0	21.00	19.77	19.67	19.81
		1	3	21.00	19.76	19.59	19.88
		1	5	21.00	19.82	19.65	19.85
		3	0	21.00	19.68	19.54	19.66
		3	2	21.00	19.71	19.55	19.65
		3	3	21.00	19.67	19.65	19.68
		6	0	21.00	19.79	19.47	19.59
Bandwidth	Modulation	RB size	RB offset	Tune-up	Channel	Channel	Channel
3MHz	QPSK	1	0	21.00	19.78	19.49	20.03
		1	7	21.00	19.79	19.45	19.91
		1	14	21.00	19.78	19.40	20.03
		8	0	21.00	19.73	19.54	19.82
		8	4	21.00	19.74	19.62	19.81
		8	7	21.00	19.74	19.52	19.81
		15	0	21.00	19.78	19.55	19.75
	16QAM	1	0	21.00	19.78	19.59	20.08
		1	7	21.00	20.02	19.66	19.99
		1	14	21.00	19.93	19.60	20.11
		8	0	21.00	19.71	19.66	19.63
		8	4	21.00	19.72	19.48	19.73
		8	7	21.00	19.76	19.48	19.74
		15	0	21.00	19.63	19.37	19.66
	64QAM	1	0	21.00	19.79	19.58	19.93
		1	7	21.00	19.72	19.62	19.96
		1	14	21.00	19.96	19.68	19.97
		8	0	21.00	19.78	19.42	19.76
		8	4	21.00	19.77	19.46	19.80
		8	7	21.00	19.73	19.44	19.84
		15	0	21.00	19.65	19.38	19.76

Bandwidth	Modulation	RB size	RB offset	Tune-up	Channel	Channel	Channel
				Max.	19975CH	20175CH	20375CH
5MHz	QPSK	1	0	21.00	19.79	19.61	20.02
		1	13	21.00	19.82	19.63	20.05
		1	24	21.00	19.84	19.62	20.06
		12	0	21.00	19.85	19.72	19.87
		12	6	21.00	19.86	19.65	20.01
		12	13	21.00	19.85	19.65	20.01
		25	0	21.00	19.81	19.61	19.83
	16QAM	1	0	21.00	20.06	19.88	20.22
		1	13	21.00	19.96	19.94	20.22
		1	24	21.00	19.98	19.71	20.06
		12	0	21.00	19.82	19.53	19.90
		12	6	21.00	19.78	19.53	19.90
		12	13	21.00	19.76	19.54	19.86
		25	0	21.00	19.72	19.56	19.75
	64QAM	1	0	21.00	19.89	19.77	19.93
		1	13	21.00	19.87	19.76	19.91
		1	24	21.00	19.83	19.83	19.92
		12	0	21.00	19.80	19.51	19.98
		12	6	21.00	19.84	19.58	19.96
		12	13	21.00	19.77	19.50	19.97
		25	0	21.00	19.76	19.43	19.78
Bandwidth	Modulation	RB size	RB offset	Tune-up	Channel	Channel	Channel
10MHz	QPSK	1	0	21.00	19.80	18.83	19.79
		1	25	21.00	19.79	18.73	19.78
		1	49	21.00	19.73	18.75	19.80
		25	0	21.00	19.76	19.52	19.66
		25	13	21.00	19.77	19.57	19.75
		25	25	21.00	19.80	19.51	19.74
		50	0	21.00	19.69	19.48	19.65
	16QAM	1	0	21.00	19.73	18.76	19.82
		1	25	21.00	19.62	18.60	19.77
		1	49	21.00	19.79	18.55	19.67
		25	0	21.00	19.59	19.34	19.60
		25	13	21.00	19.55	19.34	19.51
		25	25	21.00	19.55	19.33	19.59
		50	0	21.00	19.50	19.34	19.58
	64QAM	1	0	21.00	19.85	18.67	19.81
		1	25	21.00	19.70	18.65	19.80
		1	49	21.00	19.70	18.76	19.79
		25	0	21.00	19.77	19.44	19.67
		25	13	21.00	19.78	19.57	19.74
		25	25	21.00	19.79	19.45	19.66
		50	0	21.00	19.60	19.42	19.66
Bandwidth	Modulation	RB size	RB offset	Tune-up	Channel	Channel	Channel
				Max.	20000CH	20175CH	20350CH

Bandwidth	Modulation	RB size	RB offset	Tune-up	Channel	Channel	Channel
				Max.	20025CH	20175CH	20325CH
15MHz	QPSK	1	0	21.00	19.91	19.52	19.68
		1	38	21.00	19.90	19.53	19.71
		1	74	21.00	19.92	19.52	19.62
		36	0	21.00	19.85	19.36	19.74
		36	18	21.00	19.87	19.35	19.70
		36	39	21.00	19.87	19.35	19.76
		75	0	21.00	19.65	19.58	19.64
	16QAM	1	0	21.00	20.00	19.81	19.72
		1	38	21.00	19.94	19.71	19.75
		1	74	21.00	19.93	19.79	19.89
		36	0	21.00	19.77	19.30	19.69
		36	18	21.00	19.75	19.31	19.68
		36	39	21.00	19.76	19.31	19.68
		75	0	21.00	19.59	19.47	19.64
	64QAM	1	0	21.00	19.88	19.64	19.76
		1	38	21.00	19.95	19.71	19.77
		1	74	21.00	19.84	19.59	19.75
		36	0	21.00	19.91	19.23	19.73
		36	18	21.00	19.83	19.20	19.68
		36	39	21.00	19.85	19.25	19.74
		75	0	21.00	19.54	19.50	19.70
Bandwidth	Modulation	RB size	RB offset	Tune-up	Channel	Channel	Channel
20MHz	QPSK	1	0	21.00	19.97	19.70	19.85
		1	50	21.00	<b>20.25</b>	19.67	19.86
		1	99	21.00	20.24	19.68	19.88
		50	0	21.00	19.76	19.67	19.70
		50	25	21.00	<b>19.78</b>	19.58	19.66
		50	50	21.00	19.68	19.66	19.70
		100	0	21.00	19.59	19.59	19.71
	16QAM	1	0	21.00	20.22	19.86	20.02
		1	50	21.00	20.12	19.75	19.98
		1	99	21.00	20.23	19.90	20.04
		50	0	21.00	19.67	19.51	19.65
		50	25	21.00	19.64	19.52	19.64
		50	50	21.00	19.61	19.55	19.64
		100	0	21.00	19.49	19.55	19.63
	64QAM	1	0	21.00	19.96	19.66	19.80
		1	50	21.00	20.20	19.74	19.78
		1	99	21.00	19.94	19.78	19.81
		50	0	21.00	19.77	19.46	19.65
		50	25	21.00	19.75	19.46	19.66
		50	50	21.00	19.72	19.45	19.67
		100	0	21.00	19.53	19.54	19.69

Table 55: Conducted power measurement results of LTE Band 4 (Full Power)

Bandwidth	Modulation	RB size	RB offset	Tune-up	Channel	Channel	Channel	
				Max.	19957CH	20175CH	20393CH	
1.4MHz	QPSK	1	0	14.00	12.70	12.51	12.66	
		1	3	14.00	12.74	12.52	12.71	
		1	5	14.00	12.75	12.52	12.70	
		3	0	14.00	12.76	12.49	12.64	
		3	2	14.00	12.75	12.41	12.63	
		3	3	14.00	12.75	12.50	12.63	
	16QAM	1	0	14.00	12.94	12.60	12.80	
		1	3	14.00	12.76	12.68	12.78	
		1	5	14.00	12.88	12.67	12.77	
		3	0	14.00	12.76	12.47	12.67	
		3	2	14.00	12.77	12.57	12.59	
		3	3	14.00	12.73	12.51	12.69	
	64QAM	1	0	14.00	12.88	12.69	12.76	
		1	3	14.00	12.81	12.53	12.68	
		1	5	14.00	12.87	12.52	12.87	
		3	0	14.00	12.75	12.64	12.61	
		3	2	14.00	12.68	12.48	12.64	
		3	3	14.00	12.77	12.41	12.59	
	3MHz	QPSK	1	0	14.00	12.71	12.45	12.97
			1	7	14.00	12.67	12.41	13.05
			1	14	14.00	12.75	12.39	12.95
8			0	14.00	12.73	12.41	12.93	
8			4	14.00	12.76	12.45	12.94	
8			7	14.00	12.76	12.51	12.92	
15			0	14.00	12.67	12.48	12.61	
16QAM		1	0	14.00	12.90	12.48	13.30	
		1	7	14.00	12.76	12.52	13.33	
		1	14	14.00	12.86	12.71	13.25	
		8	0	14.00	12.58	12.43	12.83	
		8	4	14.00	12.75	12.38	12.94	
		8	7	14.00	12.71	12.47	12.86	
64QAM		15	0	14.00	12.70	12.40	12.64	
		1	0	14.00	12.82	12.58	13.31	
		1	7	14.00	12.90	12.58	13.24	
		1	14	14.00	12.94	12.42	13.28	
		8	0	14.00	12.70	12.54	12.97	
		8	4	14.00	12.73	12.55	12.94	
		8	7	14.00	12.76	12.53	12.97	
15		0	14.00	12.73	12.56	12.68		

Bandwidth	Modulation	RB size	RB offset	Tune-up	Channel	Channel	Channel
				Max.	19975CH	20175CH	20375CH
5MHz	QPSK	1	0	14.00	12.77	12.56	13.01
		1	13	14.00	12.78	12.54	13.01
		1	24	14.00	12.78	12.55	13.01
		12	0	14.00	12.81	12.54	13.05
		12	6	14.00	12.75	12.54	13.05
		12	13	14.00	12.87	12.54	13.06
		25	0	14.00	12.84	12.57	12.79
	16QAM	1	0	14.00	12.96	12.80	13.29
		1	13	14.00	12.93	12.77	13.33
		1	24	14.00	12.93	12.75	13.26
		12	0	14.00	12.88	12.51	13.06
		12	6	14.00	12.86	12.49	13.00
		12	13	14.00	12.88	12.53	13.01
		25	0	14.00	12.82	12.44	12.77
	64QAM	1	0	14.00	12.82	12.75	13.08
		1	13	14.00	12.86	12.63	13.03
		1	24	14.00	12.79	12.72	13.15
		12	0	14.00	12.91	12.50	12.99
		12	6	14.00	12.91	12.52	12.94
		12	13	14.00	12.89	12.53	13.04
		25	0	14.00	12.87	12.49	12.75
Bandwidth	Modulation	RB size	RB offset	Tune-up	Channel	Channel	Channel
10MHz	QPSK	1	0	14.00	12.69	12.34	12.72
		1	25	14.00	12.81	12.22	12.86
		1	49	14.00	12.66	12.25	12.73
		25	0	14.00	13.06	12.56	13.04
		25	13	14.00	13.05	12.53	13.00
		25	25	14.00	13.06	12.55	13.03
		50	0	14.00	12.78	12.50	12.87
	16QAM	1	0	14.00	13.04	12.40	13.02
		1	25	14.00	12.78	12.26	12.92
		1	49	14.00	12.97	12.30	13.14
		25	0	14.00	13.03	12.47	12.93
		25	13	14.00	13.01	12.49	12.98
		25	25	14.00	13.00	12.51	12.94
		50	0	14.00	12.70	12.43	12.81
	64QAM	1	0	14.00	13.02	12.36	13.12
		1	25	14.00	12.93	12.20	13.19
		1	49	14.00	13.04	12.30	13.10
		25	0	14.00	13.11	12.55	12.94
		25	13	14.00	13.10	12.57	13.03
		25	25	14.00	13.07	12.57	13.02
		50	0	14.00	12.67	12.50	12.87
Bandwidth	Modulation	RB size	RB offset	Tune-up	Channel	Channel	Channel
				Max.	20000CH	20175CH	20350CH

Bandwidth	Modulation	RB size	RB offset	Tune-up	Channel	Channel	Channel
				Max.	20025CH	20175CH	20325CH
15MHz	QPSK	1	0	14.00	12.78	12.57	12.69
		1	38	14.00	12.85	12.55	12.72
		1	74	14.00	12.84	12.54	12.64
		36	0	14.00	13.26	12.53	12.81
		36	18	14.00	13.26	12.60	12.81
		36	39	14.00	13.26	12.54	12.81
		75	0	14.00	12.73	12.59	12.80
	16QAM	1	0	14.00	13.16	12.64	12.88
		1	38	14.00	13.16	12.76	12.86
		1	74	14.00	13.14	12.76	12.80
		36	0	14.00	13.20	12.44	12.70
		36	18	14.00	13.20	12.47	12.77
		36	39	14.00	13.08	12.51	12.77
		75	0	14.00	12.67	12.49	12.77
	64QAM	1	0	14.00	13.01	12.56	12.76
		1	38	14.00	13.08	12.73	12.82
		1	74	14.00	13.03	12.72	12.76
		36	0	14.00	13.24	12.66	12.81
		36	18	14.00	13.20	12.56	12.76
		36	39	14.00	13.13	12.56	12.78
		75	0	14.00	12.68	12.55	12.82
Bandwidth	Modulation	RB size	RB offset	Tune-up	Channel	Channel	Channel
20MHz	QPSK	1	0	14.00	13.05	12.63	12.81
		1	50	14.00	13.05	12.67	<b>12.87</b>
		1	99	14.00	<b>13.12</b>	<b>12.68</b>	12.86
		50	0	14.00	<b>12.87</b>	12.59	12.75
		50	25	14.00	12.86	12.59	12.75
		50	50	14.00	12.84	12.58	12.74
		100	0	14.00	12.68	12.59	12.78
	16QAM	1	0	14.00	13.49	12.94	13.13
		1	50	14.00	13.55	12.92	13.07
		1	99	14.00	13.51	12.84	13.13
		50	0	14.00	12.97	12.53	12.65
		50	25	14.00	12.96	12.52	12.70
		50	50	14.00	12.88	12.50	12.70
		100	0	14.00	12.57	12.57	12.71
	64QAM	1	0	14.00	13.36	12.80	13.07
		1	50	14.00	13.33	12.70	12.98
		1	99	14.00	13.33	12.80	13.00
		50	0	14.00	12.99	12.64	12.70
		50	25	14.00	13.01	12.58	12.72
		50	50	14.00	12.99	12.57	12.74
		100	0	14.00	12.70	12.58	12.68

Table 56: Conducted power measurement results of LTE Band 4(Receiver ON)



Bandwidth	Modulation	RB size	RB offset	Tune-up	Channel	Channel	Channel
				Max.	19957CH	20175CH	20393CH
1.4MHz	QPSK	1	0	12.50	11.23	10.97	11.24
		1	3	12.50	11.25	11.03	11.22
		1	5	12.50	11.18	10.95	11.21
		3	0	12.50	11.19	10.94	11.13
		3	2	12.50	11.20	10.90	11.09
		3	3	12.50	11.20	10.93	11.11
		6	0	12.50	11.20	10.91	11.03
	16QAM	1	0	12.50	11.35	10.93	11.23
		1	3	12.50	11.26	11.10	11.29
		1	5	12.50	11.37	11.12	11.27
		3	0	12.50	11.23	11.00	11.05
		3	2	12.50	11.14	10.92	11.11
		3	3	12.50	11.18	10.97	11.13
		6	0	12.50	11.19	10.89	10.96
	64QAM	1	0	12.50	11.23	11.17	11.13
		1	3	12.50	11.28	11.06	11.28
		1	5	12.50	11.31	11.21	11.33
		3	0	12.50	11.11	10.98	11.16
		3	2	12.50	11.25	10.91	11.20
		3	3	12.50	11.19	10.97	11.06
		6	0	12.50	11.20	10.90	11.03
Bandwidth	Modulation	RB size	RB offset	Tune-up	Channel	Channel	Channel
3MHz	QPSK	1	0	12.50	11.22	10.93	11.33
		1	7	12.50	11.18	10.92	11.38
		1	14	12.50	11.21	10.91	11.42
		8	0	12.50	11.11	10.93	11.13
		8	4	12.50	11.21	10.91	11.23
		8	7	12.50	11.21	10.95	11.26
		15	0	12.50	11.11	10.92	11.17
	16QAM	1	0	12.50	11.33	11.01	11.41
		1	7	12.50	11.37	11.06	11.61
		1	14	12.50	11.38	11.03	11.57
		8	0	12.50	11.21	10.96	11.04
		8	4	12.50	11.22	10.93	11.27
		8	7	12.50	11.24	10.93	11.25
		15	0	12.50	11.20	10.94	11.11
	64QAM	1	0	12.50	11.25	11.13	11.66
		1	7	12.50	11.38	10.96	11.46
		1	14	12.50	11.26	11.07	11.51
		8	0	12.50	11.22	10.93	11.29
		8	4	12.50	11.18	10.95	11.22
		8	7	12.50	11.21	10.94	11.28
		15	0	12.50	11.19	11.00	11.07

Bandwidth	Modulation	RB size	RB offset	Tune-up	Channel	Channel	Channel
				Max.	19975CH	20175CH	20375CH
5MHz	QPSK	1	0	12.50	11.24	11.01	11.31
		1	13	12.50	11.24	11.03	11.33
		1	24	12.50	11.24	11.02	11.37
		12	0	12.50	11.24	11.06	11.38
		12	6	12.50	11.32	11.01	11.39
		12	13	12.50	11.33	11.03	11.40
		25	0	12.50	11.22	10.95	11.17
	16QAM	1	0	12.50	11.37	11.21	11.52
		1	13	12.50	11.32	11.08	11.54
		1	24	12.50	11.39	11.15	11.62
		12	0	12.50	11.32	10.96	11.21
		12	6	12.50	11.29	11.01	11.29
		12	13	12.50	11.29	10.95	11.21
		25	0	12.50	11.19	10.95	11.16
	64QAM	1	0	12.50	11.38	11.10	11.36
		1	13	12.50	11.37	11.10	11.42
		1	24	12.50	11.37	11.04	11.40
		12	0	12.50	11.27	10.97	11.26
		12	6	12.50	11.30	10.99	11.40
		12	13	12.50	11.32	10.97	11.34
		25	0	12.50	11.16	10.98	11.08
Bandwidth	Modulation	RB size	RB offset	Tune-up	Channel	Channel	Channel
10MHz	QPSK	1	0	12.50	11.32	10.76	11.24
		1	25	12.50	11.31	10.71	11.20
		1	49	12.50	11.24	10.81	11.23
		25	0	12.50	11.23	11.01	11.26
		25	13	12.50	11.35	11.01	11.30
		25	25	12.50	11.30	11.08	11.30
		50	0	12.50	11.24	10.97	11.24
	16QAM	1	0	12.50	11.31	10.88	11.28
		1	25	12.50	11.35	10.80	11.30
		1	49	12.50	11.36	10.76	11.40
		25	0	12.50	11.29	10.95	11.22
		25	13	12.50	11.27	10.95	11.12
		25	25	12.50	11.28	10.93	11.23
		50	0	12.50	11.21	10.92	11.17
	64QAM	1	0	12.50	11.30	10.81	11.26
		1	25	12.50	11.42	10.83	11.25
		1	49	12.50	11.44	10.72	11.27
		25	0	12.50	11.42	10.97	11.28
		25	13	12.50	11.36	11.01	11.38
		25	25	12.50	11.41	10.99	11.24
		50	0	12.50	11.20	10.93	11.18
Bandwidth	Modulation	RB size	RB offset	Tune-up	Channel	Channel	Channel
				Max.	20000CH	20175CH	20350CH

Bandwidth	Modulation	RB size	RB offset	Tune-up	Channel	Channel	Channel
				Max.	20025CH	20175CH	20325CH
15MHz	QPSK	1	0	12.50	11.34	11.07	11.16
		1	38	12.50	11.32	11.02	11.17
		1	74	12.50	11.34	11.02	11.18
		36	0	12.50	11.55	11.02	11.27
		36	18	12.50	11.42	11.01	11.27
		36	39	12.50	11.55	11.01	11.22
		75	0	12.50	11.21	11.03	11.24
	16QAM	1	0	12.50	11.38	11.05	11.21
		1	38	12.50	11.36	11.27	11.18
		1	74	12.50	11.47	11.18	11.24
		36	0	12.50	11.43	10.98	11.20
		36	18	12.50	11.48	10.94	11.20
		36	39	12.50	11.38	10.96	11.21
		75	0	12.50	11.08	10.97	11.12
	64QAM	1	0	12.50	11.35	11.10	11.15
		1	38	12.50	11.53	11.19	11.32
		1	74	12.50	11.49	11.21	11.27
		36	0	12.50	11.63	10.97	11.16
		36	18	12.50	11.64	11.08	11.20
		36	39	12.50	11.62	11.01	11.21
		75	0	12.50	11.14	10.98	11.10
Bandwidth	Modulation	RB size	RB offset	Tune-up	Channel	Channel	Channel
20MHz	QPSK	1	0	12.50	11.58	11.15	11.31
		1	50	12.50	11.59	11.14	11.29
		1	99	12.50	11.58	11.14	11.30
		50	0	12.50	11.37	11.05	11.21
		50	25	12.50	11.37	11.05	11.22
		50	50	12.50	11.33	11.05	11.19
		100	0	12.50	11.11	11.05	11.21
	16QAM	1	0	12.50	11.66	11.44	11.46
		1	50	12.50	11.72	11.37	11.44
		1	99	12.50	11.71	11.43	11.39
		50	0	12.50	11.28	11.01	11.14
		50	25	12.50	11.27	10.99	11.14
		50	50	12.50	11.21	11.01	11.11
		100	0	12.50	11.05	11.00	11.13
	64QAM	1	0	12.50	11.61	11.32	11.26
		1	50	12.50	11.61	11.17	11.36
		1	99	12.50	11.69	11.12	11.24
		50	0	12.50	11.35	11.07	11.14
		50	25	12.50	11.36	11.00	11.14
		50	50	12.50	11.36	10.99	11.20
		100	0	12.50	11.07	11.02	11.19
Bandwidth	Modulation	RB size	RB offset	Tune-up	Channel	Channel	Channel
20MHz	QPSK	1	0	12.50	11.58	11.15	11.31
		1	50	12.50	11.59	11.14	11.29
		1	99	12.50	11.58	11.14	11.30
		50	0	12.50	11.37	11.05	11.21
		50	25	12.50	11.37	11.05	11.22
		50	50	12.50	11.33	11.05	11.19
		100	0	12.50	11.11	11.05	11.21
	16QAM	1	0	12.50	11.66	11.44	11.46
		1	50	12.50	11.72	11.37	11.44
		1	99	12.50	11.71	11.43	11.39
		50	0	12.50	11.28	11.01	11.14
		50	25	12.50	11.27	10.99	11.14
		50	50	12.50	11.21	11.01	11.11
		100	0	12.50	11.05	11.00	11.13
	64QAM	1	0	12.50	11.61	11.32	11.26
		1	50	12.50	11.61	11.17	11.36
		1	99	12.50	11.69	11.12	11.24
		50	0	12.50	11.35	11.07	11.14
		50	25	12.50	11.36	11.00	11.14
		50	50	12.50	11.36	10.99	11.20
		100	0	12.50	11.07	11.02	11.19

Table 57: Conducted power measurement results of LTE Band 4 (Second Antenna+WiFi Antenna, Receiver ON)

Bandwidth	Modulation	RB size	RB offset	Tune-up	Channel	Channel	Channel
				Max.	19957CH	20175CH	20393CH
1.4MHz	QPSK	1	0	19.50	18.25	18.15	18.29
		1	3	19.50	18.27	18.17	18.29
		1	5	19.50	18.24	18.21	18.29
		3	0	19.50	18.17	17.99	18.26
		3	2	19.50	18.23	17.98	18.18
		3	3	19.50	18.28	18.07	18.22
		6	0	19.50	18.25	18.05	18.21
	16QAM	1	0	19.50	18.31	18.04	18.38
		1	3	19.50	18.36	18.14	18.37
		1	5	19.50	18.32	18.15	18.34
		3	0	19.50	18.19	18.06	18.09
		3	2	19.50	18.22	18.03	18.17
		3	3	19.50	18.22	18.06	18.20
		6	0	19.50	18.02	17.98	18.04
	64QAM	1	0	19.50	18.34	18.28	18.23
		1	3	19.50	18.36	18.16	18.29
		1	5	19.50	18.41	18.15	18.34
		3	0	19.50	18.14	18.04	18.18
		3	2	19.50	18.19	18.04	18.22
		3	3	19.50	18.34	18.00	18.11
		6	0	19.50	18.19	18.06	18.02
Bandwidth	Modulation	RB size	RB offset	Tune-up	Channel	Channel	Channel
				Max.	19965CH	20175CH	20385CH
3MHz	QPSK	1	0	19.50	18.25	18.19	18.56
		1	7	19.50	18.27	18.11	18.56
		1	14	19.50	18.29	18.20	18.53
		8	0	19.50	18.24	18.04	18.26
		8	4	19.50	18.24	18.07	18.35
		8	7	19.50	18.23	18.09	18.36
		15	0	19.50	18.24	18.07	18.21
	16QAM	1	0	19.50	18.32	18.09	18.64
		1	7	19.50	18.31	18.05	18.65
		1	14	19.50	18.33	18.14	18.55
		8	0	19.50	18.22	18.00	18.24
		8	4	19.50	18.18	18.03	18.26
		8	7	19.50	18.19	18.00	18.26
		15	0	19.50	18.11	17.91	18.17
	64QAM	1	0	19.50	18.33	18.23	18.60
		1	7	19.50	18.36	18.17	18.38
		1	14	19.50	18.27	18.27	18.41
		8	0	19.50	18.22	18.04	18.22
		8	4	19.50	18.15	18.03	18.26
		8	7	19.50	18.20	17.99	18.24

		15	0	19.50	18.20	17.98	18.15
--	--	----	---	-------	-------	-------	-------

Bandwidth	Modulation	RB size	RB offset	Tune-up	Channel	Channel	Channel
				Max.	19975CH	20175CH	20375CH
5MHz	QPSK	1	0	19.50	18.26	18.11	18.50
		1	13	19.50	18.25	18.11	18.48
		1	24	19.50	18.24	18.12	18.49
		12	0	19.50	18.32	18.12	18.37
		12	6	19.50	18.32	18.13	18.51
		12	13	19.50	18.32	18.12	18.50
		25	0	19.50	18.27	18.07	18.25
	16QAM	1	0	19.50	18.49	18.26	18.71
		1	13	19.50	18.49	18.38	18.67
		1	24	19.50	18.46	18.36	18.71
		12	0	19.50	18.29	18.01	18.30
		12	6	19.50	18.27	18.06	18.31
		12	13	19.50	18.29	18.09	18.30
		25	0	19.50	18.17	17.98	18.19
	64QAM	1	0	19.50	18.33	18.18	18.43
		1	13	19.50	18.34	18.29	18.40
		1	24	19.50	18.28	18.21	18.28
		12	0	19.50	18.26	18.10	18.30
		12	6	19.50	18.27	18.14	18.32
		12	13	19.50	18.18	18.09	18.29
		25	0	19.50	18.22	18.02	18.18
Bandwidth	Modulation	RB size	RB offset	Tune-up	Channel	Channel	Channel
				Max.	20000CH	20175CH	20350CH
10MHz	QPSK	1	0	19.50	18.20	17.50	18.28
		1	25	19.50	18.28	17.54	18.32
		1	49	19.50	18.31	17.45	18.22
		25	0	19.50	18.27	18.08	18.23
		25	13	19.50	18.22	18.09	18.20
		25	25	19.50	18.29	18.09	18.33
		50	0	19.50	18.22	18.18	18.28
	16QAM	1	0	19.50	18.41	17.43	18.31
		1	25	19.50	18.33	17.61	18.45
		1	49	19.50	18.37	17.47	18.45
		25	0	19.50	18.25	18.04	18.24
		25	13	19.50	18.25	18.00	18.24
		25	25	19.50	18.25	18.01	18.21
		50	0	19.50	18.15	17.99	18.17
	64QAM	1	0	19.50	18.28	17.48	18.35
		1	25	19.50	18.32	17.50	18.27
		1	49	19.50	18.37	17.47	18.46
		25	0	19.50	18.15	18.06	18.24
		25	13	19.50	18.24	18.11	18.26
		25	25	19.50	18.27	18.13	18.18

		50	0	19.50	18.23	17.99	18.14
--	--	----	---	-------	-------	-------	-------

Bandwidth	Modulation	RB size	RB offset	Tune-up	Channel	Channel	Channel
				Max.	20025CH	20175CH	20325CH
15MHz	QPSK	1	0	19.50	18.34	18.15	18.30
		1	38	19.50	18.33	18.14	18.29
		1	74	19.50	18.32	18.15	18.28
		36	0	19.50	18.36	18.16	18.28
		36	18	19.50	18.37	18.10	18.31
		36	39	19.50	18.36	18.10	18.32
		75	0	19.50	18.12	18.19	18.31
	16QAM	1	0	19.50	18.54	18.23	18.27
		1	38	19.50	18.42	18.23	18.34
		1	74	19.50	18.30	18.19	18.27
		36	0	19.50	18.32	17.81	18.26
		36	18	19.50	18.31	17.86	18.24
		36	39	19.50	18.31	17.87	18.27
		75	0	19.50	18.06	18.10	18.18
	64QAM	1	0	19.50	18.50	18.23	18.35
		1	38	19.50	18.36	18.17	18.41
		1	74	19.50	18.38	18.07	18.32
		36	0	19.50	18.33	17.85	18.31
		36	18	19.50	18.23	17.87	18.26
		36	39	19.50	18.33	17.89	18.24
		75	0	19.50	18.12	18.08	18.20
Bandwidth	Modulation	RB size	RB offset	Tune-up	Channel	Channel	Channel
20MHz	QPSK	1	0	19.50	18.58	18.29	18.47
		1	50	19.50	<b>18.60</b>	18.29	18.44
		1	99	19.50	18.52	18.28	18.47
		50	0	19.50	18.34	18.18	18.32
		50	25	19.50	18.30	18.21	18.30
		50	50	19.50	<b>18.35</b>	18.19	18.30
		100	0	19.50	18.22	18.22	18.32
	16QAM	1	0	19.50	18.75	18.41	18.66
		1	50	19.50	18.60	18.39	18.71
		1	99	19.50	18.68	18.44	18.59
		50	0	19.50	18.21	18.09	18.26
		50	25	19.50	18.28	18.07	18.27
		50	50	19.50	18.28	18.09	18.26
		100	0	19.50	18.11	18.06	18.25
	64QAM	1	0	19.50	18.65	18.42	18.54
		1	50	19.50	18.58	18.47	18.59
		1	99	19.50	18.60	18.23	18.47
		50	0	19.50	18.27	18.08	18.30
		50	25	19.50	18.27	18.10	18.31
		50	50	19.50	18.29	18.09	18.31
		100	0	19.50	18.14	18.09	18.26

Table 58: Conducted power measurement results of LTE Band 4 (Second Antenna+WiFi Antenna, Receiver OFF)

**7.1.14 Conducted power measurements of LTE Band 4 (Main Antenna)**

Bandwidth	Modulation	RB size	RB offset	Tune-up	Channel	Channel	Channel	
				Max.	19957CH	20175CH	20393CH	
1.4MHz	QPSK	1	0	24.50	23.22	23.32	23.35	
		1	3	24.50	23.26	23.35	23.34	
		1	5	24.50	23.19	23.34	23.20	
		3	0	24.50	23.11	23.17	23.13	
		3	2	24.50	23.14	23.28	23.11	
		3	3	24.50	23.03	23.23	23.09	
		6	0	23.50	22.13	22.28	22.16	
	16QAM	1	0	23.50	22.23	22.42	22.49	
		1	3	23.50	22.32	22.16	22.23	
		1	5	23.50	22.25	22.42	22.40	
		3	0	23.50	22.13	22.34	22.20	
		3	2	23.50	22.10	22.29	22.20	
		3	3	23.50	22.09	22.37	22.17	
		6	0	22.50	21.03	21.19	21.05	
	64QAM	1	0	22.50	21.33	21.22	21.33	
		1	3	22.50	21.40	21.39	21.56	
		1	5	22.50	21.42	21.46	21.42	
		3	0	22.50	21.13	21.24	21.09	
		3	2	22.50	21.16	21.33	21.14	
		3	3	22.50	21.20	21.29	21.23	
		6	0	21.50	20.18	20.26	20.15	
	Bandwidth	Modulation	RB size	RB offset	Tune-up	Channel	Channel	Channel
	3MHz	QPSK	1	0	24.50	23.09	23.24	23.29
			1	7	24.50	23.06	23.28	23.15
1			14	24.50	23.05	23.26	23.11	
8			0	23.50	22.07	22.30	22.04	
8			4	23.50	22.08	22.29	22.15	
8			7	23.50	22.04	22.30	22.14	
15			0	23.50	22.15	22.29	22.10	
16QAM		1	0	23.50	22.18	22.36	22.22	
		1	7	23.50	22.23	22.39	22.30	
		1	14	23.50	22.27	22.35	22.11	
		8	0	22.50	21.00	21.27	21.04	
		8	4	22.50	21.03	21.32	21.10	
		8	7	22.50	21.07	21.28	21.04	
		15	0	22.50	21.04	21.13	21.17	
64QAM		1	0	22.50	21.35	21.54	21.37	
		1	7	22.50	21.39	21.49	21.35	
		1	14	22.50	21.25	21.40	21.39	
		8	0	21.50	20.21	20.20	20.13	

---

		8	4	21.50	20.08	20.21	20.17
		8	7	21.50	20.13	20.24	20.15
		15	0	21.50	20.17	20.21	20.10



Bandwidth	Modulation	RB size	RB offset	Tune-up	Channel	Channel	Channel
				Max.	19975CH	20175CH	20375CH
5MHz	QPSK	1	0	24.50	23.06	23.23	23.22
		1	13	24.50	23.05	23.12	23.17
		1	24	24.50	23.03	23.14	23.15
		12	0	23.50	22.18	22.35	22.15
		12	6	23.50	22.22	22.36	22.15
		12	13	23.50	22.22	22.34	22.14
		25	0	23.50	22.18	22.27	22.09
	16QAM	1	0	23.50	22.11	22.27	22.34
		1	13	23.50	22.15	22.31	22.32
		1	24	23.50	22.07	22.27	22.30
		12	0	22.50	21.07	21.28	21.06
		12	6	22.50	21.09	21.31	21.13
		12	13	22.50	21.10	21.27	21.08
		25	0	22.50	21.06	21.19	21.04
	64QAM	1	0	22.50	21.16	21.36	21.15
		1	13	22.50	21.25	21.37	21.27
		1	24	22.50	21.22	21.40	21.25
		12	0	21.50	20.05	20.21	20.10
		12	6	21.50	20.06	20.23	20.09
		12	13	21.50	20.05	20.24	20.10
		25	0	21.50	20.06	20.13	20.07
Bandwidth	Modulation	RB size	RB offset	Tune-up	Channel	Channel	Channel
10MHz	QPSK	1	0	24.50	23.09	23.21	23.14
		1	25	24.50	23.10	23.15	23.11
		1	49	24.50	23.02	23.17	23.13
		25	0	23.50	22.18	22.18	22.24
		25	13	23.50	22.18	22.30	22.23
		25	25	23.50	22.18	22.30	22.15
		50	0	23.50	22.18	22.25	22.22
	16QAM	1	0	23.50	22.27	22.34	22.19
		1	25	23.50	22.25	22.35	22.20
		1	49	23.50	22.15	22.41	22.14
		25	0	22.50	21.10	21.23	21.18
		25	13	22.50	21.12	21.21	21.05
		25	25	22.50	21.14	21.22	21.05
		50	0	22.50	21.11	21.15	21.15
	64QAM	1	0	22.50	21.20	21.35	21.41
		1	25	22.50	21.22	21.51	21.37
		1	49	22.50	21.15	21.49	21.36
		25	0	21.50	20.06	20.24	20.24
		25	13	21.50	20.04	20.28	20.21
		25	25	21.50	20.03	20.23	20.24
		50	0	21.50	20.08	20.12	20.04
Bandwidth	Modulation	RB size	RB offset	Tune-up	Channel	Channel	Channel
				Max.	20000CH	20175CH	20350CH

Bandwidth	Modulation	RB size	RB offset	Tune-up	Channel	Channel	Channel
				Max.	20025CH	20175CH	20325CH
15MHz	QPSK	1	0	24.50	23.16	23.31	23.17
		1	38	24.50	23.11	23.19	23.15
		1	74	24.50	23.13	23.19	23.17
		36	0	23.50	22.23	22.27	22.17
		36	18	23.50	22.22	22.28	22.17
		36	39	23.50	22.23	22.29	22.16
		75	0	23.50	22.09	22.16	22.27
	16QAM	1	0	23.50	22.36	22.32	22.22
		1	38	23.50	22.28	22.34	22.16
		1	74	23.50	22.31	22.36	22.24
		36	0	22.50	21.14	21.15	21.24
		36	18	22.50	21.15	21.18	21.21
		36	39	22.50	21.15	21.16	21.23
		75	0	22.50	21.14	21.17	21.21
	64QAM	1	0	22.50	21.30	21.36	21.32
		1	38	22.50	21.30	21.42	21.36
		1	74	22.50	21.27	21.32	21.28
		36	0	21.50	20.19	20.19	20.18
		36	18	21.50	20.20	20.24	20.20
		36	39	21.50	20.14	20.21	20.21
		75	0	21.50	20.14	20.16	20.21
Bandwidth	Modulation	RB size	RB offset	Tune-up	Channel	Channel	Channel
20MHz	QPSK	1	0	24.50	<b>23.41</b>	23.34	<b>23.45</b>
		1	50	24.50	23.30	<b>23.38</b>	23.44
		1	99	24.50	23.28	23.36	23.44
		50	0	23.50	22.29	<b>22.47</b>	22.25
		50	25	23.50	22.25	22.43	22.26
		50	50	23.50	22.26	22.45	22.26
		100	0	23.50	22.32	22.41	22.32
	16QAM	1	0	23.50	22.57	22.74	22.60
		1	50	23.50	22.46	22.65	22.67
		1	99	23.50	22.47	22.57	22.67
		50	0	22.50	21.17	21.36	21.22
		50	25	22.50	21.20	21.36	21.24
		50	50	22.50	21.27	21.38	21.32
		100	0	22.50	21.19	21.24	21.35
	64QAM	1	0	22.50	21.57	21.47	21.69
		1	50	22.50	21.45	21.35	21.70
		1	99	22.50	21.39	21.61	21.65
		50	0	21.50	20.31	20.41	20.31
		50	25	21.50	20.27	20.42	20.30
		50	50	21.50	20.32	20.41	20.27
		100	0	21.50	20.20	20.29	20.29
Bandwidth	Modulation	RB size	RB offset	Tune-up	Channel	Channel	Channel
20MHz	QPSK	1	0	24.50	<b>23.41</b>	23.34	<b>23.45</b>
		1	50	24.50	23.30	<b>23.38</b>	23.44
		1	99	24.50	23.28	23.36	23.44
		50	0	23.50	22.29	<b>22.47</b>	22.25
		50	25	23.50	22.25	22.43	22.26
		50	50	23.50	22.26	22.45	22.26
		100	0	23.50	22.32	22.41	22.32
	16QAM	1	0	23.50	22.57	22.74	22.60
		1	50	23.50	22.46	22.65	22.67
		1	99	23.50	22.47	22.57	22.67
		50	0	22.50	21.17	21.36	21.22
		50	25	22.50	21.20	21.36	21.24
		50	50	22.50	21.27	21.38	21.32
		100	0	22.50	21.19	21.24	21.35
	64QAM	1	0	22.50	21.57	21.47	21.69
		1	50	22.50	21.45	21.35	21.70
		1	99	22.50	21.39	21.61	21.65
		50	0	21.50	20.31	20.41	20.31
		50	25	21.50	20.27	20.42	20.30
		50	50	21.50	20.32	20.41	20.27
		100	0	21.50	20.20	20.29	20.29

Table 59: Conducted power measurement results of LTE Band 4(Full power)

Bandwidth	Modulation	RB size	RB offset	Tune-up	Channel	Channel	Channel
				Max.	19957CH	20175CH	20393CH
1.4MHz	QPSK	1	0	19.50	18.30	18.29	18.24
		1	3	19.50	18.38	18.27	18.24
		1	5	19.50	18.40	18.30	18.28
		3	0	19.50	18.17	18.29	18.15
		3	2	19.50	18.25	18.34	18.17
		3	3	19.50	18.22	18.23	18.18
		6	0	19.50	18.29	18.32	18.25
	16QAM	1	0	19.50	18.47	18.42	18.41
		1	3	19.50	18.40	18.46	18.39
		1	5	19.50	18.37	18.41	18.32
		3	0	19.50	18.28	18.29	18.20
		3	2	19.50	18.25	18.35	18.27
		3	3	19.50	18.24	18.25	18.25
		6	0	19.50	18.30	18.22	18.16
	64QAM	1	0	19.50	18.40	18.35	18.38
		1	3	19.50	18.35	18.44	18.28
		1	5	19.50	18.35	18.34	18.37
		3	0	19.50	18.25	18.22	18.12
		3	2	19.50	18.24	18.30	18.21
		3	3	19.50	18.28	18.24	18.15
		6	0	19.50	18.18	18.22	18.21
Bandwidth	Modulation	RB size	RB offset	Tune-up	Channel	Channel	Channel
3MHz	QPSK	1	0	19.50	18.40	18.38	18.38
		1	7	19.50	18.40	18.32	18.28
		1	14	19.50	18.38	18.31	18.30
		8	0	19.50	18.31	18.29	18.25
		8	4	19.50	18.31	18.28	18.22
		8	7	19.50	18.34	18.26	18.21
		15	0	19.50	18.36	18.34	18.36
	16QAM	1	0	19.50	18.46	18.35	18.64
		1	7	19.50	18.52	18.47	18.44
		1	14	19.50	18.38	18.36	18.43
		8	0	19.50	18.28	18.26	18.24
		8	4	19.50	18.29	18.30	18.34
		8	7	19.50	18.26	18.31	18.20
		15	0	19.50	18.28	18.27	18.30
	64QAM	1	0	19.50	18.42	18.27	18.28
		1	7	19.50	18.54	18.31	18.25
		1	14	19.50	18.47	18.34	18.34
		8	0	19.50	18.28	18.27	18.08
		8	4	19.50	18.23	18.26	18.16
		8	7	19.50	18.31	18.19	18.14
		15	0	19.50	18.32	18.28	18.28

Bandwidth	Modulation	RB size	RB offset	Tune-up	Channel	Channel	Channel
				Max.	19975CH	20175CH	20375CH
5MHz	QPSK	1	0	19.50	18.42	18.47	18.30
		1	13	19.50	18.42	18.37	18.29
		1	24	19.50	18.42	18.40	18.30
		12	0	19.50	18.32	18.36	18.32
		12	6	19.50	18.33	18.37	18.31
		12	13	19.50	18.36	18.38	18.31
		25	0	19.50	18.29	18.35	18.28
	16QAM	1	0	19.50	18.60	18.59	18.52
		1	13	19.50	18.52	18.48	18.58
		1	24	19.50	18.63	18.54	18.56
		12	0	19.50	18.31	18.31	18.27
		12	6	19.50	18.26	18.34	18.29
		12	13	19.50	18.26	18.34	18.27
		25	0	19.50	18.22	18.31	18.34
	64QAM	1	0	19.50	18.41	18.36	18.23
		1	13	19.50	18.36	18.33	18.37
		1	24	19.50	18.52	18.33	18.30
		12	0	19.50	18.42	18.26	18.27
		12	6	19.50	18.42	18.31	18.29
		12	13	19.50	18.40	18.31	18.29
		25	0	19.50	18.37	18.27	18.28
Bandwidth	Modulation	RB size	RB offset	Tune-up	Channel	Channel	Channel
10MHz	QPSK	1	0	19.50	18.32	18.44	18.31
		1	25	19.50	18.33	18.44	18.31
		1	49	19.50	18.32	18.38	18.31
		25	0	19.50	18.33	18.42	18.35
		25	13	19.50	18.33	18.44	18.33
		25	25	19.50	18.33	18.44	18.37
		50	0	19.50	18.28	18.36	18.32
	16QAM	1	0	19.50	18.53	18.33	18.50
		1	25	19.50	18.43	18.55	18.51
		1	49	19.50	18.50	18.56	18.46
		25	0	19.50	18.29	18.37	18.25
		25	13	19.50	18.26	18.37	18.36
		25	25	19.50	18.29	18.36	18.23
		50	0	19.50	18.23	18.22	18.35
	64QAM	1	0	19.50	18.56	18.36	18.35
		1	25	19.50	18.58	18.47	18.33
		1	49	19.50	18.60	18.43	18.35
		25	0	19.50	18.34	18.37	18.37
		25	13	19.50	18.28	18.37	18.39
		25	25	19.50	18.32	18.37	18.42
		50	0	19.50	18.24	18.24	18.35
Bandwidth	Modulation	RB size	RB offset	Tune-up	Channel	Channel	Channel
				Max.	20000CH	20175CH	20350CH

Bandwidth	Modulation	RB size	RB offset	Tune-up	Channel	Channel	Channel
				Max.	20025CH	20175CH	20325CH
15MHz	QPSK	1	0	19.50	18.27	18.43	18.35
		1	38	19.50	18.31	18.30	18.36
		1	74	19.50	18.29	18.34	18.34
		36	0	19.50	18.47	18.40	18.39
		36	18	19.50	18.50	18.38	18.38
		36	39	19.50	18.46	18.37	18.39
		75	0	19.50	18.37	18.36	18.47
	16QAM	1	0	19.50	18.40	18.56	18.48
		1	38	19.50	18.40	18.43	18.45
		1	74	19.50	18.47	18.43	18.53
		36	0	19.50	18.39	18.31	18.29
		36	18	19.50	18.40	18.28	18.32
		36	39	19.50	18.41	18.36	18.28
		75	0	19.50	18.23	18.30	18.28
	64QAM	1	0	19.50	18.42	18.47	18.35
		1	38	19.50	18.42	18.35	18.38
		1	74	19.50	18.49	18.31	18.42
		36	0	19.50	18.30	18.30	18.29
		36	18	19.50	18.27	18.27	18.29
		36	39	19.50	18.31	18.28	18.30
		75	0	19.50	18.28	18.26	18.28
Bandwidth	Modulation	RB size	RB offset	Tune-up	Channel	Channel	Channel
20MHz	QPSK	1	0	19.50	18.52	18.58	18.65
		1	50	19.50	18.50	18.56	18.62
		1	99	19.50	18.51	18.57	18.65
		50	0	19.50	18.42	18.48	18.43
		50	25	19.50	<b>18.46</b>	18.44	18.41
		50	50	19.50	18.46	18.45	18.42
		100	0	19.50	18.34	18.36	18.38
	16QAM	1	0	19.50	18.69	18.73	18.83
		1	50	19.50	18.69	18.76	18.65
		1	99	19.50	18.65	18.79	18.81
		50	0	19.50	18.40	18.31	18.31
		50	25	19.50	18.41	18.34	18.33
		50	50	19.50	18.39	18.32	18.38
		100	0	19.50	18.28	18.28	18.30
	64QAM	1	0	19.50	18.69	18.50	18.60
		1	50	19.50	18.64	18.53	18.65
		1	99	19.50	18.61	18.46	18.61
		50	0	19.50	18.28	18.30	18.34
		50	25	19.50	18.30	18.32	18.33
		50	50	19.50	18.32	18.32	18.33
		100	0	19.50	18.28	18.29	18.39
Bandwidth	Modulation	RB size	RB offset	Tune-up	Channel	Channel	Channel
20MHz	QPSK	1	0	19.50	18.52	18.58	18.65
		1	50	19.50	18.50	18.56	18.62
		1	99	19.50	18.51	18.57	18.65
		50	0	19.50	18.42	18.48	18.43
		50	25	19.50	<b>18.46</b>	18.44	18.41
		50	50	19.50	18.46	18.45	18.42
		100	0	19.50	18.34	18.36	18.38
	16QAM	1	0	19.50	18.69	18.73	18.83
		1	50	19.50	18.69	18.76	18.65
		1	99	19.50	18.65	18.79	18.81
		50	0	19.50	18.40	18.31	18.31
		50	25	19.50	18.41	18.34	18.33
		50	50	19.50	18.39	18.32	18.38
		100	0	19.50	18.28	18.28	18.30
	64QAM	1	0	19.50	18.69	18.50	18.60
		1	50	19.50	18.64	18.53	18.65
		1	99	19.50	18.61	18.46	18.61
		50	0	19.50	18.28	18.30	18.34
		50	25	19.50	18.30	18.32	18.33
		50	50	19.50	18.32	18.32	18.33
		100	0	19.50	18.28	18.29	18.39

Table 60: Conducted power measurement results of LTE Band 4 (Reduced Power Level D2)

Bandwidth	Modulation	RB size	RB offset	Tune-up	Channel	Channel	Channel	
				Max.	19957CH	20175CH	20393CH	
1.4MHz	QPSK	1	0	18.00	16.78	16.81	16.84	
		1	3	18.00	16.70	16.82	16.81	
		1	5	18.00	16.73	16.86	16.79	
		3	0	18.00	16.68	16.73	16.65	
		3	2	18.00	16.72	16.73	16.69	
		3	3	18.00	16.75	16.74	16.64	
		6	0	18.00	16.71	16.86	16.80	
	16QAM	1	0	18.00	16.96	16.85	16.77	
		1	3	18.00	16.81	16.81	16.94	
		1	5	18.00	16.95	16.84	16.83	
		3	0	18.00	16.72	16.71	16.74	
		3	2	18.00	16.71	16.73	16.78	
		3	3	18.00	16.81	16.72	16.68	
		6	0	18.00	16.58	16.68	16.59	
	64QAM	1	0	18.00	17.06	16.92	16.96	
		1	3	18.00	16.79	16.98	16.94	
		1	5	18.00	16.86	16.88	16.79	
		3	0	18.00	16.74	16.89	16.64	
		3	2	18.00	16.81	16.89	16.70	
		3	3	18.00	16.72	16.90	16.66	
		6	0	18.00	16.73	16.75	16.73	
	Bandwidth	Modulation	RB size	RB offset	Tune-up	Channel	Channel	Channel
	3MHz	QPSK	1	0	18.00	16.81	16.80	16.77
			1	7	18.00	16.79	16.84	16.76
1			14	18.00	16.77	16.81	16.75	
8			0	18.00	16.75	16.71	16.74	
8			4	18.00	16.73	16.86	16.82	
8			7	18.00	16.76	16.93	16.76	
15			0	18.00	16.77	16.86	16.78	
16QAM		1	0	18.00	17.07	16.99	16.86	
		1	7	18.00	17.10	16.98	16.96	
		1	14	18.00	17.08	16.96	16.89	
		8	0	18.00	16.75	16.84	16.80	
		8	4	18.00	16.74	16.84	16.83	
		8	7	18.00	16.68	16.88	16.79	
		15	0	18.00	16.70	16.75	16.74	
64QAM		1	0	18.00	17.06	16.98	16.97	
		1	7	18.00	16.95	17.07	16.93	
		1	14	18.00	16.98	16.94	17.06	
		8	0	18.00	16.68	16.76	16.69	
		8	4	18.00	16.66	16.74	16.72	
		8	7	18.00	16.74	16.76	16.67	
		15	0	18.00	16.86	16.85	16.71	
Bandwidth		Modulation	RB size	RB offset	Tune-up	Channel	Channel	Channel
					Max.	19965CH	20175CH	20385CH

Bandwidth	Modulation	RB size	RB offset	Tune-up	Channel	Channel	Channel
				Max.	19975CH	20175CH	20375CH
5MHz	QPSK	1	0	18.00	16.85	16.85	16.80
		1	13	18.00	16.83	16.86	16.82
		1	24	18.00	16.82	16.79	16.84
		12	0	18.00	16.84	16.86	16.94
		12	6	18.00	16.83	16.85	16.93
		12	13	18.00	16.83	16.84	16.94
		25	0	18.00	16.80	16.81	16.78
	16QAM	1	0	18.00	16.98	17.04	17.08
		1	13	18.00	16.94	17.09	17.08
		1	24	18.00	17.04	16.91	17.10
		12	0	18.00	16.79	16.85	16.84
		12	6	18.00	16.78	16.83	16.81
		12	13	18.00	16.77	16.79	16.81
		25	0	18.00	16.75	16.75	16.70
	64QAM	1	0	18.00	16.89	17.02	16.98
		1	13	18.00	17.01	17.07	16.94
		1	24	18.00	16.99	16.83	16.87
		12	0	18.00	16.82	16.89	16.77
		12	6	18.00	16.80	16.84	16.77
		12	13	18.00	16.81	16.86	16.77
		25	0	18.00	16.73	16.90	16.77
Bandwidth	Modulation	RB size	RB offset	Tune-up	Channel	Channel	Channel
10MHz	QPSK	1	0	18.00	16.83	16.96	16.92
		1	25	18.00	16.83	16.97	16.91
		1	49	18.00	16.85	16.97	16.91
		25	0	18.00	16.87	16.96	16.82
		25	13	18.00	16.86	16.98	16.82
		25	25	18.00	16.86	16.94	16.85
		50	0	18.00	16.82	16.81	16.94
	16QAM	1	0	18.00	16.85	16.84	16.80
		1	25	18.00	16.94	17.00	16.86
		1	49	18.00	17.00	16.95	16.97
		25	0	18.00	16.80	16.87	16.76
		25	13	18.00	16.83	16.88	16.76
		25	25	18.00	16.81	16.85	16.77
		50	0	18.00	16.75	16.74	16.84
	64QAM	1	0	18.00	16.97	17.03	16.93
		1	25	18.00	17.05	17.16	16.93
		1	49	18.00	16.96	17.09	16.96
		25	0	18.00	16.73	16.91	16.80
		25	13	18.00	16.76	16.91	16.78
		25	25	18.00	16.74	16.90	16.79
		50	0	18.00	16.77	16.80	16.89

Bandwidth	Modulation	RB size	RB offset	Tune-up	Channel	Channel	Channel	
				Max.	20025CH	20175CH	20325CH	
15MHz	QPSK	1	0	18.00	16.92	16.97	16.89	
		1	38	18.00	16.91	16.96	16.89	
		1	74	18.00	16.89	16.95	16.87	
		36	0	18.00	16.97	16.85	16.90	
		36	18	18.00	16.97	16.85	16.93	
		36	39	18.00	16.98	16.84	16.90	
		75	0	18.00	16.92	16.95	16.95	
	16QAM	1	0	18.00	17.00	17.08	16.91	
		1	38	18.00	17.06	16.98	16.95	
		1	74	18.00	16.96	17.12	16.95	
		36	0	18.00	16.89	16.84	16.80	
		36	18	18.00	16.90	16.78	16.79	
		36	39	18.00	16.88	16.74	16.79	
		75	0	18.00	16.82	16.86	16.76	
	64QAM	1	0	18.00	17.01	16.95	17.04	
		1	38	18.00	16.95	17.01	16.96	
		1	74	18.00	17.00	17.05	16.93	
		36	0	18.00	16.93	16.81	16.98	
		36	18	18.00	16.92	16.80	16.98	
		36	39	18.00	16.93	16.85	16.97	
		75	0	18.00	16.87	16.91	16.92	
	Bandwidth	Modulation	RB size	RB offset	Tune-up	Channel	Channel	Channel
	20MHz	QPSK	1	0	18.00	17.07	16.98	<b>17.10</b>
			1	50	18.00	16.96	17.10	17.03
1			99	18.00	16.96	17.09	17.03	
50			0	18.00	16.96	16.99	16.93	
50			25	18.00	16.94	17.01	16.94	
50			50	18.00	16.96	17.02	16.93	
100			0	18.00	16.96	16.96	16.85	
16QAM		1	0	18.00	17.29	17.16	17.18	
		1	50	18.00	17.15	17.23	17.09	
		1	99	18.00	17.34	17.16	17.24	
		50	0	18.00	16.90	16.91	16.85	
		50	25	18.00	16.89	16.91	16.82	
		50	50	18.00	16.85	16.92	16.84	
		100	0	18.00	16.78	16.90	16.84	
64QAM		1	0	18.00	17.15	17.31	17.17	
		1	50	18.00	17.27	17.19	17.12	
		1	99	18.00	17.35	17.21	17.30	
		50	0	18.00	16.93	16.86	16.87	
		50	25	18.00	16.95	16.85	16.85	
		50	50	18.00	16.95	16.83	16.83	
		100	0	18.00	16.79	16.85	16.84	

Table 61: Conducted power measurement results of LTE Band 4 (Reduced Power Level D4/D5)



Bandwidth	Modulation	RB size	RB offset	Tune-up	Channel	Channel	Channel
				Max.	19957CH	20175CH	20393CH
1.4MHz	QPSK	1	0	13.00	11.93	11.83	11.76
		1	3	13.00	11.92	11.77	11.74
		1	5	13.00	11.95	11.81	11.73
		3	0	13.00	11.76	11.84	11.66
		3	2	13.00	11.75	11.84	11.59
		3	3	13.00	11.76	11.84	11.65
		6	0	13.00	11.66	11.73	11.67
	16QAM	1	0	13.00	11.97	11.89	11.93
		1	3	13.00	11.96	11.98	11.75
		1	5	13.00	11.99	11.95	11.87
		3	0	13.00	11.61	11.74	11.62
		3	2	13.00	11.63	11.80	11.56
		3	3	13.00	11.67	11.83	11.58
		6	0	13.00	11.68	11.82	11.60
	64QAM	1	0	13.00	12.00	11.85	11.70
		1	3	13.00	12.03	11.80	11.81
		1	5	13.00	11.87	11.71	11.77
		3	0	13.00	11.76	11.73	11.60
		3	2	13.00	11.72	11.77	11.56
		3	3	13.00	11.69	11.74	11.51
		6	0	13.00	11.68	11.67	11.51
Bandwidth	Modulation	RB size	RB offset	Tune-up	Channel	Channel	Channel
3MHz	QPSK	1	0	13.00	11.80	11.84	11.78
		1	7	13.00	11.81	11.83	11.80
		1	14	13.00	11.81	11.86	11.81
		8	0	13.00	11.71	11.76	11.73
		8	4	13.00	11.66	11.88	11.80
		8	7	13.00	11.73	11.69	11.71
		15	0	13.00	11.72	11.87	11.68
	16QAM	1	0	13.00	11.86	11.91	11.93
		1	7	13.00	11.93	12.01	12.01
		1	14	13.00	12.02	11.95	11.88
		8	0	13.00	11.65	11.80	11.78
		8	4	13.00	11.70	11.82	11.77
		8	7	13.00	11.67	11.81	11.74
		15	0	13.00	11.67	11.79	11.68
	64QAM	1	0	13.00	11.96	11.88	11.83
		1	7	13.00	12.01	11.87	11.83
		1	14	13.00	11.93	11.83	11.87
		8	0	13.00	11.69	11.66	11.70
		8	4	13.00	11.69	11.66	11.63
		8	7	13.00	11.69	11.65	11.65
		15	0	13.00	11.70	11.80	11.63

Bandwidth	Modulation	RB size	RB offset	Tune-up	Channel	Channel	Channel
				Max.	19975CH	20175CH	20375CH
5MHz	QPSK	1	0	13.00	11.79	11.89	11.84
		1	13	13.00	11.76	11.89	11.83
		1	24	13.00	11.75	11.89	11.83
		12	0	13.00	11.74	11.95	11.79
		12	6	13.00	11.74	11.94	11.79
		12	13	13.00	11.75	11.96	11.80
		25	0	13.00	11.76	11.81	11.67
	16QAM	1	0	13.00	11.92	12.00	12.03
		1	13	13.00	11.92	12.07	12.06
		1	24	13.00	11.92	12.03	12.00
		12	0	13.00	11.76	11.87	11.81
		12	6	13.00	11.73	11.90	11.82
		12	13	13.00	11.71	11.94	11.80
		25	0	13.00	11.67	11.76	11.73
	64QAM	1	0	13.00	11.81	11.81	11.88
		1	13	13.00	11.96	11.89	11.89
		1	24	13.00	11.93	11.79	11.86
		12	0	13.00	11.78	11.88	11.75
		12	6	13.00	11.79	11.89	11.79
		12	13	13.00	11.80	11.86	11.74
		25	0	13.00	11.70	11.75	11.59
Bandwidth	Modulation	RB size	RB offset	Tune-up	Channel	Channel	Channel
10MHz	QPSK	1	0	13.00	11.72	11.72	11.79
		1	25	13.00	11.75	11.73	11.79
		1	49	13.00	11.76	11.73	11.78
		25	0	13.00	11.78	11.86	11.88
		25	13	13.00	11.78	11.90	11.89
		25	25	13.00	11.79	11.87	11.89
		50	0	13.00	11.83	11.84	11.75
	16QAM	1	0	13.00	11.83	11.89	11.79
		1	25	13.00	12.02	11.94	11.74
		1	49	13.00	11.84	11.89	12.05
		25	0	13.00	11.72	11.84	11.77
		25	13	13.00	11.72	11.85	11.73
		25	25	13.00	11.71	11.82	11.74
		50	0	13.00	11.79	11.80	11.77
	64QAM	1	0	13.00	12.08	11.79	11.77
		1	25	13.00	11.87	11.70	11.78
		1	49	13.00	11.95	11.77	11.74
		25	0	13.00	11.81	11.86	11.75
		25	13	13.00	11.79	11.84	11.77
		25	25	13.00	11.81	11.82	11.75
		50	0	13.00	11.82	11.74	11.74

Bandwidth	Modulation	RB size	RB offset	Tune-up	Channel	Channel	Channel
				Max.	20025CH	20175CH	20325CH
15MHz	QPSK	1	0	13.00	11.74	11.88	11.86
		1	38	13.00	11.72	11.86	11.84
		1	74	13.00	11.73	11.85	11.84
		36	0	13.00	11.86	11.78	11.76
		36	18	13.00	11.90	11.79	11.79
		36	39	13.00	11.88	11.79	11.79
		75	0	13.00	11.87	11.91	11.89
	16QAM	1	0	13.00	11.96	11.85	12.05
		1	38	13.00	11.99	12.08	12.00
		1	74	13.00	12.09	11.91	12.01
		36	0	13.00	11.81	11.73	11.75
		36	18	13.00	11.78	11.71	11.77
		36	39	13.00	11.81	11.71	11.73
		75	0	13.00	11.78	11.85	11.71
	64QAM	1	0	13.00	11.93	11.92	11.86
		1	38	13.00	11.99	11.87	11.80
		1	74	13.00	12.03	11.80	11.85
		36	0	13.00	11.84	11.71	11.75
		36	18	13.00	11.85	11.72	11.75
		36	39	13.00	11.84	11.73	11.76
		75	0	13.00	11.84	11.84	11.67
Bandwidth	Modulation	RB size	RB offset	Tune-up	Channel	Channel	Channel
20MHz	QPSK	1	0	13.00	11.98	11.98	11.92
		1	50	13.00	11.98	11.96	12.02
		1	99	13.00	11.98	11.97	12.03
		50	0	13.00	11.90	11.91	11.92
		50	25	13.00	11.92	11.92	11.91
		50	50	13.00	11.91	11.92	11.94
		100	0	13.00	11.78	11.88	11.79
	16QAM	1	0	13.00	12.28	12.12	12.22
		1	50	13.00	12.12	12.12	12.24
		1	99	13.00	12.18	12.05	12.20
		50	0	13.00	11.84	11.83	11.85
		50	25	13.00	11.83	11.86	11.85
		50	50	13.00	11.84	11.85	11.82
		100	0	13.00	11.72	11.80	11.81
	64QAM	1	0	13.00	12.06	11.93	12.06
		1	50	13.00	12.09	11.97	12.03
		1	99	13.00	12.13	11.86	11.89
		50	0	13.00	11.85	11.83	11.85
		50	25	13.00	11.85	11.83	11.82
		50	50	13.00	11.81	11.83	11.86
		100	0	13.00	11.72	11.79	11.80
Bandwidth	Modulation	RB size	RB offset	Tune-up	Channel	Channel	Channel
				Max.	20050CH	20175CH	20300CH

Table 62: Conducted power measurement results of LTE Band 4 (Reduced Power Level D6)

### 7.1.15 Conducted power measurements of LTE Band 5 (Second Antenna)

Bandwidth	Modulation	RB size	RB offset	Tune-up	Channel	Channel	Channel
				Max.	20407CH	20525CH	20643CH
1.4MHz	QPSK	1	0	24.50	23.47	23.01	23.22
		1	3	24.50	23.39	22.96	23.22
		1	5	24.50	23.44	22.98	23.20
		3	0	23.50	23.35	22.98	23.16
		3	2	23.50	23.36	23.03	23.12
		3	3	23.50	23.43	23.09	23.19
		6	0	23.50	22.32	21.78	22.18
	16QAM	1	0	23.50	22.41	22.05	22.31
		1	3	23.50	22.41	22.07	22.27
		1	5	23.50	22.43	21.99	22.23
		3	0	22.50	22.46	22.01	22.01
		3	2	22.50	22.41	22.00	22.02
		3	3	22.50	22.35	22.02	22.11
		6	0	22.50	21.30	21.04	21.13
	64QAM	1	0	22.50	21.62	21.16	21.41
		1	3	22.50	21.47	21.25	21.36
		1	5	22.50	21.50	21.19	21.40
		3	0	22.50	21.41	21.18	21.33
		3	2	22.50	21.39	21.15	21.24
		3	3	22.50	21.39	21.25	21.17
		6	0	21.50	20.43	19.98	20.08
Bandwidth	Modulation	RB size	RB offset	Tune-up	Channel	Channel	Channel
				Max.	20415CH	20525CH	20635CH
3MHz	QPSK	1	0	24.50	23.42	23.07	23.31
		1	7	24.50	23.48	23.03	23.28
		1	14	24.50	23.42	23.05	23.27
		8	0	23.50	22.42	22.00	22.25
		8	4	23.50	22.36	22.02	22.25
		8	7	23.50	22.37	22.04	22.27
		15	0	23.50	22.42	21.77	22.22
	16QAM	1	0	23.50	22.65	22.12	22.46
		1	7	23.50	22.50	22.08	22.31
		1	14	23.50	22.38	22.12	22.42
		8	0	22.50	21.40	21.23	21.25
		8	4	22.50	21.30	21.28	21.22
		8	7	22.50	21.36	21.23	21.24
		15	0	22.50	21.33	20.92	21.22
	64QAM	1	0	22.50	21.42	21.42	21.44
		1	7	22.50	21.49	21.36	21.52
		1	14	22.50	21.50	21.50	21.40
		8	0	21.50	20.44	20.21	20.30
		8	4	21.50	20.42	20.31	20.34
		8	7	21.50	20.43	20.20	20.34
		15	0	21.50	20.50	20.02	20.29

Bandwidth	Modulation	RB size	RB offset	Tune-up	Channel	Channel	Channel
				Max.	20425CH	20525CH	20625CH
5MHz	QPSK	1	0	24.50	23.47	23.26	23.38
		1	13	24.50	23.50	23.26	23.37
		1	24	24.50	23.47	23.26	23.36
		12	0	23.50	22.53	22.19	22.41
		12	6	23.50	22.54	22.16	22.40
		12	13	23.50	22.54	22.16	22.39
		25	0	23.50	22.45	21.94	22.33
	16QAM	1	0	23.50	22.77	22.23	22.61
		1	13	23.50	22.55	22.40	22.58
		1	24	23.50	22.70	22.45	22.50
		12	0	22.50	21.50	21.33	21.50
		12	6	22.50	21.48	21.32	21.47
		12	13	22.50	21.49	21.32	21.48
		25	0	22.50	21.37	21.06	21.30
	64QAM	1	0	22.50	21.60	21.35	21.64
		1	13	22.50	21.57	21.38	21.56
		1	24	22.50	21.65	21.43	21.58
		12	0	21.50	20.60	20.33	20.49
		12	6	21.50	20.62	20.32	20.49
		12	13	21.50	20.61	20.33	20.48
		25	0	21.50	20.48	20.16	20.37
Bandwidth	Modulation	RB size	RB offset	Tune-up	Channel	Channel	Channel
				Max.	20450CH	20525CH	20600CH
10MHz	QPSK	1	0	24.50	23.38	23.39	23.03
		1	25	24.50	23.42	23.37	23.02
		1	49	24.50	23.44	23.37	23.01
		25	0	23.50	22.37	22.25	22.26
		25	13	23.50	22.40	22.25	22.22
		25	25	23.50	22.36	22.31	22.23
		50	0	23.50	22.30	21.89	22.25
	16QAM	1	0	23.50	22.34	22.35	22.06
		1	25	23.50	22.39	22.47	22.13
		1	49	23.50	22.52	22.40	22.14
		25	0	22.50	21.44	21.28	21.17
		25	13	22.50	21.41	21.18	21.17
		25	25	22.50	21.42	21.20	21.21
		50	0	22.50	21.29	20.99	21.25
	64QAM	1	0	22.50	21.54	21.43	21.09
		1	25	22.50	21.55	21.53	21.10
		1	49	22.50	21.49	21.44	21.24
		25	0	21.50	20.41	20.27	20.23
		25	13	21.50	20.45	20.26	20.24
		25	25	21.50	20.45	20.28	20.27
		50	0	21.50	20.33	20.20	20.32

Table 63: Conducted power measurement results of LTE Band 5 (Full Power)

Bandwidth	Modulation	RB size	RB offset	Tune-up	Channel	Channel	Channel
				Max.	20407CH	20525CH	20643CH
1.4MHz	QPSK	1	0	20.00	18.86	18.77	18.75
		1	3	20.00	18.87	18.74	18.73
		1	5	20.00	18.88	18.76	18.73
		3	0	20.00	18.81	18.66	18.66
		3	2	20.00	18.90	18.66	18.66
		3	3	20.00	18.79	18.68	18.61
		6	0	20.00	18.88	18.49	18.65
	16QAM	1	0	20.00	18.90	18.66	18.90
		1	3	20.00	18.94	18.85	18.90
		1	5	20.00	19.01	18.96	18.77
		3	0	20.00	18.88	18.60	18.66
		3	2	20.00	18.87	18.60	18.67
		3	3	20.00	18.89	18.60	18.64
		6	0	20.00	18.78	18.37	18.64
	64QAM	1	0	20.00	18.99	18.95	18.89
		1	3	20.00	18.98	18.76	18.76
		1	5	20.00	18.93	18.78	18.88
		3	0	20.00	18.86	18.64	18.72
		3	2	20.00	18.86	18.66	18.60
		3	3	20.00	18.85	18.56	18.62
		6	0	20.00	18.85	18.37	18.64
Bandwidth	Modulation	RB size	RB offset	Tune-up	Channel	Channel	Channel
3MHz	QPSK	1	0	20.00	18.87	18.75	18.87
		1	7	20.00	18.92	18.82	18.90
		1	14	20.00	18.91	18.75	18.89
		8	0	20.00	18.90	18.77	18.80
		8	4	20.00	18.87	18.70	18.80
		8	7	20.00	18.86	18.73	18.82
		15	0	20.00	18.86	18.46	18.74
	16QAM	1	0	20.00	19.15	18.81	18.94
		1	7	20.00	19.06	18.85	19.03
		1	14	20.00	19.05	18.84	19.04
		8	0	20.00	18.82	18.65	18.82
		8	4	20.00	18.83	18.73	18.80
		8	7	20.00	18.83	18.80	18.81
		15	0	20.00	18.84	18.41	18.67
	64QAM	1	0	20.00	19.01	18.79	19.12
		1	7	20.00	18.98	18.93	19.00
		1	14	20.00	19.04	18.92	19.12
		8	0	20.00	18.86	18.78	18.80
		8	4	20.00	18.87	18.71	18.80
		8	7	20.00	18.81	18.70	18.78
		15	0	20.00	18.82	18.62	18.74

Bandwidth	Modulation	RB size	RB offset	Tune-up	Channel	Channel	Channel
				Max.	20425CH	20525CH	20625CH
5MHz	QPSK	1	0	20.00	18.93	18.84	18.93
		1	13	20.00	18.97	18.83	18.93
		1	24	20.00	18.94	18.83	18.87
		12	0	20.00	19.02	18.85	18.98
		12	6	20.00	19.02	18.81	18.98
		12	13	20.00	19.03	18.82	18.97
		25	0	20.00	18.90	18.51	18.89
	16QAM	1	0	20.00	19.11	19.12	19.09
		1	13	20.00	19.12	18.91	19.13
		1	24	20.00	19.19	18.94	19.01
		12	0	20.00	18.88	18.77	18.89
		12	6	20.00	18.90	18.76	18.89
		12	13	20.00	18.92	18.83	18.92
		25	0	20.00	18.83	18.48	18.81
	64QAM	1	0	20.00	19.09	18.81	18.93
		1	13	20.00	19.00	18.83	18.97
		1	24	20.00	19.08	18.97	18.95
		12	0	20.00	18.88	18.82	18.94
		12	6	20.00	18.87	18.78	18.86
		12	13	20.00	18.90	18.80	18.94
		25	0	20.00	18.83	18.54	18.83
Bandwidth	Modulation	RB size	RB offset	Tune-up	Channel	Channel	Channel
10MHz	QPSK	1	0	20.00	18.87	<b>18.99</b>	<b>18.73</b>
		1	25	20.00	18.85	18.96	18.69
		1	49	20.00	<b>18.89</b>	18.94	18.68
		25	0	20.00	18.98	18.77	18.81
		25	13	20.00	18.98	18.78	18.81
		25	25	20.00	<b>18.99</b>	18.76	18.81
		50	0	20.00	18.79	18.67	18.85
	16QAM	1	0	20.00	18.97	18.84	18.81
		1	25	20.00	19.00	18.99	18.70
		1	49	20.00	18.99	19.05	18.70
		25	0	20.00	18.92	18.71	18.69
		25	13	20.00	18.89	18.76	18.65
		25	25	20.00	18.90	18.69	18.70
		50	0	20.00	18.75	18.53	18.79
	64QAM	1	0	20.00	19.06	19.01	18.65
		1	25	20.00	19.00	19.11	18.65
		1	49	20.00	18.90	19.12	18.64
		25	0	20.00	18.92	18.77	18.70
		25	13	20.00	18.90	18.73	18.74
		25	25	20.00	18.92	18.79	18.68
		50	0	20.00	18.76	18.52	18.84

Table 64: Conducted power measurement results of LTE Band 5 (Receiver ON, Reduced Power)

### 7.1.16 Conducted power measurements of LTE Band 5 (Main Antenna)

Bandwidth	Modulation	RB size	RB offset	Tune-up	Channel	Channel	Channel
				Max.	20407CH	20525CH	20643CH
1.4MHz	QPSK	1	0	25.00	23.75	23.67	23.62
		1	3	25.00	23.74	23.69	23.68
		1	5	25.00	23.79	23.72	23.77
		3	0	25.00	23.70	23.67	23.64
		3	2	25.00	23.75	23.70	23.48
		3	3	25.00	23.74	23.71	23.55
		6	0	24.00	22.69	22.61	22.51
	16QAM	1	0	24.00	22.35	22.63	22.62
		1	3	24.00	22.29	22.61	22.75
		1	5	24.00	22.35	22.60	22.65
		3	0	24.00	22.47	22.60	22.66
		3	2	24.00	22.42	22.59	22.67
		3	3	24.00	22.42	22.64	22.61
		6	0	23.00	21.56	21.58	21.62
	64QAM	1	0	23.00	21.44	21.70	21.80
		1	3	23.00	21.53	21.77	21.72
		1	5	23.00	21.47	21.74	21.71
		3	0	23.00	21.46	21.59	21.61
		3	2	23.00	21.48	21.63	21.55
		3	3	23.00	21.46	21.56	21.58
		6	0	22.00	20.50	20.50	20.66
Bandwidth	Modulation	RB size	RB offset	Tune-up	Channel	Channel	Channel
3MHz	QPSK	1	0	25.00	23.37	23.69	23.58
		1	7	25.00	23.30	23.65	23.57
		1	14	25.00	23.34	23.65	23.57
		8	0	24.00	22.37	22.63	22.58
		8	4	24.00	22.42	22.63	22.55
		8	7	24.00	22.44	22.65	22.59
		15	0	24.00	22.40	22.62	22.58
	16QAM	1	0	24.00	22.24	22.76	22.74
		1	7	24.00	22.28	22.65	22.63
		1	14	24.00	22.27	22.78	22.77
		8	0	23.00	21.55	21.66	21.64
		8	4	23.00	21.50	21.65	21.55
		8	7	23.00	21.54	21.66	21.48
		15	0	23.00	21.50	21.56	21.58
	64QAM	1	0	23.00	21.51	21.78	21.82
		1	7	23.00	21.46	21.88	21.87
		1	14	23.00	21.62	21.84	21.72
		8	0	22.00	20.70	20.64	20.65
		8	4	22.00	20.66	20.67	20.58
		8	7	22.00	20.71	20.64	20.60
		15	0	22.00	20.65	20.62	20.60



Bandwidth	Modulation	RB size	RB offset	Tune-up	Channel	Channel	Channel
				Max.	20425CH	20525CH	20625CH
5MHz	QPSK	1	0	25.00	23.50	23.64	23.61
		1	13	25.00	23.48	23.64	23.55
		1	24	25.00	23.47	23.68	23.53
		12	0	24.00	22.51	22.75	22.66
		12	6	24.00	22.57	22.69	22.69
		12	13	24.00	22.55	22.71	22.71
		25	0	24.00	22.31	22.59	22.61
	16QAM	1	0	24.00	22.66	22.87	22.72
		1	13	24.00	22.47	22.79	22.63
		1	24	24.00	22.44	22.78	22.67
		12	0	23.00	21.65	21.69	21.73
		12	6	23.00	21.71	21.72	21.65
		12	13	23.00	21.65	21.70	21.61
		25	0	23.00	21.47	21.61	21.61
	64QAM	1	0	23.00	21.71	21.83	21.68
		1	13	23.00	21.79	21.90	21.80
		1	24	23.00	21.86	21.78	21.77
		12	0	22.00	20.83	20.73	20.66
		12	6	22.00	20.91	20.72	20.69
		12	13	22.00	20.74	20.77	20.68
		25	0	22.00	20.62	20.63	20.63
Bandwidth	Modulation	RB size	RB offset	Tune-up	Channel	Channel	Channel
10MHz	QPSK	1	0	25.00	23.86	<b>23.89</b>	23.73
		1	25	25.00	<b>23.97</b>	23.85	23.74
		1	49	25.00	23.92	23.85	<b>23.76</b>
		25	0	24.00	22.81	22.79	22.71
		25	13	24.00	22.80	22.80	22.71
		25	25	24.00	<b>22.90</b>	22.80	22.71
		50	0	24.00	22.80	22.77	22.72
	16QAM	1	0	24.00	22.86	22.95	22.74
		1	25	24.00	22.98	22.92	22.91
		1	49	24.00	22.92	22.85	22.79
		25	0	23.00	21.74	21.68	21.64
		25	13	23.00	21.74	21.66	21.65
		25	25	23.00	21.80	21.68	21.64
		50	0	23.00	21.69	21.67	21.59
	64QAM	1	0	23.00	22.06	21.92	21.73
		1	25	23.00	21.90	21.95	21.77
		1	49	23.00	21.84	22.07	21.80
		25	0	22.00	20.80	20.74	20.73
		25	13	22.00	20.78	20.71	20.72
		25	25	22.00	20.80	20.73	20.72
		50	0	22.00	20.74	20.70	20.67

Table 65: Conducted power measurement results of LTE Band 5

### 7.1.17 Conducted power measurements of LTE Band 7 (Second Antenna)

Bandwidth	Modulation	RB size	RB offset	Tune-up	Channel	Channel	Channel
				Max.	20775CH	21100CH	21425CH
5MHz	QPSK	1	0	19.00	17.63	17.61	17.41
		1	13	19.00	17.65	17.50	17.43
		1	24	19.00	17.59	17.54	17.43
		12	0	19.00	17.59	17.65	17.45
		12	6	19.00	17.63	17.67	17.44
		12	13	19.00	17.65	17.66	17.44
		25	0	19.00	17.58	17.56	17.37
	16QAM	1	0	19.00	17.82	17.82	17.77
		1	13	19.00	17.76	17.88	17.66
		1	24	19.00	17.93	17.81	17.58
		12	0	19.00	17.60	17.58	17.45
		12	6	19.00	17.61	17.62	17.36
		12	13	19.00	17.57	17.67	17.49
		25	0	19.00	17.48	17.51	17.31
	64QAM	1	0	19.00	17.67	17.63	17.64
		1	13	19.00	17.73	17.47	17.62
		1	24	19.00	17.72	17.57	17.63
		12	0	19.00	17.55	17.62	17.41
		12	6	19.00	17.60	17.58	17.42
		12	13	19.00	17.62	17.63	17.40
		25	0	19.00	17.57	17.51	17.29
Bandwidth	Modulation	RB size	RB offset	Tune-up	Channel	Channel	Channel
10MHz	QPSK	1	0	19.00	17.59	17.56	17.47
		1	25	19.00	17.57	17.54	17.46
		1	49	19.00	17.56	17.55	17.46
		25	0	19.00	17.56	17.54	17.39
		25	13	19.00	17.57	17.50	17.37
		25	25	19.00	17.57	17.50	17.38
		50	0	19.00	17.55	17.57	17.41
	16QAM	1	0	19.00	17.74	17.65	17.49
		1	25	19.00	17.61	17.60	17.39
		1	49	19.00	17.77	17.52	17.54
		25	0	19.00	17.52	17.44	17.31
		25	13	19.00	17.50	17.42	17.36
		25	25	19.00	17.49	17.44	17.29
		50	0	19.00	17.49	17.50	17.32
	64QAM	1	0	19.00	17.67	17.73	17.75
		1	25	19.00	17.79	17.77	17.66
		1	49	19.00	17.80	17.61	17.44
		25	0	19.00	17.53	17.57	17.38
		25	13	19.00	17.60	17.60	17.38
		25	25	19.00	17.58	17.62	17.36
		50	0	19.00	17.56	17.54	17.35

Bandwidth	Modulation	RB size	RB offset	Tune-up	Channel	Channel	Channel
				Max.	20825CH	21100CH	21375CH
15MHz	QPSK	1	0	19.00	17.57	17.53	17.49
		1	38	19.00	17.55	17.50	17.47
		1	74	19.00	17.54	17.52	17.47
		36	0	19.00	17.68	17.73	17.41
		36	18	19.00	17.67	17.73	17.44
		36	39	19.00	17.66	17.71	17.43
		75	0	19.00	17.64	17.61	17.53
	16QAM	1	0	19.00	17.59	17.60	17.61
		1	38	19.00	17.72	17.68	17.54
		1	74	19.00	17.74	17.56	17.66
		36	0	19.00	17.60	17.66	17.36
		36	18	19.00	17.62	17.50	17.33
		36	39	19.00	17.60	17.49	17.34
		75	0	19.00	17.56	17.54	17.42
	64QAM	1	0	19.00	17.72	17.65	17.47
		1	38	19.00	17.83	17.66	17.50
		1	74	19.00	17.80	17.76	17.55
		36	0	19.00	17.68	17.68	17.41
		36	18	19.00	17.67	17.62	17.41
		36	39	19.00	17.66	17.68	17.44
		75	0	19.00	17.55	17.58	17.42
Bandwidth	Modulation	RB size	RB offset	Tune-up	Channel	Channel	Channel
20MHz	QPSK	1	0	19.00	<b>17.77</b>	17.64	<b>17.53</b>
		1	50	19.00	17.76	17.68	17.53
		1	99	19.00	17.75	<b>17.69</b>	17.47
		50	0	19.00	<b>17.68</b>	17.55	17.49
		50	25	19.00	17.67	17.56	17.49
		50	50	19.00	17.67	17.60	17.51
		100	0	19.00	17.57	<b>17.67</b>	17.39
	16QAM	1	0	19.00	18.08	17.85	17.63
		1	50	19.00	18.14	17.80	17.67
		1	99	19.00	17.82	17.70	17.66
		50	0	19.00	17.63	17.47	17.41
		50	25	19.00	17.63	17.54	17.43
		50	50	19.00	17.57	17.50	17.42
		100	0	19.00	17.50	17.56	17.32
	64QAM	1	0	19.00	18.05	17.75	17.74
		1	50	19.00	17.93	17.74	17.63
		1	99	19.00	17.85	17.80	17.68
		50	0	19.00	17.57	17.60	17.39
		50	25	19.00	17.55	17.59	17.47
		50	50	19.00	17.63	17.63	17.39
		100	0	19.00	17.52	17.55	17.40
Bandwidth	Modulation	RB size	RB offset	Tune-up	Channel	Channel	Channel
				Max.	20850CH	21100CH	21350CH

Table 66: Conducted power measurement results of LTE Band 7 (Full Power)

Bandwidth	Modulation	RB size	RB offset	Tune-up	Channel	Channel	Channel
				Max.	20775CH	21100CH	21425CH
5MHz	QPSK	1	0	13.00	11.70	11.55	11.55
		1	13	13.00	11.69	11.56	11.51
		1	24	13.00	11.72	11.55	11.50
		12	0	13.00	11.75	11.66	11.54
		12	6	13.00	11.73	11.54	11.55
		12	13	13.00	11.78	11.51	11.54
		25	0	13.00	11.61	11.51	11.49
	16QAM	1	0	13.00	11.86	11.71	11.73
		1	13	13.00	11.98	11.74	11.70
		1	24	13.00	11.96	11.73	11.51
		12	0	13.00	11.75	11.57	11.47
		12	6	13.00	11.75	11.47	11.48
		12	13	13.00	11.73	11.43	11.52
		25	0	13.00	11.58	11.43	11.41
	64QAM	1	0	13.00	11.81	11.67	11.74
		1	13	13.00	11.64	11.79	11.65
		1	24	13.00	11.74	11.70	11.72
		12	0	13.00	11.77	11.52	11.48
		12	6	13.00	11.76	11.65	11.51
		12	13	13.00	11.72	11.72	11.41
		25	0	13.00	11.59	11.59	11.35
Bandwidth	Modulation	RB size	RB offset	Tune-up	Channel	Channel	Channel
10MHz	QPSK	1	0	13.00	11.69	11.67	11.58
		1	25	13.00	11.69	11.68	11.55
		1	49	13.00	11.69	11.67	11.51
		25	0	13.00	11.70	11.59	11.49
		25	13	13.00	11.73	11.58	11.46
		25	25	13.00	11.71	11.61	11.50
		50	0	13.00	11.64	11.50	11.49
	16QAM	1	0	13.00	11.83	11.83	11.59
		1	25	13.00	11.89	11.86	11.78
		1	49	13.00	11.70	11.79	11.62
		25	0	13.00	11.67	11.48	11.41
		25	13	13.00	11.63	11.49	11.42
		25	25	13.00	11.63	11.54	11.43
		50	0	13.00	11.59	11.42	11.48
	64QAM	1	0	13.00	11.90	11.87	11.53
		1	25	13.00	11.91	11.69	11.59
		1	49	13.00	11.96	11.92	11.49
		25	0	13.00	11.67	11.54	11.49
		25	13	13.00	11.67	11.51	11.45
		25	25	13.00	11.64	11.55	11.43
		50	0	13.00	11.66	11.42	11.36
Bandwidth	Modulation	RB size	RB offset	Tune-up	Channel	Channel	Channel
				Max.	20800CH	21100CH	21400CH

Bandwidth	Modulation	RB size	RB offset	Tune-up	Channel	Channel	Channel
				Max.	20825CH	21100CH	21375CH
15MHz	QPSK	1	0	13.00	11.67	11.57	11.42
		1	38	13.00	11.62	11.61	11.44
		1	74	13.00	11.68	11.59	11.41
		36	0	13.00	11.70	11.73	11.56
		36	18	13.00	11.74	11.68	11.54
		36	39	13.00	11.74	11.60	11.55
		75	0	13.00	11.69	11.63	11.48
	16QAM	1	0	13.00	11.68	11.60	11.58
		1	38	13.00	11.62	11.81	11.48
		1	74	13.00	11.80	11.59	11.42
		36	0	13.00	11.67	11.63	11.52
		36	18	13.00	11.69	11.51	11.51
		36	39	13.00	11.67	11.53	11.51
		75	0	13.00	11.62	11.54	11.40
	64QAM	1	0	13.00	11.93	11.76	11.46
		1	38	13.00	11.74	11.65	11.53
		1	74	13.00	11.72	11.82	11.34
		36	0	13.00	11.71	11.71	11.55
		36	18	13.00	11.70	11.70	11.56
		36	39	13.00	11.69	11.65	11.54
		75	0	13.00	11.64	11.62	11.32
Bandwidth	Modulation	RB size	RB offset	Tune-up	Channel	Channel	Channel
20MHz	QPSK	1	0	13.00	11.79	11.76	11.62
		1	50	13.00	11.80	11.76	11.63
		1	99	13.00	<b>11.82</b>	11.75	11.64
		50	0	13.00	<b>11.75</b>	11.61	11.62
		50	25	13.00	11.73	11.63	11.44
		50	50	13.00	11.74	11.63	11.45
		100	0	13.00	11.65	11.66	11.55
	16QAM	1	0	13.00	12.02	11.92	11.82
		1	50	13.00	12.01	11.78	11.85
		1	99	13.00	11.74	11.83	11.76
		50	0	13.00	11.64	11.54	11.51
		50	25	13.00	11.67	11.53	11.52
		50	50	13.00	11.63	11.54	11.53
		100	0	13.00	11.61	11.60	11.47
	64QAM	1	0	13.00	11.78	11.64	11.85
		1	50	13.00	11.73	11.74	11.67
		1	99	13.00	11.97	11.64	11.75
		50	0	13.00	11.63	11.56	11.56
		50	25	13.00	11.61	11.55	11.57
		50	50	13.00	11.63	11.54	11.54
		100	0	13.00	11.64	11.59	11.50

Table 67: Conducted power measurement results of LTE Band 7 (Receiver ON)

### 7.1.18 Conducted power measurements of LTE Band 7 (Main Antenna)

Bandwidth	Modulation	RB size	RB offset	Tune-up	Channel	Channel	Channel
				Max.	20775CH	21100CH	21425CH
5MHz	QPSK	1	0	24.50	23.49	23.52	23.39
		1	13	24.50	23.52	23.55	23.39
		1	24	24.50	23.50	23.56	23.35
		12	0	23.50	22.63	22.60	22.41
		12	6	23.50	22.59	22.61	22.40
		12	13	23.50	22.62	22.62	22.40
		25	0	23.50	22.42	22.50	22.37
	16QAM	1	0	23.50	22.56	22.59	22.33
		1	13	23.50	22.49	22.53	22.49
		1	24	23.50	22.58	22.63	22.41
		12	0	22.50	21.42	21.39	21.29
		12	6	22.50	21.42	21.33	21.30
		12	13	22.50	21.46	21.40	21.30
		25	0	22.50	21.32	21.35	21.13
	64QAM	1	0	22.50	21.42	21.43	21.38
		1	13	22.50	21.62	21.30	21.36
		1	24	22.50	21.47	21.40	21.32
		12	0	21.50	20.49	20.39	20.33
		12	6	21.50	20.45	20.40	20.32
		12	13	21.50	20.53	20.41	20.27
		25	0	21.50	20.33	20.32	20.20
Bandwidth	Modulation	RB size	RB offset	Tune-up	Channel	Channel	Channel
				Max.	20800CH	21100CH	21400CH
10MHz	QPSK	1	0	24.50	23.52	23.65	23.43
		1	25	24.50	23.50	23.60	23.42
		1	49	24.50	23.53	23.59	23.40
		25	0	23.50	22.61	22.55	22.50
		25	13	23.50	22.59	22.58	22.44
		25	25	23.50	22.58	22.59	22.44
		50	0	23.50	22.54	22.44	22.37
	16QAM	1	0	23.50	22.63	22.55	22.41
		1	25	23.50	22.54	22.53	22.36
		1	49	23.50	22.47	22.45	22.42
		25	0	22.50	21.37	21.26	21.19
		25	13	22.50	21.42	21.29	21.25
		25	25	22.50	21.41	21.34	21.23
		50	0	22.50	21.37	21.29	21.16
	64QAM	1	0	22.50	21.38	21.48	21.30
		1	25	22.50	21.38	21.41	21.19
		1	49	22.50	21.51	21.55	21.26
		25	0	21.50	20.50	20.34	20.23
		25	13	21.50	20.44	20.35	20.19
		25	25	21.50	20.43	20.31	20.24
		50	0	21.50	20.40	20.29	20.17

Bandwidth	Modulation	RB size	RB offset	Tune-up	Channel	Channel	Channel
				Max.	20825CH	21100CH	21375CH
15MHz	QPSK	1	0	24.50	23.52	23.63	23.45
		1	38	24.50	23.58	23.64	23.46
		1	74	24.50	23.55	23.63	23.48
		36	0	23.50	22.66	22.61	22.39
		36	18	23.50	22.66	22.62	22.38
		36	39	23.50	22.69	22.62	22.39
		75	0	23.50	22.54	22.45	22.36
	16QAM	1	0	23.50	22.43	22.47	22.43
		1	38	23.50	22.48	22.64	22.34
		1	74	23.50	22.58	22.52	22.42
		36	0	22.50	21.47	21.37	21.24
		36	18	22.50	21.52	21.34	21.26
		36	39	22.50	21.49	21.36	21.26
		75	0	22.50	21.46	21.28	21.16
	64QAM	1	0	22.50	21.49	21.73	21.52
		1	38	22.50	21.65	21.52	21.16
		1	74	22.50	21.39	21.51	21.47
		36	0	21.50	20.45	20.39	20.27
		36	18	21.50	20.42	20.34	20.20
		36	39	21.50	20.45	20.39	20.29
		75	0	21.50	20.45	20.30	20.12
Bandwidth	Modulation	RB size	RB offset	Tune-up	Channel	Channel	Channel
20MHz	QPSK	1	0	24.50	23.58	23.54	23.48
		1	50	24.50	<b>23.58</b>	23.56	23.41
		1	99	24.50	23.57	23.51	23.42
		50	0	23.50	<b>22.67</b>	22.58	22.54
		50	25	23.50	22.66	22.62	22.52
		50	50	23.50	22.67	22.61	22.54
		100	0	23.50	22.64	22.57	22.49
	16QAM	1	0	23.50	22.54	22.46	22.43
		1	50	23.50	22.49	22.64	22.45
		1	99	23.50	22.48	22.52	22.53
		50	0	22.50	21.39	21.39	21.32
		50	25	22.50	21.42	21.36	21.36
		50	50	22.50	21.41	21.36	21.31
		100	0	22.50	21.47	21.32	21.27
	64QAM	1	0	22.50	21.46	21.50	21.29
		1	50	22.50	21.43	21.46	21.23
		1	99	22.50	21.52	21.46	21.34
		50	0	21.50	20.48	20.33	20.32
		50	25	21.50	20.50	20.35	20.30
		50	50	21.50	20.47	20.34	20.33
		100	0	21.50	20.41	20.33	20.25

Table 68: Conducted power measurement results of LTE Band 7 (Full power)

Bandwidth	Modulation	RB size	RB offset	Tune-up	Channel	Channel	Channel	
				Max.	20775CH	21100CH	21425CH	
5MHz	QPSK	1	0	21.00	20.07	20.00	20.03	
		1	13	21.00	20.10	20.03	20.01	
		1	24	21.00	20.13	20.03	19.98	
		12	0	21.00	20.12	20.01	19.97	
		12	6	21.00	20.11	20.01	19.97	
		12	13	21.00	20.14	20.01	19.96	
		25	0	21.00	19.90	19.93	19.82	
	16QAM	1	0	21.00	20.09	19.97	19.88	
		1	13	21.00	20.10	20.00	20.03	
		1	24	21.00	20.06	20.15	19.84	
		12	0	21.00	20.01	19.87	19.89	
		12	6	21.00	19.99	19.95	19.85	
		12	13	21.00	19.98	19.88	19.82	
		25	0	21.00	19.82	19.82	19.68	
	64QAM	1	0	21.00	20.03	19.82	19.96	
		1	13	21.00	20.12	20.04	19.97	
		1	24	21.00	20.17	19.95	19.94	
		12	0	21.00	19.97	19.90	19.81	
		12	6	21.00	19.95	19.94	19.81	
		12	13	21.00	19.92	19.96	19.84	
		25	0	21.00	19.81	19.83	19.69	
	Bandwidth	Modulation	RB size	RB offset	Tune-up	Channel	Channel	Channel
					Max.	20800CH	21100CH	21400CH
	10MHz	QPSK	1	0	21.00	20.12	20.06	19.96
1			25	21.00	20.10	20.08	19.97	
1			49	21.00	20.07	20.04	19.99	
25			0	21.00	20.09	20.03	19.96	
25			13	21.00	20.07	20.06	19.97	
25			25	21.00	20.14	20.02	19.98	
50			0	21.00	20.02	19.89	19.83	
16QAM		1	0	21.00	20.05	19.96	19.70	
		1	25	21.00	19.90	19.82	20.01	
		1	49	21.00	19.96	19.93	19.74	
		25	0	21.00	19.89	19.77	19.73	
		25	13	21.00	19.87	19.79	19.71	
		25	25	21.00	19.93	19.77	19.75	
		50	0	21.00	19.88	19.79	19.65	
64QAM		1	0	21.00	20.06	19.79	19.74	
		1	25	21.00	20.17	19.96	19.92	
		1	49	21.00	20.01	19.95	19.77	
		25	0	21.00	19.94	19.80	19.79	
		25	13	21.00	19.91	19.82	19.74	
		25	25	21.00	19.95	19.80	19.76	
		50	0	21.00	19.92	19.77	19.61	



Bandwidth	Modulation	RB size	RB offset	Tune-up	Channel	Channel	Channel
				Max.	20825CH	21100CH	21375CH
15MHz	QPSK	1	0	21.00	20.16	19.94	19.91
		1	38	21.00	20.15	19.97	19.91
		1	74	21.00	20.16	19.94	19.87
		36	0	21.00	20.20	19.99	19.89
		36	18	21.00	20.19	20.01	19.95
		36	39	21.00	20.18	20.00	19.93
		75	0	21.00	20.10	19.93	19.88
	16QAM	1	0	21.00	20.23	19.99	19.84
		1	38	21.00	20.11	19.94	19.73
		1	74	21.00	20.04	19.85	19.73
		36	0	21.00	19.95	19.90	19.70
		36	18	21.00	19.98	19.90	19.72
		36	39	21.00	19.92	19.91	19.69
		75	0	21.00	19.91	19.76	19.69
	64QAM	1	0	21.00	20.05	19.92	19.96
		1	38	21.00	20.15	19.98	19.89
		1	74	21.00	20.08	20.06	19.64
		36	0	21.00	19.94	19.87	19.71
		36	18	21.00	19.97	19.87	19.72
		36	39	21.00	19.93	19.89	19.71
		75	0	21.00	19.96	19.77	19.66
Bandwidth	Modulation	RB size	RB offset	Tune-up	Channel	Channel	Channel
20MHz	QPSK	1	0	21.00	20.11	20.01	19.90
		1	50	21.00	20.06	20.02	19.96
		1	99	21.00	20.10	20.00	19.94
		50	0	21.00	20.16	20.09	20.02
		50	25	21.00	20.20	20.10	20.05
		50	50	21.00	20.18	20.11	20.08
		100	0	21.00	20.13	20.06	19.98
	16QAM	1	0	21.00	20.10	20.08	19.90
		1	50	21.00	20.05	20.01	19.86
		1	99	21.00	20.10	19.96	19.93
		50	0	21.00	19.90	19.84	19.82
		50	25	21.00	19.96	19.85	19.83
		50	50	21.00	19.96	19.84	19.84
		100	0	21.00	19.96	19.81	19.79
	64QAM	1	0	21.00	20.10	19.97	19.87
		1	50	21.00	20.13	19.96	19.95
		1	99	21.00	20.09	19.88	19.84
		50	0	21.00	19.95	19.86	19.82
		50	25	21.00	19.91	19.89	19.82
		50	50	21.00	19.92	19.90	19.82
		100	0	21.00	19.95	19.88	19.77
Bandwidth	Modulation	RB size	RB offset	Tune-up	Channel	Channel	Channel
20MHz	QPSK	1	0	21.00	20.11	20.01	19.90
		1	50	21.00	20.06	20.02	19.96
		1	99	21.00	20.10	20.00	19.94
		50	0	21.00	20.16	20.09	20.02
		50	25	21.00	20.20	20.10	20.05
		50	50	21.00	20.18	20.11	20.08
		100	0	21.00	20.13	20.06	19.98
	16QAM	1	0	21.00	20.10	20.08	19.90
		1	50	21.00	20.05	20.01	19.86
		1	99	21.00	20.10	19.96	19.93
		50	0	21.00	19.90	19.84	19.82
		50	25	21.00	19.96	19.85	19.83
		50	50	21.00	19.96	19.84	19.84
		100	0	21.00	19.96	19.81	19.79
	64QAM	1	0	21.00	20.10	19.97	19.87
		1	50	21.00	20.13	19.96	19.95
		1	99	21.00	20.09	19.88	19.84
		50	0	21.00	19.95	19.86	19.82
		50	25	21.00	19.91	19.89	19.82
		50	50	21.00	19.92	19.90	19.82
		100	0	21.00	19.95	19.88	19.77

Table 69: Conducted power measurement results of LTE Band 7 ( Reduced Power Level D2)

Bandwidth	Modulation	RB size	RB offset	Tune-up	Channel	Channel	Channel
				Max.	20775CH	21100CH	21425CH
5MHz	QPSK	1	0	22.50	21.58	21.54	21.49
		1	13	22.50	21.57	21.55	21.47
		1	24	22.50	21.62	21.57	21.50
		12	0	22.50	21.61	21.54	21.48
		12	6	22.50	21.60	21.54	21.47
		12	13	22.50	21.64	21.53	21.47
		25	0	22.50	21.52	21.49	21.37
	16QAM	1	0	22.50	21.48	21.68	21.40
		1	13	22.50	21.60	21.48	21.51
		1	24	22.50	21.56	21.37	21.41
		12	0	22.50	21.50	21.35	21.33
		12	6	22.50	21.54	21.40	21.31
		12	13	22.50	21.46	21.38	21.32
		25	0	22.50	21.37	21.29	21.18
	64QAM	1	0	22.50	21.50	21.48	21.38
		1	13	22.50	21.56	21.48	21.37
		1	24	22.50	21.53	21.57	21.36
		12	0	21.50	20.47	20.41	20.32
		12	6	21.50	20.44	20.41	20.31
		12	13	21.50	20.47	20.34	20.31
		25	0	21.50	20.34	20.36	20.20
Bandwidth	Modulation	RB size	RB offset	Tune-up	Channel	Channel	Channel
				Max.	20800CH	21100CH	21400CH
10MHz	QPSK	1	0	22.50	21.63	21.57	21.48
		1	25	22.50	21.62	21.57	21.44
		1	49	22.50	21.61	21.62	21.48
		25	0	22.50	21.65	21.60	21.47
		25	13	22.50	21.64	21.59	21.46
		25	25	22.50	21.64	21.59	21.50
		50	0	22.50	21.56	21.42	21.35
	16QAM	1	0	22.50	21.64	21.54	21.31
		1	25	22.50	21.58	21.41	21.35
		1	49	22.50	21.58	21.47	21.39
		25	0	22.50	21.44	21.31	21.21
		25	13	22.50	21.42	21.30	21.19
		25	25	22.50	21.39	21.32	21.23
		50	0	22.50	21.36	21.24	21.14
	64QAM	1	0	22.50	21.48	21.44	21.46
		1	25	22.50	21.60	21.55	21.36
		1	49	22.50	21.56	21.46	21.28
		25	0	21.50	20.46	20.31	20.23
		25	13	21.50	20.41	20.33	20.25
		25	25	21.50	20.45	20.34	20.23
		50	0	21.50	20.38	20.27	20.16

Bandwidth	Modulation	RB size	RB offset	Tune-up	Channel	Channel	Channel
				Max.	20825CH	21100CH	21375CH
15MHz	QPSK	1	0	22.50	21.59	21.51	21.43
		1	38	22.50	21.63	21.55	21.40
		1	74	22.50	21.60	21.55	21.36
		36	0	22.50	21.69	21.60	21.41
		36	18	22.50	21.69	21.60	21.41
		36	39	22.50	21.74	21.60	21.40
		75	0	22.50	21.63	21.45	21.34
	16QAM	1	0	22.50	21.61	21.75	21.44
		1	38	22.50	21.50	21.59	21.42
		1	74	22.50	21.53	21.64	21.28
		36	0	22.50	21.48	21.37	21.24
		36	18	22.50	21.53	21.36	21.21
		36	39	22.50	21.49	21.37	21.26
		75	0	22.50	21.45	21.30	21.15
	64QAM	1	0	22.50	21.46	21.66	21.37
		1	38	22.50	21.42	21.51	21.39
		1	74	22.50	21.49	21.69	21.43
		36	0	21.50	20.42	20.43	20.21
		36	18	21.50	20.45	20.39	20.22
		36	39	21.50	20.47	20.45	20.22
		75	0	21.50	20.45	20.27	20.15
Bandwidth	Modulation	RB size	RB offset	Tune-up	Channel	Channel	Channel
20MHz	QPSK	1	0	22.50	21.58	21.46	21.44
		1	50	22.50	21.57	21.52	21.43
		1	99	22.50	21.56	21.53	21.46
		50	0	22.50	21.68	21.62	21.56
		50	25	22.50	21.65	21.61	21.55
		50	50	22.50	21.66	21.62	21.56
		100	0	22.50	21.65	21.56	21.50
	16QAM	1	0	22.50	21.73	21.52	21.35
		1	50	22.50	21.69	21.58	21.41
		1	99	22.50	21.50	21.50	21.43
		50	0	22.50	21.48	21.41	21.31
		50	25	22.50	21.44	21.42	21.34
		50	50	22.50	21.42	21.37	21.34
		100	0	22.50	21.46	21.37	21.33
	64QAM	1	0	22.50	21.52	21.56	21.16
		1	50	22.50	21.47	21.39	21.32
		1	99	22.50	21.40	21.31	21.32
		50	0	21.50	20.41	20.36	20.33
		50	25	21.50	20.46	20.39	20.32
		50	50	21.50	20.45	20.35	20.32
		100	0	21.50	20.42	20.35	20.26
Bandwidth	Modulation	RB size	RB offset	Tune-up	Channel	Channel	Channel
				Max.	20850CH	21100CH	21350CH

Table 70: Conducted power measurement results of LTE Band 7 (Reduced Power Level D1)

Bandwidth	Modulation	RB size	RB offset	Tune-up	Channel	Channel	Channel
				Max.	20775CH	21100CH	21425CH
5MHz	QPSK	1	0	22.00	21.06	21.07	20.95
		1	13	22.00	21.03	21.05	20.91
		1	24	22.00	21.03	21.09	20.89
		12	0	22.00	21.13	21.11	20.97
		12	6	22.00	21.11	21.09	20.90
		12	13	22.00	21.09	21.10	20.94
		25	0	22.00	20.99	21.00	20.92
	16QAM	1	0	22.00	21.07	21.04	20.95
		1	13	22.00	21.12	21.00	21.02
		1	24	22.00	21.15	21.03	21.09
		12	0	22.00	20.99	20.93	20.65
		12	6	22.00	20.99	20.91	20.73
		12	13	22.00	21.02	20.89	20.75
		25	0	22.00	20.85	20.86	20.66
	64QAM	1	0	22.00	21.05	20.97	20.91
		1	13	22.00	20.95	21.04	20.92
		1	24	22.00	20.87	20.84	20.95
		12	0	21.50	20.46	20.39	20.23
		12	6	21.50	20.51	20.44	20.18
		12	13	21.50	20.51	20.37	20.24
		25	0	21.50	20.39	20.35	20.16
Bandwidth	Modulation	RB size	RB offset	Tune-up	Channel	Channel	Channel
10MHz	QPSK	1	0	22.00	21.04	21.13	20.90
		1	25	22.00	21.05	21.17	20.94
		1	49	22.00	21.07	21.18	20.89
		25	0	22.00	21.07	21.07	20.91
		25	13	22.00	21.06	21.08	20.92
		25	25	22.00	21.13	21.09	20.91
		50	0	22.00	20.99	20.97	20.91
	16QAM	1	0	22.00	20.91	20.88	20.78
		1	25	22.00	21.00	21.00	20.78
		1	49	22.00	20.94	21.01	20.92
		25	0	22.00	20.93	20.78	20.72
		25	13	22.00	20.92	20.82	20.76
		25	25	22.00	20.92	20.84	20.75
		50	0	22.00	20.92	20.81	20.71
	64QAM	1	0	22.00	21.10	20.92	20.90
		1	25	22.00	21.17	21.11	20.85
		1	49	22.00	21.17	20.90	20.93
		25	0	21.50	20.47	20.35	20.24
		25	13	21.50	20.48	20.40	20.23
		25	25	21.50	20.45	20.38	20.23
		50	0	21.50	20.40	20.30	20.20

Bandwidth	Modulation	RB size	RB offset	Tune-up	Channel	Channel	Channel
				Max.	20825CH	21100CH	21375CH
15MHz	QPSK	1	0	22.00	21.05	21.06	20.92
		1	38	22.00	21.07	21.07	20.89
		1	74	22.00	21.05	21.06	20.94
		36	0	22.00	21.15	21.11	20.96
		36	18	22.00	21.15	21.12	20.95
		36	39	22.00	21.13	21.06	20.97
		75	0	22.00	21.11	20.97	20.89
	16QAM	1	0	22.00	21.04	21.05	20.77
		1	38	22.00	20.94	20.99	20.97
		1	74	22.00	21.01	20.94	21.02
		36	0	22.00	21.02	20.87	20.71
		36	18	22.00	21.03	20.93	20.71
		36	39	22.00	21.02	20.90	20.71
		75	0	22.00	20.93	20.84	20.66
	64QAM	1	0	22.00	20.92	21.01	20.88
		1	38	22.00	21.04	20.86	20.82
		1	74	22.00	20.99	21.00	20.98
		36	0	21.50	20.48	20.46	20.17
		36	18	21.50	20.48	20.44	20.18
		36	39	21.50	20.49	20.42	20.17
		75	0	21.50	20.42	20.31	20.14
Bandwidth	Modulation	RB size	RB offset	Tune-up	Channel	Channel	Channel
20MHz	QPSK	1	0	22.00	21.07	21.02	20.95
		1	50	22.00	<b>21.02</b>	21.04	20.96
		1	99	22.00	21.05	21.01	20.94
		50	0	22.00	<b>21.11</b>	21.11	21.06
		50	25	22.00	21.20	21.13	21.09
		50	50	22.00	21.16	21.11	21.05
		100	0	22.00	21.14	21.08	21.01
	16QAM	1	0	22.00	21.10	21.14	20.93
		1	50	22.00	21.26	21.05	20.81
		1	99	22.00	21.27	21.16	20.81
		50	0	22.00	20.97	20.89	20.80
		50	25	22.00	20.95	20.89	20.86
		50	50	22.00	20.92	20.89	20.84
		100	0	22.00	20.94	20.91	20.76
	64QAM	1	0	22.00	21.03	20.85	20.88
		1	50	22.00	21.12	21.09	20.60
		1	99	22.00	21.04	20.84	20.80
		50	0	21.50	20.45	20.40	20.37
		50	25	21.50	20.48	20.34	20.35
		50	50	21.50	20.45	20.35	20.32
		100	0	21.50	20.44	20.36	20.28
Bandwidth	Modulation	RB size	RB offset	Tune-up	Channel	Channel	Channel
				Max.	20850CH	21100CH	21350CH

Table 71: Conducted power measurement results of LTE Band 7 (Reduced Power Level D4)

Bandwidth	Modulation	RB size	RB offset	Tune-up	Channel	Channel	Channel
				Max.	20775CH	21100CH	21425CH
5MHz	QPSK	1	0	18.50	17.41	17.49	17.43
		1	13	18.50	17.42	17.46	17.44
		1	24	18.50	17.40	17.48	17.43
		12	0	18.50	17.44	17.39	17.39
		12	6	18.50	17.45	17.43	17.39
		12	13	18.50	17.46	17.35	17.39
		25	0	18.50	17.48	17.34	17.24
	16QAM	1	0	18.50	17.54	17.45	17.46
		1	13	18.50	17.55	17.33	17.57
		1	24	18.50	17.48	17.53	17.57
		12	0	18.50	17.40	17.42	17.33
		12	6	18.50	17.40	17.34	17.35
		12	13	18.50	17.39	17.42	17.32
		25	0	18.50	17.30	17.25	17.16
	64QAM	1	0	18.50	17.50	17.61	17.60
		1	13	18.50	17.58	17.43	17.44
		1	24	18.50	17.51	17.65	17.59
		12	0	18.50	17.39	17.42	17.36
		12	6	18.50	17.36	17.38	17.37
		12	13	18.50	17.45	17.44	17.38
		25	0	18.50	17.37	17.34	17.24
Bandwidth	Modulation	RB size	RB offset	Tune-up	Channel	Channel	Channel
10MHz	QPSK	1	0	18.50	17.43	17.52	17.39
		1	25	18.50	17.43	17.47	17.38
		1	49	18.50	17.41	17.55	17.39
		25	0	18.50	17.39	17.44	17.36
		25	13	18.50	17.38	17.44	17.35
		25	25	18.50	17.45	17.44	17.35
		50	0	18.50	17.43	17.35	17.39
	16QAM	1	0	18.50	17.51	17.48	17.33
		1	25	18.50	17.36	17.47	17.36
		1	49	18.50	17.42	17.53	17.29
		25	0	18.50	17.28	17.32	17.30
		25	13	18.50	17.33	17.38	17.27
		25	25	18.50	17.36	17.38	17.25
		50	0	18.50	17.33	17.33	17.33
	64QAM	1	0	18.50	17.38	17.57	17.63
		1	25	18.50	17.56	17.64	17.64
		1	49	18.50	17.43	17.70	17.64
		25	0	18.50	17.37	17.41	17.28
		25	13	18.50	17.34	17.43	17.32
		25	25	18.50	17.44	17.41	17.32
		50	0	18.50	17.34	17.34	17.24
Bandwidth	Modulation	RB size	RB offset	Tune-up	Channel	Channel	Channel
10MHz	QPSK	1	0	18.50	20800CH	21100CH	21400CH
		1	25	18.50	20800CH	21100CH	21400CH
		1	49	18.50	20800CH	21100CH	21400CH
		25	0	18.50	20800CH	21100CH	21400CH
		25	13	18.50	20800CH	21100CH	21400CH
		25	25	18.50	20800CH	21100CH	21400CH
		50	0	18.50	20800CH	21100CH	21400CH
	16QAM	1	0	18.50	20800CH	21100CH	21400CH
		1	25	18.50	20800CH	21100CH	21400CH
		1	49	18.50	20800CH	21100CH	21400CH
		25	0	18.50	20800CH	21100CH	21400CH
		25	13	18.50	20800CH	21100CH	21400CH
		25	25	18.50	20800CH	21100CH	21400CH
		50	0	18.50	20800CH	21100CH	21400CH
	64QAM	1	0	18.50	20800CH	21100CH	21400CH
		1	25	18.50	20800CH	21100CH	21400CH
		1	49	18.50	20800CH	21100CH	21400CH
		25	0	18.50	20800CH	21100CH	21400CH
		25	13	18.50	20800CH	21100CH	21400CH
		25	25	18.50	20800CH	21100CH	21400CH
		50	0	18.50	20800CH	21100CH	21400CH

Bandwidth	Modulation	RB size	RB offset	Tune-up	Channel	Channel	Channel
				Max.	20825CH	21100CH	21375CH
15MHz	QPSK	1	0	18.50	17.38	17.38	17.46
		1	38	18.50	17.35	17.43	17.39
		1	74	18.50	17.36	17.38	17.45
		36	0	18.50	17.47	17.40	17.32
		36	18	18.50	17.45	17.38	17.33
		36	39	18.50	17.45	17.43	17.32
		75	0	18.50	17.42	17.41	17.27
	16QAM	1	0	18.50	17.59	17.60	17.40
		1	38	18.50	17.43	17.61	17.72
		1	74	18.50	17.48	17.55	17.52
		36	0	18.50	17.39	17.38	17.23
		36	18	18.50	17.36	17.34	17.23
		36	39	18.50	17.38	17.36	17.25
		75	0	18.50	17.31	17.30	17.18
	64QAM	1	0	18.50	17.44	17.47	17.52
		1	38	18.50	17.47	17.38	17.51
		1	74	18.50	17.53	17.45	17.46
		36	0	18.50	17.45	17.33	17.26
		36	18	18.50	17.41	17.36	17.32
		36	39	18.50	17.42	17.36	17.26
		75	0	18.50	17.38	17.37	17.26
Bandwidth	Modulation	RB size	RB offset	Tune-up	Channel	Channel	Channel
20MHz	QPSK	1	0	18.50	17.60	17.56	17.52
		1	50	18.50	17.62	17.56	17.55
		1	99	18.50	17.60	17.56	17.43
		50	0	18.50	17.43	17.44	17.39
		50	25	18.50	17.44	17.43	17.39
		50	50	18.50	17.43	17.42	17.38
		100	0	18.50	17.40	17.39	17.30
	16QAM	1	0	18.50	17.85	17.60	17.46
		1	50	18.50	17.85	17.74	17.66
		1	99	18.50	17.94	17.66	17.61
		50	0	18.50	17.32	17.35	17.30
		50	25	18.50	17.37	17.34	17.29
		50	50	18.50	17.34	17.35	17.30
		100	0	18.50	17.31	17.32	17.23
	64QAM	1	0	18.50	17.76	17.60	17.64
		1	50	18.50	17.76	17.81	17.74
		1	99	18.50	17.62	17.60	17.51
		50	0	18.50	17.41	17.39	17.33
		50	25	18.50	17.37	17.42	17.32
		50	50	18.50	17.40	17.38	17.32
		100	0	18.50	17.40	17.32	17.24
Bandwidth	Modulation	RB size	RB offset	Tune-up	Channel	Channel	Channel
				Max.	20850CH	21100CH	21350CH

Table 72: Conducted power measurement results of LTE Band 7 (Reduced Power Level D6)

Bandwidth	Modulation	RB size	RB offset	Tune-up	Channel	Channel	Channel
				Max.	20775CH	21100CH	21425CH
5MHz	QPSK	1	0	20.00	18.94	18.99	18.87
		1	13	20.00	18.96	19.00	18.87
		1	24	20.00	18.93	19.02	18.90
		12	0	20.00	19.05	19.01	18.91
		12	6	20.00	19.03	19.01	18.91
		12	13	20.00	19.02	19.01	18.89
		25	0	20.00	18.92	18.91	18.81
	16QAM	1	0	20.00	19.19	19.13	19.10
		1	13	20.00	19.26	19.10	18.97
		1	24	20.00	19.21	19.09	18.94
		12	0	20.00	19.02	18.91	18.83
		12	6	20.00	18.98	18.90	18.85
		12	13	20.00	18.97	18.88	18.86
		25	0	20.00	18.92	18.93	18.78
	64QAM	1	0	20.00	19.25	19.01	19.11
		1	13	20.00	19.06	19.02	18.85
		1	24	20.00	19.10	18.94	19.20
		12	0	20.00	19.04	19.01	18.93
		12	6	20.00	19.02	19.04	18.93
		12	13	20.00	18.99	19.02	18.90
		25	0	20.00	18.84	18.88	18.85
Bandwidth	Modulation	RB size	RB offset	Tune-up	Channel	Channel	Channel
10MHz	QPSK	1	0	20.00	19.07	19.04	18.87
		1	25	20.00	19.05	19.06	18.91
		1	49	20.00	19.07	19.07	18.93
		25	0	20.00	19.00	18.96	18.86
		25	13	20.00	19.01	18.96	18.87
		25	25	20.00	19.02	19.00	18.85
		50	0	20.00	18.96	18.95	18.90
	16QAM	1	0	20.00	19.01	18.99	19.06
		1	25	20.00	19.08	19.11	18.94
		1	49	20.00	19.10	19.01	19.02
		25	0	20.00	18.92	18.94	18.80
		25	13	20.00	18.91	18.97	18.82
		25	25	20.00	19.01	18.94	18.80
		50	0	20.00	18.94	18.85	18.79
	64QAM	1	0	20.00	19.02	19.10	19.05
		1	25	20.00	19.35	19.23	19.09
		1	49	20.00	19.12	19.29	19.21
		25	0	20.00	18.96	18.94	18.83
		25	13	20.00	18.95	19.00	18.85
		25	25	20.00	18.98	19.01	18.87
		50	0	20.00	18.98	18.89	18.85
Bandwidth	Modulation	RB size	RB offset	Tune-up	Channel	Channel	Channel
				Max.	20800CH	21100CH	21400CH



Bandwidth	Modulation	RB size	RB offset	Tune-up	Channel	Channel	Channel	
				Max.	20825CH	21100CH	21375CH	
15MHz	QPSK	1	0	20.00	19.01	18.95	18.88	
		1	38	20.00	19.05	18.91	18.82	
		1	74	20.00	19.04	18.94	18.86	
		36	0	20.00	19.06	19.04	18.97	
		36	18	20.00	19.05	19.04	18.96	
		36	39	20.00	19.04	19.04	18.98	
		75	0	20.00	19.01	18.95	18.80	
	16QAM	1	0	20.00	19.24	18.97	18.88	
		1	38	20.00	19.14	19.04	19.12	
		1	74	20.00	19.00	18.96	19.01	
		36	0	20.00	18.99	18.95	18.87	
		36	18	20.00	18.99	18.95	18.89	
		36	39	20.00	18.96	18.93	18.87	
		75	0	20.00	18.94	18.84	18.68	
	64QAM	1	0	20.00	19.02	19.15	19.08	
		1	38	20.00	19.11	19.00	18.96	
		1	74	20.00	19.08	19.17	19.00	
		36	0	20.00	19.02	18.98	18.90	
		36	18	20.00	18.99	18.95	18.90	
		36	39	20.00	19.02	19.01	18.92	
		75	0	20.00	18.87	18.86	18.70	
	Bandwidth	Modulation	RB size	RB offset	Tune-up	Channel	Channel	Channel
					Max.	20850CH	21100CH	21350CH
	20MHz	QPSK	1	0	20.00	19.05	19.05	19.04
1			50	20.00	19.07	19.09	19.01	
1			99	20.00	19.09	19.07	18.90	
50			0	20.00	19.01	18.98	18.94	
50			25	20.00	19.00	19.00	18.95	
50			50	20.00	19.02	18.99	18.95	
100			0	20.00	18.91	18.93	18.84	
16QAM		1	0	20.00	19.36	19.09	19.04	
		1	50	20.00	19.24	19.16	19.31	
		1	99	20.00	19.24	19.31	19.25	
		50	0	20.00	18.95	18.91	18.90	
		50	25	20.00	18.96	18.90	18.92	
		50	50	20.00	18.95	18.89	18.87	
		100	0	20.00	18.90	18.83	18.76	
64QAM		1	0	20.00	19.22	19.08	19.08	
		1	50	20.00	19.33	19.08	19.13	
		1	99	20.00	19.34	19.13	19.14	
		50	0	20.00	18.90	18.93	18.92	
		50	25	20.00	18.89	18.91	18.93	
		50	50	20.00	18.89	18.92	18.91	
		100	0	20.00	18.93	18.86	18.77	

Table 73: Conducted power measurement results of LTE Band 7 (Reduced Power Level D5)

### 7.1.19 Conducted power measurements of LTE Band 12 (Second Antenna)

Bandwidth	Modulation	RB size	RB offset	Tune-up	Channel	Channel	Channel		
				Max.	23017CH	23095CH	23173CH		
1.4MHz	QPSK	1	0	24.50	23.03	23.49	23.46		
		1	3	24.50	23.07	23.45	23.40		
		1	5	24.50	23.06	23.41	23.39		
		3	0	23.50	23.21	23.45	23.37		
		3	2	23.50	23.16	23.39	23.40		
		3	3	23.50	23.18	23.28	23.37		
	16QAM	1	0	23.50	21.94	22.45	22.47		
		1	3	23.50	21.90	22.33	22.57		
		1	5	23.50	21.91	22.47	22.46		
		3	0	22.50	21.97	22.26	22.33		
		3	2	22.50	21.98	22.30	22.38		
		3	3	22.50	22.08	22.25	22.32		
	64QAM	6	0	22.50	21.01	21.18	21.34		
		1	0	22.50	21.05	21.45	21.53		
		1	3	22.50	20.89	21.60	21.49		
		1	5	22.50	20.86	21.60	21.52		
		3	0	22.50	20.95	21.28	21.45		
		3	2	22.50	20.90	21.39	21.41		
	3MHz	QPSK	3	3	22.50	20.94	21.37	21.40	
			6	0	21.50	20.01	20.41	20.29	
			QPSK	1	0	24.50	23.10	23.49	23.40
				1	7	24.50	23.13	23.40	23.40
				1	14	24.50	23.17	23.47	23.41
				8	0	23.50	22.16	22.40	22.39
8		4		23.50	22.16	22.38	22.35		
8		7		23.50	22.23	22.36	22.35		
16QAM		15	0	23.50	22.30	22.41	22.35		
		1	0	23.50	21.88	22.55	22.42		
		1	7	23.50	22.20	22.71	22.45		
		1	14	23.50	22.05	22.48	22.46		
		8	0	22.50	21.09	21.35	21.33		
		8	4	22.50	21.13	21.36	21.28		
64QAM		8	7	22.50	21.13	21.35	21.35		
		15	0	22.50	21.37	21.32	21.36		
		1	0	22.50	20.84	21.51	21.55		
		1	7	22.50	20.99	21.53	21.59		
		1	14	22.50	20.89	21.47	21.58		
		8	0	21.50	20.18	20.47	20.44		
64QAM		8	4	21.50	20.09	20.39	20.36		
		8	7	21.50	20.13	20.41	20.37		
		15	0	21.50	20.27	20.36	20.37		

Bandwidth	Modulation	RB size	RB offset	Tune-up	Channel	Channel	Channel
				Max.	23035CH	23095CH	23155CH
5MHz	QPSK	1	0	24.50	23.14	23.60	23.35
		1	13	24.50	23.22	23.58	23.35
		1	24	24.50	23.32	23.58	23.33
		12	0	23.50	22.43	22.48	22.34
		12	6	23.50	22.46	22.47	22.32
		12	13	23.50	22.46	22.48	22.32
		25	0	23.50	22.39	22.37	22.32
	16QAM	1	0	23.50	22.13	22.53	22.48
		1	13	23.50	22.03	22.63	22.43
		1	24	23.50	22.14	22.41	22.32
		12	0	22.50	21.39	21.45	21.34
		12	6	22.50	21.34	21.45	21.44
		12	13	22.50	21.35	21.47	21.35
		25	0	22.50	21.34	21.33	21.26
	64QAM	1	0	22.50	20.88	21.59	21.41
		1	13	22.50	20.93	21.73	21.64
		1	24	22.50	21.10	21.54	21.56
		12	0	21.50	20.35	20.41	20.33
		12	6	21.50	20.36	20.48	20.40
		12	13	21.50	20.33	20.47	20.45
		25	0	21.50	20.32	20.36	20.28
Bandwidth	Modulation	RB size	RB offset	Tune-up	Channel	Channel	Channel
				Max.	23060CH	23095CH	23130CH
10MHz	QPSK	1	0	24.50	23.38	<b>23.64</b>	23.50
		1	25	24.50	23.43	23.62	23.47
		1	49	24.50	23.33	23.60	23.48
		25	0	23.50	22.46	22.51	22.42
		25	13	23.50	22.48	<b>22.52</b>	22.39
		25	25	23.50	22.47	22.52	22.39
		50	0	23.50	22.43	22.42	22.34
	16QAM	1	0	23.50	22.37	22.64	22.53
		1	25	23.50	22.20	22.69	22.52
		1	49	23.50	22.32	22.67	22.57
		25	0	22.50	21.38	21.49	21.39
		25	13	22.50	21.42	21.48	21.40
		25	25	22.50	21.42	21.51	21.33
		50	0	22.50	21.37	21.35	21.33
	64QAM	1	0	22.50	21.34	21.82	21.61
		1	25	22.50	21.26	21.78	21.58
		1	49	22.50	21.33	21.80	21.72
		25	0	21.50	20.41	20.47	20.37
		25	13	21.50	20.41	20.46	20.36
		25	25	21.50	20.41	20.45	20.37
		50	0	21.50	20.42	20.37	20.33

Table 74: Conducted power measurement results of LTE Band 12 (Full Power)

Bandwidth	Modulation	RB size	RB offset	Tune-up	Channel	Channel	Channel
				Max.	23017CH	23095CH	23173CH
1.4MHz	QPSK	1	0	20.50	19.04	19.44	19.55
		1	3	20.50	19.08	19.46	19.54
		1	5	20.50	19.04	19.44	19.58
		3	0	20.50	19.04	19.39	19.54
		3	2	20.50	19.02	19.39	19.45
		3	3	20.50	19.02	19.48	19.50
		6	0	20.50	19.10	19.34	19.43
	16QAM	1	0	20.50	19.04	19.59	19.52
		1	3	20.50	19.02	19.54	19.49
		1	5	20.50	19.05	19.56	19.45
		3	0	20.50	19.04	19.22	19.45
		3	2	20.50	19.13	19.35	19.52
		3	3	20.50	19.12	19.46	19.42
		6	0	20.50	18.97	19.23	19.37
	64QAM	1	0	20.50	18.90	19.55	19.62
		1	3	20.50	19.02	19.53	19.56
		1	5	20.50	18.89	19.61	19.53
		3	0	20.50	18.90	19.40	19.56
		3	2	20.50	18.96	19.32	19.54
		3	3	20.50	18.92	19.39	19.48
		6	0	20.50	19.17	19.31	19.42
Bandwidth	Modulation	RB size	RB offset	Tune-up	Channel	Channel	Channel
				Max.	23025CH	23095CH	23165CH
3MHz	QPSK	1	0	20.50	19.03	19.45	19.39
		1	7	20.50	19.03	19.44	19.40
		1	14	20.50	19.05	19.46	19.45
		8	0	20.50	19.21	19.40	19.39
		8	4	20.50	19.20	19.40	19.41
		8	7	20.50	19.19	19.42	19.38
		15	0	20.50	19.44	19.40	19.38
	16QAM	1	0	20.50	19.08	19.55	19.53
		1	7	20.50	19.05	19.48	19.54
		1	14	20.50	19.12	19.56	19.55
		8	0	20.50	19.09	19.44	19.39
		8	4	20.50	19.13	19.40	19.37
		8	7	20.50	19.00	19.33	19.30
		15	0	20.50	19.17	19.34	19.38
	64QAM	1	0	20.50	19.08	19.41	19.44
		1	7	20.50	19.06	19.60	19.44
		1	14	20.50	18.79	19.61	19.45
		8	0	20.50	19.18	19.42	19.38
		8	4	20.50	19.14	19.36	19.37
		8	7	20.50	19.04	19.38	19.37
		15	0	20.50	19.27	19.37	19.40

Bandwidth	Modulation	RB size	RB offset	Tune-up	Channel	Channel	Channel	
				Max.	23035CH	23095CH	23155CH	
5MHz	QPSK	1	0	20.50	19.17	19.60	19.46	
		1	13	20.50	19.14	19.59	19.41	
		1	24	20.50	19.13	19.58	19.49	
		12	0	20.50	19.40	19.46	19.41	
		12	6	20.50	19.40	19.46	19.39	
		12	13	20.50	19.39	19.44	19.41	
	16QAM	25	0	20.50	19.42	19.43	19.40	
		1	0	20.50	19.34	19.76	19.59	
		1	13	20.50	19.31	19.78	19.58	
		1	24	20.50	19.31	19.76	19.67	
		12	0	20.50	19.32	19.45	19.35	
		12	6	20.50	19.32	19.45	19.37	
	64QAM	12	13	20.50	19.32	19.45	19.35	
		25	0	20.50	19.31	19.34	19.31	
		1	0	20.50	18.95	19.65	19.55	
		1	13	20.50	18.93	19.64	19.60	
		1	24	20.50	18.95	19.62	19.57	
		12	0	20.50	19.33	19.44	19.36	
	10MHz	QPSK	12	6	20.50	19.34	19.46	19.36
			12	13	20.50	19.33	19.44	19.35
			25	0	20.50	19.32	19.38	19.31
1			0	20.50	19.43	<b>19.68</b>	19.55	
1			25	20.50	19.29	19.66	19.55	
1			49	20.50	19.32	19.62	19.54	
25			0	20.50	19.45	<b>19.61</b>	19.45	
25		13	20.50	19.48	19.61	19.43		
16QAM	25	25	20.50	19.48	19.59	19.45		
	50	0	20.50	19.45	19.48	19.43		
	1	0	20.50	19.45	19.65	19.79		
	1	25	20.50	19.27	19.74	19.51		
	1	49	20.50	19.28	19.67	19.56		
	25	0	20.50	19.39	19.51	19.36		
	25	13	20.50	19.37	19.51	19.40		
	25	25	20.50	19.40	19.53	19.34		
	50	0	20.50	19.41	19.33	19.32		
	64QAM	1	0	20.50	19.31	19.68	19.62	
		1	25	20.50	19.20	19.71	19.68	
		1	49	20.50	19.23	19.69	19.60	
		25	0	20.50	19.43	19.52	19.36	
25		13	20.50	19.40	19.55	19.37		
25		25	20.50	19.44	19.51	19.38		
50		0	20.50	19.39	19.39	19.34		

Table 75: Conducted power measurement results of LTE Band 12 (Receiver ON)

### 7.1.20 Conducted power measurements of LTE Band 12 (Main Antenna)

Bandwidth	Modulation	RB size	RB offset	Tune-up	Channel	Channel	Channel
				Max.	23017CH	23095CH	23173CH
1.4MHz	QPSK	1	0	25.00	23.70	23.79	23.80
		1	3	25.00	23.73	23.82	23.80
		1	5	25.00	23.84	23.85	23.79
		3	0	25.00	23.70	23.77	23.78
		3	2	25.00	23.64	23.80	23.75
		3	3	25.00	23.68	23.77	23.78
		6	0	24.00	22.65	22.73	22.84
	16QAM	1	0	24.00	22.75	22.91	22.80
		1	3	24.00	22.72	22.74	22.95
		1	5	24.00	22.79	22.97	22.87
		3	0	24.00	22.77	22.76	22.82
		3	2	24.00	22.68	22.74	22.81
		3	3	24.00	22.76	22.80	22.85
		6	0	23.00	21.62	21.68	21.71
	64QAM	1	0	23.00	22.03	22.05	22.06
		1	3	23.00	21.85	21.84	22.18
		1	5	23.00	21.95	22.05	22.00
		3	0	23.00	21.75	21.92	21.75
		3	2	23.00	21.73	21.76	21.71
		3	3	23.00	21.82	21.83	21.83
		6	0	22.00	20.68	20.76	20.65
Bandwidth	Modulation	RB size	RB offset	Tune-up	Channel	Channel	Channel
3MHz	QPSK	1	0	25.00	23.76	23.90	23.83
		1	7	25.00	23.74	23.80	23.83
		1	14	25.00	23.75	23.91	23.86
		8	0	24.00	22.76	22.83	22.83
		8	4	24.00	22.75	22.81	22.81
		8	7	24.00	22.72	22.86	22.86
		15	0	24.00	22.75	22.73	22.72
	16QAM	1	0	24.00	22.83	23.00	22.90
		1	7	24.00	22.87	22.95	22.91
		1	14	24.00	22.91	22.89	22.83
		8	0	23.00	21.79	21.83	21.76
		8	4	23.00	21.71	21.71	21.75
		8	7	23.00	21.77	21.71	21.75
		15	0	23.00	21.75	21.69	21.67
	64QAM	1	0	23.00	21.94	21.96	21.99
		1	7	23.00	21.82	22.01	21.87
		1	14	23.00	21.94	21.95	22.01
		8	0	22.00	20.78	20.74	20.75
		8	4	22.00	20.75	20.75	20.77
		8	7	22.00	20.78	20.76	20.77
		15	0	22.00	20.73	20.72	20.75
Bandwidth	Modulation	RB size	RB offset	Tune-up	Channel	Channel	Channel
				Max.	23025CH	23095CH	23165CH

Bandwidth	Modulation	RB size	RB offset	Tune-up	Channel	Channel	Channel
				Max.	23035CH	23095CH	23155CH
5MHz	QPSK	1	0	25.00	23.76	23.82	23.81
		1	13	25.00	23.77	23.85	23.80
		1	24	25.00	23.78	23.87	23.80
		12	0	24.00	22.83	22.90	22.84
		12	6	24.00	22.84	22.85	22.84
		12	13	24.00	22.83	22.84	22.85
		25	0	24.00	22.78	22.80	22.80
	16QAM	1	0	24.00	23.12	23.17	23.15
		1	13	24.00	23.12	23.12	23.07
		1	24	24.00	23.07	23.00	23.05
		12	0	23.00	21.80	21.85	21.81
		12	6	23.00	21.81	21.83	21.84
		12	13	23.00	21.78	21.82	21.84
		25	0	23.00	21.71	21.70	21.73
	64QAM	1	0	23.00	21.90	21.99	21.86
		1	13	23.00	21.91	21.94	21.80
		1	24	23.00	21.86	22.02	21.88
		12	0	22.00	20.78	20.92	20.78
		12	6	22.00	20.79	20.82	20.78
		12	13	22.00	20.80	20.83	20.80
		25	0	22.00	20.77	20.77	20.74
Bandwidth	Modulation	RB size	RB offset	Tune-up	Channel	Channel	Channel
				Max.	23060CH	23095CH	23130CH
10MHz	QPSK	1	0	25.00	23.89	23.85	23.89
		1	25	25.00	23.89	23.86	<b>23.91</b>
		1	49	25.00	23.85	23.85	23.89
		25	0	24.00	22.86	22.91	<b>22.92</b>
		25	13	24.00	22.81	22.87	22.82
		25	25	24.00	22.85	22.87	22.82
		50	0	24.00	22.78	22.78	22.80
	16QAM	1	0	24.00	22.87	22.88	22.82
		1	25	24.00	22.79	22.87	22.88
		1	49	24.00	22.92	22.87	22.85
		25	0	23.00	21.79	21.78	21.76
		25	13	23.00	21.78	21.78	21.77
		25	25	23.00	21.77	21.76	21.77
		50	0	23.00	21.75	21.77	21.72
	64QAM	1	0	23.00	22.04	22.09	21.86
		1	25	23.00	21.92	21.96	21.84
		1	49	23.00	21.95	21.97	22.04
		25	0	22.00	20.83	20.83	20.83
		25	13	22.00	20.80	20.84	20.83
		25	25	22.00	20.78	20.84	20.85
		50	0	22.00	20.79	20.79	20.73

Table 76: Conducted power measurement results of LTE Band 12

### 7.1.21 Conducted power measurements of LTE Band 17 (Second Antenna)

Bandwidth	Modulation	RB size	RB offset	Tune-up	Channel	Channel	Channel
				Max.	23755CH	23790CH	23825CH
5MHz	QPSK	1	0	24.50	23.57	23.49	23.40
		1	13	24.50	23.59	23.57	23.38
		1	24	24.50	23.60	23.57	23.41
		12	0	23.50	22.59	22.46	22.46
		12	6	23.50	22.62	22.46	22.40
		12	13	23.50	22.62	22.45	22.40
		25	0	23.50	22.46	22.32	22.37
	16QAM	1	0	23.50	22.69	22.55	22.44
		1	13	23.50	22.63	22.67	22.49
		1	24	23.50	22.67	22.56	22.43
		12	0	22.50	21.45	21.37	21.19
		12	6	22.50	21.43	21.38	21.19
		12	13	22.50	21.43	21.38	21.19
		25	0	22.50	21.37	21.08	21.28
	64QAM	1	0	22.50	21.54	21.51	21.35
		1	13	22.50	21.59	21.58	21.40
		1	24	22.50	21.71	21.52	21.32
		12	0	21.50	20.55	20.45	20.37
		12	6	21.50	20.58	20.50	20.47
		12	13	21.50	20.58	20.41	20.38
		25	0	21.50	20.41	20.32	20.35
Bandwidth	Modulation	RB size	RB offset	Tune-up	Channel	Channel	Channel
				Max.	23780CH	23790CH	23800CH
10MHz	QPSK	1	0	24.50	23.75	23.64	23.60
		1	25	24.50	23.75	23.65	23.60
		1	49	24.50	23.69	23.68	23.65
		25	0	23.50	22.44	22.49	22.45
		25	13	23.50	22.45	22.52	22.48
		25	25	23.50	22.45	22.49	22.44
		50	0	23.50	22.39	22.43	22.41
	16QAM	1	0	23.50	22.69	22.61	22.66
		1	25	23.50	22.70	22.57	22.69
		1	49	23.50	22.67	22.51	22.65
		25	0	22.50	21.39	21.38	21.31
		25	13	22.50	21.39	21.37	21.31
		25	25	22.50	21.37	21.37	21.31
		50	0	22.50	21.23	21.25	21.20
	64QAM	1	0	22.50	21.71	21.64	21.54
		1	25	22.50	21.66	21.58	21.46
		1	49	22.50	21.63	21.57	21.53
		25	0	21.50	20.43	20.46	20.37
		25	13	21.50	20.45	20.44	20.37
		25	25	21.50	20.43	20.44	20.45
		50	0	21.50	20.36	20.38	20.35

Table 77: Conducted power measurement results of LTE Band 17 (Full Power)



Bandwidth	Modulation	RB size	RB offset	Tune-up	Channel	Channel	Channel
				Max.	23755CH	23790CH	23825CH
5MHz	QPSK	1	0	20.50	19.64	19.46	19.43
		1	13	20.50	19.63	19.46	19.37
		1	24	20.50	19.50	19.46	19.36
		12	0	20.50	19.56	19.50	19.39
		12	6	20.50	19.57	19.47	19.45
		12	13	20.50	19.56	19.42	19.49
		25	0	20.50	19.51	19.33	19.35
	16QAM	1	0	20.50	19.74	19.63	19.62
		1	13	20.50	19.62	19.72	19.58
		1	24	20.50	19.74	19.60	19.71
		12	0	20.50	19.55	19.41	19.27
		12	6	20.50	19.53	19.36	19.36
		12	13	20.50	19.50	19.44	19.27
		25	0	20.50	19.44	19.33	19.35
	64QAM	1	0	20.50	19.66	19.59	19.46
		1	13	20.50	19.76	19.56	19.46
		1	24	20.50	19.73	19.55	19.54
		12	0	20.50	19.58	19.41	19.34
		12	6	20.50	19.55	19.43	19.49
		12	13	20.50	19.59	19.51	19.37
		25	0	20.50	19.38	19.19	19.37
Bandwidth	Modulation	RB size	RB offset	Tune-up	Channel	Channel	Channel
				Max.	23780CH	23790CH	23800CH
10MHz	QPSK	1	0	20.50	19.64	19.59	19.57
		1	25	20.50	19.60	19.56	19.59
		1	49	20.50	19.64	19.58	19.63
		25	0	20.50	19.43	19.47	19.44
		25	13	20.50	19.45	19.49	19.43
		25	25	20.50	19.43	19.47	19.43
		50	0	20.50	19.38	19.43	19.42
	16QAM	1	0	20.50	19.59	19.61	19.65
		1	25	20.50	19.54	19.69	19.61
		1	49	20.50	19.59	19.56	19.55
		25	0	20.50	19.51	19.48	19.35
		25	13	20.50	19.49	19.44	19.39
		25	25	20.50	19.47	19.44	19.36
		50	0	20.50	19.38	19.32	19.33
	64QAM	1	0	20.50	19.81	19.80	19.79
		1	25	20.50	19.79	19.75	19.79
		1	49	20.50	19.91	19.79	19.75
		25	0	20.50	19.41	19.42	19.39
		25	13	20.50	19.44	19.42	19.44
		25	25	20.50	19.43	19.38	19.41
		50	0	20.50	19.36	19.42	19.43

Table 78: Conducted power measurement results of LTE Band 17 (Receiver ON)

### 7.1.22 Conducted power measurements of LTE Band 17 (Main Antenna)

Bandwidth	Modulation	RB size	RB offset	Tune-up	Channel	Channel	Channel	
				Max.	23755CH	23790CH	23825CH	
5MHz	QPSK	1	0	25.00	23.94	23.80	23.81	
		1	13	25.00	23.85	23.78	23.82	
		1	24	25.00	23.82	23.80	23.88	
		12	0	24.00	22.80	22.83	22.80	
		12	6	24.00	22.79	22.81	22.85	
		12	13	24.00	22.78	22.84	22.80	
		25	0	24.00	22.71	22.88	22.82	
	16QAM	1	0	24.00	22.94	22.97	22.98	
		1	13	24.00	22.96	23.00	23.01	
		1	24	24.00	22.98	23.00	23.02	
		12	0	23.00	21.80	21.87	21.75	
		12	6	23.00	21.85	21.89	21.72	
		12	13	23.00	21.80	21.89	21.78	
		25	0	23.00	21.71	21.73	21.71	
	64QAM	1	0	23.00	22.01	22.02	21.98	
		1	13	23.00	22.08	22.01	22.16	
		1	24	23.00	21.88	21.94	22.05	
		12	0	22.00	20.89	20.80	20.78	
		12	6	22.00	20.80	20.83	20.79	
		12	13	22.00	20.80	20.81	20.78	
		25	0	22.00	20.76	20.76	20.72	
	Bandwidth	Modulation	RB size	RB offset	Tune-up	Channel	Channel	Channel
					Max.	23780CH	23790CH	23800CH
	10MHz	QPSK	1	0	25.00	23.96	23.90	23.81
1			25	25.00	23.83	23.96	23.85	
1			49	25.00	23.99	23.84	23.85	
25			0	24.00	22.90	22.91	22.84	
25			13	24.00	22.90	22.82	22.93	
25			25	24.00	22.78	22.92	22.79	
50			0	24.00	22.78	22.86	22.80	
16QAM		1	0	24.00	22.95	22.97	22.96	
		1	25	24.00	22.89	22.89	22.79	
		1	49	24.00	22.89	22.92	22.86	
		25	0	23.00	21.73	21.77	21.65	
		25	13	23.00	21.75	21.68	21.78	
		25	25	23.00	21.69	21.67	21.70	
		50	0	23.00	21.73	21.70	21.73	
64QAM		1	0	23.00	21.98	21.95	21.82	
		1	25	23.00	21.87	21.85	21.83	
		1	49	23.00	21.73	21.84	21.97	
		25	0	22.00	20.69	20.77	20.82	
		25	13	22.00	20.77	20.76	20.75	
		25	25	22.00	20.79	20.72	20.81	
		50	0	22.00	20.67	20.70	20.74	

Table 79: Conducted power measurement results of LTE Band 17

### 7.1.23 Conducted power measurements of LTE Band 26 (Second Antenna)

Bandwidth	Modulation	RB size	RB offset	Tune-up	Channel	Channel	Channel
				Max.	26697CH	26865CH	27033CH
1.4MHz	QPSK	1	0	24.50	23.47	23.52	23.18
		1	3	24.50	23.53	23.48	23.16
		1	5	24.50	23.54	23.45	23.19
		3	0	23.50	23.41	23.37	23.17
		3	2	23.50	23.45	23.33	23.20
		3	3	23.50	23.42	23.35	23.14
		6	0	23.50	22.48	22.36	22.14
	16QAM	1	0	23.50	22.63	22.41	22.24
		1	3	23.50	22.57	22.40	22.15
		1	5	23.50	22.41	22.52	22.12
		3	0	22.50	22.45	22.43	22.11
		3	2	22.50	22.39	22.39	22.16
		3	3	22.50	22.45	22.41	22.18
		6	0	22.50	21.39	21.35	21.20
	64QAM	1	0	22.50	21.70	21.63	21.32
		1	3	22.50	21.67	21.63	21.38
		1	5	22.50	21.66	21.53	21.30
		3	0	22.50	21.54	21.46	21.05
		3	2	22.50	21.54	21.49	21.34
		3	3	22.50	21.48	21.54	21.23
		6	0	21.50	20.48	20.31	20.22
Bandwidth	Modulation	RB size	RB offset	Tune-up	Channel	Channel	Channel
3MHz	QPSK	1	0	24.50	23.48	23.44	23.23
		1	7	24.50	23.42	23.46	23.23
		1	14	24.50	23.53	23.53	23.22
		8	0	23.50	22.45	22.47	22.25
		8	4	23.50	22.43	22.46	22.21
		8	7	23.50	22.46	22.46	22.21
		15	0	23.50	22.42	22.41	22.28
	16QAM	1	0	23.50	22.63	22.59	22.32
		1	7	23.50	22.60	22.62	22.34
		1	14	23.50	22.67	22.53	22.36
		8	0	22.50	21.39	21.45	21.20
		8	4	22.50	21.39	21.42	21.19
		8	7	22.50	21.35	21.43	21.20
		15	0	22.50	21.39	21.34	21.16
	64QAM	1	0	22.50	21.74	21.55	21.35
		1	7	22.50	21.69	21.56	21.34
		1	14	22.50	21.80	21.63	21.45
		8	0	21.50	20.46	20.42	20.19
		8	4	21.50	20.39	20.44	20.24
		8	7	21.50	20.46	20.38	20.15

		15	0	21.50	20.34	20.35	20.19
--	--	----	---	-------	-------	-------	-------

Bandwidth	Modulation	RB size	RB offset	Tune-up	Channel	Channel	Channel
				Max.	26715CH	26865CH	27015CH
5MHz	QPSK	1	0	24.50	23.48	23.49	23.28
		1	13	24.50	23.48	23.48	23.30
		1	24	24.50	23.57	23.48	23.29
		12	0	23.50	22.52	22.63	22.35
		12	6	23.50	22.51	22.60	22.34
		12	13	23.50	22.51	22.61	22.35
		25	0	23.50	22.41	22.48	22.30
	16QAM	1	0	23.50	22.56	22.57	22.22
		1	13	23.50	22.77	22.56	22.41
		1	24	23.50	22.73	22.72	22.38
		12	0	22.50	21.45	21.59	21.31
		12	6	22.50	21.56	21.56	21.32
		12	13	22.50	21.47	21.55	21.33
		25	0	22.50	21.32	21.39	21.24
	64QAM	1	0	22.50	21.71	21.67	21.46
		1	13	22.50	21.60	21.61	21.37
		1	24	22.50	21.67	21.65	21.44
		12	0	21.50	20.52	20.54	20.28
		12	6	21.50	20.41	20.52	20.31
		12	13	21.50	20.43	20.56	20.26
		25	0	21.50	20.30	20.36	20.27
Bandwidth	Modulation	RB size	RB offset	Tune-up	Channel	Channel	Channel
				Max.	26750CH	26865CH	26990CH
10MHz	QPSK	1	0	24.50	23.36	23.43	22.98
		1	25	24.50	23.38	23.56	23.01
		1	49	24.50	23.43	23.54	23.06
		25	0	23.50	22.05	22.60	22.31
		25	13	23.50	22.13	22.60	22.31
		25	25	23.50	22.18	22.62	22.31
		50	0	23.50	22.19	22.44	22.27
	16QAM	1	0	23.50	22.51	22.57	21.97
		1	25	23.50	22.49	22.58	21.93
		1	49	23.50	22.53	22.57	22.05
		25	0	22.50	20.92	21.49	21.24
		25	13	22.50	20.94	21.47	21.27
		25	25	22.50	20.96	21.47	21.27
		50	0	22.50	21.17	21.36	21.22
	64QAM	1	0	22.50	21.58	21.71	21.20
		1	25	22.50	21.61	21.75	21.21
		1	49	22.50	21.52	21.71	21.24
		25	0	21.50	19.87	20.52	20.25
		25	13	21.50	19.92	20.56	20.28
		25	25	21.50	19.88	20.55	20.25
		50	0	21.50	20.14	20.35	20.25



Bandwidth	Modulation	RB size	RB offset	Tune-up	Channel	Channel	Channel
				Max.	26775CH	26865CH	26965CH
15MHz	QPSK	1	0	24.50	23.33	<b>23.55</b>	23.38
		1	38	24.50	23.39	23.51	23.36
		1	74	24.50	23.35	23.51	23.36
		36	0	23.50	22.39	<b>22.60</b>	22.24
		36	18	23.50	22.39	22.60	22.24
		36	39	23.50	22.39	22.60	22.23
		75	0	23.50	22.48	22.45	22.33
	16QAM	1	0	23.50	22.51	22.76	22.46
		1	38	23.50	22.45	22.77	22.63
		1	74	23.50	22.53	22.67	22.46
		36	0	22.50	21.30	21.57	21.24
		36	18	22.50	21.33	21.54	21.37
		36	39	22.50	21.33	21.55	21.27
		75	0	22.50	21.43	21.37	21.25
	64QAM	1	0	22.50	21.55	21.62	21.44
		1	38	22.50	21.72	21.63	21.45
		1	74	22.50	21.65	21.56	21.40
		36	0	21.50	20.27	20.55	20.08
		36	18	21.50	20.27	20.57	20.11
		36	39	21.50	20.23	20.56	20.11
		75	0	21.50	20.42	20.43	20.26

Table 80: Conducted power measurement results of LTE Band 26 (Full Power)

Bandwidth	Modulation	RB size	RB offset	Tune-up	Channel	Channel	Channel	
				Max.	26697CH	26865CH	27033CH	
1.4MHz	QPSK	1	0	20.00	19.00	19.02	18.77	
		1	3	20.00	19.02	19.02	18.78	
		1	5	20.00	19.04	18.97	18.76	
		3	0	20.00	18.95	18.97	18.66	
		3	2	20.00	18.92	18.94	18.70	
		3	3	20.00	19.00	18.97	18.72	
	16QAM	1	0	20.00	19.06	19.03	18.79	
		1	3	20.00	19.06	19.06	18.74	
		1	5	20.00	19.04	19.00	18.77	
		3	0	20.00	18.97	18.93	18.58	
		3	2	20.00	18.94	18.83	18.74	
		3	3	20.00	18.87	18.92	18.80	
	64QAM	6	0	20.00	18.86	18.86	18.67	
		1	0	20.00	19.00	19.04	18.83	
		1	3	20.00	19.00	19.16	18.90	
		1	5	20.00	18.95	19.11	18.78	
		3	0	20.00	19.02	18.92	18.70	
		3	2	20.00	19.15	18.92	18.76	
	3MHz	QPSK	3	3	20.00	18.96	18.89	18.73
			6	0	20.00	18.94	18.97	18.69
			1	0	20.00	19.06	19.02	18.91
1			7	20.00	19.04	19.02	18.91	
1			14	20.00	19.03	18.98	18.91	
8			0	20.00	18.97	18.99	18.79	
8			4	20.00	19.01	19.00	18.82	
16QAM		8	7	20.00	18.95	18.91	18.75	
		15	0	20.00	19.03	18.99	18.71	
		1	0	20.00	19.16	19.22	19.05	
		1	7	20.00	19.22	19.15	19.09	
		1	14	20.00	19.10	19.22	19.03	
		8	0	20.00	18.85	18.93	18.71	
		8	4	20.00	18.84	18.91	18.73	
64QAM		8	7	20.00	18.88	18.87	18.71	
		15	0	20.00	18.99	18.94	18.69	
		1	0	20.00	19.13	19.08	19.08	
		1	7	20.00	19.16	19.12	19.07	
		1	14	20.00	19.26	19.11	18.97	
		8	0	20.00	18.96	18.96	18.83	
		8	4	20.00	18.98	18.93	18.80	
64QAM	8	7	20.00	18.95	19.01	18.84		
	15	0	20.00	18.96	18.98	18.70		

Bandwidth	Modulation	RB size	RB offset	Tune-up	Channel	Channel	Channel
				Max.	26715CH	26865CH	27015CH
5MHz	QPSK	1	0	20.00	19.05	19.04	18.90
		1	13	20.00	19.06	19.05	18.91
		1	24	20.00	19.10	19.02	18.90
		12	0	20.00	19.03	19.09	18.94
		12	6	20.00	19.04	19.08	18.94
		12	13	20.00	19.05	19.05	18.95
		25	0	20.00	18.96	19.06	18.87
	16QAM	1	0	20.00	19.29	19.08	19.12
		1	13	20.00	19.26	19.27	19.10
		1	24	20.00	19.35	19.30	19.03
		12	0	20.00	19.05	19.05	18.97
		12	6	20.00	19.02	19.05	18.90
		12	13	20.00	19.04	19.06	18.92
		25	0	20.00	19.00	18.86	18.85
	64QAM	1	0	20.00	19.13	19.25	19.03
		1	13	20.00	19.12	19.19	19.01
		1	24	20.00	19.16	19.25	19.02
		12	0	20.00	19.00	19.05	18.94
		12	6	20.00	19.04	19.09	18.91
		12	13	20.00	19.02	19.04	18.95
		25	0	20.00	18.91	19.00	18.83
Bandwidth	Modulation	RB size	RB offset	Tune-up	Channel	Channel	Channel
10MHz	QPSK	1	0	20.00	19.02	19.10	18.57
		1	25	20.00	19.03	19.12	18.60
		1	49	20.00	19.02	19.13	18.66
		25	0	20.00	18.63	19.10	18.80
		25	13	20.00	18.63	19.10	18.80
		25	25	20.00	18.62	19.11	18.80
		50	0	20.00	18.86	19.05	18.88
	16QAM	1	0	20.00	19.08	19.17	18.77
		1	25	20.00	19.00	19.08	18.70
		1	49	20.00	19.13	19.06	18.74
		25	0	20.00	18.58	18.98	18.74
		25	13	20.00	18.61	18.99	18.73
		25	25	20.00	18.64	19.00	18.74
		50	0	20.00	18.93	18.85	18.83
	64QAM	1	0	20.00	19.27	19.22	18.75
		1	25	20.00	19.20	19.14	18.81
		1	49	20.00	19.21	19.21	18.81
		25	0	20.00	18.72	18.95	18.75
		25	13	20.00	18.66	19.01	18.77
		25	25	20.00	18.63	19.04	18.79
		50	0	20.00	18.87	18.99	18.88
Bandwidth	Modulation	RB size	RB offset	Tune-up	Channel	Channel	Channel
				Max.	26750CH	26865CH	26990CH



Bandwidth	Modulation	RB size	RB offset	Tune-up	Channel	Channel	Channel
				Max.	26775CH	26865CH	26965CH
15MHz	QPSK	1	0	20.00	19.02	18.99	18.93
		1	38	20.00	<b>19.09</b>	19.03	18.93
		1	74	20.00	19.03	19.02	18.93
		36	0	20.00	18.98	19.14	18.84
		36	18	20.00	18.93	19.15	18.90
		36	39	20.00	18.92	19.15	18.86
		75	0	20.00	19.01	19.03	18.80
	16QAM	1	0	20.00	19.25	19.16	19.03
		1	38	20.00	19.25	19.16	19.04
		1	74	20.00	19.21	19.08	19.07
		36	0	20.00	19.00	19.03	18.79
		36	18	20.00	18.92	19.10	18.80
		36	39	20.00	18.92	19.09	18.78
		75	0	20.00	18.92	18.95	18.77
	64QAM	1	0	20.00	19.08	19.18	18.96
		1	38	20.00	19.07	19.34	18.94
		1	74	20.00	19.15	19.21	19.09
		36	0	20.00	18.95	19.10	18.75
		36	18	20.00	18.92	19.14	18.74
		36	39	20.00	18.92	19.13	18.75
		75	0	20.00	18.94	18.94	18.80

Table 81: Conducted power measurement results of LTE Band 26 (Receiver ON)

### 7.1.24 Conducted power measurements of LTE Band 26 (Main Antenna)

Bandwidth	Modulation	RB size	RB offset	Tune-up	Channel	Channel	Channel	
				Max.	26697CH	26865CH	27033CH	
1.4MHz	QPSK	1	0	25.00	23.84	23.84	23.64	
		1	3	25.00	23.90	23.84	23.63	
		1	5	25.00	23.88	23.83	23.62	
		3	0	25.00	23.83	23.69	23.54	
		3	2	25.00	23.82	23.72	23.57	
		3	3	25.00	23.93	23.71	23.55	
		6	0	24.00	22.79	22.78	22.53	
	16QAM	1	0	24.00	22.90	22.79	22.53	
		1	3	24.00	22.68	22.84	22.62	
		1	5	24.00	22.72	22.90	22.73	
		3	0	24.00	22.71	22.72	22.62	
		3	2	24.00	22.73	22.65	22.48	
		3	3	24.00	22.74	22.72	22.69	
		6	0	23.00	21.66	21.63	21.58	
	64QAM	1	0	23.00	21.81	21.76	21.74	
		1	3	23.00	21.82	21.75	21.82	
		1	5	23.00	21.92	22.03	21.64	
		3	0	23.00	21.85	21.79	21.59	
		3	2	23.00	21.82	21.82	21.68	
		3	3	23.00	21.79	21.74	21.57	
		6	0	22.00	20.68	20.65	20.54	
	Bandwidth	Modulation	RB size	RB offset	Tune-up	Channel	Channel	Channel
					Max.	26705CH	26865CH	27025CH
	3MHz	QPSK	1	0	25.00	23.79	23.79	23.69
1			7	25.00	23.64	23.79	23.71	
1			14	25.00	23.61	23.92	23.69	
8			0	24.00	22.72	22.78	22.64	
8			4	24.00	22.74	22.79	22.63	
8			7	24.00	22.74	22.76	22.67	
15			0	24.00	22.85	22.83	22.67	
16QAM		1	0	24.00	23.04	22.84	22.80	
		1	7	24.00	22.90	22.85	22.90	
		1	14	24.00	23.12	22.93	22.88	
		8	0	23.00	21.86	21.77	21.59	
		8	4	23.00	21.89	21.84	21.62	
		8	7	23.00	21.87	21.84	21.61	
		15	0	23.00	21.78	21.76	21.64	
64QAM		1	0	23.00	22.07	21.93	21.81	
		1	7	23.00	22.23	21.99	21.63	
		1	14	23.00	21.97	21.90	21.91	
		8	0	22.00	20.96	20.79	20.63	
		8	4	22.00	20.87	20.81	20.62	
		8	7	22.00	20.87	20.81	20.61	
		15	0	22.00	20.89	20.81	20.66	



Bandwidth	Modulation	RB size	RB offset	Tune-up	Channel	Channel	Channel
				Max.	26715CH	26865CH	27015CH
5MHz	QPSK	1	0	25.00	24.02	23.83	23.79
		1	13	25.00	23.91	23.83	23.72
		1	24	25.00	24.05	23.83	23.79
		12	0	24.00	22.96	22.91	22.78
		12	6	24.00	22.94	22.92	22.73
		12	13	24.00	22.96	22.92	22.76
		25	0	24.00	22.90	22.83	22.67
	16QAM	1	0	24.00	23.12	22.94	22.92
		1	13	24.00	23.05	22.84	22.94
		1	24	24.00	23.19	22.95	22.95
		12	0	23.00	21.97	21.96	21.71
		12	6	23.00	21.93	21.97	21.65
		12	13	23.00	21.94	21.95	21.75
		25	0	23.00	21.82	21.73	21.63
	64QAM	1	0	23.00	22.01	21.92	21.78
		1	13	23.00	22.01	21.89	21.83
		1	24	23.00	22.06	21.95	21.79
		12	0	22.00	20.88	20.84	20.74
		12	6	22.00	20.88	20.82	20.72
		12	13	22.00	20.94	20.83	20.74
		25	0	22.00	20.84	20.85	20.70
Bandwidth	Modulation	RB size	RB offset	Tune-up	Channel	Channel	Channel
10MHz	QPSK	1	0	25.00	23.98	23.89	23.70
		1	25	25.00	23.95	23.91	23.79
		1	49	25.00	23.98	23.91	23.78
		25	0	24.00	22.94	22.83	22.77
		25	13	24.00	22.98	22.85	22.75
		25	25	24.00	22.95	22.89	22.76
		50	0	24.00	22.84	22.81	22.73
	16QAM	1	0	24.00	22.94	22.86	22.80
		1	25	24.00	22.96	22.82	22.68
		1	49	24.00	22.95	22.85	22.92
		25	0	23.00	21.89	21.81	21.67
		25	13	23.00	21.87	21.77	21.66
		25	25	23.00	21.84	21.80	21.70
		50	0	23.00	21.79	21.81	21.63
	64QAM	1	0	23.00	22.05	21.99	21.85
		1	25	23.00	22.00	21.99	21.84
		1	49	23.00	22.06	21.91	21.96
		25	0	22.00	20.89	20.82	20.71
		25	13	22.00	20.92	20.82	20.71
		25	25	22.00	20.89	20.83	20.69
		50	0	22.00	20.91	20.77	20.67
Bandwidth	Modulation	RB size	RB offset	Tune-up	Channel	Channel	Channel
10MHz	QPSK	1	0	25.00	26750CH	26865CH	26990CH
		1	25	25.00	26750CH	26865CH	26990CH
		1	49	25.00	26750CH	26865CH	26990CH
		25	0	24.00	26750CH	26865CH	26990CH
		25	13	24.00	26750CH	26865CH	26990CH
		25	25	24.00	26750CH	26865CH	26990CH
		50	0	24.00	26750CH	26865CH	26990CH
	16QAM	1	0	24.00	26750CH	26865CH	26990CH
		1	25	24.00	26750CH	26865CH	26990CH
		1	49	24.00	26750CH	26865CH	26990CH
		25	0	23.00	26750CH	26865CH	26990CH
		25	13	23.00	26750CH	26865CH	26990CH
		25	25	23.00	26750CH	26865CH	26990CH
		50	0	23.00	26750CH	26865CH	26990CH
	64QAM	1	0	23.00	26750CH	26865CH	26990CH
		1	25	23.00	26750CH	26865CH	26990CH
		1	49	23.00	26750CH	26865CH	26990CH
		25	0	22.00	26750CH	26865CH	26990CH
		25	13	22.00	26750CH	26865CH	26990CH
		25	25	22.00	26750CH	26865CH	26990CH
		50	0	22.00	26750CH	26865CH	26990CH

Bandwidth	Modulation	RB size	RB offset	Tune-up	Channel	Channel	Channel
				Max.	26775CH	26865CH	26965CH
15MHz	QPSK	1	0	25.00	23.95	23.93	23.89
		1	38	25.00	<b>24.01</b>	23.95	23.85
		1	74	25.00	24.01	23.92	23.87
		36	0	24.00	22.99	22.94	22.89
		36	18	24.00	<b>23.01</b>	22.93	22.79
		36	39	24.00	23.01	22.95	22.79
		75	0	24.00	22.91	22.84	22.80
	16QAM	1	0	24.00	23.08	22.54	22.90
		1	38	24.00	23.00	22.72	22.90
		1	74	24.00	22.98	22.73	23.01
		36	0	23.00	21.86	21.81	21.71
		36	18	23.00	21.82	21.80	21.69
		36	39	23.00	21.82	21.82	21.68
		75	0	23.00	21.76	21.70	21.64
	64QAM	1	0	23.00	21.96	21.73	21.89
		1	38	23.00	21.94	21.63	21.93
		1	74	23.00	22.06	21.75	21.95
		36	0	22.00	20.84	20.79	20.80
		36	18	22.00	20.89	20.77	20.68
		36	39	22.00	20.85	20.81	20.78
		75	0	22.00	20.77	20.73	20.69

Table 82: Conducted power measurement results of LTE Band 26

### 7.1.25 Conducted power measurements of LTE Band 38 (Second Antenna)

Bandwidth	Modulation	RB size	RB offset	Tune-up	Channel	Channel	Channel
				Max.	37775CH	38000CH	38225CH
5MHz	QPSK	1	0	21.00	20.17	20.28	20.27
		1	13	21.00	20.18	20.27	20.28
		1	24	21.00	20.20	20.26	20.28
		12	0	21.00	20.19	20.29	20.30
		12	6	21.00	20.21	20.30	20.29
		12	13	21.00	20.21	20.30	20.29
		25	0	21.00	20.16	20.23	20.24
	16QAM	1	0	21.00	20.24	20.34	20.38
		1	13	21.00	20.24	20.31	20.38
		1	24	21.00	20.25	20.34	20.40
		12	0	21.00	20.12	20.20	20.13
		12	6	21.00	20.12	20.19	20.14
		12	13	21.00	20.11	20.19	20.13
		25	0	21.00	20.09	20.18	20.21
	64QAM	1	0	21.00	20.22	20.31	20.32
		1	13	21.00	20.21	20.30	20.31
		1	24	21.00	20.22	20.29	20.31
		12	0	21.00	20.24	20.31	20.34
		12	6	21.00	20.25	20.31	20.34
		12	13	21.00	20.23	20.30	20.34
		25	0	21.00	20.11	20.17	20.19
Bandwidth	Modulation	RB size	RB offset	Tune-up	Channel	Channel	Channel
				Max.	37800CH	38000CH	38200CH
10MHz	QPSK	1	0	21.00	20.24	20.36	20.40
		1	25	21.00	20.23	20.35	20.40
		1	49	21.00	20.22	20.34	20.40
		25	0	21.00	20.17	20.23	20.31
		25	13	21.00	20.17	20.23	20.31
		25	25	21.00	20.18	20.23	20.31
		50	0	21.00	20.08	20.21	20.23
	16QAM	1	0	21.00	20.30	20.40	20.42
		1	25	21.00	20.31	20.39	20.41
		1	49	21.00	20.28	20.38	20.41
		25	0	21.00	20.02	20.12	20.14
		25	13	21.00	20.03	20.12	20.14
		25	25	21.00	20.01	20.12	20.14
		50	0	21.00	20.01	20.11	20.17
	64QAM	1	0	21.00	20.22	20.34	20.41
		1	25	21.00	20.23	20.35	20.40
		1	49	21.00	20.27	20.33	20.41
		25	0	21.00	20.14	20.21	20.26
		25	13	21.00	20.13	20.20	20.26
		25	25	21.00	20.13	20.20	20.26
		50	0	21.00	20.03	20.14	20.18

Bandwidth	Modulation	RB size	RB offset	Tune-up	Channel	Channel	Channel
				Max.	37825CH	38000CH	38175CH
15MHz	QPSK	1	0	21.00	20.32	20.36	20.43
		1	38	21.00	20.31	20.36	20.42
		1	74	21.00	20.30	20.36	20.43
		36	0	21.00	20.26	20.36	20.39
		36	18	21.00	20.26	20.36	20.39
		36	39	21.00	20.26	20.36	20.40
		75	0	21.00	20.19	20.27	20.27
	16QAM	1	0	21.00	20.39	20.44	20.51
		1	38	21.00	20.39	20.44	20.52
		1	74	21.00	20.39	20.44	20.52
		36	0	21.00	20.19	20.31	20.33
		36	18	21.00	20.19	20.30	20.34
		36	39	21.00	20.19	20.30	20.34
		75	0	21.00	20.07	20.20	20.19
	64QAM	1	0	21.00	20.23	20.35	20.52
		1	38	21.00	20.28	20.34	20.51
		1	74	21.00	20.26	20.33	20.51
		36	0	21.00	20.20	20.31	20.35
		36	18	21.00	20.20	20.31	20.35
		36	39	21.00	20.20	20.31	20.36
		75	0	21.00	20.15	20.25	20.28
Bandwidth	Modulation	RB size	RB offset	Tune-up	Channel	Channel	Channel
20MHz	QPSK	1	0	21.00	20.28	20.37	<b>20.41</b>
		1	50	21.00	20.27	20.36	20.40
		1	99	21.00	20.27	20.35	20.40
		50	0	21.00	20.27	20.36	<b>20.43</b>
		50	25	21.00	20.29	20.37	20.42
		50	50	21.00	20.27	20.36	20.42
		100	0	21.00	20.24	20.29	20.33
	16QAM	1	0	21.00	20.35	20.41	20.45
		1	50	21.00	20.36	20.39	20.43
		1	99	21.00	20.36	20.39	20.44
		50	0	21.00	20.29	20.38	20.43
		50	25	21.00	20.31	20.38	20.44
		50	50	21.00	20.30	20.38	20.44
		100	0	21.00	20.22	20.21	20.24
	64QAM	1	0	21.00	20.27	20.38	20.38
		1	50	21.00	20.30	20.37	20.39
		1	99	21.00	20.30	20.38	20.39
		50	0	21.00	20.22	20.30	20.30
		50	25	21.00	20.22	20.30	20.30
		50	50	21.00	20.22	20.30	20.30
		100	0	21.00	20.27	20.26	20.27

Table 83: Conducted power measurement results of LTE Band 38 (Full Power)

Bandwidth	Modulation	RB size	RB offset	Tune-up	Channel	Channel	Channel
				Max.	37775CH	38000CH	38225CH
5MHz	QPSK	1	0	14.50	13.72	13.76	13.79
		1	13	14.50	13.71	13.76	13.80
		1	24	14.50	13.71	13.77	13.80
		12	0	14.50	13.77	13.87	13.82
		12	6	14.50	13.76	13.86	13.82
		12	13	14.50	13.76	13.88	13.81
		25	0	14.50	13.71	13.76	13.74
	16QAM	1	0	14.50	13.82	13.91	13.93
		1	13	14.50	13.82	13.89	13.94
		1	24	14.50	13.83	13.88	13.93
		12	0	14.50	13.71	13.74	13.72
		12	6	14.50	13.71	13.75	13.72
		12	13	14.50	13.71	13.74	13.72
		25	0	14.50	13.69	13.74	13.75
	64QAM	1	0	14.50	13.93	13.83	13.88
		1	13	14.50	13.93	13.82	13.89
		1	24	14.50	13.93	13.83	13.89
		12	0	14.50	13.91	13.85	13.91
		12	6	14.50	13.90	13.84	13.90
		12	13	14.50	13.90	13.85	13.91
		25	0	14.50	13.72	13.70	13.79
Bandwidth	Modulation	RB size	RB offset	Tune-up	Channel	Channel	Channel
10MHz	QPSK	1	0	14.50	13.90	13.91	13.91
		1	25	14.50	13.90	13.90	13.92
		1	49	14.50	13.90	13.90	13.92
		25	0	14.50	13.79	13.86	13.87
		25	13	14.50	13.79	13.86	13.86
		25	25	14.50	13.79	13.86	13.86
		50	0	14.50	13.68	13.78	13.79
	16QAM	1	0	14.50	13.95	13.97	14.02
		1	25	14.50	13.94	13.96	14.01
		1	49	14.50	13.94	13.96	14.01
		25	0	14.50	13.71	13.74	13.71
		25	13	14.50	13.70	13.73	13.72
		25	25	14.50	13.71	13.74	13.72
		50	0	14.50	13.60	13.70	13.72
	64QAM	1	0	14.50	14.02	13.95	14.10
		1	25	14.50	14.04	13.96	14.12
		1	49	14.50	14.01	13.97	14.10
		25	0	14.50	13.76	13.78	13.90
		25	13	14.50	13.77	13.77	13.91
		25	25	14.50	13.77	13.77	13.91
		50	0	14.50	13.61	13.68	13.75
Bandwidth	Modulation	RB size	RB offset	Tune-up	Channel	Channel	Channel
				Max.	37800CH	38000CH	38200CH



Bandwidth	Modulation	RB size	RB offset	Tune-up	Channel	Channel	Channel
				Max.	37825CH	38000CH	38175CH
15MHz	QPSK	1	0	14.50	13.96	13.95	14.01
		1	38	14.50	13.96	13.94	14.01
		1	74	14.50	13.96	13.96	14.01
		36	0	14.50	13.86	13.94	13.97
		36	18	14.50	13.86	13.94	13.99
		36	39	14.50	13.86	13.94	13.97
		75	0	14.50	13.77	13.40	13.88
	16QAM	1	0	14.50	14.07	14.11	14.13
		1	38	14.50	14.07	14.11	14.13
		1	74	14.50	14.07	14.10	14.13
		36	0	14.50	13.92	13.91	13.97
		36	18	14.50	13.92	13.92	13.96
		36	39	14.50	13.92	13.91	13.96
		75	0	14.50	13.81	13.75	13.79
	64QAM	1	0	14.50	14.11	14.03	14.15
		1	38	14.50	14.09	14.03	14.15
		1	74	14.50	14.09	14.04	14.15
		36	0	14.50	13.78	13.84	13.91
		36	18	14.50	13.79	13.84	13.91
		36	39	14.50	13.79	13.84	13.92
		75	0	14.50	13.70	13.76	13.90
Bandwidth	Modulation	RB size	RB offset	Tune-up	Channel	Channel	Channel
20MHz	QPSK	1	0	14.50	13.84	13.85	13.90
		1	50	14.50	<b>13.85</b>	<b>13.88</b>	<b>13.91</b>
		1	99	14.50	13.83	13.86	13.90
		50	0	14.50	14.01	13.95	14.05
		50	25	14.50	14.00	13.96	14.05
		50	50	14.50	13.54	13.96	<b>14.05</b>
		100	0	14.50	13.87	13.87	13.88
	16QAM	1	0	14.50	13.97	13.98	13.98
		1	50	14.50	13.98	13.99	14.00
		1	99	14.50	13.94	13.99	14.00
		50	0	14.50	14.08	14.03	14.12
		50	25	14.50	14.08	14.04	14.13
		50	50	14.50	14.08	14.04	14.12
		100	0	14.50	13.86	13.80	13.81
	64QAM	1	0	14.50	14.06	14.03	13.99
		1	50	14.50	14.06	14.02	13.98
		1	99	14.50	14.03	14.04	13.98
		50	0	14.50	13.80	13.82	13.84
		50	25	14.50	13.80	13.82	13.84
		50	50	14.50	13.80	13.82	13.83
		100	0	14.50	13.71	13.80	13.83

Table 84: Conducted power measurement results of LTE Band 38 (Receiver ON)

Bandwidth	Modulation	RB size	RB offset	Tune-up	Channel	Channel	Channel
				Max.	37775CH	38000CH	38225CH
5MHz	QPSK	1	0	13.50	12.66	12.65	12.81
		1	13	13.50	12.65	12.65	12.82
		1	24	13.50	12.64	12.65	12.82
		12	0	13.50	12.57	12.69	12.74
		12	6	13.50	12.54	12.69	12.75
		12	13	13.50	12.52	12.69	12.75
		25	0	13.50	12.52	12.66	12.72
	16QAM	1	0	13.50	12.60	12.61	12.87
		1	13	13.50	12.60	12.61	12.87
		1	24	13.50	12.60	12.61	12.87
		12	0	13.50	12.47	12.61	12.69
		12	6	13.50	12.47	12.61	12.70
		12	13	13.50	12.47	12.61	12.70
		25	0	13.50	12.39	12.55	12.61
	64QAM	1	0	13.50	12.63	12.74	12.82
		1	13	13.50	12.63	12.73	12.82
		1	24	13.50	12.62	12.75	12.81
		12	0	13.50	12.48	12.63	12.66
		12	6	13.50	12.45	12.63	12.66
		12	13	13.50	12.47	12.63	12.66
		25	0	13.50	12.51	12.65	12.67
Bandwidth	Modulation	RB size	RB offset	Tune-up	Channel	Channel	Channel
10MHz	QPSK	1	0	13.50	12.70	12.69	13.01
		1	25	13.50	12.70	12.70	13.01
		1	49	13.50	12.70	12.70	13.01
		25	0	13.50	12.57	12.75	12.88
		25	13	13.50	12.56	12.75	12.88
		25	25	13.50	12.56	12.75	12.88
		50	0	13.50	12.54	12.66	12.72
	16QAM	1	0	13.50	12.76	12.84	13.10
		1	25	13.50	12.76	12.85	13.11
		1	49	13.50	12.77	12.84	13.11
		25	0	13.50	12.55	12.73	12.85
		25	13	13.50	12.57	12.73	12.85
		25	25	13.50	12.57	12.73	12.85
		50	0	13.50	12.44	12.60	12.67
	64QAM	1	0	13.50	12.72	12.72	13.02
		1	25	13.50	12.72	12.72	13.02
		1	49	13.50	12.72	12.71	13.02
		25	0	13.50	12.63	12.82	12.93
		25	13	13.50	12.63	12.81	12.93
		25	25	13.50	12.62	12.82	12.93
		50	0	13.50	12.50	12.66	12.73
Bandwidth	Modulation	RB size	RB offset	Tune-up	Channel	Channel	Channel
				Max.	37800CH	38000CH	38200CH

Bandwidth	Modulation	RB size	RB offset	Tune-up	Channel	Channel	Channel
				Max.	37825CH	38000CH	38175CH
15MHz	QPSK	1	0	13.50	12.73	12.75	12.93
		1	38	13.50	12.73	12.76	12.92
		1	74	13.50	12.72	12.76	12.94
		36	0	13.50	12.66	12.69	12.96
		36	18	13.50	12.66	12.69	12.97
		36	39	13.50	12.66	12.69	12.97
		75	0	13.50	12.59	12.70	12.79
	16QAM	1	0	13.50	12.88	12.96	13.20
		1	38	13.50	12.88	12.96	13.21
		1	74	13.50	12.88	12.94	13.20
		36	0	13.50	12.59	12.61	12.84
		36	18	13.50	12.58	12.62	12.84
		36	39	13.50	12.58	12.62	12.84
		75	0	13.50	12.44	12.56	12.66
	64QAM	1	0	13.50	12.77	12.74	12.96
		1	38	13.50	12.77	12.74	12.96
		1	74	13.50	12.77	12.75	12.96
		36	0	13.50	12.64	12.67	12.96
		36	18	13.50	12.64	12.67	12.97
		36	39	13.50	12.65	12.68	12.97
		75	0	13.50	12.53	12.64	12.81
Bandwidth	Modulation	RB size	RB offset	Tune-up	Channel	Channel	Channel
20MHz	QPSK	1	0	13.50	12.72	12.68	12.77
		1	50	13.50	12.73	12.69	12.78
		1	99	13.50	12.72	12.68	12.77
		50	0	13.50	12.76	12.75	13.02
		50	25	13.50	12.75	12.74	13.02
		50	50	13.50	12.75	12.74	13.03
		100	0	13.50	12.61	12.71	12.81
	16QAM	1	0	13.50	12.79	12.73	12.92
		1	50	13.50	12.79	12.73	12.92
		1	99	13.50	12.79	12.73	12.92
		50	0	13.50	12.65	12.73	12.93
		50	25	13.50	12.65	12.74	12.93
		50	50	13.50	12.65	12.73	12.93
		100	0	13.50	12.55	12.65	12.74
	64QAM	1	0	13.50	12.81	12.83	12.91
		1	50	13.50	12.81	12.82	12.91
		1	99	13.50	12.81	12.82	12.90
		50	0	13.50	12.77	12.85	13.15
		50	25	13.50	12.77	12.85	13.15
		50	50	13.50	12.77	12.85	13.15
		100	0	13.50	12.61	12.71	12.80

Table 85: Conducted power measurement results of LTE Band 38 (Second Antenna+WiFi Antenna, Receiver ON)

Bandwidth	Modulation	RB size	RB offset	Tune-up	Channel	Channel	Channel
				Max.	37775CH	38000CH	38225CH
5MHz	QPSK	1	0	20.00	19.08	19.15	19.25
		1	13	20.00	19.05	19.16	19.24
		1	24	20.00	19.07	19.19	19.25
		12	0	20.00	19.02	19.15	19.20
		12	6	20.00	19.05	19.15	19.20
		12	13	20.00	19.04	19.18	19.20
		25	0	20.00	19.00	19.12	19.20
	16QAM	1	0	20.00	19.00	19.18	19.20
		1	13	20.00	18.99	19.18	19.21
		1	24	20.00	18.99	19.18	19.21
		12	0	20.00	18.95	19.10	19.22
		12	6	20.00	18.95	19.10	19.22
		12	13	20.00	18.94	19.09	19.22
		25	0	20.00	18.87	19.02	19.09
	64QAM	1	0	20.00	19.04	19.14	19.22
		1	13	20.00	19.04	19.13	19.21
		1	24	20.00	19.03	19.13	19.21
		12	0	20.00	18.91	19.06	19.27
		12	6	20.00	18.91	19.05	19.27
		12	13	20.00	18.90	19.06	19.27
		25	0	20.00	18.96	19.09	19.16
Bandwidth	Modulation	RB size	RB offset	Tune-up	Channel	Channel	Channel
				Max.	37800CH	38000CH	38200CH
10MHz	QPSK	1	0	20.00	19.11	19.19	19.28
		1	25	20.00	19.10	19.18	19.28
		1	49	20.00	19.11	19.18	19.28
		25	0	20.00	19.04	19.18	19.22
		25	13	20.00	19.05	19.20	19.23
		25	25	20.00	19.04	19.21	19.21
		50	0	20.00	19.00	19.13	19.21
	16QAM	1	0	20.00	19.22	19.30	19.41
		1	25	20.00	19.22	19.30	19.41
		1	49	20.00	19.21	19.29	19.41
		25	0	20.00	19.01	19.17	19.23
		25	13	20.00	19.01	19.17	19.23
		25	25	20.00	19.02	19.18	19.24
		50	0	20.00	18.91	19.05	19.14
	64QAM	1	0	20.00	19.10	19.16	19.45
		1	25	20.00	19.09	19.15	19.45
		1	49	20.00	19.10	19.16	19.45
		25	0	20.00	19.01	19.32	19.21
		25	13	20.00	19.00	19.31	19.21
		25	25	20.00	19.01	19.31	19.22
		50	0	20.00	18.99	19.11	19.20

Bandwidth	Modulation	RB size	RB offset	Tune-up	Channel	Channel	Channel	
				Max.	37825CH	38000CH	38175CH	
15MHz	QPSK	1	0	20.00	19.18	19.19	19.31	
		1	38	20.00	19.18	19.19	19.34	
		1	74	20.00	19.17	19.21	19.32	
		36	0	20.00	19.04	19.13	19.31	
		36	18	20.00	19.06	19.14	19.30	
		36	39	20.00	19.06	19.15	19.31	
		75	0	20.00	19.06	19.17	19.20	
	16QAM	1	0	20.00	19.55	19.63	19.50	
		1	38	20.00	19.36	19.12	19.51	
		1	74	20.00	19.36	19.30	19.50	
		36	0	20.00	19.03	19.16	19.23	
		36	18	20.00	19.06	19.11	19.29	
		36	39	20.00	19.05	19.18	19.27	
		75	0	20.00	18.98	18.96	18.99	
	64QAM	1	0	20.00	19.16	19.30	19.49	
		1	38	20.00	19.23	18.99	19.48	
		1	74	20.00	19.16	19.34	19.47	
		36	0	20.00	19.28	19.11	19.42	
		36	18	20.00	19.09	19.18	19.42	
		36	39	20.00	19.12	19.08	19.42	
		75	0	20.00	19.12	19.14	19.13	
	Bandwidth	Modulation	RB size	RB offset	Tune-up	Channel	Channel	Channel
					Max.	37850CH	38000CH	38150CH
	20MHz	QPSK	1	0	20.00	19.12	19.12	<b>19.30</b>
1			50	20.00	19.13	19.18	19.29	
1			99	20.00	19.12	19.12	19.13	
50			0	20.00	19.17	19.18	19.25	
50			25	20.00	19.10	19.19	<b>19.27</b>	
50			50	20.00	19.17	19.18	19.16	
100			0	20.00	19.10	19.18	19.24	
16QAM		1	0	20.00	19.37	19.59	19.64	
		1	50	20.00	19.37	19.56	19.63	
		1	99	20.00	19.18	19.24	19.31	
		50	0	20.00	19.06	19.20	19.25	
		50	25	20.00	19.07	19.21	19.15	
		50	50	20.00	19.07	19.21	19.26	
		100	0	20.00	19.18	19.04	19.14	
64QAM		1	0	20.00	19.15	19.11	19.08	
		1	50	20.00	19.23	19.19	19.34	
		1	99	20.00	19.25	19.18	19.08	
		50	0	20.00	19.13	19.26	19.36	
		50	25	20.00	19.12	19.42	19.12	
		50	50	20.00	19.12	19.42	19.36	
		100	0	20.00	19.05	19.15	19.12	

Table 86: Conducted power measurement results of LTE Band 38 (Second Antenna+WiFi Antenna, Receiver OFF)

**7.1.26 Conducted power measurements of LTE Band 38 (Main Antenna)**

Bandwidth	Modulation	RB size	RB offset	Tune-up	Channel	Channel	Channel
				Max.	37775CH	38000CH	38225CH
5MHz	QPSK	1	0	24.50	23.66	23.86	23.80
		1	13	24.50	23.69	23.85	23.80
		1	24	24.50	23.75	23.88	23.80
		12	0	23.50	22.76	22.85	22.83
		12	6	23.50	22.76	22.85	22.83
		12	13	23.50	22.76	22.85	22.84
		25	0	23.50	22.64	22.73	22.83
	16QAM	1	0	23.50	23.06	23.11	23.18
		1	13	23.50	23.02	23.22	23.15
		1	24	23.50	23.02	23.21	23.13
		12	0	22.50	21.69	21.84	21.75
		12	6	22.50	21.66	21.84	21.76
		12	13	22.50	21.67	21.80	21.77
		25	0	22.50	21.52	21.77	21.68
	64QAM	1	0	22.50	21.76	21.96	21.91
		1	13	22.50	21.74	21.88	21.84
		1	24	22.50	21.74	21.87	21.79
		12	0	21.50	20.73	20.92	19.83
		12	6	21.50	20.64	20.92	20.78
		12	13	21.50	20.64	20.92	20.79
		25	0	21.50	20.69	20.85	20.83
Bandwidth	Modulation	RB size	RB offset	Tune-up	Channel	Channel	Channel
10MHz	QPSK	1	0	24.50	23.72	23.89	23.89
		1	25	24.50	23.69	23.86	23.89
		1	49	24.50	23.66	23.85	23.89
		25	0	23.50	22.77	22.88	22.88
		25	13	23.50	22.76	22.88	22.87
		25	25	23.50	22.76	22.87	22.87
		50	0	23.50	22.68	22.80	22.88
	16QAM	1	0	23.50	23.00	23.12	23.05
		1	25	23.50	23.04	23.09	23.05
		1	49	23.50	23.07	23.16	23.05
		25	0	22.50	21.76	21.87	21.87
		25	13	22.50	21.77	21.81	21.88
		25	25	22.50	21.77	21.83	21.87
		50	0	22.50	21.72	21.84	21.84
	64QAM	1	0	22.50	21.69	21.88	22.01
		1	25	22.50	21.74	21.95	22.07
		1	49	22.50	21.69	21.88	22.07
		25	0	21.50	20.66	20.86	20.89
		25	13	21.50	20.65	20.86	20.89

---

		25	25	21.50	20.66	20.85	20.89
		50	0	21.50	20.72	20.73	20.84

Bandwidth	Modulation	RB size	RB offset	Tune-up	Channel	Channel	Channel
				Max.	37825CH	38000CH	38175CH
15MHz	QPSK	1	0	24.50	23.77	23.91	24.02
		1	38	24.50	23.78	23.98	24.01
		1	74	24.50	23.78	24.00	24.00
		36	0	23.50	22.79	22.78	22.95
		36	18	23.50	22.79	22.77	22.96
		36	39	23.50	22.78	22.78	22.97
		75	0	23.50	22.75	22.74	22.90
	16QAM	1	0	23.50	23.10	23.20	23.38
		1	38	23.50	23.05	23.18	23.37
		1	74	23.50	23.05	23.18	23.37
		36	0	22.50	21.80	21.91	21.89
		36	18	22.50	21.82	21.91	21.90
		36	39	22.50	21.80	21.92	21.91
		75	0	22.50	21.62	21.72	21.75
	64QAM	1	0	22.50	21.75	21.97	22.02
		1	38	22.50	21.80	21.97	22.03
		1	74	22.50	21.86	21.90	21.97
		36	0	21.50	20.79	20.85	20.85
		36	18	21.50	20.79	20.86	20.95
		36	39	21.50	20.80	20.86	20.96
		75	0	21.50	20.70	20.81	20.80
Bandwidth	Modulation	RB size	RB offset	Tune-up	Channel	Channel	Channel
				Max.	37850CH	38000CH	38150CH
20MHz	QPSK	1	0	24.50	23.78	<b>24.03</b>	<b>24.01</b>
		1	50	24.50	23.84	24.01	23.92
		1	99	24.50	<b>23.87</b>	24.00	23.91
		50	0	23.50	22.83	22.96	23.00
		50	25	23.50	22.83	22.96	<b>23.02</b>
		50	50	23.50	22.84	22.97	23.01
		100	0	23.50	22.82	22.83	22.91
	16QAM	1	0	23.50	23.12	23.21	23.16
		1	50	23.50	23.13	23.17	23.15
		1	99	23.50	23.11	23.19	23.12
		50	0	22.50	21.80	21.89	21.90
		50	25	22.50	21.71	21.89	21.88
		50	50	22.50	21.71	21.89	21.87
		100	0	22.50	21.77	21.80	21.86
	64QAM	1	0	22.50	21.85	22.06	22.14
		1	50	22.50	21.91	21.97	22.10
		1	99	22.50	21.90	21.97	22.11
		50	0	21.50	20.82	20.91	20.94
		50	25	21.50	20.82	20.92	20.94
		50	50	21.50	20.83	20.90	20.95
		100	0	21.50	20.70	20.81	20.83

Table 87: Conducted power measurement results of LTE Band 38 (Full Power)



Bandwidth	Modulation	RB size	RB offset	Tune-up	Channel	Channel	Channel
				Max.	37775CH	38000CH	38225CH
5MHz	QPSK	1	0	23.50	22.81	22.91	23.00
		1	13	23.50	22.88	23.00	23.00
		1	24	23.50	22.86	22.99	23.00
		12	0	23.50	22.39	22.47	22.33
		12	6	23.50	22.44	22.47	22.33
		12	13	23.50	22.42	22.46	22.34
		25	0	23.50	22.40	22.51	22.40
	16QAM	1	0	23.50	22.94	23.09	23.12
		1	13	23.50	23.01	23.16	23.11
		1	24	23.50	23.01	23.14	23.11
		12	0	22.50	21.90	21.89	21.81
		12	6	22.50	21.91	21.99	21.82
		12	13	22.50	21.91	21.99	21.82
		25	0	22.50	21.78	21.88	21.78
	64QAM	1	0	22.50	21.61	21.80	21.67
		1	13	22.50	21.60	21.86	21.67
		1	24	22.50	21.61	21.85	21.67
		12	0	21.50	20.87	20.92	20.86
		12	6	21.50	20.87	20.93	20.92
		12	13	21.50	20.87	20.92	20.92
		25	0	21.50	20.70	20.84	20.83
Bandwidth	Modulation	RB size	RB offset	Tune-up	Channel	Channel	Channel
10MHz	QPSK	1	0	23.50	23.06	22.98	22.95
		1	25	23.50	22.99	22.96	23.07
		1	49	23.50	22.97	22.99	23.07
		25	0	23.50	22.40	22.43	22.45
		25	13	23.50	22.39	22.45	22.48
		25	25	23.50	22.40	22.39	22.47
		50	0	23.50	22.32	22.42	22.43
	16QAM	1	0	23.50	23.18	23.20	23.20
		1	25	23.50	23.19	23.14	23.21
		1	49	23.50	23.17	23.15	23.19
		25	0	22.50	21.80	21.87	21.87
		25	13	22.50	21.82	21.86	21.90
		25	25	22.50	21.84	21.86	21.90
		50	0	22.50	21.74	21.80	21.87
	64QAM	1	0	22.50	21.71	21.96	21.84
		1	25	22.50	21.64	21.81	21.91
		1	49	22.50	21.63	21.81	21.91
		25	0	21.50	20.68	20.84	20.86
		25	13	21.50	20.68	20.84	20.87
		25	25	21.50	20.68	20.85	20.87
		50	0	21.50	20.82	20.87	20.84

Bandwidth	Modulation	RB size	RB offset	Tune-up	Channel	Channel	Channel
				Max.	37825CH	38000CH	38175CH
15MHz	QPSK	1	0	23.50	22.91	23.02	23.12
		1	38	23.50	22.93	23.08	23.12
		1	74	23.50	22.92	23.07	23.12
		36	0	23.50	22.48	22.50	22.55
		36	18	23.50	22.48	22.50	22.55
		36	39	23.50	22.47	22.50	22.56
		75	0	23.50	22.42	22.47	22.43
	16QAM	1	0	23.50	23.29	23.29	23.31
		1	38	23.50	23.29	23.26	23.32
		1	74	23.50	23.29	23.24	23.41
		36	0	22.50	21.90	21.98	22.01
		36	18	22.50	21.91	21.98	22.02
		36	39	22.50	21.91	21.98	22.02
		75	0	22.50	21.83	21.81	21.78
	64QAM	1	0	22.50	21.67	21.92	21.89
		1	38	22.50	21.66	21.84	21.88
		1	74	22.50	21.66	21.84	21.89
		36	0	21.50	20.88	20.89	20.93
		36	18	21.50	20.93	20.89	21.07
		36	39	21.50	20.88	20.89	21.07
		75	0	21.50	20.94	20.90	20.91
Bandwidth	Modulation	RB size	RB offset	Tune-up	Channel	Channel	Channel
				Max.	37850CH	38000CH	38150CH
20MHz	QPSK	1	0	23.50	23.01	22.98	23.03
		1	50	23.50	22.98	22.97	22.99
		1	99	23.50	22.90	22.96	22.99
		50	0	23.50	22.47	22.50	22.53
		50	25	23.50	22.47	22.49	22.55
		50	50	23.50	22.46	22.50	22.54
		100	0	23.50	22.37	22.50	22.44
	16QAM	1	0	23.50	23.08	23.17	23.25
		1	50	23.50	23.08	23.15	23.26
		1	99	23.50	23.08	23.15	23.25
		50	0	22.50	21.97	21.89	21.93
		50	25	22.50	21.98	21.90	21.94
		50	50	22.50	21.98	21.90	21.94
		100	0	22.50	21.77	21.90	21.83
	64QAM	1	0	22.50	21.79	21.92	21.98
		1	50	22.50	21.80	21.92	21.97
		1	99	22.50	21.80	21.90	21.96
		50	0	21.50	20.91	20.87	20.91
		50	25	21.50	20.91	20.87	20.91
		50	50	21.50	20.86	20.87	20.91
		100	0	21.50	20.82	20.86	20.85

Table 88: Conducted power measurement results of LTE Band 38 (Reduced Power Level D2/D6)

### 7.1.27 Conducted power measurements of LTE Band 41 (Second Antenna)

Bandwidth	Modulation	RB size	RB offset	Tune-up	Channel	Channel	Channel	Channel
				Max.	40165CH	40515CH	40865CH	41215CH
5MHz	QPSK	1	0	23.00	22.16	22.01	22.21	22.12
		1	13	23.00	22.07	22.00	22.23	22.11
		1	24	23.00	22.01	21.94	22.18	22.03
		12	0	23.00	22.20	22.06	22.30	22.18
		12	6	23.00	22.21	22.06	22.30	22.18
		12	13	23.00	22.20	22.06	22.30	22.18
		25	0	23.00	22.03	21.97	22.15	22.03
	16QAM	1	0	23.00	22.44	22.42	22.56	22.46
		1	13	23.00	22.44	22.43	22.55	22.44
		1	24	23.00	22.43	22.42	22.55	22.43
		12	0	22.00	21.15	21.10	21.32	21.23
		12	6	22.00	21.16	21.11	21.33	21.23
		12	13	22.00	21.16	21.11	21.31	21.23
		25	0	22.00	21.07	21.00	21.27	21.06
	64QAM	1	0	22.00	20.97	20.84	21.06	20.95
		1	13	22.00	20.96	20.83	21.06	20.95
		1	24	22.00	20.96	20.83	21.05	20.96
		12	0	21.00	20.18	20.11	20.33	20.29
		12	6	21.00	20.16	20.12	20.33	20.30
		12	13	21.00	20.17	20.12	20.33	20.29
		25	0	21.00	20.13	20.07	20.28	20.19
Bandwidth	Modulation	RB size	RB offset	Tune-up	Channel	Channel	Channel	Channel
				Max.	40190CH	40523CH	40856CH	41190CH
10MHz	QPSK	1	0	23.00	22.20	22.00	22.31	22.11
		1	25	23.00	22.00	21.89	22.06	22.01
		1	49	23.00	21.43	21.88	22.07	22.06
		25	0	23.00	22.15	22.15	22.29	22.21
		25	13	23.00	22.14	22.04	22.29	22.21
		25	25	23.00	22.13	22.04	22.30	22.21
		50	0	23.00	22.03	22.07	22.20	22.11
	16QAM	1	0	23.00	22.38	22.29	22.47	22.32
		1	25	23.00	22.38	22.28	22.47	22.41
		1	49	23.00	22.39	22.30	22.47	22.40
		25	0	22.00	21.05	21.01	21.20	21.09
		25	13	22.00	21.06	21.01	21.20	21.10
		25	25	22.00	21.04	21.02	21.21	21.10
		50	0	22.00	20.94	20.96	21.11	21.08
	64QAM	1	0	22.00	20.96	20.86	21.04	20.96
		1	25	22.00	20.94	20.85	21.07	20.95
		1	49	22.00	20.98	20.85	21.08	20.95
		25	0	21.00	20.18	20.12	20.34	20.25
		25	13	21.00	20.16	20.13	20.33	20.25

Bandwidth	Modulation	25	25	21.00	20.18	20.13	20.34	20.22	
		50	0	21.00	19.99	19.99	20.20	20.08	
Bandwidth	Modulation	RB size	RB offset	Tune-up	Channel	Channel	Channel	Channel	
				Max.	40215CH	40523CH	40840CH	41165CH	
15MHz	QPSK	1	0	23.00	22.24	22.03	22.27	22.12	
		1	38	23.00	21.96	21.98	22.22	22.09	
		1	74	23.00	21.24	21.96	22.11	22.04	
		36	0	23.00	22.20	22.13	22.30	22.21	
		36	18	23.00	22.21	22.13	22.29	22.22	
		36	39	23.00	22.21	22.13	22.29	22.22	
		75	0	23.00	22.01	22.06	22.23	22.07	
	16QAM	1	0	23.00	22.64	22.47	22.70	22.65	
		1	38	23.00	22.64	22.45	22.73	22.64	
		1	74	23.00	22.65	22.45	22.72	22.63	
		36	0	22.00	21.02	20.96	21.15	21.08	
		36	18	22.00	21.02	20.97	21.15	21.12	
		36	39	22.00	21.03	20.97	21.16	21.09	
		75	0	22.00	20.96	21.02	21.20	21.08	
	64QAM	1	0	22.00	20.96	20.92	21.04	20.98	
		1	38	22.00	20.96	20.91	21.03	20.98	
		1	74	22.00	20.96	20.91	21.03	20.99	
		36	0	21.00	20.08	20.07	20.29	20.22	
		36	18	21.00	20.09	20.07	20.30	20.19	
		36	39	21.00	20.10	20.07	20.30	20.18	
		75	0	21.00	19.99	20.08	20.24	20.17	
	Bandwidth	Modulation	RB size	RB offset	Tune-up	Channel	Channel	Channel	Channel
					Max.	40240CH	40540CH	40840CH	41140CH
	20MHz	QPSK	1	0	23.00	22.08	22.96	22.09	22.06
1			50	23.00	21.68	22.95	21.99	21.75	
1			99	23.00	21.55	22.94	22.22	22.17	
50			0	23.00	22.07	22.17	22.33	22.18	
50			25	23.00	22.08	22.17	22.31	22.19	
50			50	23.00	22.08	22.17	22.32	22.19	
100			0	23.00	22.05	22.11	22.29	22.13	
16QAM		1	0	23.00	22.40	22.26	22.45	22.36	
		1	50	23.00	22.36	22.26	22.43	22.36	
		1	99	23.00	22.37	22.26	22.43	22.37	
		50	0	22.00	21.04	21.13	21.30	21.24	
		50	25	22.00	21.04	21.13	21.27	21.24	
		50	50	22.00	21.05	21.14	21.26	21.24	
		100	0	22.00	20.95	21.02	21.25	21.19	
64QAM		1	0	22.00	20.90	20.79	20.92	20.86	
		1	50	22.00	20.90	20.78	20.92	20.86	
		1	99	22.00	20.89	20.78	20.91	20.86	
		50	0	21.00	20.11	20.09	20.30	20.19	
		50	25	21.00	20.17	20.10	20.29	20.19	
		50	50	21.00	20.16	20.10	20.28	20.20	
		100	0	21.00	20.02	20.11	20.31	20.24	

Table 89: Conducted power measurement results of LTE Band 41 (Full Power)

Bandwidth	Modulation	RB size	RB offset	Tune-up	Channel	Channel	Channel	Channel
				Max.	40165CH	40515CH	40865CH	41215CH
5MHz	QPSK	1	0	14.50	13.69	13.54	13.83	13.71
		1	13	14.50	13.67	13.54	13.83	13.70
		1	24	14.50	13.69	13.55	13.83	13.70
		12	0	14.50	13.72	13.60	13.83	13.78
		12	6	14.50	13.73	13.60	13.82	13.78
		12	13	14.50	13.73	13.60	13.82	13.78
		25	0	14.50	13.64	13.52	13.78	13.62
	16QAM	1	0	14.50	13.79	13.62	13.92	13.75
		1	13	14.50	13.79	13.62	13.92	13.75
		1	24	14.50	13.79	13.62	13.93	13.75
		12	0	14.50	13.83	13.67	13.92	13.76
		12	6	14.50	13.84	13.67	13.93	13.77
		12	13	14.50	13.84	13.67	13.93	13.76
		25	0	14.50	13.45	13.36	13.60	13.41
	64QAM	1	0	14.50	13.77	13.64	13.89	13.70
		1	13	14.50	13.76	13.63	13.88	13.70
		1	24	14.50	13.76	13.62	13.88	13.71
		12	0	14.50	13.69	13.52	13.86	13.66
		12	6	14.50	13.69	13.51	13.86	13.66
		12	13	14.50	13.69	13.51	13.86	13.67
		25	0	14.50	13.65	13.50	13.80	13.61
Bandwidth	Modulation	RB size	RB offset	Tune-up	Channel	Channel	Channel	Channel
10MHz	QPSK	1	0	14.50	13.75	13.61	13.84	13.76
		1	25	14.50	13.74	13.62	13.85	13.76
		1	49	14.50	13.74	13.61	13.84	13.76
		25	0	14.50	13.68	13.59	13.86	13.78
		25	13	14.50	13.69	13.58	13.85	13.77
		25	25	14.50	13.68	13.58	13.86	13.76
		50	0	14.50	13.57	13.55	13.74	13.69
	16QAM	1	0	14.50	14.02	13.95	14.13	14.08
		1	25	14.50	14.02	13.95	14.12	14.07
		1	49	14.50	14.01	13.96	14.12	14.08
		25	0	14.50	13.63	13.52	13.76	13.66
		25	13	14.50	13.63	13.52	13.76	13.67
		25	25	14.50	13.61	13.52	13.76	13.68
		50	0	14.50	13.60	13.51	13.74	13.59
	64QAM	1	0	14.50	13.79	13.68	13.88	13.77
		1	25	14.50	13.80	13.66	13.88	13.78
		1	49	14.50	13.79	13.67	13.88	13.78
		25	0	14.50	13.70	13.54	13.78	13.73
		25	13	14.50	13.70	13.54	13.79	13.73
		25	25	14.50	13.72	13.54	13.78	13.73
		50	0	14.50	13.62	13.58	13.77	13.60
Bandwidth	Modulation	RB size	RB offset	Tune-up	Channel	Channel	Channel	Channel
10MHz	QPSK	1	0	14.50	13.75	13.61	13.84	13.76
		1	25	14.50	13.74	13.62	13.85	13.76
		1	49	14.50	13.74	13.61	13.84	13.76
		25	0	14.50	13.68	13.59	13.86	13.78
		25	13	14.50	13.69	13.58	13.85	13.77
		25	25	14.50	13.68	13.58	13.86	13.76
		50	0	14.50	13.57	13.55	13.74	13.69
	16QAM	1	0	14.50	14.02	13.95	14.13	14.08
		1	25	14.50	14.02	13.95	14.12	14.07
		1	49	14.50	14.01	13.96	14.12	14.08
		25	0	14.50	13.63	13.52	13.76	13.66
		25	13	14.50	13.63	13.52	13.76	13.67
		25	25	14.50	13.61	13.52	13.76	13.68
		50	0	14.50	13.60	13.51	13.74	13.59
	64QAM	1	0	14.50	13.79	13.68	13.88	13.77
		1	25	14.50	13.80	13.66	13.88	13.78
		1	49	14.50	13.79	13.67	13.88	13.78
		25	0	14.50	13.70	13.54	13.78	13.73
		25	13	14.50	13.70	13.54	13.79	13.73
		25	25	14.50	13.72	13.54	13.78	13.73
		50	0	14.50	13.62	13.58	13.77	13.60

Bandwidth	Modulation	RB size	RB offset	Tune-up	Channel	Channel	Channel	Channel
				Max.	40215CH	40523CH	40840CH	41165CH
15MHz	QPSK	1	0	14.50	13.78	13.70	13.83	13.73
		1	38	14.50	13.78	13.65	13.83	13.76
		1	74	14.50	13.78	13.70	13.84	13.73
		36	0	14.50	13.70	13.68	13.88	13.79
		36	18	14.50	13.70	13.67	13.86	13.80
		36	39	14.50	13.70	13.68	13.88	13.79
		75	0	14.50	13.64	13.61	13.78	13.68
	16QAM	1	0	14.50	13.96	13.85	14.04	13.95
		1	38	14.50	13.97	13.85	14.04	13.99
		1	74	14.50	13.97	13.82	14.05	13.95
		36	0	14.50	13.57	13.49	13.70	13.65
		36	18	14.50	13.58	13.49	13.69	13.66
		36	39	14.50	13.57	13.49	13.69	13.66
		75	0	14.50	13.57	13.62	13.73	13.65
	64QAM	1	0	14.50	13.81	13.70	13.83	13.79
		1	38	14.50	13.81	13.68	13.89	13.80
		1	74	14.50	13.79	13.71	13.89	13.80
		36	0	14.50	13.75	13.65	13.87	13.78
		36	18	14.50	13.76	13.64	13.87	13.78
		36	39	14.50	13.76	13.66	13.87	13.78
		75	0	14.50	13.57	13.60	13.76	13.67
Bandwidth	Modulation	RB size	RB offset	Tune-up	Channel	Channel	Channel	Channel
				Max.	40240CH	40540CH	40840CH	41140CH
20MHz	QPSK	1	0	14.50	13.59	13.43	13.64	13.51
		1	50	14.50	13.60	13.43	13.64	13.51
		1	99	14.50	13.59	13.43	13.65	13.52
		50	0	14.50	13.74	13.76	13.90	13.82
		50	25	14.50	13.74	13.75	13.90	13.82
		50	50	14.50	13.73	13.76	13.90	13.82
		100	0	14.50	13.61	13.68	13.88	13.73
	16QAM	1	0	14.50	13.76	13.59	13.74	13.62
		1	50	14.50	13.75	13.59	13.87	13.77
		1	99	14.50	13.74	13.56	13.78	13.73
		50	0	14.50	13.72	13.67	13.83	13.76
		50	25	14.50	13.69	13.68	13.79	13.67
		50	50	14.50	13.70	13.68	13.63	13.66
		100	0	14.50	13.59	13.64	13.79	13.64
	64QAM	1	0	14.50	13.67	13.27	13.48	13.34
		1	50	14.50	13.59	13.18	13.52	13.22
		1	99	14.50	13.26	13.27	13.49	13.38
		50	0	14.50	13.72	13.68	13.83	13.81
		50	25	14.50	13.59	13.60	13.77	13.69
		50	50	14.50	13.45	13.45	13.67	13.58
		100	0	14.50	13.62	13.62	13.81	13.64

Table 90: Conducted power measurement results of LTE Band 41 (Receiver ON)

Bandwidth	Modulation	RB size	RB offset	Tune-up	Channel	Channel	Channel	Channel
				Max.	40165CH	40515CH	40865CH	41215CH
5MHz	QPSK	1	0	12.00	11.19	11.05	11.33	11.17
		1	13	12.00	11.18	11.05	11.34	11.16
		1	24	12.00	11.19	11.06	11.32	11.15
		12	0	12.00	11.27	11.14	11.40	11.31
		12	6	12.00	11.27	11.15	11.40	11.31
		12	13	12.00	11.28	11.16	11.40	11.32
		25	0	12.00	11.17	11.12	11.34	11.22
	16QAM	1	0	12.00	11.37	11.33	11.51	11.40
		1	13	12.00	11.37	11.31	11.52	11.41
		1	24	12.00	11.39	11.33	11.52	11.40
		12	0	12.00	11.32	11.20	11.42	11.36
		12	6	12.00	11.31	11.20	11.42	11.36
		12	13	12.00	11.32	11.20	11.42	11.36
		25	0	12.00	11.04	10.96	11.16	11.07
	64QAM	1	0	12.00	11.38	11.25	11.55	11.40
		1	13	12.00	11.40	11.26	11.55	11.39
		1	24	12.00	11.38	11.26	11.55	11.41
		12	0	12.00	11.38	11.27	11.49	11.45
		12	6	12.00	11.38	11.26	11.48	11.44
		12	13	12.00	11.39	11.26	11.49	11.44
		25	0	12.00	11.19	11.12	11.32	11.24
Bandwidth	Modulation	RB size	RB offset	Tune-up	Channel	Channel	Channel	Channel
10MHz	QPSK	1	0	12.00	11.31	11.24	11.45	11.31
		1	25	12.00	11.32	11.25	11.45	11.32
		1	49	12.00	11.31	11.24	11.45	11.32
		25	0	12.00	11.24	11.15	11.39	11.33
		25	13	12.00	11.24	11.14	11.39	11.33
		25	25	12.00	11.24	11.15	11.38	11.32
		50	0	12.00	11.17	11.11	11.31	11.27
	16QAM	1	0	12.00	11.63	11.53	11.77	11.64
		1	25	12.00	11.63	11.53	11.77	11.64
		1	49	12.00	11.64	11.53	11.77	11.64
		25	0	12.00	11.16	11.08	11.30	11.27
		25	13	12.00	11.16	11.09	11.29	11.22
		25	25	12.00	11.16	11.07	11.30	11.27
		50	0	12.00	11.17	11.16	11.30	11.29
	64QAM	1	0	12.00	11.42	11.24	11.58	11.38
		1	25	12.00	11.42	11.26	11.58	11.38
		1	49	12.00	11.42	11.24	11.58	11.38
		25	0	12.00	11.23	11.15	11.46	11.27
		25	13	12.00	11.23	11.15	11.46	11.27
		25	25	12.00	11.23	11.15	11.46	11.28
		50	0	12.00	11.10	11.09	11.28	11.25
Bandwidth	Modulation	RB size	RB offset	Tune-up	Channel	Channel	Channel	Channel
				Max.	40190CH	40523CH	40856CH	41190CH

Bandwidth	Modulation	RB size	RB offset	Tune-up	Channel	Channel	Channel	Channel
				Max.	40215CH	40523CH	40840CH	41165CH
15MHz	QPSK	1	0	12.00	11.36	11.25	11.42	11.36
		1	38	12.00	11.35	11.25	11.42	11.37
		1	74	12.00	11.35	11.24	11.43	11.36
		36	0	12.00	11.29	11.16	11.40	11.30
		36	18	12.00	11.28	11.15	11.41	11.30
		36	39	12.00	11.29	11.15	11.41	11.30
		75	0	12.00	11.14	11.14	11.30	11.20
	16QAM	1	0	12.00	11.29	11.19	11.39	11.33
		1	38	12.00	11.29	11.18	11.38	11.33
		1	74	12.00	11.29	11.18	11.39	11.33
		36	0	12.00	11.15	11.14	11.34	11.27
		36	18	12.00	11.16	11.14	11.34	11.28
		36	39	12.00	11.15	11.14	11.34	11.28
		75	0	12.00	11.08	11.14	11.24	11.22
	64QAM	1	0	12.00	11.39	11.26	11.48	11.36
		1	38	12.00	11.39	11.26	11.48	11.36
		1	74	12.00	11.38	11.26	11.48	11.37
		36	0	12.00	11.22	11.16	11.36	11.30
		36	18	12.00	11.21	11.16	11.35	11.30
		36	39	12.00	11.22	11.15	11.35	11.30
		75	0	12.00	11.14	11.20	11.31	11.27
Bandwidth	Modulation	RB size	RB offset	Tune-up	Channel	Channel	Channel	Channel
				Max.	40240CH	40540CH	40840CH	41140CH
20MHz	QPSK	1	0	12.00	11.11	11.00	11.16	11.13
		1	50	12.00	11.12	11.00	11.16	11.13
		1	99	12.00	11.10	11.00	11.16	11.14
		50	0	12.00	11.24	11.23	11.37	11.33
		50	25	12.00	11.23	11.22	11.40	11.34
		50	50	12.00	11.25	11.22	11.40	11.33
		100	0	12.00	11.13	11.18	11.36	11.28
	16QAM	1	0	12.00	11.28	11.18	11.31	11.29
		1	50	12.00	11.27	11.18	11.31	11.30
		1	99	12.00	11.28	11.18	11.31	11.30
		50	0	12.00	11.17	11.20	11.33	11.29
		50	25	12.00	11.17	11.21	11.35	11.28
		50	50	12.00	11.16	11.19	11.33	11.29
		100	0	12.00	11.06	11.14	11.31	11.21
	64QAM	1	0	12.00	11.28	11.15	11.30	11.27
		1	50	12.00	11.26	11.14	11.30	11.27
		1	99	12.00	11.27	11.14	11.30	11.27
		50	0	12.00	11.17	11.25	11.34	11.28
		50	25	12.00	11.17	11.24	11.34	11.29
		50	50	12.00	11.17	11.24	11.35	11.28
		100	0	12.00	11.17	11.21	11.45	11.31



Table 91: Conducted power measurement results of LTE Band 41 (Second Antenna+WiFi Antenna, Receiver ON)

Bandwidth	Modulation	RB size	RB offset	Tune-up		Channel	Channel	Channel	Channel
				Min.	Max.	40165CH	40515CH	40865CH	41215CH
5MHz	QPSK	1	0	17.50	20.50	19.55	19.47	19.74	19.60
		1	13	17.50	20.50	19.53	19.49	19.76	19.58
		1	24	17.50	20.50	19.57	19.48	19.80	19.69
		12	0	17.50	20.50	19.65	19.55	19.69	19.78
		12	6	17.50	20.50	19.63	19.54	19.69	19.77
		12	13	17.50	20.50	19.61	19.53	19.69	19.76
		25	0	17.50	20.50	19.47	19.49	19.61	19.72
	16QAM	1	0	17.50	20.50	19.90	19.86	20.15	20.13
		1	13	17.50	20.50	19.90	19.85	20.14	20.12
		1	24	17.50	20.50	19.90	19.85	20.14	20.11
		12	0	17.50	20.50	19.68	19.53	19.88	19.83
		12	6	17.50	20.50	19.68	19.53	19.88	19.85
		12	13	17.50	20.50	19.68	19.52	19.88	19.84
		25	0	17.50	20.50	19.53	19.33	19.74	19.58
	64QAM	1	0	17.50	20.50	19.79	19.66	19.95	19.87
		1	13	17.50	20.50	19.78	19.65	19.95	19.87
		1	24	17.50	20.50	19.79	19.64	19.95	19.87
		12	0	17.50	20.50	19.66	19.49	19.81	19.73
		12	6	17.50	20.50	19.65	19.49	19.81	19.73
		12	13	17.50	20.50	19.68	19.61	19.80	19.73
		25	0	17.50	20.50	19.64	19.53	19.75	19.70
Bandwidth	Modulation	RB size	RB offset	Tune-up		Channel	Channel	Channel	Channel
				Min.	Max.	40190CH	40523CH	40856CH	41190CH
10MHz	QPSK	1	0	17.50	20.50	19.77	19.72	19.97	19.85
		1	25	17.50	20.50	19.77	19.71	19.96	19.85
		1	49	17.50	20.50	19.77	19.70	19.97	19.85
		25	0	17.50	20.50	19.70	19.54	19.80	19.83
		25	13	17.50	20.50	19.71	19.53	19.80	19.84
		25	25	17.50	20.50	19.71	19.51	19.80	19.84
		50	0	17.50	20.50	19.52	19.54	19.64	19.61
	16QAM	1	0	17.50	20.50	19.80	19.69	19.94	19.94
		1	25	17.50	20.50	19.68	19.68	19.93	19.93
		1	49	17.50	20.50	19.69	19.67	19.93	19.93
		25	0	17.50	20.50	19.70	19.58	19.82	19.78
		25	13	17.50	20.50	19.70	19.58	19.84	19.78
		25	25	17.50	20.50	19.70	19.58	19.85	19.76
		50	0	17.50	20.50	19.49	19.46	19.70	19.74
	64QAM	1	0	17.50	20.50	19.83	19.82	19.95	19.89
		1	25	17.50	20.50	19.83	19.81	19.94	19.89
		1	49	17.50	20.50	19.84	19.80	19.94	19.89
		25	0	17.50	20.50	19.64	19.57	19.84	19.77
		25	13	17.50	20.50	19.64	19.59	19.84	19.77
		25	25	17.50	20.50	19.64	19.57	19.84	19.76
		50	0	17.50	20.50	19.49	19.59	19.70	19.60

Bandwidth	Modulation	RB size	RB offset	Tune-up		Channel	Channel	Channel	Channel
				Min.	Max.	40215CH	40523CH	40840CH	41165CH
15MHz	QPSK	1	0	17.50	20.50	19.70	19.60	19.85	19.79
		1	38	17.50	20.50	19.70	19.60	19.84	19.79
		1	74	17.50	20.50	19.70	19.61	19.84	19.79
		36	0	17.50	20.50	19.64	19.62	19.86	19.79
		36	18	17.50	20.50	19.64	19.61	19.86	19.78
		36	39	17.50	20.50	19.64	19.61	19.86	19.78
		75	0	17.50	20.50	19.48	19.58	19.77	19.76
	16QAM	1	0	17.50	20.50	19.61	19.47	19.67	19.67
		1	38	17.50	20.50	19.63	19.47	19.69	19.67
		1	74	17.50	20.50	19.63	19.47	19.70	19.67
		36	0	17.50	20.50	19.52	19.53	19.74	19.71
		36	18	17.50	20.50	19.52	19.58	19.74	19.71
		36	39	17.50	20.50	19.53	19.61	19.74	19.71
		75	0	17.50	20.50	19.46	19.54	19.72	19.65
	64QAM	1	0	17.50	20.50	19.83	19.65	19.92	19.93
		1	38	17.50	20.50	19.83	19.64	19.94	19.93
		1	74	17.50	20.50	19.83	19.64	19.93	19.94
		36	0	17.50	20.50	19.67	19.61	19.85	19.79
		36	18	17.50	20.50	19.67	19.64	19.84	19.78
		36	39	17.50	20.50	19.65	19.64	19.84	19.78
		75	0	17.50	20.50	19.52	19.60	19.79	19.69
Bandwidth	Modulation	RB size	RB offset	Tune-up		Channel	Channel	Channel	Channel
				Min.	Max.	40240CH	40540CH	40840CH	41140CH
20MHz	QPSK	1	0	17.50	20.50	19.51	19.43	19.73	19.55
		1	50	17.50	20.50	19.50	19.43	19.74	19.56
		1	99	17.50	20.50	19.50	19.43	<b>19.76</b>	19.53
		50	0	17.50	20.50	19.57	19.73	19.85	19.74
		50	25	17.50	20.50	19.58	19.72	19.85	19.73
		50	50	17.50	20.50	19.58	19.71	<b>19.86</b>	19.73
		100	0	17.50	20.50	19.53	19.54	19.80	19.76
	16QAM	1	0	17.50	20.50	19.97	19.84	20.04	19.96
		1	50	17.50	20.50	19.98	19.83	20.02	19.97
		1	99	17.50	20.50	19.98	19.83	20.03	19.98
		50	0	17.50	20.50	19.49	19.63	19.78	19.66
		50	25	17.50	20.50	19.49	19.65	19.78	19.65
		50	50	17.50	20.50	19.50	19.65	19.78	19.76
		100	0	17.50	20.50	19.47	19.63	19.75	19.67
	64QAM	1	0	17.50	20.50	19.72	19.64	19.81	19.71
		1	50	17.50	20.50	19.73	19.63	19.80	19.72
		1	99	17.50	20.50	19.72	19.63	19.82	19.72
		50	0	17.50	20.50	19.63	19.62	19.79	19.76
		50	25	17.50	20.50	19.63	19.65	19.80	19.76
		50	50	17.50	20.50	19.63	19.65	19.80	19.75
		100	0	17.50	20.50	19.52	19.65	19.85	19.79

Table 92: Conducted power measurement results of LTE Band 41 (Second Antenna+WiFi Antenna, Receiver OFF)

### 7.1.28 Conducted power measurements of LTE Band 41 (Main Antenna)

Bandwidth	Modulation	RB size	RB offset	Tune-up		Channel	Channel	Channel	Channel
				Min.	Max.	40165CH	40515CH	40865CH	41215CH
5MHz	QPSK	1	0	21.00	24.00	23.37	23.27	23.39	23.32
		1	13	21.00	24.00	23.29	23.29	23.42	23.29
		1	24	21.00	24.00	23.49	23.41	23.41	23.28
		12	0	20.00	23.00	22.36	22.08	22.42	22.27
		12	6	20.00	23.00	22.48	22.35	22.42	22.27
		12	13	20.00	23.00	22.59	22.08	22.41	22.27
		25	0	20.00	23.00	22.41	22.15	22.39	22.19
	16QAM	1	0	20.00	23.00	22.42	22.35	22.54	22.34
		1	13	20.00	23.00	22.35	22.35	22.53	22.32
		1	24	20.00	23.00	22.35	22.34	22.53	22.32
		12	0	19.00	22.00	21.20	21.21	21.39	21.24
		12	6	19.00	22.00	21.21	21.21	21.40	21.25
		12	13	19.00	22.00	21.21	21.22	21.39	21.25
		25	0	19.00	22.00	21.09	21.05	21.20	21.03
	64QAM	1	0	19.00	22.00	21.36	21.26	21.44	21.31
		1	13	19.00	22.00	21.32	21.26	21.44	21.30
		1	24	19.00	22.00	21.29	21.25	21.44	21.29
		12	0	18.00	21.00	20.32	20.16	20.45	20.29
		12	6	18.00	21.00	20.32	20.19	20.44	20.30
		12	13	18.00	21.00	20.32	20.15	20.45	20.26
		25	0	18.00	21.00	20.12	20.18	20.43	20.18
Bandwidth	Modulation	RB size	RB offset	Tune-up		Channel	Channel	Channel	Channel
				Min.	Max.	40190CH	40523CH	40856CH	41190CH
10MHz	QPSK	1	0	21.00	24.00	23.39	23.33	23.48	23.27
		1	25	21.00	24.00	23.37	23.32	23.47	23.30
		1	49	21.00	24.00	23.37	23.43	23.49	23.31
		25	0	20.00	23.00	22.32	22.21	22.43	22.22
		25	13	20.00	23.00	22.32	22.22	22.43	22.22
		25	25	20.00	23.00	22.32	22.22	22.43	22.22
		50	0	20.00	23.00	22.18	22.15	22.27	22.16
	16QAM	1	0	20.00	23.00	22.60	22.60	22.68	22.50
		1	25	20.00	23.00	22.60	22.59	22.68	22.54
		1	49	20.00	23.00	22.61	22.59	22.67	22.54
		25	0	19.00	22.00	21.20	21.12	21.31	21.13
		25	13	19.00	22.00	21.20	21.13	21.32	21.15
		25	25	19.00	22.00	21.21	21.13	21.32	21.15
		50	0	19.00	22.00	21.15	21.18	21.29	21.16
	64QAM	1	0	19.00	22.00	21.33	21.26	21.40	21.22
		1	25	19.00	22.00	21.33	21.29	21.40	21.21
		1	49	19.00	22.00	21.32	21.29	21.44	21.20
		25	0	18.00	21.00	20.23	20.27	20.35	20.31
		25	13	18.00	21.00	20.28	20.28	20.44	20.31
		25	25	18.00	21.00	20.29	20.27	20.45	20.31
		50	0	18.00	21.00	20.13	20.15	20.30	20.14

Bandwidth	Modulation	RB size	RB offset	Tune-up		Channel	Channel	Channel	Channel
				Min.	Max.	40215CH	40523CH	40840CH	41165CH
15MHz	QPSK	1	0	21.00	24.00	23.23	23.38	23.46	23.29
		1	38	21.00	24.00	23.33	23.37	23.37	23.29
		1	74	21.00	24.00	23.31	23.36	23.45	23.29
		36	0	20.00	23.00	22.23	22.14	22.48	22.26
		36	18	20.00	23.00	22.24	22.15	22.49	22.26
		36	39	20.00	23.00	22.24	22.15	22.49	22.26
		75	0	20.00	23.00	22.18	22.25	22.44	22.19
	16QAM	1	0	20.00	23.00	22.79	22.70	22.81	22.73
		1	38	20.00	23.00	22.79	22.68	22.88	22.72
		1	74	20.00	23.00	22.79	22.68	22.88	22.72
		36	0	19.00	22.00	21.16	21.15	21.40	21.30
		36	18	19.00	22.00	21.17	21.15	21.40	21.31
		36	39	19.00	22.00	21.17	21.15	21.41	21.31
		75	0	19.00	22.00	21.14	21.14	21.30	21.14
	64QAM	1	0	19.00	22.00	21.40	21.28	21.37	21.30
		1	38	19.00	22.00	21.39	21.28	21.49	21.30
		1	74	19.00	22.00	21.38	21.27	21.49	21.30
		36	0	18.00	21.00	20.34	20.39	20.34	20.32
		36	18	18.00	21.00	20.34	20.39	20.35	20.32
		36	39	18.00	21.00	20.35	20.39	20.36	20.30
		75	0	18.00	21.00	20.18	20.28	20.29	20.25
Bandwidth	Modulation	RB size	RB offset	Tune-up		Channel	Channel	Channel	Channel
				Min.	Max.	40240CH	40540CH	40840CH	41140CH
20MHz	QPSK	1	0	21.00	24.00	23.19	23.14	<b>23.24</b>	23.18
		1	50	21.00	24.00	23.17	23.14	23.23	23.20
		1	99	21.00	24.00	23.15	23.13	23.22	23.19
		50	0	20.00	23.00	22.26	22.37	22.52	22.32
		50	25	20.00	23.00	22.21	22.36	22.52	22.32
		50	50	20.00	23.00	22.22	22.36	<b>22.53</b>	22.32
		100	0	20.00	23.00	22.16	22.21	22.33	22.21
	16QAM	1	0	20.00	23.00	22.27	22.33	22.43	22.23
		1	50	20.00	23.00	22.27	22.22	22.42	22.23
		1	99	20.00	23.00	22.26	22.22	22.41	22.23
		50	0	19.00	22.00	21.20	21.27	21.40	21.28
		50	25	19.00	22.00	21.14	21.27	21.41	21.27
		50	50	19.00	22.00	21.13	21.27	21.41	21.27
		100	0	19.00	22.00	21.13	21.22	21.27	21.21
	64QAM	1	0	19.00	22.00	21.21	21.25	21.33	21.16
		1	50	19.00	22.00	21.20	21.11	21.37	21.17
		1	99	19.00	22.00	21.19	21.16	21.36	21.16
		50	0	18.00	21.00	20.20	20.30	20.37	20.30
		50	25	18.00	21.00	20.20	20.30	20.37	20.29
		50	50	18.00	21.00	20.21	20.29	20.37	20.29
		100	0	18.00	21.00	20.16	20.34	20.23	20.31

Table 93: Conducted power measurement results of LTE Band 41

### 7.1.29 Conducted power measurements of LTE Band 66 (Second Antenna)

Bandwidth	Modulation	RB size	RB offset	Tune-up	Channel	Channel	Channel	
				Max.	131979CH	132322CH	132665CH	
1.4MHz	QPSK	1	0	22.00	20.82	20.71	20.68	
		1	3	22.00	20.42	20.72	20.66	
		1	5	22.00	20.79	20.64	20.69	
		3	0	22.00	20.50	20.69	20.73	
		3	2	22.00	20.80	20.74	20.76	
		3	3	22.00	20.72	20.67	20.68	
		6	0	22.00	20.70	20.71	20.74	
	16QAM	1	0	22.00	20.97	21.04	21.03	
		1	3	22.00	21.05	21.03	20.93	
		1	5	22.00	21.05	21.04	21.03	
		3	0	22.00	20.84	20.81	20.80	
		3	2	22.00	20.80	20.78	20.80	
		3	3	22.00	20.80	20.80	20.82	
		6	0	22.00	20.72	20.72	20.74	
	64QAM	1	0	22.00	20.75	20.91	20.68	
		1	3	22.00	20.78	20.90	20.64	
		1	5	22.00	20.71	20.82	20.58	
		3	0	22.00	20.71	20.79	20.53	
		3	2	22.00	20.69	20.74	20.48	
		3	3	22.00	20.67	20.70	20.43	
		6	0	21.50	19.99	19.92	20.13	
	Bandwidth	Modulation	RB size	RB offset	Tune-up	Channel	Channel	Channel
					Max.	131987CH	132322CH	132657CH
	3MHz	QPSK	1	0	22.00	20.63	20.68	20.62
1			7	22.00	20.73	20.75	20.75	
1			14	22.00	20.69	20.69	20.71	
8			0	22.00	20.74	20.72	20.74	
8			4	22.00	20.73	20.72	20.71	
8			7	22.00	20.70	20.70	20.70	
15			0	22.00	20.67	20.71	20.71	
16QAM		1	0	22.00	20.98	20.99	20.98	
		1	7	22.00	21.02	21.02	21.02	
		1	14	22.00	20.93	20.93	20.91	
		8	0	22.00	20.75	20.70	20.64	
		8	4	22.00	20.65	20.69	20.68	
		8	7	22.00	20.76	20.76	20.73	
		15	0	22.00	20.66	20.66	20.60	
64QAM		1	0	22.00	20.75	20.91	20.68	
		1	7	22.00	20.79	20.88	20.66	
		1	14	22.00	20.75	20.81	20.62	
		8	0	21.50	19.94	20.04	19.58	
		8	4	21.50	20.00	20.05	19.91	
		8	7	21.50	20.04	20.04	20.05	
		15	0	21.50	20.02	19.95	20.11	

Bandwidth	Modulation	RB size	RB offset	Tune-up	Channel	Channel	Channel
-----------	------------	---------	-----------	---------	---------	---------	---------

				Max.	131997CH	132322CH	132647CH
5MHz	QPSK	1	0	22.00	20.67	20.59	20.68
		1	13	22.00	20.70	20.69	20.68
		1	24	22.00	20.41	20.41	20.42
		12	0	22.00	20.73	20.73	20.60
		12	6	22.00	20.72	20.73	20.73
		12	13	22.00	20.59	20.71	20.70
		25	0	22.00	20.65	20.70	20.69
	16QAM	1	0	22.00	20.99	20.98	21.00
		1	13	22.00	20.93	20.93	20.93
		1	24	22.00	20.62	20.67	20.68
		12	0	22.00	20.70	20.69	20.70
		12	6	22.00	20.66	20.75	20.74
		12	13	22.00	20.57	20.70	20.71
		25	0	22.00	20.52	20.62	20.63
	64QAM	1	0	22.00	20.77	20.89	20.67
		1	13	22.00	20.75	20.92	20.66
		1	24	22.00	20.71	20.82	20.62
		12	0	21.50	19.97	20.03	19.59
		12	6	21.50	20.02	20.05	19.90
		12	13	21.50	20.05	20.05	20.05
		25	0	21.50	20.00	19.95	20.12
Bandwidth	Modulation	RB size	RB offset	Tune-up Max.	Channel 132022CH	Channel 132322CH	Channel 132622CH
10MHz	QPSK	1	0	22.00	20.66	20.57	20.67
		1	25	22.00	20.27	20.24	20.27
		1	49	22.00	20.66	20.66	20.67
		25	0	22.00	20.67	20.71	20.70
		25	13	22.00	20.66	20.69	20.67
		25	25	22.00	20.76	20.76	20.76
		50	0	22.00	20.70	20.66	20.66
	16QAM	1	0	22.00	20.96	20.99	20.92
		1	25	22.00	20.41	20.57	20.56
		1	49	22.00	20.86	20.97	20.99
		25	0	22.00	20.51	20.46	20.58
		25	13	22.00	20.48	20.44	20.46
		25	25	22.00	20.58	20.58	20.60
		50	0	22.00	20.59	20.45	20.60
	64QAM	1	0	22.00	20.77	20.89	20.65
		1	25	22.00	20.78	20.89	20.66
		1	49	22.00	20.72	20.79	20.60
		25	0	21.50	19.94	20.03	19.57
		25	13	21.50	19.99	20.10	19.91
		25	25	21.50	20.07	20.01	20.04
		50	0	21.50	20.00	19.94	20.09

Bandwidth	Modulation	RB size	RB offset	Tune-up	Channel	Channel	Channel	
				Max.	132047CH	132322CH	132597CH	
15MHz	QPSK	1	0	22.00	20.70	20.79	20.66	
		1	38	22.00	20.71	20.73	20.69	
		1	74	22.00	20.70	20.75	20.59	
		36	0	22.00	20.79	20.59	20.75	
		36	18	22.00	20.77	20.70	20.71	
		36	39	22.00	20.78	20.73	20.67	
		75	0	22.00	20.80	20.62	20.73	
	16QAM	1	0	22.00	20.81	20.97	20.72	
		1	38	22.00	20.83	20.95	20.71	
		1	74	22.00	20.79	20.86	20.66	
		36	0	22.00	20.73	20.73	20.67	
		36	18	22.00	20.70	20.69	20.61	
		36	39	22.00	20.71	20.70	20.64	
		75	0	22.00	20.73	20.57	20.69	
	64QAM	1	0	22.00	20.76	20.93	20.66	
		1	38	22.00	20.78	20.89	20.68	
		1	74	22.00	20.75	20.79	20.62	
		36	0	21.50	19.94	20.06	19.59	
		36	18	21.50	19.99	20.08	19.93	
		36	39	21.50	20.04	20.03	20.06	
		75	0	21.50	19.98	19.92	20.13	
	Bandwidth	Modulation	RB size	RB offset	Tune-up	Channel	Channel	Channel
					Max.	132072CH	132322CH	132572CH
	20MHz	QPSK	1	0	22.00	<b>20.90</b>	<b>20.86</b>	20.76
1			50	22.00	20.06	20.28	20.29	
1			99	22.00	20.85	20.77	<b>20.78</b>	
50			0	22.00	<b>20.83</b>	20.70	20.70	
50			25	22.00	20.76	20.72	20.66	
50			50	22.00	20.81	20.74	20.71	
100			0	22.00	20.82	20.73	20.73	
16QAM		1	0	22.00	21.20	20.99	21.01	
		1	50	22.00	20.78	20.08	20.61	
		1	99	22.00	21.14	20.95	21.10	
		50	0	22.00	20.73	20.69	20.62	
		50	25	22.00	20.67	20.57	20.61	
		50	50	22.00	20.72	20.69	20.65	
		100	0	22.00	20.79	20.68	20.68	
64QAM		1	0	22.00	20.77	20.89	20.66	
		1	50	22.00	20.75	20.87	20.64	
		1	99	22.00	20.74	20.83	20.59	
		50	0	21.50	20.01	20.10	19.63	
		50	25	21.50	20.06	20.13	19.96	
		50	50	21.50	20.10	20.09	20.11	
		100	0	21.50	20.06	19.98	20.16	

Table 94: Conducted power measurement results of LTE Band 66 (Full Power)

Bandwidth	Modulation	RB size	RB offset	Tune-up	Channel	Channel	Channel
				Max.	131979CH	132322CH	132665CH
1.4MHz	QPSK	1	0	15.50	14.22	14.01	14.13
		1	3	15.50	13.83	14.16	14.16
		1	5	15.50	14.21	14.21	14.20
		3	0	15.50	14.15	14.10	14.10
		3	2	15.50	14.35	14.12	14.15
		3	3	15.50	14.26	14.18	14.20
		6	0	15.50	14.26	14.17	14.11
	16QAM	1	0	15.50	14.33	14.43	14.43
		1	3	15.50	14.43	14.45	14.48
		1	5	15.50	14.47	14.45	14.43
		3	0	15.50	14.22	14.16	14.18
		3	2	15.50	14.30	14.19	14.32
		3	3	15.50	14.26	14.28	14.26
		6	0	15.50	14.22	14.21	14.23
	64QAM	1	0	15.50	14.35	14.18	14.02
		1	3	15.50	14.32	14.18	14.10
		1	5	15.50	14.14	14.23	14.10
		3	0	15.50	14.12	14.04	14.02
		3	2	15.50	14.04	13.97	13.98
		3	3	15.50	14.09	14.12	14.10
		6	0	15.50	14.19	14.00	14.01
Bandwidth	Modulation	RB size	RB offset	Tune-up	Channel	Channel	Channel
3MHz	QPSK	1	0	15.50	14.09	14.06	14.06
		1	7	15.50	14.20	14.19	14.18
		1	14	15.50	14.05	14.06	14.19
		8	0	15.50	14.11	14.09	14.09
		8	4	15.50	14.19	14.17	14.21
		8	7	15.50	14.11	14.11	14.10
		15	0	15.50	14.10	14.13	14.12
	16QAM	1	0	15.50	14.38	14.36	14.37
		1	7	15.50	14.46	14.48	14.46
		1	14	15.50	14.33	14.34	14.32
		8	0	15.50	14.15	14.14	14.08
		8	4	15.50	14.19	14.23	14.17
		8	7	15.50	14.26	14.19	14.27
		15	0	15.50	14.09	14.08	14.11
	64QAM	1	0	15.50	14.33	14.16	14.04
		1	7	15.50	14.32	14.22	14.08
		1	14	15.50	14.18	14.26	14.06
		8	0	15.50	14.12	14.04	13.98
		8	4	15.50	14.07	13.98	13.96
		8	7	15.50	14.10	14.11	14.07
		15	0	15.50	14.17	14.02	14.04
		15	0	15.50	14.17	14.02	14.04



Bandwidth	Modulation	RB size	RB offset	Tune-up	Channel	Channel	Channel
				Max.	131997CH	132322CH	132647CH
5MHz	QPSK	1	0	15.50	14.04	14.05	14.04
		1	13	15.50	14.05	14.03	14.05
		1	24	15.50	13.88	13.91	13.91
		12	0	15.50	14.10	14.19	14.17
		12	6	15.50	14.08	14.20	14.20
		12	13	15.50	14.17	14.17	14.19
		25	0	15.50	14.08	14.16	14.09
	16QAM	1	0	15.50	14.50	14.36	14.36
		1	13	15.50	14.33	14.34	14.32
		1	24	15.50	14.09	14.06	14.10
		12	0	15.50	14.05	14.13	14.13
		12	6	15.50	14.21	14.10	14.11
		12	13	15.50	14.16	14.16	14.15
		25	0	15.50	14.09	14.00	13.99
	64QAM	1	0	15.50	14.35	14.16	14.01
		1	13	15.50	14.29	14.18	14.08
		1	24	15.50	14.16	14.23	14.06
		12	0	15.50	14.12	14.06	13.99
		12	6	15.50	14.05	13.98	13.97
		12	13	15.50	14.08	14.13	14.06
		25	0	15.50	14.16	14.01	14.00
Bandwidth	Modulation	RB size	RB offset	Tune-up	Channel	Channel	Channel
				Max.	132022CH	132322CH	132622CH
10MHz	QPSK	1	0	15.50	14.06	14.04	14.03
		1	25	15.50	13.77	13.72	13.75
		1	49	15.50	14.05	14.11	14.05
		25	0	15.50	14.08	14.13	14.13
		25	13	15.50	14.05	14.13	14.12
		25	25	15.50	14.13	14.13	14.12
		50	0	15.50	14.05	14.14	14.14
	16QAM	1	0	15.50	14.43	14.40	14.42
		1	25	15.50	13.91	14.10	14.04
		1	49	15.50	14.27	14.31	14.35
		25	0	15.50	14.08	14.05	14.08
		25	13	15.50	14.03	14.00	14.03
		25	25	15.50	14.08	14.07	13.96
		50	0	15.50	14.05	13.99	14.05
	64QAM	1	0	15.50	14.35	14.16	14.02
		1	25	15.50	14.30	14.18	14.08
		1	49	15.50	14.18	14.24	14.08
		25	0	15.50	14.12	14.04	14.02
		25	13	15.50	14.03	13.99	13.98
		25	25	15.50	14.06	14.11	14.08
		50	0	15.50	14.17	13.99	14.04

Bandwidth	Modulation	RB size	RB offset	Tune-up	Channel	Channel	Channel
				Max.	132047CH	132322CH	132597CH
15MHz	QPSK	1	0	15.50	14.23	14.26	14.02
		1	38	15.50	14.19	14.22	14.08
		1	74	15.50	14.13	14.15	14.03
		36	0	15.50	14.23	14.13	14.15
		36	18	15.50	14.24	14.09	14.15
		36	39	15.50	14.27	14.14	14.13
		75	0	15.50	14.28	14.10	14.17
	16QAM	1	0	15.50	14.39	14.23	14.07
		1	38	15.50	14.36	14.25	14.14
		1	74	15.50	14.21	14.30	14.13
		36	0	15.50	14.17	14.10	14.06
		36	18	15.50	14.11	14.04	14.02
		36	39	15.50	14.14	14.16	14.14
		75	0	15.50	14.22	14.06	14.08
	64QAM	1	0	15.50	14.31	14.16	14.02
		1	38	15.50	14.29	14.22	14.10
		1	74	15.50	14.16	14.22	14.10
		36	0	15.50	14.13	14.03	14.01
		36	18	15.50	14.05	14.00	13.95
		36	39	15.50	14.07	14.09	14.07
		75	0	15.50	14.15	14.02	14.01
Bandwidth	Modulation	RB size	RB offset	Tune-up	Channel	Channel	Channel
20MHz	QPSK	1	0	15.50	<b>14.31</b>	<b>14.22</b>	14.14
		1	50	15.50	13.74	13.76	13.80
		1	99	15.50	14.30	14.18	<b>14.23</b>
		50	0	15.50	<b>14.33</b>	14.12	14.10
		50	25	15.50	14.26	14.19	14.06
		50	50	15.50	14.18	14.11	14.09
		100	0	15.50	14.27	14.16	14.10
	16QAM	1	0	15.50	14.55	14.49	14.34
		1	50	15.50	14.34	13.48	14.14
		1	99	15.50	14.51	14.36	14.52
		50	0	15.50	14.12	14.06	14.01
		50	25	15.50	14.14	14.12	14.06
		50	50	15.50	14.12	14.16	14.05
		100	0	15.50	14.14	14.17	14.06
	64QAM	1	0	15.50	14.34	14.18	13.99
		1	50	15.50	14.31	14.18	14.09
		1	99	15.50	14.14	14.23	14.09
		50	0	15.50	14.12	14.02	14.01
		50	25	15.50	14.07	13.96	13.98
		50	50	15.50	14.08	14.11	14.11
		100	0	15.50	14.17	14.00	14.03

Table 95: Conducted power measurement results of LTE Band 66 (Receiver ON)

Bandwidth	Modulation	RB size	RB offset	Tune-up	Channel	Channel	Channel	
				Max.	131979CH	132322CH	132665CH	
1.4MHz	QPSK	1	0	13.00	11.74	11.57	11.64	
		1	3	13.00	11.43	11.64	11.63	
		1	5	13.00	11.71	11.73	11.72	
		3	0	13.00	11.53	11.59	11.62	
		3	2	13.00	11.57	11.65	11.66	
		3	3	13.00	11.66	11.64	11.73	
		6	0	13.00	11.58	11.68	11.63	
	16QAM	1	0	13.00	11.90	12.03	12.03	
		1	3	13.00	11.96	12.01	12.03	
		1	5	13.00	12.02	12.01	11.90	
		3	0	13.00	11.68	11.70	11.71	
		3	2	13.00	11.89	11.76	11.89	
		3	3	13.00	11.82	11.82	11.85	
		6	0	13.00	11.63	11.75	11.78	
	64QAM	1	0	13.00	11.70	11.75	11.51	
		1	3	13.00	11.82	11.83	11.61	
		1	5	13.00	11.70	11.71	11.61	
		3	0	13.00	11.69	11.52	11.45	
		3	2	13.00	11.65	11.66	11.46	
		3	3	13.00	11.68	11.66	11.59	
		6	0	13.00	11.68	11.47	11.56	
	Bandwidth	Modulation	RB size	RB offset	Tune-up	Channel	Channel	Channel
					Max.	131987CH	132322CH	132657CH
	3MHz	QPSK	1	0	13.00	11.59	11.55	11.59
1			7	13.00	11.77	11.76	11.76	
1			14	13.00	11.54	11.61	11.68	
8			0	13.00	11.59	11.57	11.60	
8			4	13.00	11.75	11.75	11.75	
8			7	13.00	11.56	11.57	11.56	
15			0	13.00	11.61	11.64	11.63	
16QAM		1	0	13.00	11.89	11.86	11.89	
		1	7	13.00	12.05	12.07	12.07	
		1	14	13.00	11.87	11.88	11.86	
		8	0	13.00	11.63	11.62	11.62	
		8	4	13.00	11.77	11.76	11.76	
		8	7	13.00	11.64	11.70	11.65	
		15	0	13.00	11.69	11.68	11.64	
64QAM		1	0	13.00	11.72	11.74	11.50	
		1	7	13.00	11.80	11.82	11.61	
		1	14	13.00	11.73	11.75	11.63	
		8	0	13.00	11.72	11.52	11.45	
		8	4	13.00	11.66	11.66	11.44	
		8	7	13.00	11.67	11.64	11.61	
		15	0	13.00	11.71	11.49	11.58	

Bandwidth	Modulation	RB size	RB offset	Tune-up	Channel	Channel	Channel
				Max.	131997CH	132322CH	132647CH
5MHz	QPSK	1	0	13.00	11.55	11.57	11.54
		1	13	13.00	11.59	11.62	11.62
		1	24	13.00	11.41	11.42	11.39
		12	0	13.00	11.62	11.73	11.64
		12	6	13.00	11.58	11.69	11.69
		12	13	13.00	11.65	11.76	11.71
		25	0	13.00	11.58	11.67	11.64
	16QAM	1	0	13.00	11.99	11.87	11.86
		1	13	13.00	11.89	11.88	11.86
		1	24	13.00	11.61	11.62	11.58
		12	0	13.00	11.60	11.57	11.59
		12	6	13.00	11.65	11.64	11.67
		12	13	13.00	11.67	11.68	11.69
		25	0	13.00	11.61	11.46	11.46
	64QAM	1	0	13.00	11.71	11.73	11.53
		1	13	13.00	11.80	11.82	11.61
		1	24	13.00	11.72	11.76	11.62
		12	0	13.00	11.71	11.56	11.49
		12	6	13.00	11.63	11.63	11.47
		12	13	13.00	11.66	11.65	11.59
		25	0	13.00	11.68	11.48	11.60
Bandwidth	Modulation	RB size	RB offset	Tune-up	Channel	Channel	Channel
10MHz	QPSK	1	0	13.00	11.56	11.55	11.58
		1	25	13.00	11.18	11.17	11.16
		1	49	13.00	11.57	11.60	11.56
		25	0	13.00	11.64	11.70	11.68
		25	13	13.00	11.61	11.68	11.67
		25	25	13.00	11.67	11.73	11.75
		50	0	13.00	11.63	11.71	11.69
	16QAM	1	0	13.00	11.96	11.93	11.95
		1	25	13.00	11.49	11.56	11.49
		1	49	13.00	11.82	11.89	11.88
		25	0	13.00	11.60	11.59	11.61
		25	13	13.00	11.53	11.53	11.54
		25	25	13.00	11.60	11.59	11.48
		50	0	13.00	11.58	11.56	11.58
	64QAM	1	0	13.00	11.72	11.73	11.49
		1	25	13.00	11.82	11.82	11.60
		1	49	13.00	11.74	11.73	11.61
		25	0	13.00	11.69	11.52	11.49
		25	13	13.00	11.63	11.65	11.43
		25	25	13.00	11.64	11.65	11.60
		50	0	13.00	11.69	11.49	11.56
Bandwidth	Modulation	RB size	RB offset	Tune-up	Channel	Channel	Channel
10MHz	QPSK	1	0	13.00	11.56	11.55	11.58
		1	25	13.00	11.18	11.17	11.16
		1	49	13.00	11.57	11.60	11.56
		25	0	13.00	11.64	11.70	11.68
		25	13	13.00	11.61	11.68	11.67
		25	25	13.00	11.67	11.73	11.75
		50	0	13.00	11.63	11.71	11.69
	16QAM	1	0	13.00	11.96	11.93	11.95
		1	25	13.00	11.49	11.56	11.49
		1	49	13.00	11.82	11.89	11.88
		25	0	13.00	11.60	11.59	11.61
		25	13	13.00	11.53	11.53	11.54
		25	25	13.00	11.60	11.59	11.48
		50	0	13.00	11.58	11.56	11.58
	64QAM	1	0	13.00	11.72	11.73	11.49
		1	25	13.00	11.82	11.82	11.60
		1	49	13.00	11.74	11.73	11.61
		25	0	13.00	11.69	11.52	11.49
		25	13	13.00	11.63	11.65	11.43
		25	25	13.00	11.64	11.65	11.60
		50	0	13.00	11.69	11.49	11.56

Bandwidth	Modulation	RB size	RB offset	Tune-up	Channel	Channel	Channel
				Max.	132047CH	132322CH	132597CH
15MHz	QPSK	1	0	13.00	11.73	11.71	11.54
		1	38	13.00	11.71	11.69	11.61
		1	74	13.00	11.57	11.64	11.54
		36	0	13.00	11.76	11.62	11.70
		36	18	13.00	11.80	11.63	11.63
		36	39	13.00	11.74	11.64	11.64
		75	0	13.00	11.79	11.60	11.65
	16QAM	1	0	13.00	11.78	11.80	11.56
		1	38	13.00	11.85	11.86	11.67
		1	74	13.00	11.77	11.79	11.68
		36	0	13.00	11.76	11.59	11.52
		36	18	13.00	11.71	11.69	11.51
		36	39	13.00	11.72	11.72	11.65
		75	0	13.00	11.74	11.55	11.64
	64QAM	1	0	13.00	11.73	11.75	11.52
		1	38	13.00	11.78	11.80	11.62
		1	74	13.00	11.70	11.75	11.62
		36	0	13.00	11.69	11.55	11.48
		36	18	13.00	11.63	11.63	11.46
		36	39	13.00	11.65	11.68	11.61
		75	0	13.00	11.69	11.50	11.56
Bandwidth	Modulation	RB size	RB offset	Tune-up	Channel	Channel	Channel
				Max.	132072CH	132322CH	132572CH
20MHz	QPSK	1	0	13.00	11.76	11.71	11.60
		1	50	13.00	11.26	11.29	11.23
		1	99	13.00	11.82	11.68	11.67
		50	0	13.00	11.75	11.63	11.60
		50	25	13.00	11.76	11.72	11.56
		50	50	13.00	11.66	11.66	11.64
		100	0	13.00	11.82	11.65	11.66
	16QAM	1	0	13.00	12.13	11.89	11.85
		1	50	13.00	11.81	11.16	11.68
		1	99	13.00	12.01	11.83	11.96
		50	0	13.00	11.66	11.57	11.53
		50	25	13.00	11.55	11.63	11.60
		50	50	13.00	11.61	11.60	11.58
		100	0	13.00	11.75	11.71	11.59
	64QAM	1	0	13.00	11.71	11.75	11.49
		1	50	13.00	11.82	11.81	11.63
		1	99	13.00	11.71	11.74	11.61
		50	0	13.00	11.72	11.51	11.48
		50	25	13.00	11.63	11.62	11.46
		50	50	13.00	11.64	11.69	11.61
		100	0	13.00	11.69	11.51	11.60

Table 96: Conducted power measurement results of LTE Band 66 (Second Antenna+WiFi Antenna, Receiver ON)

Bandwidth	Modulation	RB size	RB offset	Tune-up	Channel	Channel	Channel
				Max.	131979CH	132322CH	132665CH
1.4MHz	QPSK	1	0	19.50	18.20	18.03	18.16
		1	3	19.50	17.92	18.15	18.15
		1	5	19.50	18.19	18.10	18.09
		3	0	19.50	18.05	18.07	18.06
		3	2	19.50	18.06	18.18	18.15
		3	3	19.50	18.21	18.08	18.08
		6	0	19.50	18.00	18.24	18.13
	16QAM	1	0	19.50	18.36	18.46	18.45
		1	3	19.50	18.46	18.50	18.38
		1	5	19.50	18.50	18.50	18.51
		3	0	19.50	18.16	18.17	18.24
		3	2	19.50	18.24	18.23	18.23
		3	3	19.50	18.33	18.27	18.24
		6	0	19.50	18.24	18.21	18.24
	64QAM	1	0	19.50	18.15	18.26	18.13
		1	3	19.50	18.21	18.36	18.11
		1	5	19.50	18.31	18.21	18.17
		3	0	19.50	18.15	18.04	18.11
		3	2	19.50	18.07	18.09	18.07
		3	3	19.50	18.11	18.13	17.92
		6	0	19.50	18.16	17.98	18.13
Bandwidth	Modulation	RB size	RB offset	Tune-up	Channel	Channel	Channel
3MHz	QPSK	1	0	19.50	18.11	18.07	18.10
		1	7	19.50	18.09	18.13	18.10
		1	14	19.50	18.12	18.09	18.13
		8	0	19.50	18.07	18.05	18.05
		8	4	19.50	18.11	18.13	18.08
		8	7	19.50	18.06	18.06	18.05
		15	0	19.50	18.14	18.23	18.19
	16QAM	1	0	19.50	18.40	18.33	18.40
		1	7	19.50	18.48	18.49	18.48
		1	14	19.50	18.36	18.36	18.35
		8	0	19.50	18.22	18.16	18.16
		8	4	19.50	18.10	18.20	18.20
		8	7	19.50	18.20	18.13	18.13
		15	0	19.50	18.12	18.11	18.05
	64QAM	1	0	19.50	18.12	18.25	18.12
		1	7	19.50	18.19	18.33	18.13
		1	14	19.50	18.33	18.22	18.19
		8	0	19.50	18.14	18.00	18.10
		8	4	19.50	18.10	18.11	18.03
		8	7	19.50	18.12	18.11	17.94

		15	0	19.50	18.17	18.01	18.13
--	--	----	---	-------	-------	-------	-------

Bandwidth	Modulation	RB size	RB offset	Tune-up	Channel	Channel	Channel
				Max.	131997CH	132322CH	132647CH
5MHz	QPSK	1	0	19.50	18.05	18.08	18.07
		1	13	19.50	18.10	18.09	18.10
		1	24	19.50	17.91	17.91	17.88
		12	0	19.50	18.11	18.09	18.08
		12	6	19.50	18.13	18.14	18.14
		12	13	19.50	18.22	18.09	18.10
		25	0	19.50	18.09	18.18	18.18
	16QAM	1	0	19.50	18.44	18.41	18.39
		1	13	19.50	18.35	18.37	18.38
		1	24	19.50	18.12	18.10	18.10
		12	0	19.50	18.13	18.21	18.21
		12	6	19.50	18.17	18.11	18.11
		12	13	19.50	18.09	18.15	18.16
		25	0	19.50	18.00	18.03	18.03
	64QAM	1	0	19.50	18.15	18.24	18.13
		1	13	19.50	18.21	18.34	18.14
		1	24	19.50	18.34	18.24	18.18
		12	0	19.50	18.11	18.00	18.11
		12	6	19.50	18.10	18.07	18.03
		12	13	19.50	18.10	18.14	17.92
		25	0	19.50	18.19	17.97	18.12
Bandwidth	Modulation	RB size	RB offset	Tune-up	Channel	Channel	Channel
				Max.	132022CH	132322CH	132622CH
10MHz	QPSK	1	0	19.50	18.09	18.04	18.07
		1	25	19.50	17.68	17.73	17.72
		1	49	19.50	18.18	18.18	18.16
		25	0	19.50	18.18	18.16	18.15
		25	13	19.50	18.15	18.15	18.14
		25	25	19.50	18.23	18.22	18.22
		50	0	19.50	18.11	18.14	18.14
	16QAM	1	0	19.50	18.30	18.44	18.37
		1	25	19.50	17.99	18.06	18.13
		1	49	19.50	18.34	18.47	18.45
		25	0	19.50	17.98	17.98	17.96
		25	13	19.50	17.96	17.96	17.93
		25	25	19.50	18.07	18.09	17.98
		50	0	19.50	17.99	17.95	18.06
	64QAM	1	0	19.50	18.12	18.27	18.12
		1	25	19.50	18.17	18.34	18.14
		1	49	19.50	18.33	18.22	18.18
		25	0	19.50	18.14	18.03	18.11
		25	13	19.50	18.08	18.09	18.05
		25	25	19.50	18.08	18.12	17.93
		50	0	19.50	18.17	17.99	18.13

Bandwidth	Modulation	RB size	RB offset	Tune-up	Channel	Channel	Channel
				Max.	132047CH	132322CH	132597CH
15MHz	QPSK	1	0	19.50	18.11	18.22	18.03
		1	38	19.50	18.08	18.30	18.11
		1	74	19.50	18.19	18.20	18.06
		36	0	19.50	18.19	18.09	18.15
		36	18	19.50	18.28	18.22	18.18
		36	39	19.50	18.31	18.26	18.19
		75	0	19.50	18.27	18.08	18.22
	16QAM	1	0	19.50	18.20	18.32	18.20
		1	38	19.50	18.24	18.40	18.18
		1	74	19.50	18.37	18.27	18.23
		36	0	19.50	18.19	18.08	18.15
		36	18	19.50	18.13	18.15	18.11
		36	39	19.50	18.16	18.19	18.00
		75	0	19.50	18.22	18.05	18.20
	64QAM	1	0	19.50	18.15	18.27	18.14
		1	38	19.50	18.19	18.32	18.12
		1	74	19.50	18.34	18.23	18.20
		36	0	19.50	18.12	18.04	18.08
		36	18	19.50	18.08	18.11	18.07
		36	39	19.50	18.11	18.14	17.93
		75	0	19.50	18.16	18.01	18.13
Bandwidth	Modulation	RB size	RB offset	Tune-up	Channel	Channel	Channel
20MHz	QPSK	1	0	19.50	18.32	<b>18.30</b>	18.14
		1	50	19.50	17.65	17.80	17.89
		1	99	19.50	<b>18.42</b>	18.19	<b>18.29</b>
		50	0	19.50	18.35	18.14	18.17
		50	25	19.50	18.23	18.19	18.04
		50	50	19.50	<b>18.36</b>	18.23	18.20
		100	0	19.50	18.21	18.18	18.19
	16QAM	1	0	19.50	18.59	18.49	18.45
		1	50	19.50	18.40	17.65	18.17
		1	99	19.50	18.59	18.43	18.52
		50	0	19.50	18.22	18.11	18.13
		50	25	19.50	18.13	17.99	18.03
		50	50	19.50	18.13	18.16	18.13
		100	0	19.50	18.14	18.07	18.12
	64QAM	1	0	19.50	18.17	18.24	18.16
		1	50	19.50	18.18	18.33	18.15
		1	99	19.50	18.34	18.21	18.17
		50	0	19.50	18.12	18.01	18.10
		50	25	19.50	18.06	18.10	18.04
		50	50	19.50	18.09	18.15	17.95
		100	0	19.50	18.18	18.00	18.12
Bandwidth	Modulation	RB size	RB offset	Tune-up	Channel	Channel	Channel
20MHz	QPSK	1	0	19.50	18.32	<b>18.30</b>	18.14
		1	50	19.50	17.65	17.80	17.89
		1	99	19.50	<b>18.42</b>	18.19	<b>18.29</b>
		50	0	19.50	18.35	18.14	18.17
		50	25	19.50	18.23	18.19	18.04
		50	50	19.50	<b>18.36</b>	18.23	18.20
		100	0	19.50	18.21	18.18	18.19
	16QAM	1	0	19.50	18.59	18.49	18.45
		1	50	19.50	18.40	17.65	18.17
		1	99	19.50	18.59	18.43	18.52
		50	0	19.50	18.22	18.11	18.13
		50	25	19.50	18.13	17.99	18.03
		50	50	19.50	18.13	18.16	18.13
		100	0	19.50	18.14	18.07	18.12
	64QAM	1	0	19.50	18.17	18.24	18.16
		1	50	19.50	18.18	18.33	18.15
		1	99	19.50	18.34	18.21	18.17
		50	0	19.50	18.12	18.01	18.10
		50	25	19.50	18.06	18.10	18.04
		50	50	19.50	18.09	18.15	17.95
		100	0	19.50	18.18	18.00	18.12

Table 97: Conducted power measurement results of LTE Band 66 (Second Antenna+WiFi Antenna, Receiver OFF)



### 7.1.30 Conducted power measurements of LTE Band 66 (Main Antenna)

Bandwidth	Modulation	RB size	RB offset	Tune-up	Channel	Channel	Channel
				Max.	131979CH	132322CH	132665CH
1.4MHz	QPSK	1	0	24.50	23.36	23.28	23.39
		1	3	24.50	23.16	23.41	23.26
		1	5	24.50	23.37	23.29	23.27
		3	0	24.50	23.23	23.35	23.42
		3	2	24.50	23.17	23.43	23.31
		3	3	24.50	23.29	23.31	23.33
		6	0	23.50	22.40	23.33	23.36
	16QAM	1	0	23.50	22.67	22.81	22.80
		1	3	23.50	22.77	22.80	22.80
		1	5	23.50	22.79	22.69	22.81
		3	0	23.50	22.36	22.40	22.52
		3	2	23.50	22.56	22.56	22.41
		3	3	23.50	22.42	22.38	22.46
		6	0	22.50	22.26	22.37	22.35
	64QAM	1	0	22.50	21.58	21.79	21.73
		1	3	22.50	21.47	21.43	21.50
		1	5	22.50	21.59	21.50	21.40
		3	0	22.50	21.61	21.76	21.72
		3	2	22.50	21.47	21.43	21.51
		3	3	22.50	21.58	21.50	21.44
		6	0	21.50	20.14	20.18	20.23
Bandwidth	Modulation	RB size	RB offset	Tune-up	Channel	Channel	Channel
				Max.	131987CH	132322CH	132657CH
3MHz	QPSK	1	0	24.50	23.39	23.39	23.38
		1	7	24.50	23.32	23.32	23.32
		1	14	24.50	23.27	23.30	23.31
		8	0	23.50	23.31	23.32	23.33
		8	4	23.50	23.38	23.37	23.35
		8	7	23.50	23.34	23.32	23.35
		15	0	23.50	22.44	22.39	22.37
	16QAM	1	0	23.50	22.73	22.73	22.71
		1	7	23.50	22.84	22.84	22.82
		1	14	23.50	22.79	22.79	22.79
		8	0	22.50	22.22	22.30	22.23
		8	4	22.50	22.25	22.36	22.24
		8	7	22.50	22.31	22.32	22.26
		15	0	22.50	21.27	21.26	21.27
	64QAM	1	0	22.50	21.61	21.77	21.74
		1	7	22.50	21.47	21.38	21.49
		1	14	22.50	21.59	21.48	21.44
		8	0	21.50	20.15	20.21	20.26
		8	4	21.50	20.00	19.99	20.08
		8	7	21.50	20.12	20.03	20.08

		15	0	21.50	20.07	20.20	20.12
--	--	----	---	-------	-------	-------	-------

Bandwidth	Modulation	RB size	RB offset	Tune-up	Channel	Channel	Channel
				Max.	131997CH	132322CH	132647CH
5MHz	QPSK	1	0	24.50	23.37	23.27	23.38
		1	13	24.50	23.31	23.32	23.26
		1	24	24.50	22.90	22.92	22.89
		12	0	23.50	23.49	23.46	23.44
		12	6	23.50	23.37	23.36	23.34
		12	13	23.50	23.39	23.38	23.37
		25	0	23.50	22.35	22.33	22.31
	16QAM	1	0	23.50	22.77	22.76	22.65
		1	13	23.50	22.83	22.84	22.76
		1	24	23.50	22.46	22.39	22.36
		12	0	22.50	22.43	22.36	22.36
		12	6	22.50	22.39	22.42	22.38
		12	13	22.50	22.36	22.33	22.31
		25	0	22.50	21.28	21.37	21.37
	64QAM	1	0	22.50	21.59	21.80	21.72
		1	13	22.50	21.48	21.42	21.53
		1	24	22.50	21.58	21.52	21.43
		12	0	21.50	20.17	20.19	20.26
		12	6	21.50	20.00	19.95	20.04
		12	13	21.50	20.08	20.06	20.09
		25	0	21.50	20.05	20.23	20.09
Bandwidth	Modulation	RB size	RB offset	Tune-up	Channel	Channel	Channel
				Max.	132022CH	132322CH	132622CH
10MHz	QPSK	1	0	24.50	23.39	23.38	23.40
		1	25	24.50	23.14	23.15	23.09
		1	49	24.50	23.41	23.44	23.41
		25	0	23.50	22.33	22.33	22.33
		25	13	23.50	22.32	22.36	22.33
		25	25	23.50	22.44	22.34	22.33
		50	0	23.50	22.48	22.34	22.35
	16QAM	1	0	23.50	22.83	22.83	22.84
		1	25	23.50	22.13	22.09	22.15
		1	49	23.50	22.82	22.76	22.81
		25	0	22.50	21.27	21.29	21.29
		25	13	22.50	21.23	21.23	21.23
		25	25	22.50	21.39	21.40	21.41
		50	0	22.50	21.25	21.24	21.25
	64QAM	1	0	22.50	21.56	21.80	21.72
		1	25	22.50	21.47	21.40	21.49
		1	49	22.50	21.61	21.48	21.44
		25	0	21.50	20.15	20.20	20.23
		25	13	21.50	19.99	19.99	20.07
		25	25	21.50	20.12	20.06	20.11
		50	0	21.50	20.06	20.23	20.10

Bandwidth	Modulation	RB size	RB offset	Tune-up	Channel	Channel	Channel
				Max.	132047CH	132322CH	132597CH
15MHz	QPSK	1	0	24.50	23.43	23.26	23.38
		1	38	24.50	23.47	23.36	23.27
		1	74	24.50	23.38	23.28	23.17
		36	0	23.50	22.36	22.45	22.41
		36	18	23.50	22.47	22.34	22.34
		36	39	23.50	22.50	22.35	22.30
		75	0	23.50	22.39	22.31	22.34
	16QAM	1	0	23.50	22.46	22.49	22.24
		1	38	23.50	22.54	22.46	22.30
		1	74	23.50	22.49	22.40	22.15
		36	0	22.50	21.38	21.28	21.40
		36	18	22.50	21.34	21.26	21.31
		36	39	22.50	21.37	21.29	21.23
		75	0	22.50	21.44	21.32	21.23
	64QAM	1	0	22.50	21.60	21.80	21.69
		1	38	22.50	21.46	21.42	21.52
		1	74	22.50	21.58	21.51	21.43
		36	0	21.50	20.17	20.21	20.24
		36	18	21.50	20.01	19.95	20.05
		36	39	21.50	20.10	20.02	20.09
		75	0	21.50	20.07	20.21	20.13
Bandwidth	Modulation	RB size	RB offset	Tune-up	Channel	Channel	Channel
				Max.	132072CH	132322CH	132572CH
20MHz	QPSK	1	0	24.50	23.47	<b>23.50</b>	<b>23.56</b>
		1	50	24.50	23.14	22.78	22.91
		1	99	24.50	<b>23.73</b>	23.44	23.29
		50	0	23.50	22.37	<b>22.39</b>	22.31
		50	25	23.50	<b>22.39</b>	22.38	<b>22.40</b>
		50	50	23.50	22.36	22.37	22.29
		100	0	23.50	22.37	22.36	<b>22.42</b>
	16QAM	1	0	23.50	23.00	22.62	22.78
		1	50	23.50	22.61	22.21	22.32
		1	99	23.50	23.19	22.56	22.66
		50	0	22.50	21.33	21.31	21.20
		50	25	22.50	21.27	21.29	21.30
		50	50	22.50	21.51	21.31	21.19
		100	0	22.50	21.43	21.32	21.39
	64QAM	1	0	22.50	21.64	21.84	21.77
		1	50	22.50	21.53	21.46	21.56
		1	99	22.50	21.66	21.55	21.48
		50	0	21.50	20.21	20.25	20.30
		50	25	21.50	20.06	20.03	20.11
		50	50	21.50	20.16	20.10	20.16
		100	0	21.50	20.13	20.27	20.17

Table 98: Conducted power measurement results of LTE Band 66 (Full Power)

Bandwidth	Modulation	RB size	RB offset	Tune-up	Channel	Channel	Channel
				Max.	131979CH	132322CH	132665CH
1.4MHz	QPSK	1	0	19.50	18.43	18.33	18.40
		1	3	19.50	18.19	18.39	18.37
		1	5	19.50	18.32	18.46	18.43
		3	0	19.50	18.17	18.45	18.47
		3	2	19.50	18.36	18.41	18.41
		3	3	19.50	18.36	18.43	18.49
		6	0	19.50	18.42	18.52	18.46
	16QAM	1	0	19.50	18.76	18.78	18.79
		1	3	19.50	18.83	18.81	18.80
		1	5	19.50	18.78	18.80	18.79
		3	0	19.50	18.49	18.50	18.56
		3	2	19.50	18.54	18.53	18.54
		3	3	19.50	18.48	18.48	18.50
		6	0	19.50	18.48	18.40	18.51
	64QAM	1	0	19.50	18.77	18.78	18.73
		1	3	19.50	18.79	18.77	18.70
		1	5	19.50	18.41	18.37	18.44
		3	0	19.50	18.43	18.37	18.43
		3	2	19.50	18.40	18.41	18.43
		3	3	19.50	18.40	18.42	18.42
		6	0	19.50	18.37	18.30	18.31
Bandwidth	Modulation	RB size	RB offset	Tune-up	Channel	Channel	Channel
				Max.	131987CH	132322CH	132657CH
3MHz	QPSK	1	0	19.50	18.33	18.41	18.48
		1	7	19.50	18.43	18.46	18.45
		1	14	19.50	18.44	18.46	18.46
		8	0	19.50	18.44	18.44	18.47
		8	4	19.50	18.47	18.34	18.42
		8	7	19.50	18.48	18.47	18.48
		15	0	19.50	18.47	18.49	18.50
	16QAM	1	0	19.50	18.80	18.67	18.81
		1	7	19.50	18.81	18.80	18.81
		1	14	19.50	18.77	18.84	18.84
		8	0	19.50	18.43	18.44	18.43
		8	4	19.50	18.45	18.45	18.46
		8	7	19.50	18.47	18.44	18.52
		15	0	19.50	18.41	18.40	18.39
	64QAM	1	0	19.50	18.74	18.75	18.74
		1	7	19.50	18.77	18.78	18.71
		1	14	19.50	18.44	18.41	18.42
		8	0	19.50	18.43	18.36	18.45
		8	4	19.50	18.40	18.43	18.40
		8	7	19.50	18.44	18.40	18.43
		15	0	19.50	18.34	18.31	18.29

Bandwidth	Modulation	RB size	RB offset	Tune-up	Channel	Channel	Channel	
				Max.	131997CH	132322CH	132647CH	
5MHz	QPSK	1	0	19.50	18.42	18.42	18.39	
		1	13	19.50	18.45	18.47	18.44	
		1	24	19.50	17.86	17.85	17.84	
		12	0	19.50	18.47	18.43	18.42	
		12	6	19.50	18.50	18.49	18.47	
		12	13	19.50	18.36	18.51	18.49	
		25	0	19.50	18.46	18.46	18.46	
	16QAM	1	0	19.50	18.82	18.82	18.80	
		1	13	19.50	18.83	18.83	18.74	
		1	24	19.50	18.48	18.44	18.48	
		12	0	19.50	18.49	18.43	18.49	
		12	6	19.50	18.47	18.47	18.47	
		12	13	19.50	18.47	18.47	18.47	
		25	0	19.50	18.42	18.38	18.37	
	64QAM	1	0	19.50	18.75	18.77	18.73	
		1	13	19.50	18.77	18.78	18.67	
		1	24	19.50	18.42	18.38	18.43	
		12	0	19.50	18.42	18.37	18.42	
		12	6	19.50	18.40	18.40	18.41	
		12	13	19.50	18.44	18.41	18.43	
		25	0	19.50	18.37	18.34	18.31	
	Bandwidth	Modulation	RB size	RB offset	Tune-up	Channel	Channel	Channel
					Max.	132022CH	132322CH	132622CH
	10MHz	QPSK	1	0	19.50	18.38	18.45	18.47
1			25	19.50	18.08	18.10	18.11	
1			49	19.50	18.35	18.41	18.45	
25			0	19.50	18.46	18.48	18.37	
25			13	19.50	18.45	18.45	18.46	
25			25	19.50	18.48	18.40	18.39	
50			0	19.50	18.45	18.44	18.47	
16QAM		1	0	19.50	18.73	18.74	18.75	
		1	25	19.50	18.19	18.26	18.11	
		1	49	19.50	18.82	18.82	18.82	
		25	0	19.50	18.38	18.40	18.40	
		25	13	19.50	18.29	18.30	18.30	
		25	25	19.50	18.41	18.41	18.41	
		50	0	19.50	18.31	18.33	18.33	
64QAM		1	0	19.50	18.96	18.73	18.75	
		1	25	19.50	18.59	18.09	18.32	
		1	49	19.50	19.18	18.66	18.72	
		25	0	19.50	18.33	18.30	18.11	
		25	13	19.50	18.23	18.31	18.15	
		25	25	19.50	18.41	18.29	18.22	
		50	0	19.50	18.34	18.35	18.33	

Bandwidth	Modulation	RB size	RB offset	Tune-up	Channel	Channel	Channel
				Max.	132047CH	132322CH	132597CH
15MHz	QPSK	1	0	19.50	18.38	18.41	18.35
		1	38	19.50	18.34	18.43	18.41
		1	74	19.50	18.39	18.42	18.29
		36	0	19.50	18.41	18.50	18.37
		36	18	19.50	18.48	18.44	18.41
		36	39	19.50	18.42	18.49	18.29
		75	0	19.50	18.39	18.37	18.44
	16QAM	1	0	19.50	18.54	18.46	18.21
		1	38	19.50	18.50	18.57	18.28
		1	74	19.50	18.51	18.50	18.28
		36	0	19.50	18.46	18.28	18.31
		36	18	19.50	18.35	18.31	18.38
		36	39	19.50	18.33	18.27	18.34
		75	0	19.50	18.45	18.39	18.24
	64QAM	1	0	19.50	18.94	18.71	18.74
		1	38	19.50	18.57	18.08	18.30
		1	74	19.50	19.21	18.65	18.69
		36	0	19.50	18.30	18.32	18.14
		36	18	19.50	18.23	18.31	18.15
		36	39	19.50	18.43	18.31	18.22
		75	0	19.50	18.36	18.38	18.33
Bandwidth	Modulation	RB size	RB offset	Tune-up	Channel	Channel	Channel
20MHz	QPSK	1	0	19.50	18.50	18.41	18.29
		1	50	19.50	18.09	17.82	17.74
		1	99	19.50	<b>18.67</b>	18.51	18.49
		50	0	19.50	18.39	<b>18.51</b>	18.29
		50	25	19.50	18.32	18.42	18.38
		50	50	19.50	<b>18.50</b>	18.45	<b>18.39</b>
		100	0	19.50	18.46	18.47	18.42
	16QAM	1	0	19.50	19.02	18.76	18.79
		1	50	19.50	18.65	18.15	18.35
		1	99	19.50	19.26	18.70	18.75
		50	0	19.50	18.38	18.36	18.19
		50	25	19.50	18.30	18.37	18.23
		50	50	19.50	18.49	18.35	18.30
		100	0	19.50	18.39	18.42	18.37
	64QAM	1	0	19.50	18.94	18.69	18.73
		1	50	19.50	18.59	18.08	18.30
		1	99	19.50	19.20	18.66	18.69
		50	0	19.50	18.32	18.32	18.14
		50	25	19.50	18.25	18.32	18.19
		50	50	19.50	18.42	18.31	18.24
		100	0	19.50	18.35	18.37	18.33

Table 99: Conducted power measurement results of LTE Band 66 (Reduced Power Level D2)

Bandwidth	Modulation	RB size	RB offset	Tune-up	Channel	Channel	Channel
				Max.	131979CH	132322CH	132665CH
1.4MHz	QPSK	1	0	17.50	16.47	16.47	16.45
		1	3	17.50	16.13	16.49	16.47
		1	5	17.50	16.52	16.51	16.52
		3	0	17.50	16.45	16.44	16.41
		3	2	17.50	16.38	16.50	16.46
		3	3	17.50	16.36	16.52	16.52
		6	0	17.50	16.32	16.53	16.56
	16QAM	1	0	17.50	16.55	16.50	16.56
		1	3	17.50	16.61	16.61	16.52
		1	5	17.50	16.62	16.52	16.58
		3	0	17.50	16.39	16.48	16.47
		3	2	17.50	16.52	16.50	16.51
		3	3	17.50	16.57	16.57	16.56
		6	0	17.50	16.62	16.48	16.59
	64QAM	1	0	17.50	16.49	16.41	16.53
		1	3	17.50	16.50	16.66	16.47
		1	5	17.50	16.37	16.59	16.32
		3	0	17.50	16.38	16.38	16.32
		3	2	17.50	16.35	16.36	16.42
		3	3	17.50	16.46	16.43	16.32
		6	0	17.50	16.34	16.33	16.24
Bandwidth	Modulation	RB size	RB offset	Tune-up	Channel	Channel	Channel
				Max.	131987CH	132322CH	132657CH
3MHz	QPSK	1	0	17.50	16.41	16.40	16.40
		1	7	17.50	16.49	16.47	16.49
		1	14	17.50	16.52	16.52	16.50
		8	0	17.50	16.49	16.49	16.48
		8	4	17.50	16.54	16.53	16.52
		8	7	17.50	16.49	16.49	16.48
		15	0	17.50	16.52	16.52	16.52
	16QAM	1	0	17.50	16.58	16.58	16.53
		1	7	17.50	16.58	16.64	16.60
		1	14	17.50	16.63	16.57	16.61
		8	0	17.50	16.31	16.48	16.42
		8	4	17.50	16.40	16.40	16.27
		8	7	17.50	16.53	16.35	16.36
		15	0	17.50	16.48	16.47	16.47
	64QAM	1	0	17.50	16.48	16.42	16.53
		1	7	17.50	16.47	16.67	16.46
		1	14	17.50	16.35	16.61	16.33
		8	0	17.50	16.38	16.41	16.30
		8	4	17.50	16.31	16.39	16.38
		8	7	17.50	16.42	16.41	16.27
		15	0	17.50	16.34	16.35	16.24

Bandwidth	Modulation	RB size	RB offset	Tune-up	Channel	Channel	Channel
				Max.	131997CH	132322CH	132647CH
5MHz	QPSK	1	0	17.50	16.49	16.49	16.35
		1	13	17.50	16.51	16.52	16.41
		1	24	17.50	16.35	16.38	16.38
		12	0	17.50	16.44	16.44	16.51
		12	6	17.50	16.42	16.42	16.42
		12	13	17.50	16.41	16.41	16.50
		25	0	17.50	16.43	16.42	16.50
	16QAM	1	0	17.50	16.64	16.60	16.64
		1	13	17.50	16.64	16.70	16.65
		1	24	17.50	16.36	16.38	16.37
		12	0	17.50	16.36	16.32	16.33
		12	6	17.50	16.38	16.44	16.37
		12	13	17.50	16.35	16.36	16.34
		25	0	17.50	16.35	16.34	16.34
	64QAM	1	0	17.50	16.50	16.41	16.53
		1	13	17.50	16.46	16.67	16.47
		1	24	17.50	16.35	16.59	16.32
		12	0	17.50	16.38	16.39	16.34
		12	6	17.50	16.30	16.38	16.42
		12	13	17.50	16.43	16.42	16.31
		25	0	17.50	16.34	16.32	16.25
Bandwidth	Modulation	RB size	RB offset	Tune-up	Channel	Channel	Channel
10MHz	QPSK	1	0	17.50	16.47	16.47	16.37
		1	25	17.50	16.00	16.09	16.09
		1	49	17.50	16.44	16.50	16.51
		25	0	17.50	16.41	16.40	16.52
		25	13	17.50	16.48	16.48	16.35
		25	25	17.50	16.51	16.52	16.48
		50	0	17.50	16.46	16.47	16.38
	16QAM	1	0	17.50	16.55	16.64	16.57
		1	25	17.50	16.35	16.38	16.33
		1	49	17.50	16.56	16.55	16.60
		25	0	17.50	16.32	16.32	16.41
		25	13	17.50	16.40	16.39	16.23
		25	25	17.50	16.39	16.39	16.41
		50	0	17.50	16.42	16.38	16.40
	64QAM	1	0	17.50	16.49	16.41	16.54
		1	25	17.50	16.50	16.67	16.44
		1	49	17.50	16.38	16.59	16.33
		25	0	17.50	16.38	16.40	16.31
		25	13	17.50	16.32	16.37	16.41
		25	25	17.50	16.44	16.42	16.31
		50	0	17.50	16.33	16.31	16.27
Bandwidth	Modulation	RB size	RB offset	Tune-up	Channel	Channel	Channel
				Max.	132022CH	132322CH	132622CH



Bandwidth	Modulation	RB size	RB offset	Tune-up	Channel	Channel	Channel
				Max.	132047CH	132322CH	132597CH
15MHz	QPSK	1	0	17.50	16.46	16.36	16.47
		1	38	17.50	16.51	16.54	16.35
		1	74	17.50	16.36	16.42	16.31
		36	0	17.50	16.49	16.53	16.51
		36	18	17.50	16.47	16.49	16.49
		36	39	17.50	16.56	16.52	16.39
		75	0	17.50	16.40	16.52	16.43
	16QAM	1	0	17.50	16.53	16.48	16.59
		1	38	17.50	16.53	16.72	16.50
		1	74	17.50	16.42	16.67	16.37
		36	0	17.50	16.42	16.46	16.38
		36	18	17.50	16.38	16.44	16.46
		36	39	17.50	16.50	16.46	16.35
		75	0	17.50	16.39	16.38	16.31
	64QAM	1	0	17.50	16.47	16.41	16.56
		1	38	17.50	16.46	16.67	16.43
		1	74	17.50	16.37	16.59	16.30
		36	0	17.50	16.37	16.42	16.30
		36	18	17.50	16.33	16.39	16.41
		36	39	17.50	16.44	16.39	16.32
		75	0	17.50	16.33	16.34	16.26
Bandwidth	Modulation	RB size	RB offset	Tune-up	Channel	Channel	Channel
20MHz	QPSK	1	0	17.50	16.58	<b>16.54</b>	16.47
		1	50	17.50	16.10	16.12	16.10
		1	99	17.50	<b>16.64</b>	16.46	<b>16.53</b>
		50	0	17.50	<b>16.57</b>	16.41	16.51
		50	25	17.50	16.43	16.50	16.46
		50	50	17.50	16.51	16.50	16.44
		100	0	17.50	16.59	16.47	16.48
	16QAM	1	0	17.50	17.04	16.88	16.90
		1	50	17.50	16.62	16.46	16.30
		1	99	17.50	17.11	16.85	16.86
		50	0	17.50	16.49	16.45	16.45
		50	25	17.50	16.36	16.40	16.34
		50	50	17.50	16.43	16.43	16.45
		100	0	17.50	16.53	16.38	16.39
	64QAM	1	0	17.50	16.49	16.43	16.52
		1	50	17.50	16.47	16.67	16.43
		1	99	17.50	16.35	16.63	16.29
		50	0	17.50	16.35	16.43	16.33
		50	25	17.50	16.32	16.39	16.42
		50	50	17.50	16.44	16.41	16.27
		100	0	17.50	16.36	16.31	16.23

Table 100: Conducted power measurement results of LTE Band 66 (Reduced Power D4/D5)

Bandwidth	Modulation	RB size	RB offset	Tune-up	Channel	Channel	Channel	
				Max.	131979CH	132322CH	132665CH	
1.4MHz	QPSK	1	0	12.50	11.53	11.38	11.37	
		1	3	12.50	11.08	11.43	11.40	
		1	5	12.50	11.51	11.46	11.43	
		3	0	12.50	11.45	11.39	11.37	
		3	2	12.50	11.41	11.43	11.40	
		3	3	12.50	11.33	11.51	11.49	
		6	0	12.50	11.42	11.49	11.54	
	16QAM	1	0	12.50	11.57	11.57	11.53	
		1	3	12.50	11.49	11.49	11.46	
		1	5	12.50	11.54	11.51	11.50	
		3	0	12.50	11.44	11.40	11.47	
		3	2	12.50	11.48	11.46	11.35	
		3	3	12.50	11.51	11.50	11.48	
		6	0	12.50	11.59	11.47	11.46	
	64QAM	1	0	12.50	11.47	11.48	11.47	
		1	3	12.50	11.44	11.69	11.47	
		1	5	12.50	11.37	11.60	11.43	
		3	0	12.50	11.43	11.34	11.35	
		3	2	12.50	11.34	11.29	11.35	
		3	3	12.50	11.41	11.32	11.22	
		6	0	12.50	11.34	11.28	11.26	
	Bandwidth	Modulation	RB size	RB offset	Tune-up	Channel	Channel	Channel
					Max.	131987CH	132322CH	132657CH
	3MHz	QPSK	1	0	12.50	11.38	11.39	11.39
1			7	12.50	11.41	11.40	11.39	
1			14	12.50	11.56	11.54	11.55	
8			0	12.50	11.41	11.42	11.41	
8			4	12.50	11.53	11.52	11.52	
8			7	12.50	11.49	11.55	11.53	
15			0	12.50	11.52	11.51	11.50	
16QAM		1	0	12.50	11.49	11.46	11.66	
		1	7	12.50	11.45	11.46	11.59	
		1	14	12.50	11.73	11.67	11.65	
		8	0	12.50	11.35	11.26	11.52	
		8	4	12.50	11.53	11.38	11.35	
		8	7	12.50	11.59	11.58	11.46	
		15	0	12.50	11.43	11.42	11.43	
64QAM		1	0	12.50	11.50	11.51	11.45	
		1	7	12.50	11.42	11.65	11.47	
		1	14	12.50	11.35	11.59	11.41	
		8	0	12.50	11.44	11.32	11.35	
		8	4	12.50	11.32	11.33	11.33	
		8	7	12.50	11.44	11.28	11.22	
		15	0	12.50	11.36	11.32	11.27	

Bandwidth	Modulation	RB size	RB offset	Tune-up	Channel	Channel	Channel
				Max.	131997CH	132322CH	132647CH
5MHz	QPSK	1	0	12.50	11.50	11.50	11.34
		1	13	12.50	11.50	11.51	11.42
		1	24	12.50	11.31	11.35	11.39
		12	0	12.50	11.38	11.37	11.46
		12	6	12.50	11.37	11.35	11.47
		12	13	12.50	11.37	11.36	11.44
		25	0	12.50	11.35	11.33	11.45
	16QAM	1	0	12.50	11.63	11.58	11.63
		1	13	12.50	11.63	11.68	11.60
		1	24	12.50	11.35	11.33	11.29
		12	0	12.50	11.32	11.31	11.28
		12	6	12.50	11.32	11.47	11.28
		12	13	12.50	11.26	11.26	11.27
		25	0	12.50	11.26	11.27	11.26
	64QAM	1	0	12.50	11.50	11.49	11.46
		1	13	12.50	11.40	11.66	11.46
		1	24	12.50	11.36	11.58	11.43
		12	0	12.50	11.42	11.37	11.34
		12	6	12.50	11.34	11.33	11.34
		12	13	12.50	11.45	11.29	11.26
		25	0	12.50	11.33	11.28	11.25
Bandwidth	Modulation	RB size	RB offset	Tune-up	Channel	Channel	Channel
10MHz	QPSK	1	0	12.50	11.47	11.47	11.35
		1	25	12.50	11.03	11.04	11.04
		1	49	12.50	11.36	11.38	11.39
		25	0	12.50	11.32	11.33	11.44
		25	13	12.50	11.45	11.44	11.34
		25	25	12.50	11.37	11.36	11.47
		50	0	12.50	11.47	11.45	11.33
	16QAM	1	0	12.50	11.58	11.52	11.51
		1	25	12.50	11.33	11.29	11.27
		1	49	12.50	11.49	11.43	11.45
		25	0	12.50	11.24	11.25	11.34
		25	13	12.50	11.35	11.38	11.26
		25	25	12.50	11.25	11.25	11.27
		50	0	12.50	11.38	11.37	11.38
	64QAM	1	0	12.50	11.49	11.50	11.49
		1	25	12.50	11.42	11.69	11.45
		1	49	12.50	11.37	11.56	11.42
		25	0	12.50	11.43	11.34	11.35
		25	13	12.50	11.34	11.31	11.37
		25	25	12.50	11.41	11.30	11.21
		50	0	12.50	11.34	11.30	11.24

Bandwidth	Modulation	RB size	RB offset	Tune-up	Channel	Channel	Channel
				Max.	132047CH	132322CH	132597CH
15MHz	QPSK	1	0	12.50	11.50	11.35	11.44
		1	38	12.50	11.50	11.45	11.39
		1	74	12.50	11.40	11.33	11.29
		36	0	12.50	11.50	11.51	11.47
		36	18	12.50	11.41	11.51	11.46
		36	39	12.50	11.54	11.48	11.36
		75	0	12.50	11.45	11.45	11.38
	16QAM	1	0	12.50	11.55	11.54	11.52
		1	38	12.50	11.48	11.73	11.53
		1	74	12.50	11.41	11.63	11.47
		36	0	12.50	11.47	11.40	11.39
		36	18	12.50	11.39	11.37	11.41
		36	39	12.50	11.49	11.36	11.29
		75	0	12.50	11.40	11.35	11.31
	64QAM	1	0	12.50	11.52	11.47	11.47
		1	38	12.50	11.45	11.69	11.46
		1	74	12.50	11.36	11.58	11.42
		36	0	12.50	11.44	11.35	11.32
		36	18	12.50	11.33	11.29	11.34
		36	39	12.50	11.42	11.30	11.22
		75	0	12.50	11.32	11.28	11.26
Bandwidth	Modulation	RB size	RB offset	Tune-up	Channel	Channel	Channel
20MHz	QPSK	1	0	12.50	11.64	11.51	11.50
		1	50	12.50	11.05	11.06	11.17
		1	99	12.50	11.54	11.44	11.40
		50	0	12.50	11.54	11.38	11.49
		50	25	12.50	11.42	11.48	11.39
		50	50	12.50	11.47	11.45	11.43
		100	0	12.50	11.56	11.43	11.34
	16QAM	1	0	12.50	12.00	11.82	11.76
		1	50	12.50	11.58	11.24	11.40
		1	99	12.50	11.92	11.78	11.80
		50	0	12.50	11.44	11.41	11.43
		50	25	12.50	11.36	11.38	11.32
		50	50	12.50	11.38	11.33	11.36
		100	0	12.50	11.49	11.33	11.27
	64QAM	1	0	12.50	11.50	11.47	11.48
		1	50	12.50	11.44	11.67	11.45
		1	99	12.50	11.35	11.58	11.42
		50	0	12.50	11.43	11.34	11.35
		50	25	12.50	11.34	11.33	11.36
		50	50	12.50	11.43	11.32	11.25
		100	0	12.50	11.36	11.30	11.26

Table 101: Conducted power measurement results of LTE Band 66 (Reduced Power Level D6)

### 7.1.31 Conducted power measurements of Downlink LTE CA

The following conducted power measurement results of downlink LTE carrier aggregation are provided to quantify downlink only carrier aggregation SAR test exclusion per KDB 941225 D05A.

Uplink maximum output power is measured with downlink carrier aggregation active, using the channel with highest measured maximum output power when downlink carrier aggregation is inactive, to confirm that when downlink carrier aggregation is active uplink maximum output power remains within the specified tune-up tolerance limits and not more than ¼dB higher than the maximum output power measured when downlink carrier aggregation inactive.

Power test equipment: R&S Radio Communication Tester CMW500 and/or Anritsu Radio Communication Analyzer MTT8821C were used

The power measurements result are in the table as below:

DL LTE CA Class	PCC									SCC1			SCC2			SCC3			Power		
	PCC Band	PCC Bandwidth (MHz)	Modulation	PCC UL RB size	PCC UL RB offset	PCC DL RB size	PCC DL RB offset	PCC UL Channel	PCC DL Channel	SCC Band	SCC Bandwidth (MHz)	SCC DL Channel	SCC Band	SCC Bandwidth (MHz)	SCC DL Channel	SCC Band	SCC Bandwidth (MHz)	SCC DL Channel	Rel B/LTE Tx Power (dBm)	DL LTE CA Tx Power (dBm)	Tune-up
CA_2C	2	20	64QAM	1	0	100	0	19100	1100	2	20	902	/	/	/	/	/	/	15.74	18.70	19.50
CA_5B	5	10	QPSK	1	49	50	0	20450	2450	5	10	2549	/	/	/	/	/	/	23.44	22.64	24.50
CA_38C	38	20	16QAM	1	0	100	0	38150	38150	38	20	37962	/	/	/	/	/	/	20.45	19.97	21.00
CA_41C	41	20	QPSK	1	0	100	0	40540	40540	41	20	40738	/	/	/	/	/	/	22.96	21.80	23.00
CA_66B	66	10	64QAM	1	49	50	0	132622	67086	66	10	66585	/	/	/	/	/	/	20.99	21.01	22.00
CA_66C	66	20	16QAM	1	0	100	0	132072	66536	66	20	66734	/	/	/	/	/	/	21.20	21.16	22.00
CA_2A-17A	2	20	64QAM	1	0	100	0	19100	1100	17	10	5790	/	/	/	/	/	/	18.74	18.67	19.50
	17	10	64QAM	1	49	50	0	23780	5780	2	20	900	/	/	/	/	/	/	19.91	19.89	20.50
CA_4A-17A	4	20	QPSK	1	50	100	0	20050	2050	17	10	5790	/	/	/	/	/	/	20.25	20.15	21.00
	17	10	64QAM	1	49	50	0	23780	5780	4	20	2175	/	/	/	/	/	/	19.91	19.80	20.50
CA_5A-7A	5	10	QPSK	1	49	50	0	20525	2525	7	20	3100	/	/	/	/	/	/	23.44	23.40	24.50
	7	20	16QAM	1	50	100	0	20950	2950	5	10	3252	/	/	/	/	/	/	19.14	18.10	19.00
CA_41A-41A	41	20	QPSK	1	0	100	0	40540	40540	41	20	41140	/	/	/	/	/	/	22.96	21.89	23.00
CA_41D	41	20	QPSK	1	0	100	0	40540	40540	41	20	40738	41	20	49836	/	/	/	22.96	21.58	23.00
CA_66D	66	20	16QAM	1	0	100	0	132072	66536	66	20	66734	66	20	66932	/	/	/	21.20	21.17	22.00
CA_2A-4A-4A	2	20	64QAM	1	0	100	0	19100	1100	4	20	2175	4	20	2300	/	/	/	18.74	18.69	19.50
	4	20	QPSK	1	50	100	0	20950	2950	4	20	2300	2	20	900	/	/	/	20.25	20.16	21.00
	2	20	64QAM	1	0	100	0	19100	1100	66	20	66786	66	20	67236	/	/	/	18.74	18.55	19.50
CA_2A-6A-6A	66	20	16QAM	1	0	100	0	132072	66536	66	20	67236	2	20	900	/	/	/	21.20	21.10	22.00
	4	20	QPSK	1	50	100	0	20950	2950	4	20	2300	5	10	2525	/	/	/	20.25	20.11	21.00
CA_4A-4A-5A	5	10	QPSK	1	49	50	0	20525	2525	4	20	2175	4	20	2300	/	/	/	23.44	23.35	24.50
	4	20	QPSK	1	50	100	0	20950	2950	4	20	2300	7	20	3100	/	/	/	20.25	20.08	21.00
CA_4A-4A-7A	7	20	16QAM	1	50	100	0	20850	2850	4	20	2175	4	20	2300	/	/	/	18.14	18.05	19.00
CA_4A-12B	4	20	QPSK	1	50	100	0	20050	2050	12	10	5095	12	5	5155	/	/	/	20.25	20.20	21.00
CA_4A-4A-12A	4	20	QPSK	1	50	100	0	20050	2050	4	20	2300	12	10	5095	/	/	/	20.25	20.14	21.00
CA_5A-7C	5	10	QPSK	1	49	50	0	20525	2525	7	20	3100	7	20	3298	/	/	/	23.44	23.29	24.50
	7	20	16QAM	1	50	100	0	20950	2950	7	20	3048	5	10	2525	/	/	/	19.14	18.10	19.00
CA_5A-6A-6A	5	10	QPSK	1	49	50	0	20525	2525	66	20	66768	66	20	67236	/	/	/	23.44	23.26	24.50
	66	20	16QAM	1	0	100	0	132072	66536	66	20	67236	5	10	2525	/	/	/	21.20	21.10	22.00
CA_12A-6A-6A	66	20	16QAM	1	0	100	0	132072	66536	66	20	67236	12	10	5095	/	/	/	21.20	21.08	22.00
CA_2A-4A-5A	2	20	64QAM	1	0	100	0	19100	1100	4	20	2175	5	10	2525	/	/	/	18.74	18.74	19.50
	4	20	QPSK	1	50	100	0	20950	2950	2	20	900	5	10	2525	/	/	/	20.25	20.07	21.00
	5	10	QPSK	1	49	50	0	20525	2525	2	20	900	4	20	2175	/	/	/	23.44	23.17	24.50
CA_7C-6A-6A	7	20	16QAM	1	50	100	0	20850	2850	7	20	3048	66	20	66786	66	20	67236	18.14	18.11	19.00
	66	20	16QAM	1	0	100	0	132072	66536	66	20	67236	7	20	3100	7	20	3298	21.20	21.06	22.00
CA_2A-4A-7C	2	20	64QAM	1	0	100	0	19100	1100	4	20	2175	7	20	3100	7	20	3298	18.74	18.59	19.50
	7	20	16QAM	1	50	100	0	20950	2950	7	20	3048	2	20	900	4	20	2175	19.14	18.08	19.00
	4	20	QPSK	1	50	100	0	20950	2950	2	20	900	7	20	3100	7	20	3298	20.25	20.16	21.00
CA_2A-6A-7A-7A	2	20	64QAM	1	0	100	0	19100	1100	4	20	2175	7	20	3100	7	20	3350	18.74	18.61	19.50
	4	20	QPSK	1	50	100	0	20950	2950	2	20	900	7	20	3100	7	20	3350	20.25	20.10	21.00
	7	20	16QAM	1	50	100	0	20850	2850	7	20	3350	2	20	900	4	20	2175	18.14	18.04	19.00
CA_2A-4A-12A-12A	2	20	64QAM	1	0	100	0	19100	1100	4	20	2175	12	5	5095	12	5	5155	18.74	18.69	19.50
	4	20	QPSK	1	50	100	0	20950	2950	2	20	900	12	5	5095	12	5	5155	20.25	20.07	21.00
CA_2A-2A-12A-6A	2	20	64QAM	1	0	100	0	19100	1100	2	20	700	12	10	5095	66	20	66786	18.74	18.73	19.50
	66	20	16QAM	1	0	100	0	132072	66536	2	20	900	2	20	1100	12	10	5095	21.20	21.14	22.00
CA_2A-12B-6A	2	20	64QAM	1	0	100	0	19100	1100	12	10	5095	12	5	5155	66	20	66786	18.74	18.69	19.50
	66	20	16QAM	1	0	100	0	132072	66536	2	20	900	12	10	5095	12	5	5155	21.20	21.09	22.00
CA_2A-4A-7A-12A	4	20	QPSK	1	50	100	0	19100	1100	4	20	2175	7	20	3100	12	10	5095	18.74	18.59	19.50
	7	20	16QAM	1	50	100	0	20850	2850	2	20	900	4	20	2300	12	10	5095	18.14	18.13	19.00

Table 102: Conducted power measurement results of DL CA(Second Antenna, Full Power)

DL TE CA Class	PCC							SCC1			SCC2			SCC3			Rel 8 LTE Tx Power (dBm)	DL TE CA Tx Power (dBm)	Tune-up		
	PCC Band	PCC Bandwidth (MHz)	Modulation	PCC UL RB size	PCC UL RB offset	PCC DL RB size	PCC DL RB offset	PCC UL Channel	PCC DL Channel	SCC Band	SCC Bandwidth (MHz)	SCC DL Channel	SCC Band	SCC Bandwidth (MHz)	SCC DL Channel	SCC Band				SCC Bandwidth (MHz)	SCC DL Channel
CA_2C	2	20	16QAM	1	0	100	0	19100	1100	2	20	902	/	/	/	/	/	12.11	12.05	13.00	
CA_5B	5	10	64QAM	1	49	50	0	20525	2525	5	10	2527	/	/	/	/	/	19.12	19.09	20.00	
CA_38C	38	20	16QAM	50	25	100	0	38150	38150	38	20	37952	/	/	/	/	/	14.13	13.61	14.50	
CA_41C	41	20	QPSK	50	0	100	0	40840	40840	41	20	41038	/	/	/	/	/	13.90	13.23	14.50	
CA_66B	66	10	64QAM	1	0	50	0	12022	66486	66	10	66586	/	/	/	/	/	14.43	14.40	15.50	
CA_66C	66	20	16QAM	1	0	100	0	13072	66536	66	20	66734	/	/	/	/	/	14.55	14.38	15.50	
CA_2A-17A	2	20	16QAM	1	0	100	0	19100	1100	17	10	5790	/	/	/	/	/	12.11	12.03	13.00	
	17	10	64QAM	1	49	50	0	23780	5780	2	20	900	/	/	/	/	/	19.91	19.90	20.50	
CA_4A-17A	4	20	16QAM	1	50	100	0	20050	2050	17	10	5790	/	/	/	/	/	13.55	13.28	14.00	
	17	10	64QAM	1	49	50	0	23780	5780	4	20	2175	/	/	/	/	/	19.81	19.75	20.50	
CA_5A-7A	5	10	64QAM	1	49	50	0	20525	2525	7	20	3100	/	/	/	/	/	19.12	19.05	20.00	
	7	20	16QAM	1	0	100	0	20850	2850	5	10	2525	/	/	/	/	/	13.02	11.98	13.00	
CA_41A-41A	41	20	QPSK	50	0	100	0	40840	40840	41	20	41140	/	/	/	/	/	12.90	13.51	14.50	
CA_41D	41	10	16QAM	1	0	50	0	40856	40856	41	20	40974	41	20	41172	/	/	14.13	13.19	14.50	
CA_66D	66	20	16QAM	1	0	100	0	13072	66536	66	20	66734	66	20	66932	/	/	14.55	14.36	15.50	
CA_4A-4A-4A	2	20	16QAM	1	0	100	0	19100	1100	4	20	2175	4	20	2300	/	/	12.11	12.10	13.00	
	4	20	16QAM	1	50	100	0	20050	2050	4	20	2300	2	20	900	/	/	13.55	13.43	14.00	
CA_2A-66A-66A	2	20	16QAM	1	0	100	0	19100	1100	66	20	66786	66	20	67236	/	/	12.11	12.03	13.00	
	66	20	16QAM	1	0	100	0	13072	66536	66	20	67236	2	20	900	/	/	14.55	14.30	15.50	
CA_4A-4A-5A	4	20	16QAM	1	50	100	0	20050	2050	4	20	2300	5	10	2525	/	/	13.55	13.41	14.00	
	5	10	64QAM	1	49	50	0	20525	2525	4	20	2175	4	20	2300	/	/	19.12	18.94	20.00	
CA_4A-4A-7A	4	20	16QAM	1	50	100	0	20050	2050	4	20	2300	7	20	3100	/	/	13.55	13.40	14.00	
	7	20	16QAM	1	0	100	0	20850	2850	4	20	2175	4	20	2300	/	/	12.02	11.86	13.00	
CA_4A-12B	4	20	16QAM	1	50	100	0	20050	2050	12	10	5095	12	5	5155	/	/	13.55	13.24	14.00	
CA_4A-4A-12A	4	20	16QAM	1	50	100	0	20050	2050	4	20	2300	12	10	5095	/	/	13.55	13.15	14.00	
	5	10	64QAM	1	49	50	0	20525	2525	7	20	3100	7	20	3298	/	/	19.12	19.10	20.00	
CA_5A-7C	7	20	16QAM	1	0	100	0	20850	2850	7	20	3048	5	10	2525	/	/	13.02	11.69	13.00	
	5	10	64QAM	1	49	50	0	20525	2525	66	20	66786	66	20	67236	/	/	19.12	19.08	20.00	
CA_5A-66A-66A	66	20	16QAM	1	0	100	0	13072	66536	66	20	67236	5	10	2525	/	/	14.55	14.50	15.50	
CA_12A-66A-66A	66	20	16QAM	1	0	100	0	13072	66536	66	20	67236	12	10	5095	/	/	14.55	14.49	15.50	
	2	20	16QAM	1	0	100	0	19100	1100	4	20	2175	5	10	2525	/	/	12.11	12.06	13.00	
CA_2A-4A-5A	4	20	16QAM	1	50	100	0	20050	2050	2	20	900	5	10	2525	/	/	13.55	13.18	14.00	
	5	10	64QAM	1	49	50	0	20525	2525	2	20	900	4	20	2175	/	/	19.12	19.05	20.00	
CA_7C-66A-66A	7	20	16QAM	1	0	100	0	20850	2850	7	20	3048	66	20	66786	66	20	67236	12.02	11.97	13.00
	66	20	16QAM	1	0	100	0	13072	66536	66	20	67236	7	20	3100	7	20	3298	14.56	14.53	15.50
CA_2A-4A-7C	2	20	16QAM	1	0	100	0	19100	1100	4	20	2175	7	20	3100	7	20	3298	12.11	12.07	13.00
	7	20	16QAM	1	0	100	0	20850	2850	7	20	3048	2	20	900	4	20	2175	12.02	12.03	13.00
	4	20	16QAM	1	50	100	0	20050	2050	2	20	900	7	20	3100	7	20	3298	13.55	13.26	14.00
CA_2A-4A-7A-7A	2	20	16QAM	1	0	100	0	19100	1100	4	20	2175	7	20	3100	7	20	3350	12.11	12.00	13.00
	7	20	16QAM	1	50	100	0	20050	2050	2	20	900	7	20	3100	7	20	3350	13.55	13.44	14.00
	7	20	16QAM	1	0	100	0	20850	2850	7	20	3350	2	20	900	4	20	2175	12.02	11.79	13.00
CA_2A-4A-12A-12A	2	20	16QAM	1	0	100	0	19100	1100	4	20	2175	12	5	5095	12	5	5155	12.11	12.09	13.00
	4	20	16QAM	1	50	100	0	20050	2050	2	20	900	12	5	5095	12	5	5155	13.55	13.45	14.00
CA_2A-2A-12A-66A	2	20	16QAM	1	0	100	0	19100	1100	2	20	700	12	10	5095	66	20	66786	12.11	11.98	13.00
	66	20	16QAM	1	0	100	0	13072	66536	2	20	900	2	20	1100	12	10	5095	14.55	14.28	15.50
CA_2A-12B-66A	2	20	16QAM	1	0	100	0	19100	1100	12	10	5095	12	5	5155	66	20	66786	12.11	11.86	13.00
	66	20	16QAM	1	0	100	0	13072	66536	2	20	900	12	10	5095	12	5	5155	14.55	14.36	15.50
CA_2A-4A-7A-12A	2	20	16QAM	1	0	100	0	19100	1100	4	20	2175	7	20	3100	12	10	5095	12.11	11.84	13.00
	4	20	16QAM	1	50	100	0	20050	2050	2	20	900	7	20	3100	12	10	5095	13.55	13.37	14.00
	7	20	16QAM	1	0	100	0	20850	2850	2	20	900	4	20	2300	12	10	5095	12.02	11.86	13.00

Table 103: Conducted power measurement results of DL CA(Second Antenna,Receiver ON)

DL LTE CA Class	PCC								SCC1			SCC2			SCC3			Power			
	PCC Band	PCC Bandwidth (MHz)	Modulation	PCC UL RB size	PCC UL RB offset	PCC DL RB size	PCC DL RB offset	PCC UL Channel	PCC DL Channel	SCC Band	SCC Bandwidth (MHz)	SCC DL Channel	SCC Band	SCC Bandwidth (MHz)	SCC DL Channel	SCC Band	SCC Bandwidth (MHz)	SCC DL Channel	Ref & LTE Tx Power (dBm)	DL LTE CA Tx Power (dBm)	Tune-up
CA_2C	2	20	16QAM	1	0	100	0	19100	1100	2	20	902	/	/	/	/	/	11.17	11.10	12.00	
CA_3C	38	20	64QAM	50	0	100	0	38150	38150	38	20	37952	/	/	/	/	/	13.15	12.70	13.50	
CA_41C	41	20	16QAM	100	0	100	0	40840	40840	41	20	41038	/	/	/	/	/	11.45	10.80	12.00	
CA_66B	66	10	16QAM	1	0	50	0	132022	66536	66	10	66886	/	/	/	/	/	11.96	11.66	13.00	
CA_66C	66	20	16QAM	1	0	100	0	132072	66536	66	20	66734	/	/	/	/	/	12.13	12.10	13.00	
CA_2A-17A	2	20	16QAM	1	0	100	0	19100	1100	17	10	5790	/	/	/	/	/	11.17	11.05	12.00	
CA_2A-17A	17	10	64QAM	1	49	50	0	23780	5780	2	20	900	/	/	/	/	/	18.91	19.86	20.50	
CA_4A-17A	4	20	16QAM	1	50	100	0	20050	2050	17	10	5790	/	/	/	/	/	11.72	11.80	12.50	
CA_4A-17A	17	10	64QAM	1	49	50	0	23780	5780	4	20	2175	/	/	/	/	/	19.91	19.86	20.50	
CA_5A-7A	5	10	64QAM	1	49	50	0	20625	2525	7	20	3100	/	/	/	/	/	19.12	19.10	20.00	
CA_5A-7A	7	20	16QAM	1	0	100	0	20050	2050	5	10	2525	/	/	/	/	/	12.02	11.98	13.00	
CA_41A-41A	41	20	64QAM	100	0	100	0	40840	40840	41	20	41140	/	/	/	/	/	11.45	11.02	12.00	
CA_41D	41	20	64QAM	100	0	100	0	40840	40840	41	20	41038	41	20	41236	/	/	11.45	10.71	12.00	
CA_66D	66	20	16QAM	1	0	100	0	132072	66536	66	20	66734	66	20	66932	/	/	12.13	12.19	13.00	
CA_2A-4A-4A	2	20	16QAM	1	0	100	0	19100	1100	4	20	2175	4	20	2300	/	/	11.17	11.06	12.00	
CA_2A-4A-4A	4	20	16QAM	1	50	100	0	20050	2050	4	20	2300	2	20	900	/	/	11.72	11.71	12.50	
CA_2A-66A-66A	2	20	16QAM	1	0	100	0	19100	1100	66	20	66786	66	20	67236	/	/	11.17	11.02	12.00	
CA_2A-66A-66A	66	20	16QAM	1	0	100	0	132072	66536	66	20	67236	2	20	900	/	/	12.13	12.11	13.00	
CA_4A-4A-5A	4	20	16QAM	1	50	100	0	20050	2050	4	20	2300	5	10	2525	/	/	11.72	11.68	12.50	
CA_4A-4A-5A	5	10	64QAM	1	49	50	0	20625	2525	4	20	2175	4	20	2300	/	/	19.12	19.08	20.00	
CA_4A-4A-7A	4	20	16QAM	1	50	100	0	20050	2050	4	20	2300	7	20	3100	/	/	11.72	11.58	12.50	
CA_4A-4A-7A	7	20	16QAM	1	0	100	0	20050	2050	4	20	2175	4	20	2300	/	/	12.02	11.96	13.00	
CA_4A-12B	4	20	16QAM	1	50	100	0	20050	2050	12	10	5095	12	5	5155	/	/	11.72	11.59	12.50	
CA_12A-12A-12A	2	20	16QAM	1	0	100	0	19100	1100	4	20	2175	7	20	3298	/	/	11.72	11.63	12.50	
CA_12A-12A-12A	5	10	64QAM	1	49	50	0	20625	2525	7	20	3100	7	20	3298	/	/	19.12	19.04	20.00	
CA_5A-7C	7	20	16QAM	1	0	100	0	20050	2050	7	20	3048	5	10	2525	/	/	12.02	11.96	13.00	
CA_5A-66A-66A	5	10	64QAM	1	49	50	0	20625	2525	66	20	66786	66	20	67236	/	/	19.12	19.11	20.00	
CA_5A-66A-66A	66	20	16QAM	1	0	100	0	132072	66536	66	20	67236	5	10	2525	/	/	12.13	12.07	13.00	
CA_12A-66A-66A	66	20	16QAM	1	0	100	0	132072	66536	66	20	67236	12	10	5095	/	/	12.13	12.06	13.00	
CA_2A-4A-5A	2	20	16QAM	1	0	100	0	19100	1100	4	20	2175	5	10	2525	/	/	11.17	11.17	12.00	
CA_2A-4A-5A	4	20	16QAM	1	50	100	0	20050	2050	2	20	900	5	10	2525	/	/	11.72	11.49	12.50	
CA_2A-4A-5A	5	10	64QAM	1	49	50	0	20625	2525	2	20	900	4	20	2175	/	/	19.12	19.10	20.00	
CA_7C-66A-66A	7	20	16QAM	1	0	100	0	20050	2050	7	20	3048	66	20	66786	66	20	67236	12.02	11.84	13.00
CA_7C-66A-66A	66	20	16QAM	1	0	100	0	132072	66536	66	20	67236	7	20	3100	7	20	3298	12.13	12.06	13.00
CA_2A-4A-7C	2	20	16QAM	1	0	100	0	19100	1100	4	20	2175	7	20	3100	7	20	3298	11.17	11.14	12.00
CA_2A-4A-7C	4	20	16QAM	1	0	100	0	20050	2050	7	20	3048	2	20	900	4	20	2175	12.02	11.86	13.00
CA_2A-4A-7C	7	20	16QAM	1	50	100	0	20050	2050	2	20	900	7	20	3100	7	20	3298	11.72	11.74	12.50
CA_2A-4A-7A-7A	2	20	16QAM	1	0	100	0	19100	1100	4	20	2175	7	20	3100	7	20	3350	11.17	11.08	12.00
CA_2A-4A-7A-7A	4	20	16QAM	1	50	100	0	20050	2050	2	20	900	7	20	3100	7	20	3350	11.72	11.66	12.50
CA_2A-4A-7A-7A	7	20	16QAM	1	0	100	0	20050	2050	7	20	3350	2	20	900	4	20	2175	12.02	11.79	13.00
CA_2A-4A-12A-12A	2	20	16QAM	1	0	100	0	19100	1100	4	20	2175	12	5	5095	12	5	5155	11.17	11.06	12.00
CA_2A-4A-12A-12A	4	20	16QAM	1	50	100	0	20050	2050	2	20	900	12	5	5095	12	5	5155	11.72	11.63	12.50
CA_2A-2A-12A-66A	2	20	16QAM	1	0	100	0	19100	1100	2	20	700	12	10	5095	66	20	66786	11.17	11.07	12.00
CA_2A-2A-12A-66A	66	20	16QAM	1	0	100	0	132072	66536	2	20	900	2	20	1100	12	10	5095	12.13	12.11	13.00
CA_2A-2A-12A-66A	2	20	16QAM	1	0	100	0	19100	1100	12	10	5095	12	5	5155	66	20	66786	11.17	10.98	12.00
CA_2A-12B-66A	66	20	16QAM	1	0	100	0	132072	66536	2	20	900	12	5	5095	12	5	5155	12.13	12.09	13.00
CA_2A-4A-7A-12A	2	20	16QAM	1	0	100	0	19100	1100	4	20	2175	7	20	3100	12	10	5095	11.17	10.99	12.00
CA_2A-4A-7A-12A	4	20	16QAM	1	50	100	0	20050	2050	2	20	900	7	20	3100	12	10	5095	11.72	11.59	12.50
CA_2A-4A-7A-12A	7	20	16QAM	1	0	100	0	20050	2050	2	20	900	4	20	2300	12	10	5095	12.02	11.68	13.00

Table 104: Conducted power measurement results of DL CA (Second Antenna+WiFi Antenna, Receiver ON)

DL LTE CA Class	PCC								SCC1			SCC2			SCC3			Power		
	PCC Band	PCC Bandwidth (MHz)	Modulation	PCC UL RB size	PCC UL RB offset	PCC DL RB size	PCC DL RB offset	PCC UL Channel	PCC DL Channel	SCC Band	SCC Bandwidth (MHz)	SCC DL Channel	SCC Band	SCC Bandwidth (MHz)	SCC DL Channel	SCC Band	SCC Bandwidth (MHz)	SCC DL Channel	Ref & LTE Tx Power (dBm)	DL LTE CA Tx Power (dBm)
CA_2C	2	20	16QAM	1	99	100	0	19100	1100	2	20	902	/	/	/	/	/	17.74	17.43	18.50
CA_3C	38	20	64QAM	1	0	100	0	38150	38150	38	20	37952	/	/	/	/	/	19.64	18.99	20.00
CA_41C	41	20	16QAM	1	0	100	0	40840	40840	41	20	41038	/	/	/	/	/	20.04	19.27	20.50
CA_66B	66	10	16QAM	1	49	50	0	132322	66786	66	10	66886	/	/	/	/	/	15.47	15.43	19.50
CA_66C	66	20	16QAM	1	0	100	0	132072	66536	66	20	66734	/	/	/	/	/	15.59	15.40	19.50
CA_2A-17A	2	20	16QAM	1	99	100	0	19100	1100	17	10	5790	/	/	/	/	/	17.74	17.55	19.50
CA_2A-17A	17	10	QPSK	1	0	50	0	23780	5780	2	20	900	/	/	/	/	/	23.75	23.63	24.50
CA_4A-17A	4	20	16QAM	1	0	100	0	20050	2050	17	10	5790	/	/	/	/	/	18.75	18.59	19.50
CA_4A-17A	17	10	QPSK	1	0	50	0	23780	5780	4	20	2175	/	/	/	/	/	23.75	23.63	24.50
CA_4A-7A	5	10	QPSK	1	49	50	0	20625	2525	7	20	3100	/	/	/	/	/	23.44	23.40	24.50
CA_4A-7A	7	20	16QAM	1	50	100	0	20050	2050	5	10	2525	/	/	/	/	/	18.14	17.95	19.00
CA_41A-41A	41	20	16QAM	1	0	100	0	40840	40840	41	20	41140	/	/	/	/	/	20.04	19.51	20.00
CA_41D	41	20	16QAM	1	0	100	0	40840	40840	41	20	41038	41	20	41236	/	/	20.04	19.21	20.50
CA_66D	66	20	16QAM	1	0	100	0	132072	66536	66	20	66734	66	20	66932	/	/	18.59	18.34	19.50
CA_2A-4A-4A	2	20	16QAM	1	99	100	0	19100	1100	4	20	2175	4	20	2300	/	/	17.74	17.51	18.50
CA_2A-4A-4A	4	20	16QAM	1	0	100	0	20050	2050	4	20	2300	2	20	900	/	/	18.75	18.59	19.50
CA_2A-66A-66A	2	20	16QAM	1	99	100	0	19100	1100	66	20	66786	66	20	67236	/	/	17.74	17.46	18.50
CA_2A-66A-66A	66	20	16QAM	1	0	100	0	132072	66536	66	20	67236	2	20	900	/	/	18.59	18.31	19.5



DL LTE CA Class	PCC								SCC1			SCC2			SCC3			Power			
	PCC Band	PCC Bandwidth (MHz)	Modulation	PCC UL RB size	PCC UL RB offset	PCC DL RB size	PCC DL RB offset	PCC UL Channel	PCC DL Channel	SCC Band	SCC Bandwidth (MHz)	SCC DL Channel	SCC Band	SCC Bandwidth (MHz)	SCC DL Channel	SCC Band	SCC Bandwidth (MHz)	SCC DL Channel	Rel 8 LTE Tx Power (dBm)	DL LTE CA Tx Power (dBm)	Tune-up
CA_2C	2	20	QPSK	1	0	100	0	18700	700	2	20	988	/	/	/	/	/	23.68	23.62	24.50	
CA_3C	5	10	QPSK	1	25	50	0	20450	2450	5	10	2548	/	/	/	/	/	23.97	23.71	25.00	
CA_3C	38	20	QPSK	1	0	100	0	38150	38150	38	20	37952	/	/	/	/	/	24.04	23.70	24.50	
CA_41C	41	20	QPSK	1	0	100	0	40840	40840	41	20	41038	/	/	/	/	/	23.24	22.98	24.00	
CA_66B	66	10	QPSK	1	49	50	0	132022	66786	66	10	66888	/	/	/	/	/	23.44	23.34	24.50	
CA_66C	66	20	QPSK	1	99	100	0	132072	66536	66	20	66734	/	/	/	/	/	23.73	23.51	24.50	
CA_2A-17A	2	20	QPSK	1	0	100	0	18700	700	17	10	5790	/	/	/	/	/	23.68	23.56	24.50	
CA_2A-17A	17	10	QPSK	1	49	50	0	23780	5780	2	20	900	/	/	/	/	/	23.99	23.78	25.00	
CA_4A-17A	4	20	QPSK	1	0	100	0	20300	2300	17	10	5790	/	/	/	/	/	23.45	23.26	24.50	
CA_4A-17A	17	10	QPSK	1	49	50	0	23780	5780	4	20	2175	/	/	/	/	/	23.99	23.78	25.00	
CA_5A-7A	5	10	QPSK	1	25	50	0	20450	2450	7	20	3100	/	/	/	/	/	23.97	23.87	25.00	
CA_5A-7A	7	20	QPSK	1	50	100	0	20850	2850	5	10	2525	/	/	/	/	/	23.58	23.50	24.50	
CA_41A-41A	41	20	QPSK	1	0	100	0	40840	40840	41	20	41140	/	/	/	/	/	23.24	22.87	24.00	
CA_41D	41	20	QPSK	1	0	100	0	40840	40840	41	20	41038	41	20	41236	/	/	23.24	22.92	24.00	
CA_66D	66	20	QPSK	1	99	100	0	132072	66536	66	20	66734	66	20	66932	/	/	23.73	23.47	24.50	
CA_2A-4A-4A	2	20	QPSK	1	0	100	0	18700	700	4	20	2175	4	20	2300	/	/	23.68	23.65	24.50	
CA_2A-4A-4A	4	20	QPSK	1	0	100	0	20300	2300	4	20	2050	2	20	900	/	/	23.45	23.36	24.50	
CA_2A-66A-66A	2	20	QPSK	1	0	100	0	18700	700	66	20	66736	66	20	67236	/	/	23.68	23.51	24.50	
CA_2A-66A-66A	66	20	QPSK	1	99	100	0	132072	66536	66	20	67236	66	20	67236	/	/	23.73	23.50	24.50	
CA_4A-4A-5A	4	20	QPSK	1	0	100	0	20300	2300	4	20	2050	5	10	2525	/	/	23.45	23.36	24.50	
CA_4A-4A-5A	5	10	QPSK	1	25	50	0	20450	2450	4	20	2175	4	20	2300	/	/	23.97	23.87	25.00	
CA_4A-4A-7A	4	20	QPSK	1	0	100	0	20300	2300	4	20	2050	7	20	3100	/	/	23.45	23.36	24.50	
CA_4A-4A-7A	7	20	QPSK	1	50	100	0	20850	2850	4	20	2175	4	20	2300	/	/	23.58	23.43	24.50	
CA_4A-12B	4	20	QPSK	1	0	100	0	20300	2300	12	10	5095	12	5	5155	/	/	23.45	23.36	24.50	
CA_4A-4A-12A	4	20	QPSK	1	0	100	0	20300	2300	4	20	2050	12	10	5095	/	/	23.45	23.36	24.50	
CA_5A-7C	5	10	QPSK	1	25	50	0	20450	2450	7	20	3100	7	20	3298	/	/	23.97	23.87	25.00	
CA_5A-7C	7	20	QPSK	1	50	100	0	20850	2850	7	20	3048	5	10	2525	/	/	23.58	23.41	24.50	
CA_5A-66A-66A	5	10	QPSK	1	25	50	0	20450	2450	66	20	66768	66	20	67236	/	/	23.97	23.87	25.00	
CA_5A-66A-66A	66	20	QPSK	1	99	100	0	132072	66536	66	20	67236	5	10	2525	/	/	23.73	23.39	24.50	
CA_12A-66A-66A	66	20	QPSK	1	99	100	0	132072	66536	66	20	67236	12	10	5095	/	/	23.73	23.53	24.50	
CA_2A-4A-5A	2	20	QPSK	1	0	100	0	18700	700	4	20	2175	5	10	2525	/	/	23.68	23.60	24.50	
CA_2A-4A-5A	4	20	QPSK	1	0	100	0	20300	2300	2	20	900	5	10	2525	/	/	23.45	23.36	24.50	
CA_2A-4A-5A	5	10	QPSK	1	25	50	0	20450	2450	2	20	900	4	20	2175	/	/	23.97	23.87	25.00	
CA_7C-66A-66A	7	20	QPSK	1	50	100	0	20850	2850	7	20	3048	66	20	66768	66	20	67236	23.58	23.53	24.50
CA_7C-66A-66A	66	20	QPSK	1	99	100	0	132072	66536	66	20	67236	7	20	3100	7	20	3298	23.73	23.41	24.50
CA_2A-4A-7C	2	20	QPSK	1	0	100	0	18700	700	4	20	2175	7	20	3100	7	20	3298	23.45	23.36	24.50
CA_2A-4A-7C	7	20	QPSK	1	50	100	0	20850	2850	7	20	3048	2	20	900	4	20	2175	23.58	23.58	24.50
CA_2A-4A-7A-7A	2	20	QPSK	1	0	100	0	18700	700	4	20	2175	7	20	3100	7	20	3298	23.45	23.36	24.50
CA_2A-4A-7A-7A	7	20	QPSK	1	50	100	0	20850	2850	7	20	3350	2	20	900	4	20	2175	23.58	23.39	24.50
CA_2A-4A-12A-12A	2	20	QPSK	1	0	100	0	18700	700	4	20	2175	12	5	5095	12	5	5155	23.68	23.46	24.50
CA_2A-4A-12A-12A	4	20	QPSK	1	0	100	0	20300	2300	2	20	900	12	5	5095	12	5	5155	23.45	23.36	24.50
CA_2A-2A-12A-66A	2	20	QPSK	1	0	100	0	18700	700	2	20	1100	12	10	5095	66	20	66768	23.68	23.55	24.50
CA_2A-2A-12A-66A	66	20	QPSK	1	99	100	0	132072	66536	2	20	900	2	20	1100	12	10	5095	23.73	23.46	24.50
CA_2A-12B-66A	2	20	QPSK	1	0	100	0	18700	700	12	10	5095	12	5	5155	66	20	66768	23.68	23.62	24.50
CA_2A-12B-66A	66	20	QPSK	1	99	100	0	132072	66536	2	20	900	12	5	5095	12	5	5155	23.73	23.54	24.50
CA_2A-4A-7A-12A	2	20	QPSK	1	0	100	0	18700	700	4	20	2175	7	20	3100	12	10	5095	23.68	23.57	24.50
CA_2A-4A-7A-12A	4	20	QPSK	1	0	100	0	20300	2300	2	20	900	7	20	3100	12	10	5095	23.45	23.36	24.50
CA_2A-4A-7A-12A	7	20	QPSK	1	50	100	0	20850	2850	2	20	900	4	20	2300	12	10	5095	23.58	23.50	24.50

Table 106: Conducted power measurement results of DL CA(Main Antenna,Full Power)

DL LTE CA Class	PCC								SCC1			SCC2			SCC3			Power		
	PCC Band	PCC Bandwidth (MHz)	Modulation	PCC UL RB size	PCC UL RB offset	PCC DL RB size	PCC DL RB offset	PCC UL Channel	PCC DL Channel	SCC Band	SCC Bandwidth (MHz)	SCC DL Channel	SCC Band	SCC Bandwidth (MHz)	SCC DL Channel	SCC Band	SCC Bandwidth (MHz)	SCC DL Channel	Rel 8 LTE Tx Power (dBm)	DL LTE CA Tx Power (dBm)
CA_2C	2	20	16QAM	1	50	100	0	19100	1100	2	20	902	/	/	/	/	/	19.99	19.70	20.50
CA_3C	38	20	16QAM	1	50	100	0	38150	38150	38	20	37952	/	/	/	/	/	23.26	22.62	23.50
CA_66B	66	10	64QAM	1	49	50	0	132022	66486	66	10	66888	/	/	/	/	/	19.18	19.14	19.50
CA_66C	66	20	16QAM	1	99	100	0	132072	66536	66	20	66734	/	/	/	/	/	19.26	19.17	19.50
CA_2A-17A	2	20	16QAM	1	50	100	0	19100	1100	17	10	5790	/	/	/	/	/	19.99	19.88	20.50
CA_2A-17A	17	10	QPSK	1	49	50	0	23780	5780	2	20	900	/	/	/	/	/	23.99	23.78	25.00
CA_4A-17A	4	20	16QAM	1	50	100	0	20300	2300	17	10	5790	/	/	/	/	/	20.46	20.37	21.00
CA_4A-17A	17	10	QPSK	1	49	50	0	23780	5780	4	20	2175	/	/	/	/	/	23.99	23.78	25.00
CA_5A-7A	5	10	QPSK	1	25	50	0	20450	2450	7	20	3100	/	/	/	/	/	23.97	23.87	25.00
CA_5A-7A	7	20	QPSK	50	25	100	0	20850	2850	5	10	2525	/	/	/	/	/	20.20	20.06	21.00
CA_66D	66	20	16QAM	1	99	100	0	132072	66536	66	20	66734	66	20	66932	/	/	19.26	19.20	19.50
CA_2A-4A-4A	2	20	16QAM	1	50	100	0	19100	1100	4	20	2175	4	20	2300	/	/	19.99	19.81	20.50
CA_2A-4A-4A	4	20	16QAM	1	50	100	0	20300	2300	4	20	2050	2	20	900	/	/	19.99	19.81	20.50
CA_2A-66A-66A	2	20	16QAM	1	50	100	0	19100	1100	66	20	66768	66	20	67236	/	/	19.99	19.56	20.50
CA_2A-66A-66A	66	20	16QAM	1	99	100	0	132072	66536	66	20	67236	2	20	900	/	/	19.26	19.14	19.50
CA_4A-4A-5A	4	20	16QAM	1	50	100	0	20300	2300	4	20	2050	5	10	2525	/	/	20.46	20.37	21.00
CA_4A-4A-5A	5	10	QPSK	1	25	50	0	20450	2450	4	20	2175	4	20	2300	/	/	23.97	23.87	25.00
CA_4A-4A-7A	4	20	16QAM	1	50	100	0	20300	2300	4	20	2050	7	20	3100	/	/	20.46	20.37	21.00
CA_4A-4A-7A	7	20	QPSK	50	25	100	0	20850	2850	4	20	2175	4	20	2300	/	/	20.20	20.11	21.00
CA_4A-12B	4	20	16QAM	1	50	100	0	20300	2300											



DL LTE CA Class	PCC								SCC1			SCC 2			SCC 3			Power			
	PCC Band	PCC Bandwidth (MHz)	Modulation	PCC UL RB size	PCC UL RB offset	PCC DL RB size	PCC DL RB offset	PCC UL Channel	PCC DL Channel	SCC Band	SCC Bandwidth (MHz)	SCC DL Channel	SCC Band	SCC Bandwidth (MHz)	SCC DL Channel	SCC Band	SCC Bandwidth (MHz)	SCC DL Channel	Rel 8 LTE Tx Power (dBm)	DL LTE CA Tx Power (dBm)	Tune-up
CA_2C	2	20	QPSK	1	0	100	0	18700	700	2	20	888	/	/	/	/	/	/	23.68	23.62	24.50
CA_66B	66	10	16QAM	1	49	50	0	132322	66786	66	10	66888	/	/	/	/	/	/	23.44	23.34	24.50
CA_66C	66	20	QPSK	1	99	100	0	132072	66536	66	20	66734	/	/	/	/	/	/	23.73	23.55	24.50
CA_2A-17A	2	20	QPSK	1	0	100	0	18700	700	17	10	5790	/	/	/	/	/	/	23.68	23.55	24.50
CA_4A-17A	17	10	QPSK	1	49	50	0	23780	5780	2	20	900	/	/	/	/	/	/	23.99	23.78	25.00
CA_4A-17A	4	20	QPSK	1	0	100	0	20300	2300	17	10	5790	/	/	/	/	/	/	23.45	23.36	24.50
CA_4A-17A	17	10	QPSK	1	49	50	0	23780	5780	4	20	2175	/	/	/	/	/	/	23.99	23.78	25.00
CA_5A-7A	5	10	QPSK	1	25	50	0	20450	2450	7	20	3100	/	/	/	/	/	/	23.97	23.87	25.00
CA_5A-7A	7	20	16QAM	1	0	100	0	20880	2880	5	10	2525	/	/	/	/	/	/	21.73	21.59	22.50
CA_66D	66	20	QPSK	1	99	100	0	132072	66536	66	20	66734	66	20	66932	/	/	/	23.73	23.46	24.50
CA_2A-4A-4A	2	20	QPSK	1	0	100	0	18700	700	4	20	2175	4	20	2300	/	/	/	23.68	23.58	24.50
CA_2A-4A-4A	4	20	QPSK	1	0	100	0	20300	2300	4	20	2050	2	20	900	/	/	/	23.45	23.36	24.50
CA_2A-4A-4A	2	20	QPSK	1	0	100	0	18700	700	66	20	66786	66	20	67236	/	/	/	23.68	23.49	24.50
CA_2A-66A-66A	66	20	QPSK	1	99	100	0	132072	66536	66	20	67236	2	20	900	/	/	/	23.73	23.55	24.50
CA_4A-4A-5A	4	20	QPSK	1	0	100	0	20300	2300	4	20	2050	5	10	2525	/	/	/	23.45	23.36	24.50
CA_4A-4A-5A	5	10	QPSK	1	25	50	0	20450	2450	4	20	2175	4	20	2300	/	/	/	23.97	23.87	25.00
CA_4A-4A-7A	4	20	QPSK	1	0	100	0	20300	2300	4	20	2050	7	20	3100	/	/	/	23.45	23.36	24.50
CA_4A-4A-7A	7	20	16QAM	1	0	100	0	20880	2880	4	20	2175	4	20	2300	/	/	/	21.73	21.59	22.50
CA_4A-12B	4	20	QPSK	1	0	100	0	20300	2300	12	10	5095	12	5	5155	/	/	/	23.45	23.36	24.50
CA_4A-4A-12A	4	20	QPSK	1	0	100	0	20300	2300	4	20	2050	12	10	5095	/	/	/	23.45	23.36	24.50
CA_5A-7C	5	10	QPSK	1	25	50	0	20450	2450	7	20	3100	7	20	3298	/	/	/	23.97	23.87	25.00
CA_5A-7C	7	20	16QAM	1	0	100	0	20880	2880	7	20	3048	5	10	2525	/	/	/	21.73	21.55	22.50
CA_5A-66A-66A	5	10	QPSK	1	25	50	0	20450	2450	66	20	66786	66	20	67236	/	/	/	23.97	23.87	25.00
CA_5A-66A-66A	66	20	QPSK	1	99	100	0	132072	66536	66	20	67236	5	10	2525	/	/	/	23.73	23.43	24.50
CA_12A-66A-66A	66	20	QPSK	1	99	100	0	132072	66536	66	20	67236	12	10	5095	/	/	/	23.73	23.38	24.50
CA_2A-4A-5A	2	20	QPSK	1	0	100	0	18700	700	4	20	2175	5	10	2525	/	/	/	23.68	23.49	24.50
CA_2A-4A-5A	4	20	QPSK	1	0	100	0	20300	2300	2	20	900	5	10	2525	/	/	/	23.45	23.36	24.50
CA_2A-4A-5A	5	10	QPSK	1	25	50	0	20450	2450	2	20	900	4	20	2175	/	/	/	23.97	23.87	25.00
CA_7C-66A-66A	7	20	16QAM	1	0	100	0	20880	2880	7	20	3048	66	20	66786	66	20	67236	21.73	21.43	22.50
CA_7C-66A-66A	66	20	QPSK	1	99	100	0	132072	66536	66	20	67236	7	20	3100	7	20	3298	23.73	23.44	24.50
CA_7C-66A-66A	2	20	QPSK	1	0	100	0	18700	700	4	20	2175	7	20	3100	7	20	3298	23.68	23.27	24.50
CA_2A-4A-7C	2	20	16QAM	1	0	100	0	20880	2880	7	20	3048	2	20	900	4	20	2175	21.73	21.60	22.50
CA_2A-4A-7C	4	20	QPSK	1	0	100	0	20300	2300	2	20	900	7	20	3100	7	20	3298	23.45	23.36	24.50
CA_2A-4A-7A-7A	2	20	QPSK	1	0	100	0	18700	700	4	20	2175	7	20	3100	7	20	3350	23.68	23.53	24.50
CA_2A-4A-7A-7A	4	20	QPSK	1	0	100	0	20300	2300	2	20	900	7	20	3100	7	20	3350	23.45	23.36	24.50
CA_2A-4A-7A-7A	7	20	16QAM	1	0	100	0	20880	2880	7	20	3350	2	20	900	4	20	2175	21.73	21.46	22.50
CA_2A-4A-12A-12A	2	20	QPSK	1	0	100	0	18700	700	4	20	2175	12	5	5095	12	5	5155	23.68	23.58	24.50
CA_2A-4A-12A-12A	4	20	QPSK	1	0	100	0	20300	2300	2	20	900	12	5	5095	12	5	5155	23.45	23.36	24.50
CA_2A-2A-12A-66A	2	20	QPSK	1	0	100	0	18700	700	2	20	1100	12	10	5095	66	20	66786	23.68	23.66	24.50
CA_2A-2A-12A-66A	66	20	QPSK	1	99	100	0	132072	66536	2	20	900	12	10	5095	12	10	5095	23.73	23.56	24.50
CA_2A-12B-66A	2	20	QPSK	1	0	100	0	18700	700	12	10	5095	12	5	5155	66	20	66786	23.68	23.48	24.50
CA_2A-12B-66A	66	20	QPSK	1	99	100	0	132072	66536	2	20	900	12	10	5095	12	5	5155	23.73	23.43	24.50
CA_2A-4A-7A-12A	2	20	QPSK	1	0	100	0	18700	700	4	20	2175	7	20	3100	12	10	5095	23.68	23.56	24.50
CA_2A-4A-7A-12A	4	20	QPSK	1	0	100	0	20300	2300	2	20	900	7	20	3100	12	10	5095	23.45	23.36	24.50
CA_2A-4A-7A-12A	7	20	16QAM	1	0	100	0	20880	2880	2	20	900	4	20	2300	12	10	5095	21.73	21.43	22.50

Table 108: Conducted power measurement results of DL CA(Main Antenna, Reduced Power Level D1)

DL LTE CA Class	PCC								SCC1			SCC 2			SCC 3			Power			
	PCC Band	PCC Bandwidth (MHz)	Modulation	PCC UL RB size	PCC UL RB offset	PCC DL RB size	PCC DL RB offset	PCC UL Channel	PCC DL Channel	SCC Band	SCC Bandwidth (MHz)	SCC DL Channel	SCC Band	SCC Bandwidth (MHz)	SCC DL Channel	SCC Band	SCC Bandwidth (MHz)	SCC DL Channel	Rel 8 LTE Tx Power (dBm)	DL LTE CA Tx Power (dBm)	Tune-up
CA_2C	2	20	16QAM	1	99	100	0	18700	700	2	20	888	/	/	/	/	/	/	16.53	16.70	17.50
CA_66B	66	10	16QAM	1	25	50	0	132322	66786	66	10	66888	/	/	/	/	/	/	16.67	16.51	17.50
CA_66C	66	20	16QAM	1	99	100	0	132072	66536	66	20	66734	/	/	/	/	/	/	17.11	16.96	17.50
CA_2A-17A	2	20	16QAM	1	99	100	0	18700	700	17	10	5790	/	/	/	/	/	/	16.93	16.72	17.50
CA_2A-17A	17	10	QPSK	1	49	50	0	23780	5780	2	20	900	/	/	/	/	/	/	18.00	17.86	18.50
CA_4A-17A	4	20	16QAM	1	99	100	0	20300	2300	17	10	5790	/	/	/	/	/	/	18.00	17.86	18.50
CA_4A-17A	17	10	QPSK	1	49	50	0	23780	5780	4	20	2175	/	/	/	/	/	/	23.99	23.78	25.00
CA_5A-7A	5	10	QPSK	1	25	50	0	20450	2450	7	20	3100	/	/	/	/	/	/	23.97	23.87	25.00
CA_5A-7A	7	20	16QAM	1	99	100	0	20880	2880	5	10	2525	/	/	/	/	/	/	21.27	21.20	22.00
CA_66D	66	20	16QAM	1	99	100	0	132072	66536	66	20	66734	66	20	66932	/	/	/	17.11	16.88	17.50
CA_2A-4A-4A	2	20	16QAM	1	99	100	0	18700	700	4	20	2175	4	20	2300	/	/	/	16.93	16.46	17.50
CA_2A-4A-4A	4	20	16QAM	1	99	100	0	20300	2300	4	20	2300	2	20	900	/	/	/	18.00	17.86	18.50
CA_2A-4A-4A	2	20	16QAM	1	99	100	0	18700	700	66	20	66786	66	20	67236	/	/	/	16.93	16.50	17.50
CA_2A-66A-66A	66	20	16QAM	1	99	100	0	132072	66536	66	20	67236	2	20	900	/	/	/	17.11	16.59	17.50
CA_4A-4A-5A	4	20	16QAM	1	99	100	0	20300	2300	4	20	2300	5	10	2525	/	/	/	18.00	17.86	18.50
CA_4A-4A-5A	5	10	QPSK	1	25	50	0	20450	2450	4	20	2175	4	20	2300	/	/	/	23.97	23.87	25.00
CA_4A-4A-7A	4	20	16QAM	1	99	100	0	20880	2880	4	20	2300	7	20	3100	/	/	/	18.00	17.86	18.50
CA_4A-4A-7A	7	20	16QAM	1	99	100	0	20880	2880	4	20	2175	4	20	2300	/	/	/	21.27	21.16	22.00
CA_4A-12B	4	20	16QAM	1	99	100	0	20880	2880	12	10	5095	12	5	5155	/	/	/	18.00	17.86	18.50
CA_4A-12A-12A	4	20	16QAM	1	99	100	0	20880	2880	4	20	2300	12	10	5095	/	/	/	18.00	17.86	18.50
CA_5A-7C	5	10	QPSK	1	25	50	0	20450	2450	7	20										

DL LTE CA Class	PCC									SCC1			SCC 2			SCC 3			Power		
	PCC Band	PCC Bandwidth (MHz)	Modulation	PCC UL RB size	PCC UL RB offset	PCC DL RB size	PCC DL RB offset	PCC UL Channel	PCC DL Channel	SCC Band	SCC Bandwidth (MHz)	SCC DL Channel	SCC Band	SCC Bandwidth (MHz)	SCC DL Channel	SCC Band	SCC Bandwidth (MHz)	SCC DL Channel	Rel 8 LTE Tx Power (dBm)	DL LTE CA Tx Power (dBm)	Tune-up
CA_2C	2	20	16QAM	1	99	100	0	18700	700	2	20	988	/	/	/	/	/	/	12.91	12.74	13.50
CA_66B	66	10	64QAM	1	25	50	0	132322	66786	66	10	66885	/	/	/	/	/	/	11.69	11.66	12.50
CA_66C	66	20	16QAM	1	0	100	0	132072	66536	66	20	66734	/	/	/	/	/	/	12.00	11.56	12.50
CA_2A-17A	2	20	16QAM	1	99	100	0	18700	700	17	10	5790	/	/	/	/	/	/	12.91	12.68	13.50
CA_4A-17A	17	10	QPSK	1	49	50	0	23780	5780	2	20	900	/	/	/	/	/	/	23.99	23.78	25.00
CA_4A-17A	4	20	16QAM	1	99	100	0	20050	2050	17	10	5790	/	/	/	/	/	/	14.49	14.36	15.00
CA_5A-7A	17	10	QPSK	1	49	50	0	23780	5780	4	20	2175	/	/	/	/	/	/	23.99	23.78	25.00
CA_5A-7A	5	10	QPSK	1	25	50	0	20450	2450	7	20	3100	/	/	/	/	/	/	23.97	23.87	25.00
CA_5A-7A	7	20	16QAM	1	99	100	0	20050	2050	5	10	2525	/	/	/	/	/	/	17.94	17.85	18.50
CA_66D	66	20	16QAM	1	0	100	0	132072	66536	66	20	66734	66	20	66932	/	/	/	12.00	11.59	12.50
CA_2A-4A-4A	2	20	16QAM	1	99	100	0	18700	700	4	20	2175	4	20	2300	/	/	/	12.91	12.99	13.50
CA_2A-4A-4A	4	20	16QAM	1	99	100	0	20050	2050	4	20	2300	2	20	900	/	/	/	14.49	14.36	15.00
CA_2A-66A-66A	2	20	16QAM	1	99	100	0	18700	700	66	20	66786	66	20	67236	/	/	/	12.91	12.67	13.50
CA_2A-66A-66A	66	20	16QAM	1	0	100	0	132072	66536	66	20	67236	2	20	900	/	/	/	12.00	11.67	12.50
CA_4A-4A-5A	4	20	16QAM	1	99	100	0	20050	2050	4	20	2300	5	10	2525	/	/	/	14.49	14.36	15.00
CA_4A-4A-5A	5	10	QPSK	1	25	50	0	20450	2450	4	20	2175	4	20	2300	/	/	/	23.97	23.87	25.00
CA_4A-4A-7A	4	20	16QAM	1	99	100	0	20050	2050	4	20	2300	7	20	3100	/	/	/	14.49	14.36	15.00
CA_4A-4A-7A	7	20	16QAM	1	99	100	0	20050	2050	4	20	2175	4	20	2300	/	/	/	17.94	17.66	18.50
CA_4A-12B	4	20	16QAM	1	0	100	0	20050	2050	12	10	5095	12	5	5155	/	/	/	14.49	14.36	15.00
CA_4A-4A-12A	4	20	16QAM	1	99	100	0	20050	2050	4	20	2300	12	10	5095	/	/	/	14.49	14.36	15.00
CA_5A-7C	5	10	QPSK	1	25	50	0	20450	2450	7	20	3100	7	20	3298	/	/	/	23.97	23.87	25.00
CA_5A-7C	7	20	16QAM	1	99	100	0	20050	2050	7	20	3048	5	10	2525	/	/	/	17.94	17.81	18.50
CA_5A-66A-66A	5	10	QPSK	1	25	50	0	20450	2450	66	20	66768	66	20	67236	/	/	/	23.97	23.87	25.00
CA_5A-66A-66A	66	20	16QAM	1	0	100	0	132072	66536	66	20	67236	5	10	2525	/	/	/	12.00	11.68	12.50
CA_12A-66A-66A	66	20	16QAM	1	0	100	0	132072	66536	66	20	67236	12	10	5095	/	/	/	12.00	11.74	12.50
CA_2A-4A-5A	2	20	16QAM	1	99	100	0	18700	700	4	20	2175	5	10	2525	/	/	/	12.91	12.38	13.50
CA_2A-4A-5A	4	20	16QAM	1	99	100	0	20050	2050	2	20	900	5	10	2525	/	/	/	14.49	14.36	15.00
CA_2A-4A-5A	5	10	QPSK	1	25	50	0	20450	2450	2	20	900	4	20	2175	/	/	/	23.97	23.87	25.00
CA_7C-66A-66A	7	20	16QAM	1	99	100	0	20050	2050	7	20	3048	66	20	66786	66	20	67236	17.94	17.53	18.50
CA_7C-66A-66A	66	20	16QAM	1	0	100	0	132072	66536	66	20	67236	7	20	3100	7	20	3298	12.00	11.59	12.50
CA_2A-4A-7C	2	20	16QAM	1	99	100	0	18700	700	4	20	2175	7	20	3100	7	20	3298	12.91	12.46	13.50
CA_2A-4A-7C	7	20	16QAM	1	99	100	0	20050	2050	7	20	3048	2	20	900	4	20	2175	17.94	17.46	18.50
CA_2A-4A-7C	4	20	16QAM	1	99	100	0	20050	2050	2	20	900	7	20	3100	7	20	3298	14.49	14.36	15.00
CA_2A-4A-7A-7A	2	20	16QAM	1	99	100	0	18700	700	4	20	2175	7	20	3100	7	20	3350	12.91	12.99	13.50
CA_2A-4A-7A-7A	4	20	16QAM	1	99	100	0	20050	2050	2	20	900	7	20	3100	7	20	3350	14.49	14.36	15.00
CA_2A-4A-7A-7A	7	20	16QAM	1	99	100	0	20050	2050	7	20	3350	2	20	900	4	20	2175	17.94	17.69	18.50
CA_2A-4A-12A-12A	2	20	16QAM	1	99	100	0	18700	700	4	20	2175	12	5	5095	12	5	5155	12.91	12.64	13.50
CA_2A-4A-12A-12A	4	20	16QAM	1	99	100	0	20050	2050	2	20	900	12	5	5095	12	5	5155	14.49	14.36	15.00
CA_2A-2A-12A-66A	2	20	16QAM	1	99	100	0	18700	700	2	20	1100	12	10	5095	66	20	66786	12.91	12.68	13.50
CA_2A-2A-12A-66A	66	20	16QAM	1	0	100	0	132072	66536	2	20	900	2	20	1100	12	10	5095	12.00	11.58	12.50
CA_2A-12B-66A	2	20	16QAM	1	99	100	0	18700	700	12	10	5095	12	5	5155	66	20	66786	12.91	12.58	13.50
CA_2A-12B-66A	66	20	16QAM	1	0	100	0	132072	66536	2	20	900	12	10	5095	12	5	5155	12.00	11.69	12.50
CA_2A-4A-7A-12A	4	20	16QAM	1	99	100	0	18700	700	4	20	2175	7	20	3100	12	10	5095	12.91	12.52	13.50
CA_2A-4A-7A-12A	4	20	16QAM	1	99	100	0	20050	2050	2	20	900	7	20	3100	12	10	5095	14.49	14.36	15.00
CA_2A-4A-7A-12A	7	20	16QAM	1	99	100	0	20050	2050	2	20	900	4	20	2300	12	10	5095	17.94	17.59	18.50

Table 110: Conducted power measurement results of DL CA(Main Antenna, Reduced Power Level D6)

DL LTE CA Class	PCC									SCC1			SCC 2			SCC 3			Power		
	PCC Band	PCC Bandwidth (MHz)	Modulation	PCC UL RB size	PCC UL RB offset	PCC DL RB size	PCC DL RB offset	PCC UL Channel	PCC DL Channel	SCC Band	SCC Bandwidth (MHz)	SCC DL Channel	SCC Band	SCC Bandwidth (MHz)	SCC DL Channel	SCC Band	SCC Bandwidth (MHz)	SCC DL Channel	Rel 8 LTE Tx Power (dBm)	DL LTE CA Tx Power (dBm)	Tune-up
CA_2C	2	20	16QAM	1	99	100	0	18700	700	2	20	988	/	/	/	/	/	/	16.93	16.50	17.50
CA_66B	66	10	64QAM	1	25	50	0	132322	66786	66	10	66885	/	/	/	/	/	/	16.67	16.61	17.50
CA_66C	66	20	16QAM	1	99	100	0	132072	66536	66	20	66734	/	/	/	/	/	/	17.11	16.85	17.50
CA_2A-17A	2	20	16QAM	1	99	100	0	18700	700	17	10	5790	/	/	/	/	/	/	16.93	16.58	17.50
CA_2A-17A	17	10	QPSK	1	49	50	0	23780	5780	2	20	900	/	/	/	/	/	/	23.99	23.79	25.00
CA_4A-17A	4	20	16QAM	1	99	100	0	20050	2050	17	10	5790	/	/	/	/	/	/	18.00	17.86	18.50
CA_4A-17A	17	10	QPSK	1	49	50	0	23780	5780	4	20	2175	/	/	/	/	/	/	23.99	23.78	25.00
CA_5A-7A	5	10	QPSK	1	25	50	0	20450	2450	7	20	3100	/	/	/	/	/	/	23.97	23.87	25.00
CA_5A-7A	7	20	16QAM	1	99	100	0	20050	2050	5	10	2525	/	/	/	/	/	/	19.36	19.34	20.00
CA_66D	66	20	16QAM	1	99	100	0	132072	66536	66	20	66734	66	20	66932	/	/	/	17.11	16.84	17.50
CA_2A-4A-4A	2	20	16QAM	1	99	100	0	18700	700	4	20	2175	4	20	2300	/	/	/	16.93	16.67	17.50
CA_2A-4A-4A	4	20	16QAM	1	99	100	0	20050	2050	4	20	2300	2	20	900	/	/	/	18.00	17.86	18.50
CA_2A-66A-66A	2	20	16QAM	1	99	100	0	18700	700	66	20	66786	66	20	67236	/	/	/	16.93	16.50	17.50
CA_2A-66A-66A	66	20	16QAM	1	99	100	0	132072	66536	66	20	67236	2	20	900	/	/	/	17.11	16.80	17.50
CA_4A-4A-5A	4	20	16QAM	1	99	100	0	20050	2050	4	20	2300	5	10	2525	/	/	/	16.00	15.86	16.50
CA_4A-4A-5A	5	10	QPSK	1	25	50	0	20450	2450	4	20	2175	4	20	2300	/	/	/	23.97	23.87	25.00
CA_4A-4A-7A	4	20	16QAM	1	99	100	0	20050	2050	4	20	2300	7	20	3100	/	/	/	18.00	17.86	18.50
CA_4A-4A-7A	7	20	16QAM	1	99	100	0	20050	2050	4	20	2175	4	20	2300	/	/	/	19.36	19.28	20.00
CA_4A-12B	4	20	16QAM	1	99	100	0	20050	2050	12	10	5095	12	5	5155	/	/	/	18.00	17.86	18.50
CA_4A-4A-12A	4	20	16QAM	1	99	100	0	20050	2050	4	20	2300	12	10	5095	/	/	/	18.00	17.86	18.50
CA_5A-7C	5	10	QPSK	1																	

### 7.1.32 Conducted power measurements of LTE Downlink 4x4 MIMO

LTE Band	Bandwidth/MHz	Channel	Modulation	RB Size	RB Offset	4x4 DL MIMO Tx. Power (dBm)	Single Antenna Tx. Power (dBm)	Tune-up
LTE Band 2	20	19100CH	64QAM	1	0	18.65	18.74	19.50
LTE Band 4	20	20050CH	QPSK	1	50	20.14	20.25	21.00
LTE Band 7	20	20850CH	16QAM	1	50	17.96	18.14	19.00
LTE Band 66	20	132072CH	16QAM	1	0	21.11	21.20	22.00

Table 112: Conducted power measurement results of LTE DL 4x4 MIMO for Second Antenna(Full Power).

DL LTE CA Class	PCC						SCC1				SCC 2				SCC 3				Power			
	PCC Band	Modulation	PCC UL RB size	PCC UL RB offset	PCC UL Channel	PCC DL Channel	DL Antenna Configuration	SCC Band	SCC Bandwidth (MHz)	SCC DL Channel	DL Antenna Configuration	SCC Band	SCC Bandwidth (MHz)	SCC DL Channel	DL Antenna Configuration	SCC Band	SCC Bandwidth (MHz)	SCC DL Channel	DL Antenna Configuration	without DL 4x4MIMO Tx Power (dBm)	with DL 4x4MIMO Tx Power (dBm)	Tune-up
CA_2C	2	64QAM	1	0	19100	1100	4*4 MIMO	2	20	902	4*4 MIMO	/	/	/	/	/	/	/	/	18.74	18.59	19.50
CA_66C	66	16QAM	1	0	132072	66536	4*4 MIMO	66	20	66734	4*4 MIMO	/	/	/	/	/	/	/	/	21.20	21.06	22.00
CA_2A-17A	2	64QAM	1	0	19100	1100	4*4 MIMO	17	10	5790	2*2 MIMO	/	/	/	/	/	/	/	/	18.74	18.64	19.50
	17	QPSK	1	0	23780	739	2*2 MIMO	2	20	900	4*4 MIMO	/	/	/	/	/	/	/	/	23.75	23.58	24.50
CA_4A-17A	4	QPSK	1	50	20050	2050	4*4 MIMO	17	10	5790	2*2 MIMO	/	/	/	/	/	/	/	/	20.25	20.10	21.00
CA_5A-7A	5	QPSK	1	49	20450	2450	2*2 MIMO	7	20	3100	4*4 MIMO	/	/	/	/	/	/	/	/	23.44	23.21	24.50
	7	16QAM	1	50	20850	2850	4*4 MIMO	5	10	2525	2*2 MIMO	/	/	/	/	/	/	/	/	18.14	18.06	19.00
CA_5A-7C	5	QPSK	1	49	20450	2450	2*2 MIMO	7	20	3100	4*4 MIMO	7	20	3298	4*4 MIMO	/	/	/	/	23.44	23.19	24.50
	7	16QAM	1	50	20850	2850	4*4 MIMO	7	20	3048	4*4 MIMO	5	10	2525	2*2 MIMO	/	/	/	/	18.14	18.04	19.00
CA_4A-12B	4	QPSK	1	50	20050	2050	4*4 MIMO	12	10	5095	2*2 MIMO	12	5	5155	2*2 MIMO	/	/	/	/	20.25	20.11	21.00
CA_4A-4A-7A	4	QPSK	1	50	20050	2050	2*2 MIMO	4	20	2300	2*2 MIMO	7	20	3100	4*4 MIMO	/	/	/	/	20.25	20.18	21.00
	7	16QAM	1	50	20850	2850	4*4 MIMO	4	20	2175	2*2 MIMO	4	20	2300	2*2 MIMO	/	/	/	/	18.14	18.13	19.00
CA_7A-66A-66A	7	16QAM	1	50	20850	2850	4*4 MIMO	66	20	66786	2*2 MIMO	66	20	67036	2*2 MIMO	/	/	/	/	18.14	18.11	19.00
	66	16QAM	1	0	132072	66536	2*2 MIMO	66	20	67036	2*2 MIMO	7	20	3100	4*4 MIMO	/	/	/	/	21.20	21.08	22.00
CA_2A-7A-66A	2	64QAM	1	0	19100	1100	4*4 MIMO	7	20	3100	4*4 MIMO	66	20	66786	4*4 MIMO	/	/	/	/	18.74	18.61	19.50
	7	16QAM	1	50	20850	2850	4*4 MIMO	2	20	900	4*4 MIMO	66	20	66786	4*4 MIMO	/	/	/	/	18.14	18.14	19.00
CA_2A-4A-5A	66	16QAM	1	0	132072	66536	4*4 MIMO	2	20	900	4*4 MIMO	66	20	66786	4*4 MIMO	/	/	/	/	21.20	21.06	22.00
	2	64QAM	1	0	19100	1100	4*4 MIMO	4	20	2175	4*4 MIMO	5	10	2525	2*2 MIMO	/	/	/	/	18.74	18.66	19.50
CA_7C-66A-66A	4	QPSK	1	50	20050	2050	4*4 MIMO	2	20	900	4*4 MIMO	5	10	2525	2*2 MIMO	/	/	/	/	20.25	20.06	21.00
	5	QPSK	1	49	20450	2450	2*2 MIMO	2	20	900	4*4 MIMO	4	20	2175	4*4 MIMO	/	/	/	/	23.44	23.26	24.50
CA_7C-66A-66A	7	16QAM	1	50	20850	2850	4*4 MIMO	7	20	3048	4*4 MIMO	66	20	66786	2*2 MIMO	66	20	67036	2*2 MIMO	18.14	17.96	19.00
	66	16QAM	1	0	132072	66536	2*2 MIMO	66	20	67036	2*2 MIMO	7	20	3100	4*4 MIMO	7	20	3298	4*4 MIMO	21.20	21.11	22.00
CA_2A-4A-7C	2	64QAM	1	0	19100	1100	4*4 MIMO	4	20	2175	4*4 MIMO	7	20	3100	2*2 MIMO	7	20	3298	2*2 MIMO	18.74	18.46	19.50
	4	QPSK	1	50	20050	2050	4*4 MIMO	2	20	900	4*4 MIMO	7	20	3100	2*2 MIMO	7	20	3298	2*2 MIMO	20.25	20.16	21.00
CA_2A-4A-7A	7	16QAM	1	50	20850	2850	2*2 MIMO	7	20	3048	2*2 MIMO	2	20	900	4*4 MIMO	4	20	2175	4*4 MIMO	18.14	17.89	19.00
	2	64QAM	1	0	19100	1100	4*4 MIMO	4	20	2175	4*4 MIMO	7	20	3100	2*2 MIMO	7	20	3350	2*2 MIMO	18.74	18.43	19.50
CA_2A-4A-7A-7A	4	QPSK	1	50	20050	2050	4*4 MIMO	2	20	900	4*4 MIMO	7	20	3100	2*2 MIMO	7	20	3350	2*2 MIMO	20.25	20.24	21.00
	7	16QAM	1	50	20850	2850	2*2 MIMO	7	20	3150	2*2 MIMO	2	20	900	4*4 MIMO	4	20	2175	4*4 MIMO	18.14	17.88	19.00
CA_2A-4A-12A-12A	2	64QAM	1	0	19100	1100	2*2 MIMO	4	20	2175	4*4 MIMO	12	5	5095	2*2 MIMO	12	5	5155	2*2 MIMO	18.74	18.51	19.50
	4	QPSK	1	50	20050	2050	4*4 MIMO	2	20	900	2*2 MIMO	12	5	5095	2*2 MIMO	12	5	5155	2*2 MIMO	20.25	20.07	21.00
CA_2A-2A-12A-66A	2	64QAM	1	0	19100	1100	2*2 MIMO	2	20	700	2*2 MIMO	12	10	5095	2*2 MIMO	66	20	66786	4*4 MIMO	18.74	18.40	19.50
	66	16QAM	1	0	132072	66536	4*4 MIMO	2	20	900	2*2 MIMO	2	20	1100	2*2 MIMO	12	10	5095	2*2 MIMO	21.20	21.21	22.00
CA_2A-4A-7A-12A	2	64QAM	1	0	19100	1100	4*4 MIMO	4	20	2175	4*4 MIMO	7	20	3100	2*2 MIMO	12	10	5095	2*2 MIMO	18.74	18.55	19.50
	4	QPSK	1	50	20050	2050	4*4 MIMO	2	20	900	4*4 MIMO	7	20	3100	2*2 MIMO	12	10	5095	2*2 MIMO	20.25	20.11	21.00
CA_2A-12B-66A	7	16QAM	1	50	20850	2850	2*2 MIMO	2	20	900	4*4 MIMO	4	20	2175	4*4 MIMO	12	10	5095	2*2 MIMO	18.14	18.11	19.00
	2	64QAM	1	0	19100	1100	4*4 MIMO	12	10	5095	2*2 MIMO	12	5	5155	2*2 MIMO	66	20	66786	4*4 MIMO	18.74	18.69	19.50
CA_2A-12B-66A	66	16QAM	1	0	132072	66536	4*4 MIMO	2	20	900	4*4 MIMO	12	10	5095	2*2 MIMO	12	5	5155	2*2 MIMO	21.20	21.06	22.00

Table 113: Conducted power measurement results of LTE DL 4x4 MIMO with CA for Second Antenna(Full Power).

LTE Band	Bandwidth/MHz	Channel	Modulation	RB Size	RB Offset	4x4 DL MIMO Tx. Power (dBm)	Single Antenna Tx. Power (dBm)	Tune-up
LTE Band 2	20	19100CH	16QAM	1	0	11.90	12.11	12.50
LTE Band 4	20	20050CH	16QAM	1	50	13.43	13.55	14.00
LTE Band 7	20	20850CH	16QAM	1	0	12.06	12.02	13.00
LTE Band 66	20	132072CH	16QAM	1	0	14.30	14.55	15.50

Table 114: Conducted power measurement results of LTE DL 4x4 MIMO for Second Antenna(Receiver ON).

DL LTE CA Class	PCC						SCC1				SCC 2				SCC 3				Power			
	PCC Band	Modulation	PCC UL RB size	PCC UL RB offset	PCC UL Channel	PCC DL Channel	DL Antenna Configuration	SCC Band	SCC Bandwidth (MHz)	SCC DL Channel	DL Antenna Configuration	SCC Band	SCC Bandwidth (MHz)	SCC DL Channel	DL Antenna Configuration	SCC Band	SCC Bandwidth (MHz)	SCC DL Channel	DL Antenna Configuration	without DL 4x4MIMO Tx Power (dBm)	with DL 4x4MIMO Tx Power (dBm)	Tune-up
CA_2C	2	16QAM	1	0	19100	1100	4*4 MIMO	2	20	902	4*4 MIMO	/	/	/	/	/	/	/	/	12.11	12.05	13.00
	66	16QAM	1	0	132072	66536	4*4 MIMO	66	20	66734	4*4 MIMO	/	/	/	/	/	/	/	/	14.55	14.36	15.50
CA_2A-17A	2	16QAM	1	0	19100	1100	4*4 MIMO	17	10	5790	2*2 MIMO	/	/	/	/	/	/	/	/	12.11	12.06	13.00
	17	64QAM	1	49	23780	739	2*2 MIMO	2	20	900	4*4 MIMO	/	/	/	/	/	/	/	/	19.91	19.85	20.50
CA_5A-7A	5	64QAM	1	49	20525	2525	2*2 MIMO	7	20	3100	4*4 MIMO	/	/	/	/	/	/	/	/	19.12	18.96	20.00
	7	16QAM	1	0	20850	2850	4*4 MIMO	5	10	2525	2*2 MIMO	/	/	/	/	/	/	/	/	12.02	11.79	13.00
CA_4A-17A	4	16QAM	1	50	20050	2050	4*4 MIMO	17	10	5790	2*2 MIMO	/	/	/	/	/	/	/	/	13.55	13.46	14.00
CA_4A-12B	4	16QAM	1	50	20050	2050	4*4 MIMO	12	10	5095	2*2 MIMO	12	5	5155	2*2 MIMO	/	/	/	/	13.55	13.36	14.00
CA_4A-4A-7A	4	16QAM	1	50	20050	2050	2*2 MIMO	4	20	2300	2*2 MIMO	7	20	3100	4*4 MIMO	/	/	/	/	13.55	13.43	14.00
	7	16QAM	1	0	20850	2850	4*4 MIMO	4	20	2175	2*2 MIMO	4	20	2300	2*2 MIMO	/	/	/	/	12.02	11.96	13.00
CA_7A-66A-66A	7	16QAM	1	0	20850	2850	4*4 MIMO	66	20	66786	2*2 MIMO	66	20	66786	2*2 MIMO	/	/	/	/	12.02	11.86	13.00
	66	16QAM	1	0	132072	66536	2*2 MIMO	66	20	67036	2*2 MIMO	7	20	3100	4*4 MIMO	/	/	/	/	14.55	14.29	15.50
CA_5A-7C	5	64QAM	1	49	20525	2525	2*2 MIMO	7	20	3100	4*4 MIMO	7	20	3298	4*4 MIMO	/	/	/	/	19.12	19.04	20.00
	7	16QAM	1	0	20850	2850	4*4 MIMO	7	20	3048	4*4 MIMO	5	10	2525	2*2 MIMO	/	/	/	/	12.02	11.94	13.00
CA_2A-7A-66A	2	16QAM	1	0	19100	1100	4*4 MIMO	7	20	3100	4*4 MIMO	66	20	66786	4*4 MIMO	/	/	/	/	12.11	12.10	13.00
	7	16QAM	1	0	20850	2850	4*4 MIMO	2	20	900	4*4 MIMO	66	20	66786	4*4 MIMO	/	/	/	/	12.02	11.69	13.00
CA_2A-4A-5A	66	16QAM	1	0	132072	66536	4*4 MIMO	2	20	900	4*4 MIMO	66	20	66786	4*4 MIMO	/	/	/	/	14.55	14.24	15.50
	2	16QAM	1	0	19100	1100	4*4 MIMO	4	20	2175	4*4 MIMO	5	10	2525	2*2 MIMO	/	/	/	/	12.11	12.08	13.00
CA_2A-4A-7A	4	16QAM	1	50	20050	2050	4*4 MIMO	2	20	900	4*4 MIMO	5	10	2525	2*2 MIMO	/	/	/	/	13.55	13.49	14.00
	5	64QAM	1	49	20525	2525	2*2 MIMO	2	20	900	4*4 MIMO	4	20	2175	4*4 MIMO	/	/	/	/	19.12	19.03	20.00
CA_7C-66A-66A	7	16QAM	1	0	20850	2850	4*4 MIMO	7	20	3048	4*4 MIMO	66	20	66786	2*2 MIMO	66	20	67036	2*2 MIMO	12.02	11.88	13.00
	66	16QAM	1	0	132072	66536	4*4 MIMO	66	20	67036	4*4 MIMO	7	20	3100	4*4 MIMO	7	20	3298	4*4 MIMO	14.55	14.38	15.50
CA_2A-4A-7C	2	16QAM	1	0	19100	1100	4*4 MIMO	4	20	2175	4*4 MIMO	7	20	3100	2*2 MIMO	7	20	3298	2*2 MIMO	12.11	12.13	13.00
	4	16QAM	1	50	20050	2050	4*4 MIMO	2	20	900	4*4 MIMO	7	20	3100	2*2 MIMO	7	20	3298	2*2 MIMO	13.55	13.54	14.00
CA_2A-4A-12A-12A	7	16QAM	1	0	20850	2850	2*2 MIMO	7	20	3350	2*2 MIMO	2	20	900	4*4 MIMO	4	20	2175	4*4 MIMO	12.02	11.71	13.00
	2	16QAM	1	0	19100	1100	2*2 MIMO	4	20	2175	4*4 MIMO	12	5	5095	2*2 MIMO	12	5	5155	2*2 MIMO	12.11	12.03	13.00
CA_2A-2A-12A-66A	4	16QAM	1	50	20050	2050	4*4 MIMO	2	20	900	2*2 MIMO	12	5	5095	2*2 MIMO	12	5	5155	2*2 MIMO	13.55	13.24	14.00
	2	16QAM	1	0	19100	1100	2*2 MIMO	2	20	900	2*2 MIMO	12	10	5095	2*2 MIMO	66	20	66786	4*4 MIMO	12.11	11.89	13.00
CA_2A-4A-7A-12A	66	16QAM	1	0	132072	66536	4*4 MIMO	2	20	900	2*2 MIMO	2	20	1100	2*2 MIMO	12	10	5095	2*2 MIMO	14.55	14.41	15.50
	2	16QAM	1	0	19100	1100	4*4 MIMO	4	20	2175	4*4 MIMO	7	20	3100	2*2 MIMO	12	10	5095	2*2 MIMO	12.11	11.98	13.00
CA_2A-4A-7A-12A	4	16QAM	1	50	20050	2050	4*4 MIMO	2	20	900	4*4 MIMO	7	20	3100	2*2 MIMO	12	10	5095	2*2 MIMO	13.55	13.28	14.00
	7	16QAM	1	0	20850	2850	2*2 MIMO	2	20	900	4*4 MIMO	4	20	2175	4*4 MIMO	12	10	5095	2*2 MIMO	12.02	11.89	13.00
CA_2A-12B-66A	2	16QAM	1	0	19100	1100	4*4 MIMO	12	10	5095	2*2 MIMO	12	5	5155	2*2 MIMO	66	20	66786	4*4 MIMO	12.11	12.04	13.00
	66	16QAM	1	0	132072	66536	4*4 MIMO	2	20	900	4*4 MIMO	12	10	5095	2*2 MIMO	12	5	5155	2*2 MIMO	14.55	14.47	15.50

Table 115: Conducted power measurement results of LTE DL 4x4 MIMO with CA for Second Antenna(Receiver ON).

LTE Band	Bandwidth/MHz	Channel	Modulation	RB Size	RB Offset	4x4 DL MIMO Tx. Power (dBm)	Single Antenna Tx. Power (dBm)	Tune-up
LTE Band 2	20	19100CH	16QAM	1	0	11.06	11.17	12.00
LTE Band 4	20	20050CH	16QAM	1	50	11.43	11.72	12.50
LTE Band 7	20	20850CH	16QAM	1	50	18.03	18.14	19.00
LTE Band 66	20	132072CH	16QAM	1	0	12.10	12.13	13.00

Table 116: Conducted power measurement results of LTE DL 4x4 MIMO for Second Antenna(Second Antenna+WiFi Antenna, Receiver ON).

DL LTE CA Class	PCC							SCC1				SCC2				SCC3				Power		
	PCC Band	Modulation	PCC UL RB size	PCC UL RB offset	PCC UL Channel	PCC DL Channel	DL Antenna Configuration	SCC Band	SCC Bandwidth (MHz)	SCC DL Channel	DL Antenna Configuration	SCC Band	SCC Bandwidth (MHz)	SCC DL Channel	DL Antenna Configuration	SCC Band	SCC Bandwidth (MHz)	SCC DL Channel	DL Antenna Configuration	without DL 4x4MIMO Tx Power (dBm)	with DL 4x4MIMO Tx Power (dBm)	Tune-up
CA_2C	2	16QAM	1	0	19100	1100	4*4 MIMO	2	20	902	4*4 MIMO	/	/	/	/	/	/	/	/	11.17	11.06	12.00
CA_66C	66	16QAM	1	0	132072	66536	4*4 MIMO	66	20	66734	4*4 MIMO	/	/	/	/	/	/	/	/	12.13	12.11	13.00
CA_2A-17A	2	16QAM	1	0	19100	1100	4*4 MIMO	17	10	5790	2*2 MIMO	/	/	/	/	/	/	/	/	11.17	11.08	12.00
CA_2A-17A	17	64QAM	1	49	23780	739	2*2 MIMO	2	20	900	4*4 MIMO	/	/	/	/	/	/	/	/	19.91	19.90	20.50
CA_4A-17A	4	16QAM	1	50	20050	2050	4*4 MIMO	17	10	5790	2*2 MIMO	/	/	/	/	/	/	/	/	11.72	11.86	12.50
CA_5A-7A	5	84QAM	1	49	20525	2525	2*2 MIMO	7	20	3100	4*4 MIMO	/	/	/	/	/	/	/	/	19.12	19.04	20.00
CA_5A-7A	7	16QAM	1	0	20850	2850	4*4 MIMO	5	10	2525	2*2 MIMO	/	/	/	/	/	/	/	/	12.02	11.97	13.00
CA_5A-7C	5	64QAM	1	49	20525	2525	2*2 MIMO	7	20	3100	4*4 MIMO	7	20	3298	4*4 MIMO	/	/	/	/	19.12	19.05	20.00
CA_5A-7C	7	16QAM	1	0	20850	2850	4*4 MIMO	7	20	3048	4*4 MIMO	5	10	2525	2*2 MIMO	/	/	/	/	12.02	11.98	13.00
CA_4A-12B	4	16QAM	1	50	20050	2050	4*4 MIMO	12	10	5095	2*2 MIMO	12	5	5155	2*2 MIMO	/	/	/	/	11.72	11.68	12.50
CA_4A-4A-7A	4	16QAM	1	50	20050	2050	2*2 MIMO	4	20	2050	2*2 MIMO	7	20	3100	4*4 MIMO	/	/	/	/	11.72	11.56	12.50
CA_4A-4A-7A	7	16QAM	1	0	20850	2850	4*4 MIMO	4	20	2175	2*2 MIMO	4	20	2175	2*2 MIMO	/	/	/	/	12.02	11.86	13.00
CA_7A-66A-66A	7	16QAM	1	0	20850	2850	4*4 MIMO	66	20	66786	2*2 MIMO	66	20	67036	2*2 MIMO	/	/	/	/	12.02	11.94	13.00
CA_7A-66A-66A	66	16QAM	1	0	132072	66536	2*2 MIMO	66	20	67036	2*2 MIMO	7	20	3100	4*4 MIMO	/	/	/	/	12.13	12.06	13.00
CA_2A-7A-66A	2	16QAM	1	0	19100	1100	4*4 MIMO	7	20	3100	4*4 MIMO	66	20	66786	4*4 MIMO	/	/	/	/	11.17	10.98	12.00
CA_2A-7A-66A	7	16QAM	1	0	20850	2850	4*4 MIMO	2	20	900	4*4 MIMO	66	20	66786	4*4 MIMO	/	/	/	/	12.02	11.86	13.00
CA_2A-7A-66A	66	16QAM	1	0	132072	66536	4*4 MIMO	2	20	900	4*4 MIMO	66	20	66786	4*4 MIMO	/	/	/	/	12.13	12.01	13.00
CA_2A-4A-5A	2	16QAM	1	0	19100	1100	4*4 MIMO	4	20	2175	4*4 MIMO	5	10	2525	2*2 MIMO	/	/	/	/	11.17	11.10	12.00
CA_2A-4A-5A	4	16QAM	1	50	20050	2050	4*4 MIMO	2	20	900	4*4 MIMO	5	10	2525	2*2 MIMO	/	/	/	/	11.72	11.50	12.50
CA_2A-4A-5A	5	64QAM	1	49	20525	2525	2*2 MIMO	2	20	900	4*4 MIMO	4	20	2175	4*4 MIMO	/	/	/	/	19.12	19.10	20.00
CA_7C-66A-66A	7	16QAM	1	0	20850	2850	4*4 MIMO	7	20	3048	4*4 MIMO	66	20	66786	2*2 MIMO	66	20	66786	2*2 MIMO	12.02	11.69	13.00
CA_7C-66A-66A	66	16QAM	1	0	132072	66536	2*2 MIMO	66	20	67036	2*2 MIMO	7	20	3100	4*4 MIMO	7	20	3298	4*4 MIMO	12.13	12.04	13.00
CA_2A-4A-7C	2	16QAM	1	0	19100	1100	4*4 MIMO	4	20	2175	4*4 MIMO	7	20	3100	2*2 MIMO	7	20	3298	2*2 MIMO	11.17	11.18	12.00
CA_2A-4A-7C	4	16QAM	1	50	20050	2050	4*4 MIMO	2	20	900	4*4 MIMO	7	20	3100	2*2 MIMO	7	20	3298	2*2 MIMO	11.72	11.46	12.50
CA_2A-4A-7C	7	16QAM	1	0	20850	2850	2*2 MIMO	7	20	3048	2*2 MIMO	2	20	900	4*4 MIMO	4	20	2175	4*4 MIMO	12.02	11.79	13.00
CA_2A-4A-7A-7A	2	16QAM	1	0	19100	1100	4*4 MIMO	4	20	2175	4*4 MIMO	7	20	3100	2*2 MIMO	7	20	3350	2*2 MIMO	11.17	11.06	12.00
CA_2A-4A-7A-7A	4	16QAM	1	50	20050	2050	4*4 MIMO	2	20	900	4*4 MIMO	7	20	3100	2*2 MIMO	7	20	3350	2*2 MIMO	11.72	11.55	12.50
CA_2A-4A-7A-7A	7	16QAM	1	0	20850	2850	2*2 MIMO	7	20	3150	2*2 MIMO	2	20	900	4*4 MIMO	4	20	2175	4*4 MIMO	12.02	11.89	13.00
CA_2A-4A-12A-12A	2	16QAM	1	0	19100	1100	2*2 MIMO	4	20	2175	4*4 MIMO	12	5	5095	2*2 MIMO	12	5	5155	2*2 MIMO	11.17	11.08	12.00
CA_2A-4A-12A-12A	4	16QAM	1	50	20050	2050	4*4 MIMO	2	20	900	2*2 MIMO	12	5	5095	2*2 MIMO	12	5	5155	2*2 MIMO	11.72	11.43	12.50
CA_2A-2A-12A-66A	2	16QAM	1	0	19100	1100	2*2 MIMO	2	20	900	2*2 MIMO	12	10	5095	2*2 MIMO	66	20	66786	4*4 MIMO	11.17	10.98	12.00
CA_2A-2A-12A-66A	66	16QAM	1	0	132072	66536	4*4 MIMO	2	20	900	2*2 MIMO	2	20	900	2*2 MIMO	12	10	5095	2*2 MIMO	12.13	12.10	13.00
CA_2A-4A-7A-12A	2	16QAM	1	0	19100	1100	4*4 MIMO	4	20	2175	4*4 MIMO	7	20	3100	2*2 MIMO	12	10	5095	2*2 MIMO	11.17	10.99	12.00
CA_2A-4A-7A-12A	4	16QAM	1	50	20050	2050	4*4 MIMO	2	20	900	4*4 MIMO	7	20	3100	2*2 MIMO	12	10	5095	2*2 MIMO	11.72	11.60	12.50
CA_2A-4A-7A-12A	7	16QAM	1	0	20850	2850	2*2 MIMO	2	20	900	4*4 MIMO	4	20	2175	4*4 MIMO	12	10	5095	2*2 MIMO	12.02	11.86	13.00
CA_2A-12B-66A	2	16QAM	1	0	19100	1100	4*4 MIMO	12	10	5095	2*2 MIMO	12	5	5155	2*2 MIMO	66	20	66786	4*4 MIMO	11.17	10.86	12.00
CA_2A-12B-66A	66	16QAM	1	0	132072	66536	4*4 MIMO	2	20	900	4*4 MIMO	12	10	5095	2*2 MIMO	12	5	5155	2*2 MIMO	12.15	12.06	13.00

Table 117: Conducted power measurement results of LTE DL 4x4 MIMO with CA for Second Antenna(Second Antenna+WiFi Antenna, Receiver ON).



LTE Band	Bandwidth/MHz	Channel	Modulation	RB Size	RB Offset	4x4 DL MIMO Tx. Power (dBm)	Single Antenna Tx. Power (dBm)	Tune-up
LTE Band 2	20	19100CH	16QAM	1	99	17.56	17.74	18.50
LTE Band 4	20	20050CH	16QAM	1	0	18.46	18.75	19.50
LTE Band 7	20	20850CH	16QAM	1	50	18.06	18.14	19.00
LTE Band 66	20	132072CH	16QAM	1	0	18.33	18.59	19.50

Table 118: Conducted power measurement results of LTE DL 4x4 MIMO for Second Antenna(Second Antenna+WiFi Antenna, Receiver OFF).

DL LTE CA Class	PCC							SCC1				SCC 2				SCC 3				Power			
	PCC Band	Modulation	PCC UL RB size	PCC UL RB offset	PCC UL Channel	PCC DL Channel	DL Antenna Configuration	SCC Band	SCC Bandwidth (MHz)	SCC DL Channel	DL Antenna Configuration	SCC Band	SCC Bandwidth (MHz)	SCC DL Channel	DL Antenna Configuration	SCC Band	SCC Bandwidth (MHz)	SCC DL Channel	DL Antenna Configuration	without DL 4x4MIMO Tx Power (dBm)	with DL 4x4MIMO Tx Power (dBm)	Tune-up	
CA_2C	2	16QAM	1	99	19100	1100	4*4 MIMO	2	20	902	4*4 MIMO	/	/	/	/	/	/	/	/	/	17.74	17.59	18.50
CA_66C	66	16QAM	1	0	132072	66536	4*4 MIMO	66	20	66734	4*4 MIMO	/	/	/	/	/	/	/	/	/	18.59	18.50	19.50
CA_2A-17A	2	16QAM	1	99	19100	1100	4*4 MIMO	17	10	5790	2*2 MIMO	/	/	/	/	/	/	/	/	/	17.74	17.66	18.50
	17	QPSK	1	0	23780	739	2*2 MIMO	2	20	900	4*4 MIMO	/	/	/	/	/	/	/	/	/	18.14	18.10	19.00
CA_4A-17A	4	16QAM	1	0	20050	2050	4*4 MIMO	17	10	5790	2*2 MIMO	/	/	/	/	/	/	/	/	/	18.75	18.70	19.50
CA_5A-7A	5	QPSK	1	49	20450	2450	2*2 MIMO	7	20	3100	4*4 MIMO	/	/	/	/	/	/	/	/	/	23.44	23.21	24.50
	7	16QAM	1	50	20850	2850	4*4 MIMO	5	10	2525	2*2 MIMO	/	/	/	/	/	/	/	/	/	18.14	18.06	19.00
CA_5A-7C	5	QPSK	1	49	20450	2450	2*2 MIMO	7	20	3100	4*4 MIMO	7	20	3298	4*4 MIMO	/	/	/	/	/	23.44	23.31	24.50
	7	16QAM	1	50	20850	2850	4*4 MIMO	7	20	3048	4*4 MIMO	5	10	2525	2*2 MIMO	/	/	/	/	/	18.14	18.04	19.00
CA_4A-12B	4	16QAM	1	0	20050	2050	4*4 MIMO	12	10	5095	2*2 MIMO	12	5	5155	2*2 MIMO	/	/	/	/	/	18.75	18.54	19.50
CA_4A-4A-7A	4	QPSK	1	50	20050	2050	2*2 MIMO	4	20	2300	2*2 MIMO	7	20	3100	4*4 MIMO	/	/	/	/	/	18.75	18.71	19.50
	7	16QAM	1	50	20850	2850	4*4 MIMO	4	20	2175	2*2 MIMO	4	20	2300	2*2 MIMO	/	/	/	/	/	18.14	18.10	19.00
CA_7A-66A-66A	7	16QAM	1	50	20850	2850	4*4 MIMO	66	20	66786	4*4 MIMO	66	20	67036	2*2 MIMO	/	/	/	/	/	18.14	18.06	19.00
	66	16QAM	1	0	132072	66536	2*2 MIMO	66	20	67036	2*2 MIMO	7	20	3100	4*4 MIMO	/	/	/	/	/	18.59	18.54	19.50
CA_2A-7A-66A	2	16QAM	1	99	19100	1100	4*4 MIMO	7	20	3100	4*4 MIMO	66	20	66786	4*4 MIMO	/	/	/	/	/	17.74	17.59	18.50
	7	16QAM	1	50	20850	2850	4*4 MIMO	2	20	900	4*4 MIMO	66	20	66786	4*4 MIMO	/	/	/	/	/	18.14	18.14	19.00
CA_2A-4A-5A	66	16QAM	1	0	132072	66536	4*4 MIMO	2	20	900	4*4 MIMO	66	20	66786	4*4 MIMO	/	/	/	/	/	18.59	18.52	19.50
	2	16QAM	1	99	19100	1100	4*4 MIMO	4	20	2175	4*4 MIMO	5	10	2525	2*2 MIMO	/	/	/	/	/	17.74	17.55	18.50
CA_2A-4A-5A	4	QPSK	1	50	20050	2050	4*4 MIMO	2	20	900	4*4 MIMO	5	10	2525	2*2 MIMO	/	/	/	/	/	18.75	18.59	19.50
	5	QPSK	1	49	20450	2450	2*2 MIMO	2	20	900	4*4 MIMO	4	20	2175	4*4 MIMO	/	/	/	/	/	23.44	23.18	24.50
CA_7C-66A-66A	7	16QAM	1	50	20850	2850	4*4 MIMO	7	20	3048	4*4 MIMO	66	20	66786	2*2 MIMO	66	20	67036	2*2 MIMO	18.14	17.86	19.00	
	66	16QAM	1	0	132072	66536	2*2 MIMO	66	20	67036	2*2 MIMO	7	20	3100	4*4 MIMO	7	20	3298	4*4 MIMO	18.59	18.53	19.50	
CA_2A-4A-7C	2	16QAM	1	99	19100	1100	4*4 MIMO	4	20	2175	4*4 MIMO	7	20	3100	2*2 MIMO	7	20	3298	2*2 MIMO	17.74	17.49	18.50	
	4	QPSK	1	50	20050	2050	4*4 MIMO	2	20	900	4*4 MIMO	7	20	3100	2*2 MIMO	7	20	3298	2*2 MIMO	18.75	18.59	19.50	
CA_2A-4A-7A-7A	7	16QAM	1	50	20850	2850	2*2 MIMO	7	20	3048	2*2 MIMO	2	20	900	4*4 MIMO	4	20	2175	4*4 MIMO	18.14	18.11	19.00	
	2	16QAM	1	99	19100	1100	4*4 MIMO	4	20	2175	4*4 MIMO	7	20	3100	2*2 MIMO	7	20	3350	2*2 MIMO	17.74	17.38	18.50	
CA_2A-4A-7A-7A	4	QPSK	1	50	20050	2050	4*4 MIMO	2	20	900	4*4 MIMO	7	20	3100	2*2 MIMO	7	20	3350	2*2 MIMO	18.75	18.71	19.50	
	7	16QAM	1	50	20850	2850	2*2 MIMO	7	20	3350	2*2 MIMO	2	20	900	4*4 MIMO	4	20	2175	4*4 MIMO	18.14	17.96	19.00	
CA_2A-4A-12A-12A	2	16QAM	1	99	19100	1100	2*2 MIMO	4	20	2175	4*4 MIMO	12	5	5095	2*2 MIMO	12	5	5155	2*2 MIMO	17.74	17.71	18.50	
CA_2A-4A-12A-12A	4	QPSK	1	50	20050	2050	4*4 MIMO	2	20	900	2*2 MIMO	12	5	5095	2*2 MIMO	12	5	5155	2*2 MIMO	18.75	18.67	19.50	
	2	16QAM	1	99	19100	1100	2*2 MIMO	2	20	700	2*2 MIMO	12	10	5095	2*2 MIMO	66	20	66786	4*4 MIMO	17.74	17.66	18.50	
CA_2A-2A-12A-66A	66	16QAM	1	0	132072	66536	4*4 MIMO	2	20	900	2*2 MIMO	2	20	1100	2*2 MIMO	12	10	5095	2*2 MIMO	18.59	18.52	19.50	
CA_2A-4A-7A-12A	2	16QAM	1	99	19100	1100	4*4 MIMO	4	20	2175	4*4 MIMO	7	20	3100	2*2 MIMO	12	10	5095	2*2 MIMO	17.74	17.59	18.50	
	4	QPSK	1	50	20050	2050	4*4 MIMO	2	20	900	4*4 MIMO	7	20	3100	2*2 MIMO	12	10	5095	2*2 MIMO	18.75	18.52	19.50	
CA_2A-4A-7A-12A	7	16QAM	1	50	20850	2850	2*2 MIMO	2	20	900	4*4 MIMO	4	20	2175	4*4 MIMO	12	10	5095	2*2 MIMO	18.14	18.10	19.00	
	2	16QAM	1	99	19100	1100	4*4 MIMO	12	10	5095	2*2 MIMO	12	5	5155	2*2 MIMO	66	20	66786	4*4 MIMO	17.74	17.54	18.50	
CA_2A-12B-66A	66	16QAM	1	0	132072	66536	4*4 MIMO	2	20	900	4*4 MIMO	12	10	5095	2*2 MIMO	12	5	5155	2*2 MIMO	18.59	18.46	19.50	

Table 119: Conducted power measurement results of LTE DL 4x4 MIMO with CA for Second Antenna(Second Antenna+WiFi Antenna, Receiver OFF).

LTE Band	Bandwidth/MHz	Channel	Modulation	RB Size	RB Offset	4x4 DL MIMO Tx. Power (dBm)	Single Antenna Tx. Power (dBm)	Tune-up
LTE Band 2	20	18700CH	QPSK	1	0	23.57	23.68	24.50
LTE Band 4	20	20300CH	QPSK	1	0	23.40	23.45	24.50
LTE Band 7	20	20850CH	QPSK	1	50	23.26	23.58	24.50
LTE Band 66	20	132072CH	QPSK	1	99	23.61	23.73	24.50

Table 120: Conducted power measurement results of LTE DL 4x4 MIMO for Main Antenna(Full Power).

DL LTE CA Class	PCC						SCC1				SCC 2				SCC 3				Power			
	PCC Band	Modulation	PCC UL RB size	PCC UL RB offset	PCC UL Channel	PCC DL Channel	DL Antenna Configuration	SCC Band	SCC Bandwidth (MHz)	SCC DL Channel	DL Antenna Configuration	SCC Band	SCC Bandwidth (MHz)	SCC DL Channel	DL Antenna Configuration	SCC Band	SCC Bandwidth (MHz)	SCC DL Channel	DL Antenna Configuration	without DL 4x4 MIMO Tx. Power (dBm)	with DL 4x4 MIMO Tx. Power (dBm)	Tune-up
CA_2C	2	QPSK	1	0	18700	700	4*4 MIMO	2	20	898	4*4 MIMO	/	/	/	/	/	/	/	/	23.68	23.46	24.50
CA_66C	66	QPSK	1	99	132072	66536	4*4 MIMO	66	20	66734	4*4 MIMO	/	/	/	/	/	/	/	/	23.73	23.70	24.50
CA_2A-17A	2	QPSK	1	0	18700	700	4*4 MIMO	17	10	5790	2*2 MIMO	/	/	/	/	/	/	/	/	23.68	23.59	24.50
	17	QPSK	1	49	23780	5780	2*2 MIMO	2	20	900	4*4 MIMO	/	/	/	/	/	/	/	/	23.99	23.86	25.00
CA_4A-17A	4	QPSK	1	0	20300	2300	4*4 MIMO	17	10	5790	2*2 MIMO	/	/	/	/	/	/	/	/	23.45	23.41	24.50
CA_5A-7A	5	QPSK	1	25	20450	2450	2*2 MIMO	7	20	3100	4*4 MIMO	/	/	/	/	/	/	/	/	23.97	23.58	25.00
	7	QPSK	1	50	20850	2850	4*4 MIMO	5	10	2525	2*2 MIMO	/	/	/	/	/	/	/	/	23.58	23.49	24.50
CA_5A-7C	5	QPSK	1	25	20450	2450	2*2 MIMO	7	20	3100	4*4 MIMO	7	20	3298	4*4 MIMO	/	/	/	/	23.97	23.86	25.00
	7	QPSK	1	50	20850	2850	4*4 MIMO	7	20	3048	4*4 MIMO	5	10	2525	2*2 MIMO	/	/	/	/	23.58	23.55	24.50
CA_4A-12B	4	QPSK	1	0	20300	2300	4*4 MIMO	12	10	5095	2*2 MIMO	12	5	5155	2*2 MIMO	/	/	/	/	23.45	23.40	24.50
CA_4A-4A-7A	4	QPSK	1	0	20300	2300	2*2 MIMO	4	20	2050	2*2 MIMO	7	20	3100	4*4 MIMO	/	/	/	/	23.45	23.28	24.50
	7	QPSK	1	50	20850	2850	4*4 MIMO	4	20	2175	2*2 MIMO	4	20	2300	2*2 MIMO	/	/	/	/	23.58	23.46	24.50
CA_7A-66A-66A	7	QPSK	1	50	20850	2850	4*4 MIMO	66	20	66786	2*2 MIMO	66	20	67036	2*2 MIMO	/	/	/	/	23.58	23.41	24.50
	66	QPSK	1	99	132072	66536	2*2 MIMO	66	20	67036	2*2 MIMO	7	20	3100	4*4 MIMO	/	/	/	/	23.73	23.68	24.50
CA_2A-7A-66A	2	QPSK	1	0	18700	700	4*4 MIMO	7	20	3100	4*4 MIMO	66	20	66786	4*4 MIMO	/	/	/	/	23.68	23.54	24.50
	7	QPSK	1	50	20850	2850	4*4 MIMO	2	20	900	4*4 MIMO	66	20	66786	4*4 MIMO	/	/	/	/	23.58	23.55	24.50
CA_2A-4A-5A	66	QPSK	1	99	132072	66536	4*4 MIMO	2	20	900	4*4 MIMO	66	20	66786	4*4 MIMO	/	/	/	/	23.73	23.55	24.50
	2	QPSK	1	0	18700	700	4*4 MIMO	4	20	2175	4*4 MIMO	5	10	2525	2*2 MIMO	/	/	/	/	23.68	23.61	24.50
CA_2A-4A-5A	4	QPSK	1	0	20300	2300	4*4 MIMO	2	20	900	4*4 MIMO	5	10	2525	2*2 MIMO	/	/	/	/	23.45	23.36	24.50
	5	QPSK	1	25	20450	2450	2*2 MIMO	2	20	900	4*4 MIMO	4	20	2175	4*4 MIMO	/	/	/	/	23.97	23.76	25.00
CA_7C-66A-66A	7	QPSK	1	50	20850	2850	4*4 MIMO	7	20	3048	4*4 MIMO	66	20	66786	2*2 MIMO	66	20	67036	2*2 MIMO	23.58	23.51	24.50
	66	QPSK	1	99	132072	66536	2*2 MIMO	66	20	67036	2*2 MIMO	7	20	3100	4*4 MIMO	7	20	3298	4*4 MIMO	23.73	23.46	24.50
CA_2A-4A-7C	2	QPSK	1	0	18700	700	4*4 MIMO	4	20	2175	4*4 MIMO	7	20	3100	2*2 MIMO	7	20	3298	2*2 MIMO	23.68	23.57	24.50
	4	QPSK	1	0	20300	2300	4*4 MIMO	2	20	900	4*4 MIMO	7	20	3100	2*2 MIMO	7	20	3298	2*2 MIMO	23.45	23.29	24.50
CA_2A-4A-7A	7	QPSK	1	50	20850	2850	2*2 MIMO	7	20	3048	2*2 MIMO	2	20	900	4*4 MIMO	4	20	2175	4*4 MIMO	23.58	23.53	24.50
	2	QPSK	1	0	18700	700	4*4 MIMO	4	20	2175	4*4 MIMO	7	20	3100	2*2 MIMO	7	20	3350	2*2 MIMO	23.68	23.55	24.50
CA_2A-4A-7A-7A	4	QPSK	1	0	20300	2300	4*4 MIMO	2	20	900	4*4 MIMO	7	20	3100	2*2 MIMO	7	20	3350	2*2 MIMO	23.45	23.35	24.50
	7	QPSK	1	50	20850	2850	2*2 MIMO	7	20	3350	2*2 MIMO	2	20	900	4*4 MIMO	4	20	2175	4*4 MIMO	23.58	23.43	24.50
CA_2A-4A-12A-12A	2	QPSK	1	0	18700	700	2*2 MIMO	4	20	2175	4*4 MIMO	12	5	5095	2*2 MIMO	12	5	5155	2*2 MIMO	23.68	23.43	24.50
	4	QPSK	1	0	20300	2300	4*4 MIMO	2	20	900	2*2 MIMO	12	5	5095	2*2 MIMO	12	5	5155	2*2 MIMO	23.45	23.41	24.50
CA_2A-2A-12A-66A	2	QPSK	1	0	18700	700	2*2 MIMO	2	20	1100	2*2 MIMO	12	10	5095	2*2 MIMO	66	20	66786	4*4 MIMO	23.68	23.64	24.50
	66	QPSK	1	99	132072	66536	4*4 MIMO	2	20	900	2*2 MIMO	2	20	1100	2*2 MIMO	12	10	5095	2*2 MIMO	23.73	23.51	24.50
CA_2A-4A-7A-12A	2	QPSK	1	0	18700	700	4*4 MIMO	4	20	2175	4*4 MIMO	7	20	3100	2*2 MIMO	12	10	5095	2*2 MIMO	23.68	23.52	24.50
	4	QPSK	1	0	20300	2300	4*4 MIMO	2	20	900	4*4 MIMO	7	20	3100	2*2 MIMO	12	10	5095	2*2 MIMO	23.45	23.28	24.50
CA_2A-12B-66A	7	QPSK	1	50	20850	2850	2*2 MIMO	2	20	900	4*4 MIMO	4	20	2175	4*4 MIMO	12	10	5095	2*2 MIMO	23.58	23.43	24.50
	2	QPSK	1	0	18700	700	4*4 MIMO	12	10	5095	2*2 MIMO	12	5	5155	2*2 MIMO	66	20	66786	4*4 MIMO	23.68	23.41	24.50
66	QPSK	1	99	132072	66536	4*4 MIMO	2	20	900	4*4 MIMO	12	10	5095	2*2 MIMO	12	5	5155	2*2 MIMO	23.73	23.61	24.50	

Table 121: Conducted power measurement results of LTE DL 4x4 MIMO with CA for Main Antenna(Full Power).

LTE Band	Bandwidth/MHz	Channel	Modulation	RB Size	RB Offset	4x4 DL MIMO Tx. Power (dBm)	Single Antenna Tx. Power (dBm)	Tune-up
LTE Band 2	20	19100CH	16QAM	1	50	19.86	19.99	20.50
LTE Band 4	20	20300CH	16QAM	1	0	18.59	18.83	19.50
LTE Band 7	20	20850CH	QPSK	50	25	20.10	20.20	21.00
LTE Band 66	20	132072CH	16QAM	1	99	19.00	19.26	19.50

Table 122: Conducted power measurement results of LTE DL 4x4 MIMO for Main Antenna(Reduced Power Level D2).

DL LTE CA Class	PCC							SCC1				SCC 2				SCC 3				Power		
	PCC Band	Modulation	PCC UL RB size	PCC UL RB offset	PCC UL Channel	PCC DL Channel	DL Antenna Configuration	SCC Band	SCC Bandwidth (MHz)	SCC DL Channel	DL Antenna Configuration	SCC Band	SCC Bandwidth (MHz)	SCC DL Channel	DL Antenna Configuration	SCC Band	SCC Bandwidth (MHz)	SCC DL Channel	DL Antenna Configuration	without DL 4x4 MIMO Tx Power (dBm)	with DL 4x4 MIMO Tx Power (dBm)	Tune-up
CA_2C	2	16QAM	1	50	19100	1100	4*4 MIMO	2	20	902	4*4 MIMO	/	/	/	/	/	/	/	/	19.99	19.57	20.50
CA_66C	66	16QAM	1	99	132072	66536	4*4 MIMO	66	20	66734	4*4 MIMO	/	/	/	/	/	/	/	/	19.26	19.18	19.50
CA_2A-17A	2	16QAM	1	50	19100	1100	4*4 MIMO	17	10	5790	2*2 MIMO	/	/	/	/	/	/	/	/	19.99	19.86	20.50
	17	QPSK	1	49	23780	5780	2*2 MIMO	2	20	900	4*4 MIMO	/	/	/	/	/	/	/	/	23.99	23.89	25.00
CA_4A-17A	4	16QAM	1	50	20300	2300	4*4 MIMO	17	10	5790	2*2 MIMO	/	/	/	/	/	/	/	/	20.46	20.40	21.00
	5	QPSK	1	25	20450	2450	2*2 MIMO	7	20	3100	4*4 MIMO	/	/	/	/	/	/	/	/	23.97	23.58	25.00
CA_5A-7A	7	QPSK	50	25	20850	2850	4*4 MIMO	5	10	2525	2*2 MIMO	/	/	/	/	/	/	/	/	20.20	20.11	21.00
	5	QPSK	1	25	20450	2450	2*2 MIMO	7	20	3100	4*4 MIMO	7	20	3298	4*4 MIMO	/	/	/	/	23.97	23.90	25.00
7	QPSK	50	25	20850	2850	4*4 MIMO	7	20	3048	4*4 MIMO	5	10	2525	2*2 MIMO	/	/	/	/	20.20	20.10	21.00	
CA_4A-12B	4	16QAM	1	50	20300	2300	4*4 MIMO	12	10	5095	2*2 MIMO	12	5	5155	2*2 MIMO	/	/	/	/	20.46	20.14	21.00
CA_4A-4A-7A	4	16QAM	1	50	20300	2300	2*2 MIMO	4	20	2050	2*2 MIMO	7	20	3100	4*4 MIMO	/	/	/	/	20.46	20.38	21.00
	7	QPSK	50	25	20850	2850	4*4 MIMO	4	20	2175	2*2 MIMO	4	20	2300	2*2 MIMO	/	/	/	/	20.20	20.16	21.00
7	QPSK	50	25	20850	2850	4*4 MIMO	66	20	66786	2*2 MIMO	66	20	67036	2*2 MIMO	/	/	/	/	20.20	20.11	21.00	
CA_7A-66A-66A	66	16QAM	1	99	132072	66536	2*2 MIMO	66	20	67036	2*2 MIMO	7	20	3100	4*4 MIMO	/	/	/	/	19.26	19.30	19.50
	2	16QAM	1	50	19100	1100	4*4 MIMO	7	20	3100	4*4 MIMO	66	20	66786	4*4 MIMO	/	/	/	/	19.99	19.67	20.50
CA_2A-7A-66A	7	QPSK	50	25	20850	2850	4*4 MIMO	2	20	900	4*4 MIMO	66	20	66786	4*4 MIMO	/	/	/	/	20.20	20.07	21.00
	66	16QAM	1	99	132072	66536	4*4 MIMO	2	20	900	4*4 MIMO	66	20	66786	4*4 MIMO	/	/	/	/	19.26	19.25	19.50
CA_2A-4A-9A	2	16QAM	1	50	19100	1100	4*4 MIMO	4	20	2175	4*4 MIMO	5	10	2525	2*2 MIMO	/	/	/	/	19.99	19.88	20.50
	4	16QAM	1	50	20300	2300	4*4 MIMO	2	20	900	4*4 MIMO	5	10	2525	2*2 MIMO	/	/	/	/	20.46	20.35	21.00
5	QPSK	1	25	20450	2450	2*2 MIMO	2	20	900	4*4 MIMO	4	20	2175	4*4 MIMO	/	/	/	/	23.97	23.86	25.00	
7	QPSK	50	25	20850	2850	4*4 MIMO	7	20	3048	4*4 MIMO	66	20	66786	2*2 MIMO	66	20	67036	2*2 MIMO	20.20	20.08	21.00	
CA_7C-66A-66A	66	16QAM	1	99	132072	66536	2*2 MIMO	66	20	67036	2*2 MIMO	7	20	3100	4*4 MIMO	7	20	3298	4*4 MIMO	19.26	19.24	19.50
	2	16QAM	1	50	19100	1100	4*4 MIMO	4	20	2175	4*4 MIMO	7	20	3100	2*2 MIMO	7	20	3298	2*2 MIMO	19.99	19.69	20.50
CA_2A-4A-7C	4	16QAM	1	50	20300	2300	4*4 MIMO	2	20	900	4*4 MIMO	7	20	3100	2*2 MIMO	7	20	3298	2*2 MIMO	20.46	20.46	21.00
	7	QPSK	50	25	20850	2850	2*2 MIMO	7	20	3048	2*2 MIMO	2	20	900	4*4 MIMO	4	20	2175	4*4 MIMO	20.20	20.17	21.00
CA_2A-4A-7A-7A	2	16QAM	1	50	19100	1100	4*4 MIMO	4	20	2175	4*4 MIMO	7	20	3100	2*2 MIMO	7	20	3350	2*2 MIMO	19.99	19.89	20.50
	4	16QAM	1	50	20300	2300	4*4 MIMO	2	20	900	4*4 MIMO	7	20	3100	2*2 MIMO	7	20	3350	2*2 MIMO	20.46	20.31	21.00
7	QPSK	50	25	20850	2850	2*2 MIMO	7	20	3350	2*2 MIMO	2	20	2175	4*4 MIMO	4	20	2175	4*4 MIMO	20.20	20.16	21.00	
CA_2A-4A-12A-12A	2	16QAM	1	50	19100	1100	2*2 MIMO	4	20	2175	4*4 MIMO	12	5	5095	2*2 MIMO	12	5	5155	2*2 MIMO	19.99	19.91	20.50
	4	16QAM	1	50	20300	2300	4*4 MIMO	2	20	900	2*2 MIMO	12	5	5095	2*2 MIMO	12	5	5155	2*2 MIMO	20.46	20.19	21.00
CA_2A-2A-12A-66A	2	16QAM	1	50	19100	1100	4*4 MIMO	2	20	700	4*4 MIMO	12	10	5095	2*2 MIMO	66	20	66786	4*4 MIMO	19.99	19.76	20.50
	66	16QAM	1	99	132072	66536	4*4 MIMO	2	20	900	4*4 MIMO	2	20	1100	4*4 MIMO	12	10	5095	2*2 MIMO	19.26	19.21	19.50
CA_2A-4A-7A-12A	2	16QAM	1	50	19100	1100	4*4 MIMO	4	20	2175	4*4 MIMO	7	20	3100	2*2 MIMO	12	10	5095	2*2 MIMO	19.99	19.82	20.50
	4	16QAM	1	50	20300	2300	4*4 MIMO	2	20	900	4*4 MIMO	7	20	3100	2*2 MIMO	12	10	5095	2*2 MIMO	20.46	20.19	21.00
7	QPSK	50	25	20850	2850	2*2 MIMO	2	20	900	4*4 MIMO	4	20	2175	4*4 MIMO	12	10	5095	2*2 MIMO	20.20	20.07	21.00	
CA_2A-12B-66A	2	16QAM	1	50	19100	1100	4*4 MIMO	12	10	5095	2*2 MIMO	12	5	5155	2*2 MIMO	66	20	66786	4*4 MIMO	19.99	19.58	20.50
	66	16QAM	1	99	132072	66536	4*4 MIMO	2	20	900	4*4 MIMO	12	10	5095	2*2 MIMO	12	5	5155	2*2 MIMO	19.26	19.20	19.50

Table 123: Conducted power measurement results of LTE DL 4x4 MIMO with CA for Main Antenna(Reduced Power Level D2).



LTE Band	Bandwidth/MHz	Channel	Modulation	RB Size	RB Offset	4x4 DL MIMO Tx. Power (dBm)	Single Antenna Tx. Power (dBm)	Tune-up
LTE Band 2	20	18700CH	QPSK	1	0	23.57	23.68	24.50
LTE Band 4	20	20300CH	QPSK	1	0	23.40	23.45	24.50
LTE Band 7	20	20850CH	16QAM	1	0	21.65	21.73	22.50
LTE Band 66	20	132072CH	QPSK	1	99	23.61	23.73	24.50

Table 124: Conducted power measurement results of LTE DL 4x4 MIMO for Main Antenna(Reduced Power Level D1).

DL LTE CA Class	PCC							SCC1				SCC 2				SCC 3				Power		
	PCC Band	Modulation	PCC UL RB size	PCC UL RB offset	PCC UL Channel	PCC DL Channel	DL Antenna Configuration	SCC Band	SCC Bandwidth (MHz)	SCC DL Channel	DL Antenna Configuration	SCC Band	SCC Bandwidth (MHz)	SCC DL Channel	DL Antenna Configuration	SCC Band	SCC Bandwidth (MHz)	SCC DL Channel	DL Antenna Configuration	without DL 4x4MIMO Tx Power (dBm)	with DL 4x4MIMO Tx Power (dBm)	Tune-up
CA_2C	2	QPSK	1	0	18700	700	4*4 MIMO	2	20	898	4*4 MIMO	/	/	/	/	/	/	/	/	23.68	23.46	24.50
CA_66C	66	QPSK	1	99	132072	66536	4*4 MIMO	66	20	66734	4*4 MIMO	/	/	/	/	/	/	/	/	23.73	23.64	24.50
CA_2A-17A	2	QPSK	1	0	18700	700	4*4 MIMO	17	10	5790	2*2 MIMO	/	/	/	/	/	/	/	/	23.68	23.58	24.50
	17	QPSK	1	49	23780	5780	2*2 MIMO	2	20	900	4*4 MIMO	/	/	/	/	/	/	/	/	23.99	23.94	25.00
CA_4A-17A	4	QPSK	1	0	20300	2300	4*4 MIMO	17	10	5790	2*2 MIMO	/	/	/	/	/	/	/	/	23.45	23.40	24.50
	5	QPSK	1	25	20450	2450	2*2 MIMO	7	20	3100	4*4 MIMO	/	/	/	/	/	/	/	/	23.97	23.58	25.00
CA_5A-7A	7	16QAM	1	0	20850	2850	4*4 MIMO	5	10	2525	2*2 MIMO	/	/	/	/	/	/	/	/	21.73	21.55	22.50
	5	QPSK	1	25	20450	2450	2*2 MIMO	7	20	3100	4*4 MIMO	7	20	3298	4*4 MIMO	/	/	/	/	23.97	23.86	25.00
CA_5A-7C	7	16QAM	1	0	20850	2850	4*4 MIMO	7	20	3048	4*4 MIMO	5	10	2525	2*2 MIMO	/	/	/	/	21.73	21.70	22.50
	4	QPSK	1	0	20300	2300	4*4 MIMO	12	10	5095	2*2 MIMO	12	5	5155	2*2 MIMO	/	/	/	/	23.45	23.40	24.50
CA_4A-12B	4	QPSK	1	0	20300	2300	2*2 MIMO	4	20	2050	2*2 MIMO	7	20	3100	4*4 MIMO	/	/	/	/	23.45	23.34	24.50
	7	16QAM	1	0	20850	2850	4*4 MIMO	4	20	2175	2*2 MIMO	4	20	2300	2*2 MIMO	/	/	/	/	21.73	21.64	22.50
CA_4A-4A-7A	4	QPSK	1	0	20300	2300	2*2 MIMO	4	20	2050	2*2 MIMO	7	20	3100	4*4 MIMO	/	/	/	/	23.45	23.34	24.50
	7	16QAM	1	0	20850	2850	4*4 MIMO	66	20	66786	2*2 MIMO	66	20	67036	2*2 MIMO	/	/	/	/	21.73	21.68	22.50
CA_7A-66A-66A	7	16QAM	1	0	20850	2850	4*4 MIMO	66	20	66786	2*2 MIMO	66	20	67036	2*2 MIMO	/	/	/	/	21.73	21.68	22.50
	66	QPSK	1	99	132072	66536	2*2 MIMO	66	20	67036	2*2 MIMO	7	20	3100	4*4 MIMO	/	/	/	/	23.73	23.64	24.50
CA_2A-7A-66A	2	QPSK	1	0	18700	700	4*4 MIMO	7	20	3100	4*4 MIMO	66	20	66786	4*4 MIMO	/	/	/	/	23.68	23.54	24.50
	7	16QAM	1	0	20850	2850	4*4 MIMO	2	20	900	4*4 MIMO	66	20	66786	4*4 MIMO	/	/	/	/	21.73	21.46	22.50
CA_2A-7A-66A	66	QPSK	1	99	132072	66536	4*4 MIMO	2	20	900	4*4 MIMO	66	20	66786	4*4 MIMO	/	/	/	/	23.73	23.55	24.50
	2	QPSK	1	0	18700	700	4*4 MIMO	4	20	2175	4*4 MIMO	5	10	2525	2*2 MIMO	/	/	/	/	23.68	23.64	24.50
CA_2A-4A-5A	4	QPSK	1	0	20300	2300	4*4 MIMO	2	20	900	4*4 MIMO	5	10	2525	2*2 MIMO	/	/	/	/	23.45	23.36	24.50
	5	QPSK	1	25	20450	2450	2*2 MIMO	2	20	900	4*4 MIMO	4	20	2175	4*4 MIMO	/	/	/	/	23.97	23.87	25.00
CA_7C-66A-66A	7	16QAM	1	0	20850	2850	4*4 MIMO	7	20	3048	4*4 MIMO	66	20	66786	2*2 MIMO	66	20	67036	2*2 MIMO	21.73	21.59	22.50
	66	QPSK	1	99	132072	66536	2*2 MIMO	66	20	67036	2*2 MIMO	7	20	3100	4*4 MIMO	7	20	3298	4*4 MIMO	23.73	23.63	24.50
CA_2A-4A-7C	2	QPSK	1	0	18700	700	4*4 MIMO	4	20	2175	4*4 MIMO	7	20	3100	2*2 MIMO	7	20	3298	2*2 MIMO	23.68	23.58	24.50
	4	QPSK	1	0	20300	2300	4*4 MIMO	2	20	900	4*4 MIMO	7	20	3100	2*2 MIMO	7	20	3298	2*2 MIMO	23.45	23.31	24.50
CA_2A-4A-7A	7	16QAM	1	0	20850	2850	2*2 MIMO	7	20	3048	2*2 MIMO	2	20	900	4*4 MIMO	4	20	2175	4*4 MIMO	21.73	21.49	22.50
	2	QPSK	1	0	18700	700	4*4 MIMO	4	20	2175	4*4 MIMO	7	20	3100	2*2 MIMO	7	20	3150	2*2 MIMO	23.68	23.56	24.50
CA_2A-4A-7A-7A	4	QPSK	1	0	20300	2300	4*4 MIMO	2	20	900	4*4 MIMO	7	20	3100	2*2 MIMO	7	20	3150	2*2 MIMO	23.45	23.29	24.50
	7	16QAM	1	0	20850	2850	2*2 MIMO	7	20	3350	2*2 MIMO	2	20	900	4*4 MIMO	4	20	2175	4*4 MIMO	21.73	21.55	22.50
CA_2A-4A-12A-12A	2	QPSK	1	0	18700	700	2*2 MIMO	4	20	2175	4*4 MIMO	12	5	5095	2*2 MIMO	12	5	5155	2*2 MIMO	23.68	23.64	24.50
	4	QPSK	1	0	20300	2300	4*4 MIMO	2	20	900	2*2 MIMO	12	5	5095	2*2 MIMO	12	5	5155	2*2 MIMO	23.45	23.28	24.50
CA_2A-2A-12A-66A	2	QPSK	1	0	18700	700	2*2 MIMO	2	20	1100	2*2 MIMO	12	10	5095	2*2 MIMO	66	20	66786	4*4 MIMO	23.68	23.57	24.50
	66	QPSK	1	99	132072	66536	4*4 MIMO	2	20	900	2*2 MIMO	2	20	1100	2*2 MIMO	12	10	5095	2*2 MIMO	23.73	23.54	24.50
CA_2A-4A-7A-12A	2	QPSK	1	0	18700	700	4*4 MIMO	4	20	2175	4*4 MIMO	7	20	3100	2*2 MIMO	12	10	5095	2*2 MIMO	23.68	23.53	24.50
	4	QPSK	1	0	20300	2300	4*4 MIMO	2	20	900	4*4 MIMO	7	20	3100	2*2 MIMO	12	10	5095	2*2 MIMO	23.45	23.25	24.50
CA_2A-4A-7A-12A	7	16QAM	1	0	20850	2850	2*2 MIMO	2	20	900	4*4 MIMO	4	20	2175	4*4 MIMO	12	10	5095	2*2 MIMO	21.73	21.51	22.50
	2	QPSK	1	0	18700	700	4*4 MIMO	12	10	5095	2*2 MIMO	12	5	5155	2*2 MIMO	66	20	66786	4*4 MIMO	23.68	23.41	24.50
CA_2A-12B-66A	66	QPSK	1	99	132072	66536	4*4 MIMO	2	20	900	4*4 MIMO	12	10	5095	2*2 MIMO	12	5	5155	2*2 MIMO	23.73	23.61	24.50

Table 125: Conducted power measurement results of LTE DL 4x4 MIMO with CA for Main Antenna(Reduced Power Level D1).

LTE Band	Bandwidth/MHz	Channel	Modulation	RB Size	RB Offset	4x4 DL MIMO Tx. Power (dBm)	Single Antenna Tx. Power (dBm)	Tune-up
LTE Band 2	20	18700CH	16QAM	1	99	16.79	16.93	17.50
LTE Band 4	20	20050CH	64QAM	1	99	17.12	17.35	18.00
LTE Band 7	20	20850CH	16QAM	1	99	21.06	21.27	22.00
LTE Band 66	20	132072CH	16QAM	1	99	17.03	17.11	17.50

Table 126: Conducted power measurement results of LTE DL 4x4 MIMO for Main Antenna(Reduced Power Level D4).

DL LTE CA Class	PCC							SCC1				SCC 2				SCC 3				Power		
	PCC Band	Modulation	PCC UL RB size	PCC UL RB offset	PCC UL Channel	PCC DL Channel	DL Antenna Configuration	SCC Band	SCC Bandwidth (MHz)	SCC DL Channel	DL Antenna Configuration	SCC Band	SCC Bandwidth (MHz)	SCC DL Channel	DL Antenna Configuration	SCC Band	SCC Bandwidth (MHz)	SCC DL Channel	DL Antenna Configuration	without DL 4x4MIMO Tx Power (dBm)	with DL 4x4MIMO Tx Power (dBm)	Tune-up
CA_2C	2	16QAM	1	99	18700	700	4*4 MIMO	2	20	898	4*4 MIMO	/	/	/	/	/	/	/	/	16.93	16.81	17.50
CA_66C	66	16QAM	1	0	132072	66536	4*4 MIMO	66	20	66734	4*4 MIMO	/	/	/	/	/	/	/	/	12.00	11.86	12.50
CA_2A-17A	2	16QAM	1	99	18700	700	4*4 MIMO	17	10	5790	2*2 MIMO	/	/	/	/	/	/	/	/	16.93	16.86	17.50
CA_2A-17A	17	QPSK	1	49	23780	5780	2*2 MIMO	2	20	900	4*4 MIMO	/	/	/	/	/	/	/	/	23.99	23.88	25.00
CA_4A-17A	4	16QAM	1	99	20050	2050	4*4 MIMO	17	10	5790	2*2 MIMO	/	/	/	/	/	/	/	/	18.00	17.86	18.50
CA_5A-7A	5	QPSK	1	25	20450	2450	2*2 MIMO	7	20	3100	4*4 MIMO	/	/	/	/	/	/	/	/	23.97	23.96	25.00
CA_5A-7A	7	16QAM	1	99	20850	2850	4*4 MIMO	7	20	3048	4*4 MIMO	/	/	/	/	/	/	/	/	21.27	21.16	22.00
CA_5A-7C	5	QPSK	1	25	20450	2450	2*2 MIMO	7	20	3100	4*4 MIMO	7	20	3298	4*4 MIMO	/	/	/	/	23.97	23.98	25.00
CA_5A-7C	7	16QAM	1	99	20850	2850	4*4 MIMO	7	20	3048	4*4 MIMO	5	10	2525	2*2 MIMO	/	/	/	/	21.27	21.20	22.00
CA_4A-12B	4	16QAM	1	99	20050	2050	4*4 MIMO	12	10	5095	2*2 MIMO	12	5	5155	2*2 MIMO	/	/	/	/	18.00	17.79	18.50
CA_4A-4A-7A	4	16QAM	1	99	20050	2050	2*2 MIMO	4	20	2050	2*2 MIMO	7	20	3100	4*4 MIMO	/	/	/	/	18.00	17.69	18.50
CA_4A-4A-7A	7	16QAM	1	99	20850	2850	4*4 MIMO	4	20	2175	2*2 MIMO	4	20	2300	2*2 MIMO	/	/	/	/	21.27	21.17	22.00
CA_7A-66A-66A	7	16QAM	1	99	20850	2850	4*4 MIMO	66	20	66786	2*2 MIMO	66	20	67036	2*2 MIMO	/	/	/	/	21.27	21.16	22.00
CA_7A-66A-66A	66	16QAM	1	0	132072	66536	2*2 MIMO	66	20	67036	2*2 MIMO	7	20	3100	4*4 MIMO	/	/	/	/	12.00	11.79	12.50
CA_2A-7A-66A	2	16QAM	1	99	18700	700	4*4 MIMO	7	20	3100	4*4 MIMO	66	20	66786	4*4 MIMO	/	/	/	/	16.93	16.78	17.50
CA_2A-7A-66A	7	16QAM	1	99	20850	2850	4*4 MIMO	2	20	900	4*4 MIMO	66	20	66786	4*4 MIMO	/	/	/	/	21.27	21.20	22.00
CA_2A-7A-66A	66	16QAM	1	0	132072	66536	4*4 MIMO	2	20	900	4*4 MIMO	7	20	3100	4*4 MIMO	/	/	/	/	12.00	11.62	12.50
CA_2A-4A-5A	2	16QAM	1	99	18700	700	4*4 MIMO	4	20	2175	4*4 MIMO	5	10	2525	2*2 MIMO	/	/	/	/	16.93	16.91	17.50
CA_2A-4A-5A	4	16QAM	1	99	20050	2050	4*4 MIMO	2	20	900	4*4 MIMO	5	10	2525	2*2 MIMO	/	/	/	/	18.00	17.58	18.50
CA_2A-4A-5A	5	QPSK	1	25	20450	2450	2*2 MIMO	2	20	900	4*4 MIMO	4	20	2175	4*4 MIMO	/	/	/	/	23.97	23.96	25.00
CA_7C-66A-66A	7	16QAM	1	99	20850	2850	4*4 MIMO	7	20	3048	4*4 MIMO	66	20	66786	2*2 MIMO	66	20	67036	2*2 MIMO	21.27	21.08	22.00
CA_7C-66A-66A	66	16QAM	1	0	132072	66536	2*2 MIMO	66	20	67036	2*2 MIMO	7	20	3100	4*4 MIMO	7	20	3298	4*4 MIMO	12.00	11.68	12.50
CA_2A-4A-7C	2	16QAM	1	99	18700	700	4*4 MIMO	4	20	2175	4*4 MIMO	7	20	3100	2*2 MIMO	7	20	3298	2*2 MIMO	16.93	16.76	17.50
CA_2A-4A-7C	4	16QAM	1	99	20050	2050	4*4 MIMO	2	20	900	4*4 MIMO	7	20	3100	2*2 MIMO	7	20	3298	2*2 MIMO	18.00	17.86	18.50
CA_2A-4A-7C	7	16QAM	1	99	20850	2850	2*2 MIMO	7	20	3048	2*2 MIMO	2	20	900	4*4 MIMO	4	20	2175	4*4 MIMO	21.27	21.16	22.00
CA_2A-4A-7A-7A	2	16QAM	1	99	18700	700	4*4 MIMO	4	20	2175	4*4 MIMO	7	20	3100	2*2 MIMO	7	20	3150	2*2 MIMO	16.93	16.74	17.50
CA_2A-4A-7A-7A	4	16QAM	1	99	20050	2050	4*4 MIMO	2	20	900	4*4 MIMO	7	20	3100	2*2 MIMO	7	20	3150	2*2 MIMO	18.00	17.68	18.50
CA_2A-4A-7A-7A	7	16QAM	1	99	20850	2850	2*2 MIMO	7	20	3350	2*2 MIMO	2	20	900	4*4 MIMO	4	20	2175	4*4 MIMO	21.27	21.11	22.00
CA_2A-4A-12A-12A	2	16QAM	1	99	18700	700	2*2 MIMO	4	20	2175	4*4 MIMO	12	5	5095	2*2 MIMO	12	5	5155	2*2 MIMO	16.93	16.69	17.50
CA_2A-4A-12A-12A	4	16QAM	1	99	20050	2050	4*4 MIMO	2	20	900	2*2 MIMO	12	5	5095	2*2 MIMO	12	5	5155	2*2 MIMO	18.00	17.59	18.50
CA_2A-4A-12A-12A	2	16QAM	1	99	18700	700	2*2 MIMO	2	20	1100	2*2 MIMO	12	10	5095	2*2 MIMO	66	20	66786	4*4 MIMO	16.93	16.73	17.50
CA_2A-2A-12A-66A	66	16QAM	1	0	132072	66536	4*4 MIMO	2	20	900	2*2 MIMO	2	20	1100	2*2 MIMO	12	10	5095	2*2 MIMO	12.00	11.59	12.50
CA_2A-4A-7A-12A	2	16QAM	1	99	18700	700	4*4 MIMO	4	20	2175	4*4 MIMO	7	20	3100	2*2 MIMO	12	10	5095	2*2 MIMO	16.93	16.82	17.50
CA_2A-4A-7A-12A	4	16QAM	1	99	20050	2050	4*4 MIMO	2	20	900	4*4 MIMO	7	20	3100	2*2 MIMO	12	10	5095	2*2 MIMO	18.00	17.58	18.50
CA_2A-4A-7A-12A	7	16QAM	1	99	20850	2850	2*2 MIMO	2	20	900	4*4 MIMO	4	20	2175	4*4 MIMO	12	10	5095	2*2 MIMO	21.27	21.14	22.00
CA_2A-12B-66A	2	16QAM	1	99	18700	700	4*4 MIMO	12	10	5095	2*2 MIMO	12	5	5155	2*2 MIMO	66	20	2145	4*4 MIMO	16.93	16.79	17.50
CA_2A-12B-66A	66	16QAM	1	0	132072	66536	4*4 MIMO	2	20	900	4*4 MIMO	12	10	5095	2*2 MIMO	12	5	5155	2*2 MIMO	12.00	11.84	12.50

Table 127: Conducted power measurement results of LTE DL 4x4 MIMO with CA for Main Antenna(Reduced Power Level D4).

LTE Band	Bandwidth/MHz	Channel	Modulation	RB Size	RB Offset	4x4 DL MIMO Tx. Power (dBm)	Single Antenna Tx. Power (dBm)	Tune-up
LTE Band 2	20	18700CH	16QAM	1	99	12.90	12.91	13.50
LTE Band 4	20	20050CH	16QAM	1	0	12.14	12.28	13.00
LTE Band 7	20	20850CH	16QAM	1	99	17.56	17.94	18.50
LTE Band 66	20	132072CH	16QAM	1	0	11.49	12.00	12.50

Table 128: Conducted power measurement results of LTE DL 4x4 MIMO for Main Antenna(Reduced Power Level D6).

DL LTE CA Class	PCC							SCC1				SCC2				SCC3				Power		
	PCC Band	Modulation	PCC UL RB size	PCC UL RB offset	PCC UL Channel	PCC DL Channel	DL Antenna Configuration	SCC Band	SCC Bandwidth (MHz)	SCC DL Channel	DL Antenna Configuration	SCC Band	SCC Bandwidth (MHz)	SCC DL Channel	DL Antenna Configuration	SCC Band	SCC Bandwidth (MHz)	SCC DL Channel	DL Antenna Configuration	without DL 4x4 MIMO Tx Power (dBm)	with DL 4x4 MIMO Tx Power (dBm)	Tune-up
CA_2C	2	16QAM	1	99	18700	700	4*4 MIMO	2	20	888	4*4 MIMO	/	/	/	/	/	/	/	/	12.91	12.47	13.50
CA_66C	66	16QAM	1	0	132072	66536	4*4 MIMO	66	20	66734	4*4 MIMO	/	/	/	/	/	/	/	/	12.00	11.86	12.50
CA_2A-17A	2	16QAM	1	99	18700	700	4*4 MIMO	17	10	5790	2*2 MIMO	/	/	/	/	/	/	/	/	12.91	12.80	13.50
	17	QPSK	1	49	23780	5780	2*2 MIMO	2	20	900	4*4 MIMO	/	/	/	/	/	/	/	/	23.99	23.94	25.00
CA_4A-17A	4	16QAM	1	99	20050	2050	4*4 MIMO	17	10	5790	2*2 MIMO	/	/	/	/	/	/	/	/	14.49	14.40	15.00
CA_5A-7A	5	QPSK	1	25	20450	2450	2*2 MIMO	7	20	3100	4*4 MIMO	/	/	/	/	/	/	/	/	23.97	23.58	25.00
	7	16QAM	1	99	20850	2850	4*4 MIMO	5	10	2525	2*2 MIMO	/	/	/	/	/	/	/	/	17.94	17.58	18.50
CA_5A-7C	5	QPSK	1	25	20450	2450	2*2 MIMO	7	20	3100	4*4 MIMO	7	20	3298	4*4 MIMO	/	/	/	/	23.97	23.91	25.00
	7	16QAM	1	99	20850	2850	4*4 MIMO	7	20	3048	4*4 MIMO	5	10	2525	2*2 MIMO	/	/	/	/	17.94	17.86	18.50
CA_4A-12B	4	16QAM	1	99	20050	2050	4*4 MIMO	12	10	5095	2*2 MIMO	12	5	5155	2*2 MIMO	/	/	/	/	14.49	14.43	15.00
CA_4A-4A-7A	4	16QAM	1	99	20050	2050	2*2 MIMO	4	20	2050	2*2 MIMO	7	20	3100	4*4 MIMO	/	/	/	/	14.49	14.34	15.00
	7	16QAM	1	99	20850	2850	4*4 MIMO	4	20	2175	2*2 MIMO	4	20	2300	2*2 MIMO	/	/	/	/	17.94	17.85	18.50
CA_7A-66A-66A	7	16QAM	1	99	20850	2850	4*4 MIMO	66	20	66786	2*2 MIMO	66	20	67036	2*2 MIMO	/	/	/	/	17.94	17.81	18.50
	66	16QAM	1	0	132072	66536	2*2 MIMO	66	20	67036	2*2 MIMO	7	20	3100	4*4 MIMO	/	/	/	/	12.00	11.91	12.50
CA_2A-7A-66A	2	16QAM	1	99	18700	700	4*4 MIMO	7	20	3100	4*4 MIMO	66	20	66786	4*4 MIMO	/	/	/	/	12.91	12.83	13.50
	7	16QAM	1	99	20850	2850	4*4 MIMO	2	20	900	4*4 MIMO	66	20	66786	4*4 MIMO	/	/	/	/	17.94	17.64	18.50
CA_2A-4A-5A	66	16QAM	1	0	132072	66536	4*4 MIMO	2	20	900	4*4 MIMO	66	20	66786	4*4 MIMO	/	/	/	/	12.00	11.86	12.50
	2	16QAM	1	99	18700	700	4*4 MIMO	4	20	2175	4*4 MIMO	5	10	2525	2*2 MIMO	/	/	/	/	12.91	12.91	13.50
CA_2A-4A-5A	4	16QAM	1	99	20050	2050	4*4 MIMO	2	20	900	4*4 MIMO	5	10	2525	2*2 MIMO	/	/	/	/	14.49	14.28	15.00
	5	QPSK	1	25	20450	2450	2*2 MIMO	2	20	900	4*4 MIMO	4	20	2175	4*4 MIMO	/	/	/	/	23.97	23.94	25.00
CA_7C-66A-66A	7	16QAM	1	99	20850	2850	4*4 MIMO	7	20	3048	4*4 MIMO	66	20	66786	2*2 MIMO	66	20	67036	2*2 MIMO	17.94	17.59	18.50
	66	16QAM	1	0	132072	66536	2*2 MIMO	66	20	67036	2*2 MIMO	7	20	3100	4*4 MIMO	7	20	3298	4*4 MIMO	12.00	11.86	12.50
CA_2A-4A-7C	2	16QAM	1	99	18700	700	4*4 MIMO	4	20	2175	4*4 MIMO	7	20	3100	2*2 MIMO	7	20	3298	2*2 MIMO	12.91	12.86	13.50
	4	16QAM	1	99	20050	2050	4*4 MIMO	2	20	900	4*4 MIMO	7	20	3100	2*2 MIMO	7	20	3298	2*2 MIMO	14.49	14.34	15.00
CA_2A-4A-7A	7	16QAM	1	99	20850	2850	2*2 MIMO	7	20	3048	2*2 MIMO	2	20	900	4*4 MIMO	4	20	2175	4*4 MIMO	17.94	17.58	18.50
	2	16QAM	1	99	18700	700	4*4 MIMO	4	20	2175	4*4 MIMO	7	20	3100	2*2 MIMO	7	20	3150	2*2 MIMO	12.91	12.79	13.50
CA_2A-4A-7A-7A	4	16QAM	1	99	20050	2050	4*4 MIMO	2	20	900	4*4 MIMO	7	20	3100	2*2 MIMO	7	20	3150	2*2 MIMO	14.49	14.46	15.00
	7	16QAM	1	99	20850	2850	2*2 MIMO	7	20	3350	2*2 MIMO	2	20	900	4*4 MIMO	4	20	2175	4*4 MIMO	17.94	17.63	18.50
CA_2A-4A-12A-12A	2	16QAM	1	99	18700	700	2*2 MIMO	4	20	2175	4*4 MIMO	12	5	5095	2*2 MIMO	12	5	5155	2*2 MIMO	12.91	12.81	13.50
	4	16QAM	1	99	20050	2050	4*4 MIMO	2	20	900	2*2 MIMO	12	5	5095	2*2 MIMO	12	5	5155	2*2 MIMO	14.49	14.30	15.00
CA_2A-2A-12A-66A	2	16QAM	1	99	18700	700	2*2 MIMO	2	20	1100	2*2 MIMO	12	10	5095	2*2 MIMO	66	20	66786	4*4 MIMO	12.91	12.81	13.50
	66	16QAM	1	0	132072	66536	4*4 MIMO	2	20	900	2*2 MIMO	2	20	1100	2*2 MIMO	12	10	5095	2*2 MIMO	12.00	11.84	12.50
CA_2A-4A-7A-12A	2	16QAM	1	99	18700	700	4*4 MIMO	4	20	2175	4*4 MIMO	7	20	3100	2*2 MIMO	12	10	5095	2*2 MIMO	12.91	12.86	13.50
	4	16QAM	1	99	20050	2050	4*4 MIMO	2	20	900	4*4 MIMO	7	20	3100	2*2 MIMO	12	10	5095	2*2 MIMO	14.49	14.16	15.00
CA_2A-4A-7A-12A	7	16QAM	1	99	20850	2850	2*2 MIMO	2	20	900	4*4 MIMO	4	20	2175	4*4 MIMO	12	10	5095	2*2 MIMO	17.94	17.86	18.50
	2	16QAM	1	99	18700	700	4*4 MIMO	12	10	5095	2*2 MIMO	12	5	5155	2*2 MIMO	66	20	66786	4*4 MIMO	12.91	12.80	13.50
CA_2A-12B-66A	66	16QAM	1	0	132072	66536	4*4 MIMO	2	20	900	4*4 MIMO	12	10	5095	2*2 MIMO	12	5	5155	2*2 MIMO	12.00	11.69	12.50

Table 129: Conducted power measurement results of LTE DL 4x4 MIMO with CA for Main Antenna(Reduced Power Level D6).

LTE Band	Bandwidth/MHz	Channel	Modulation	RB Size	RB Offset	4x4 DL MIMO Tx. Power (dBm)	Single Antenna Tx. Power (dBm)	Tune-up
LTE Band 2	20	18700CH	16QAM	1	99	16.86	16.93	17.50
LTE Band 4	20	20050CH	64QAM	1	99	17.12	17.35	18.00
LTE Band 7	20	20850CH	16QAM	1	0	19.26	19.36	20.00
LTE Band 66	20	132072CH	16QAM	1	99	17.04	17.11	17.50

Table 130: Conducted power measurement results of LTE DL 4x4 MIMO for Main Antenna(Reduced Power Level D5).

DL LTE CA Class	PCC							SCC1				SCC 2			SCC 3				Power		Tune-up		
	PCC Band	Modulation	PCC UL RB size	PCC UL RB offset	PCC UL Channel	PCC DL Channel	DL Antenna Configuration	SCC Band	SCC Bandwidth (MHz)	SCC DL Channel	DL Antenna Configuration	SCC Band	SCC Bandwidth (MHz)	SCC DL Channel	DL Antenna Configuration	SCC Band	SCC Bandwidth (MHz)	SCC DL Channel	DL Antenna Configuration	without DL 4x4MIMO Tx Power (dBm)		with DL 4x4MIMO Tx Power (dBm)	
CA_2C	2	16QAM	1	99	18700	700	4*4 MIMO	2	20	898	4*4 MIMO	/	/	/	/	/	/	/	/	/	16.93	16.86	17.50
CA_66C	66	16QAM	1	0	132072	66536	4*4 MIMO	66	20	66734	4*4 MIMO	/	/	/	/	/	/	/	/	/	12.00	11.83	12.50
CA_2A-17A	2	16QAM	1	99	18700	700	4*4 MIMO	17	10	5790	2*2 MIMO	/	/	/	/	/	/	/	/	/	16.93	16.80	17.50
	17	QPSK	1	49	23780	5780	2*2 MIMO	2	20	900	4*4 MIMO	/	/	/	/	/	/	/	/	/	23.99	23.92	25.00
CA_4A-17A	4	16QAM	1	99	20050	2050	4*4 MIMO	17	10	5790	2*2 MIMO	/	/	/	/	/	/	/	/	/	18.00	17.86	18.50
CA_5A-7A	5	QPSK	1	25	20450	2450	2*2 MIMO	7	20	3100	4*4 MIMO	/	/	/	/	/	/	/	/	/	23.97	23.84	25.00
	7	16QAM	1	0	20850	2850	4*4 MIMO	5	10	2525	2*2 MIMO	/	/	/	/	/	/	/	/	/	19.36	19.36	20.00
CA_5A-7C	5	QPSK	1	25	20450	2450	2*2 MIMO	7	20	3100	4*4 MIMO	7	20	3298	4*4 MIMO	/	/	/	/	/	23.97	23.94	25.00
	7	16QAM	1	0	20850	2850	4*4 MIMO	7	20	3048	4*4 MIMO	5	10	2525	2*2 MIMO	/	/	/	/	/	19.36	19.34	20.00
CA_4A-12B	4	16QAM	1	99	20050	2050	4*4 MIMO	12	10	5095	2*2 MIMO	12	5	5155	2*2 MIMO	/	/	/	/	/	18.00	17.96	18.50
CA_4A-1A-7A	4	16QAM	1	99	20050	2050	2*2 MIMO	4	20	2050	2*2 MIMO	7	20	3100	4*4 MIMO	/	/	/	/	/	18.00	17.94	18.50
	7	16QAM	1	0	20850	2850	4*4 MIMO	4	20	2175	2*2 MIMO	4	20	2300	2*2 MIMO	/	/	/	/	/	19.36	19.38	20.00
CA_7A-66A-66A	7	16QAM	1	0	20850	2850	4*4 MIMO	66	20	66786	2*2 MIMO	66	20	67036	2*2 MIMO	/	/	/	/	/	19.36	19.25	20.00
	66	16QAM	1	0	132072	66536	2*2 MIMO	66	20	67036	2*2 MIMO	7	20	3100	4*4 MIMO	/	/	/	/	/	12.00	11.89	12.50
CA_2A-7A-66A	2	16QAM	1	99	18700	700	4*4 MIMO	7	20	3100	4*4 MIMO	66	20	66786	4*4 MIMO	/	/	/	/	/	16.93	16.71	17.50
	7	16QAM	1	0	20850	2850	4*4 MIMO	2	20	900	4*4 MIMO	66	20	66786	4*4 MIMO	/	/	/	/	/	19.36	19.45	20.00
	66	16QAM	1	0	132072	66536	4*4 MIMO	2	20	900	4*4 MIMO	7	20	3100	4*4 MIMO	/	/	/	/	/	12.00	11.92	12.50
CA_2A-4A-5A	2	16QAM	1	99	18700	700	4*4 MIMO	4	20	2175	4*4 MIMO	5	10	2525	2*2 MIMO	/	/	/	/	/	16.93	16.76	17.50
	4	16QAM	1	99	20050	2050	4*4 MIMO	2	20	900	4*4 MIMO	5	10	2525	2*2 MIMO	/	/	/	/	/	18.00	17.92	18.50
	5	QPSK	1	25	20450	2450	2*2 MIMO	2	20	900	4*4 MIMO	4	20	2175	4*4 MIMO	/	/	/	/	/	23.97	23.86	25.00
CA_7C-66A-66A	7	16QAM	1	0	20850	2850	4*4 MIMO	7	20	3048	4*4 MIMO	66	20	66786	2*2 MIMO	66	20	67036	2*2 MIMO	19.36	19.27	20.00	
	66	16QAM	1	0	132072	66536	2*2 MIMO	66	20	67036	2*2 MIMO	7	20	3100	4*4 MIMO	7	20	3298	4*4 MIMO	12.00	11.91	12.50	
CA_2A-1A-7C	2	16QAM	1	99	18700	700	4*4 MIMO	4	20	2175	4*4 MIMO	7	20	3100	2*2 MIMO	7	20	3298	2*2 MIMO	16.93	16.86	17.50	
	4	16QAM	1	99	20050	2050	4*4 MIMO	2	20	900	4*4 MIMO	7	20	3100	2*2 MIMO	7	20	3298	2*2 MIMO	18.00	17.94	18.50	
	7	16QAM	1	0	20850	2850	2*2 MIMO	7	20	3048	2*2 MIMO	2	20	900	4*4 MIMO	4	20	2175	4*4 MIMO	19.36	19.30	20.00	
CA_2A-4A-7A-7A	2	16QAM	1	99	18700	700	4*4 MIMO	4	20	2175	4*4 MIMO	7	20	3100	2*2 MIMO	7	20	3150	2*2 MIMO	16.93	16.89	17.50	
	4	16QAM	1	99	20050	2050	4*4 MIMO	2	20	900	4*4 MIMO	7	20	3100	2*2 MIMO	7	20	3150	2*2 MIMO	18.00	17.78	18.50	
	7	16QAM	1	0	20850	2850	2*2 MIMO	7	20	3350	2*2 MIMO	2	20	900	4*4 MIMO	4	20	2175	4*4 MIMO	19.36	19.31	20.00	
CA_2A-4A-12A-12A	2	16QAM	1	99	18700	700	2*2 MIMO	4	20	2175	4*4 MIMO	12	5	5095	2*2 MIMO	12	5	5155	2*2 MIMO	16.93	16.75	17.50	
	4	16QAM	1	99	20050	2050	4*4 MIMO	2	20	900	2*2 MIMO	12	5	5095	2*2 MIMO	12	5	5155	2*2 MIMO	18.00	17.86	18.50	
CA_2A-2A-12A-66A	2	16QAM	1	99	18700	700	2*2 MIMO	2	20	1100	2*2 MIMO	12	10	5095	2*2 MIMO	66	20	66786	4*4 MIMO	16.93	16.38	17.50	
	66	16QAM	1	0	132072	66536	4*4 MIMO	2	20	900	2*2 MIMO	2	20	1100	2*2 MIMO	12	10	5095	2*2 MIMO	12.00	11.79	12.50	
CA_2A-4A-7A-12A	2	16QAM	1	99	18700	700	4*4 MIMO	4	20	2175	4*4 MIMO	7	20	3100	2*2 MIMO	12	10	5095	2*2 MIMO	16.93	16.59	17.50	
	4	16QAM	1	99	20050	2050	4*4 MIMO	2	20	900	4*4 MIMO	7	20	3100	2*2 MIMO	12	10	5095	2*2 MIMO	18.00	17.69	18.50	
	7	16QAM	1	0	20850	2850	2*2 MIMO	2	20	900	4*4 MIMO	4	20	2175	4*4 MIMO	12	10	5095	2*2 MIMO	19.36	19.14	20.00	
CA_2A-12B-66A	2	16QAM	1	99	18700	700	4*4 MIMO	12	10	5095	2*2 MIMO	12	5	5155	2*2 MIMO	66	20	2145	4*4 MIMO	16.93	16.66	17.50	
	66	16QAM	1	0	132072	66536	4*4 MIMO	2	20	900	4*4 MIMO	12	10	5095	2*2 MIMO	12	5	5155	2*2 MIMO	19.36	19.22	20.00	

Table 131: Conducted power measurement results of LTE DL 4x4 MIMO with CA for Main Antenna(Reduced Power Level D5).

### 7.1.33 Conducted Power measurements of Uplink LTE CA

For Intra-band uplink LTE CA measurement, the following procedure is applied:

Maximum output power is measured for each UL CA configuration for the required test channels :

- UL PCC configuration is determined by the required test channel
- SCC and subsequent CCs are added alternatively to either side of the PCC or within the transmission band for channels at the ends of a frequency band.

The MPR information for Intra-band uplink LTE CA is as below:

For intra-band contiguous carrier aggregation the allowed Maximum Power Reduction (MPR) for the maximum output power in Table 6.2.2A.0-2 due to higher order modulation and contiguously allocated transmissions (resource blocks) is specified in Table 6.2.3A.1.3-1. In case the modulation format is different on different component carriers then the MPR is determined by the rules applied to higher order of those modulations.

**Table 6.2.3A.1.3-1: Maximum Power Reduction (MPR) for Power Class 3**

Modulation	CA bandwidth Class B and C							MPR (dB)
	25 RB + 50 RB	50 RB + 50 RB	25 RB + 100 RB	50 RB + 100 RB	75 RB + 75 RB	75 RB + 100 RB	100 RB + 100 RB	
QPSK	> 8 and ≤ 25	> 12 and ≤ 50	> 8 and ≤ 25	> 12 and ≤ 50	> 16 and ≤ 75	> 16 and ≤ 75	> 18 and ≤ 100	≤ 1
QPSK	> 25	> 50	> 25	> 50	> 75	> 75	> 100	≤ 2
16 QAM	≤ 8	≤ 12	≤ 8	≤ 12	≤ 16	≤ 16	≤ 18	≤ 1
16 QAM	> 8 and ≤ 25	> 12 and ≤ 50	> 8 and ≤ 25	> 12 and ≤ 50	> 16 and ≤ 75	> 16 and ≤ 75	> 18 and ≤ 100	≤ 2
16 QAM	> 25	> 50	> 25	> 50	> 75	> 75	> 100	≤ 3

Table 132: MPR information for Uplink intra-band contiguous CA(QPSK and 16QAM)

For intra-band contiguous carrier aggregation the allowed Maximum Power Reduction (MPR) for the maximum output power in Table 6.2.2A.0-2 due to higher order modulation and contiguously aggregated transmit bandwidth configuration (resource blocks) is specified in Table 6.2.3A.1\_1.3-1. In case the modulation format is different on different component carriers then the MPR is determined by the rules applied to higher order of those modulations.

**Table 6.2.3A.1\_1.3-1: Maximum Power Reduction (MPR) for Power Class 3**

Modulation	CA bandwidth Class B and C							MPR (dB)
	25 RB + 50 RB	50 RB + 50 RB	25 RB + 100 RB	50 RB + 100 RB	75 RB + 75 RB	75 RB + 100 RB	100 RB + 100 RB	
64 QAM	≤ 8 and allocation wholly contained within a single CC	≤ 12 and allocation wholly contained within a single CC	≤ 8 and allocation wholly contained within a single CC	≤ 12 and allocation wholly contained within a single CC	≤ 16 and allocation wholly contained within a single CC	≤ 16 and allocation wholly contained within a single CC	≤ 18 and allocation wholly contained within a single CC	≤ 2
64 QAM	> 8 or allocation extends across two CC's	> 12 or allocation extends across two CC's	> 8 or allocation extends across two CC's	> 12 or allocation extends across two CC's	> 16 or allocation extends across two CC's	> 16 or allocation extends across two CC's	> 18 or allocation extends across two CC's	≤ 3

Table 133: MPR information for Uplink intra-band contiguous CA(64QAM)



The UL CA conducted power measurements results are as below:

Antenna	CA Combination	Test Scenario	Modulation	PCC						SCC					conducted power (dbm)	Tune up (dbm)
				PCC Band	PCC Bandwidth (MHz)	PCC UL RB size	PCC UL RB offset	PCC UL Channel	PCC DL Channel	SCC Band	SCC Bandwidth (MHz)	SCC UL Channel	SCC UL RB size	SCC UL RB offset		
SEC ANT	CA_7C	Receiver on	QPSK	7	20	1	99	20850	2850	7	20	21048	1	0	11.58	13.00
SEC ANT	CA_7C	Receiver on	QPSK	7	20	1	99	21100	3100	7	20	21298	1	0	11.64	13.00
SEC ANT	CA_7C	Receiver on	QPSK	7	20	1	0	21100	3100	7	20	20902	1	99	11.59	13.00
SEC ANT	CA_7C	Receiver on	QPSK	7	20	1	0	21350	2560	7	20	21152	1	99	11.56	13.00
SEC ANT	CA_7C	Full power	QPSK	7	20	1	99	20850	2850	7	20	21048	1	0	17.65	19.00
SEC ANT	CA_7C	Full power	QPSK	7	20	1	99	21100	3100	7	20	21298	1	0	17.68	19.00
SEC ANT	CA_7C	Full power	QPSK	7	20	1	0	21100	3100	7	20	20902	1	99	17.47	19.00
SEC ANT	CA_7C	Full power	QPSK	7	20	1	0	21350	2560	7	20	21152	1	99	17.35	19.00
MAIN ANT	CA_7C	Full power	QPSK	7	20	1	99	20850	2850	7	20	21048	1	0	23.51	24.50
MAIN ANT	CA_7C	Full power	QPSK	7	20	1	99	21100	3100	7	20	21298	1	0	23.17	24.50
MAIN ANT	CA_7C	Full power	QPSK	7	20	1	0	21100	3100	7	20	20902	1	99	23.48	24.50
MAIN ANT	CA_7C	Full power	QPSK	7	20	1	0	21350	2560	7	20	21152	1	99	23.37	24.50
MAIN ANT	CA_7C	Power Level D2	QPSK	7	20	1	99	20850	2850	7	20	21048	1	0	20.04	21.00
MAIN ANT	CA_7C	Power Level D2	QPSK	7	20	1	99	21100	3100	7	20	21298	1	0	19.83	21.00
MAIN ANT	CA_7C	Power Level D2	QPSK	7	20	1	0	21100	3100	7	20	20902	1	99	19.99	21.00
MAIN ANT	CA_7C	Power Level D2	QPSK	7	20	1	0	21350	2560	7	20	21152	1	99	19.88	21.00
MAIN ANT	CA_7C	Power Level D1	QPSK	7	20	1	99	20850	2850	7	20	21048	1	0	21.50	22.50
MAIN ANT	CA_7C	Power Level D1	QPSK	7	20	1	99	21100	3100	7	20	21298	1	0	21.41	22.50
MAIN ANT	CA_7C	Power Level D1	QPSK	7	20	1	0	21100	3100	7	20	20902	1	99	21.54	22.50
MAIN ANT	CA_7C	Power Level D1	QPSK	7	20	1	0	21350	2560	7	20	21152	1	99	21.38	22.50
MAIN ANT	CA_7C	Power Level D6	QPSK	7	20	1	99	20850	2850	7	20	21048	1	0	17.37	18.50
MAIN ANT	CA_7C	Power Level D6	QPSK	7	20	1	99	21100	3100	7	20	21298	1	0	17.26	18.50
MAIN ANT	CA_7C	Power Level D6	QPSK	7	20	1	0	21100	3100	7	20	20902	1	99	17.30	18.50
MAIN ANT	CA_7C	Power Level D6	QPSK	7	20	1	0	21350	2560	7	20	21152	1	99	17.23	18.50
MAIN ANT	CA_7C	Power Level D5	QPSK	7	20	1	99	20850	2850	7	20	21048	1	0	19.02	20.00
MAIN ANT	CA_7C	Power Level D5	QPSK	7	20	1	99	21100	3100	7	20	21298	1	0	18.75	20.00
MAIN ANT	CA_7C	Power Level D5	QPSK	7	20	1	0	21100	3100	7	20	20902	1	99	18.91	20.00
MAIN ANT	CA_7C	Power Level D5	QPSK	7	20	1	0	21350	2560	7	20	21152	1	99	18.86	20.00
MAIN ANT	CA_7C	Power Level D4	QPSK	7	20	1	99	20850	2850	7	20	21048	1	0	21.05	22.00
MAIN ANT	CA_7C	Power Level D4	QPSK	7	20	1	99	21100	3100	7	20	21298	1	0	20.79	22.00
MAIN ANT	CA_7C	Power Level D4	QPSK	7	20	1	0	21100	3100	7	20	20902	1	99	21.02	22.00
MAIN ANT	CA_7C	Power Level D4	QPSK	7	20	1	0	21350	2560	7	20	21152	1	99	20.86	22.00
SEC ANT	CA_38C	Receiver on	QPSK	38	20	1	99	37850	2580	38	20	38048	1	0	12.92	14.50
SEC ANT	CA_38C	Receiver on	QPSK	38	20	1	99	37901	2595	38	20	38099	1	0	<b>13.37</b>	14.50
SEC ANT	CA_38C	Receiver on	QPSK	38	20	1	0	38099	2595	38	20	37901	1	99	13.18	14.50
SEC ANT	CA_38C	Receiver on	QPSK	38	20	1	0	38150	2610	38	20	37952	1	99	13.25	14.50
SEC ANT	CA_38C	Full power	QPSK	38	20	1	99	37850	2580	38	20	38048	1	0	19.35	21.00
SEC ANT	CA_38C	Full power	QPSK	38	20	1	99	37901	2595	38	20	38099	1	0	<b>19.41</b>	21.00
SEC ANT	CA_38C	Full power	QPSK	38	20	1	0	38099	2595	38	20	37901	1	99	19.38	21.00
SEC ANT	CA_38C	Full power	QPSK	38	20	1	0	38150	2610	38	20	37952	1	99	19.34	21.00
SEC ANT	CA_38C	Receiver on+WIFI Antenna	QPSK	38	20	1	99	37850	2580	38	20	38048	1	0	12.96	13.50
SEC ANT	CA_38C	Receiver on+WIFI Antenna	QPSK	38	20	1	99	37901	2595	38	20	38099	1	0	13.09	13.50

SEC ANT	CA_38C	Receiver on+WiFi Antenna	QPSK	38	20	1	0	38099	2595	38	20	37901	1	99	13.13	13.50
SEC ANT	CA_38C	Receiver on+WiFi Antenna	QPSK	38	20	1	0	38150	2610	38	20	37952	1	99	13.06	13.50
SEC ANT	CA_38C	Receiver off+WiFi Antenna	QPSK	38	20	1	99	37850	2580	38	20	38048	1	0	19.51	20.00
SEC ANT	CA_38C	Receiver off+WiFi Antenna	QPSK	38	20	1	99	37901	2595	38	20	38099	1	0	19.48	20.00
SEC ANT	CA_38C	Receiver off+WiFi Antenna	QPSK	38	20	1	0	38099	2595	38	20	37901	1	99	19.54	20.00
SEC ANT	CA_38C	Receiver off+WiFi Antenna	QPSK	38	20	1	0	38150	2610	38	20	37952	1	99	19.39	20.00
MAIN ANT	CA_38C	Full power	QPSK	38	20	1	99	37850	2580	38	20	38048	1	0	23.21	24.50
MAIN ANT	CA_38C	Full power	QPSK	38	20	1	99	37901	2595	38	20	38099	1	0	23.31	24.50
MAIN ANT	CA_38C	Full power	QPSK	38	20	1	0	38099	2595	38	20	37901	1	99	23.55	24.50
MAIN ANT	CA_38C	Full power	QPSK	38	20	1	0	38150	2610	38	20	37952	1	99	23.47	24.50
MAIN ANT	CA_38C	Power Level D2/D6	QPSK	38	20	1	99	37850	2580	38	20	38048	1	0	22.39	23.50
MAIN ANT	CA_38C	Power Level D2/D6	QPSK	38	20	1	99	37901	2595	38	20	38099	1	0	22.45	23.50
MAIN ANT	CA_38C	Power Level D2/D6	QPSK	38	20	1	0	38099	2595	38	20	37901	1	99	22.66	23.50
MAIN ANT	CA_38C	Power Level D2/D6	QPSK	38	20	1	0	38150	2610	38	20	37952	1	99	22.53	23.50
SEC ANT	CA_41C	Receiver on	QPSK	41	20	1	99	40240	2555	41	20	40438	1	0	13.09	14.50
SEC ANT	CA_41C	Receiver on	QPSK	41	20	1	99	40540	2585	41	20	40738	1	0	13.26	14.50
SEC ANT	CA_41C	Receiver on	QPSK	41	20	1	0	40540	2585	41	20	40342	1	99	13.01	14.50
SEC ANT	CA_41C	Receiver on	QPSK	41	20	1	99	40840	2615	41	20	41038	1	0	13.24	14.50
SEC ANT	CA_41C	Receiver on	QPSK	41	20	1	0	40840	2615	41	20	40642	1	99	13.11	14.50
SEC ANT	CA_41C	Receiver on	QPSK	41	20	1	0	41140	2645	41	20	40942	1	99	13.22	14.50
SEC ANT	CA_41C	Full power	QPSK	41	20	1	99	40240	2555	41	20	40438	1	0	21.55	23.00
SEC ANT	CA_41C	Full power	QPSK	41	20	1	99	40540	2585	41	20	40738	1	0	21.69	23.00
SEC ANT	CA_41C	Full power	QPSK	41	20	1	0	40540	2585	41	20	40342	1	99	21.47	23.00
SEC ANT	CA_41C	Full power	QPSK	41	20	1	99	40840	2615	41	20	41038	1	0	21.67	23.00
SEC ANT	CA_41C	Full power	QPSK	41	20	1	0	40840	2615	41	20	40642	1	99	21.60	23.00
SEC ANT	CA_41C	Full power	QPSK	41	20	1	0	41140	2645	41	20	40942	1	99	21.67	23.00
SEC ANT	CA_41C	Receiver on+WiFi Antenna	QPSK	41	20	1	99	40240	2555	41	20	40438	1	0	10.61	12.00
SEC ANT	CA_41C	Receiver on+WiFi Antenna	QPSK	41	20	1	99	40540	2585	41	20	40738	1	0	10.77	12.00
SEC ANT	CA_41C	Receiver on+WiFi Antenna	QPSK	41	20	1	0	40540	2585	41	20	40342	1	99	10.48	12.00
SEC ANT	CA_41C	Receiver on+WiFi Antenna	QPSK	41	20	1	99	40840	2615	41	20	41038	1	0	10.69	12.00
SEC ANT	CA_41C	Receiver on+WiFi Antenna	QPSK	41	20	1	0	40840	2615	41	20	40642	1	99	10.59	12.00
SEC ANT	CA_41C	Receiver on+WiFi Antenna	QPSK	41	20	1	0	41140	2645	41	20	40942	1	99	10.53	12.00
SEC ANT	CA_41C	Receiver off+WiFi Antenna	QPSK	41	20	1	99	40240	2555	41	20	40438	1	0	19.05	20.50
SEC ANT	CA_41C	Receiver off+WiFi Antenna	QPSK	41	20	1	99	40540	2585	41	20	40738	1	0	19.21	20.50
SEC ANT	CA_41C	Receiver off+WiFi Antenna	QPSK	41	20	1	0	40540	2585	41	20	40342	1	99	19.12	20.50
SEC ANT	CA_41C	Receiver off+WiFi Antenna	QPSK	41	20	1	99	40840	2615	41	20	41038	1	0	19.21	20.50
SEC ANT	CA_41C	Receiver off+WiFi Antenna	QPSK	41	20	1	0	40840	2615	41	20	40642	1	99	19.11	20.50
SEC ANT	CA_41C	Receiver off+WiFi Antenna	QPSK	41	20	1	0	41140	2645	41	20	40942	1	99	19.00	20.50
MAIN ANT	CA_41C	Full power	QPSK	41	20	1	99	40240	2555	41	20	40438	1	0	23.18	24.00
MAIN ANT	CA_41C	Full power	QPSK	41	20	1	99	40540	2585	41	20	40738	1	0	23.22	24.00
MAIN ANT	CA_41C	Full power	QPSK	41	20	1	0	40540	2585	41	20	40342	1	99	23.15	24.00
MAIN ANT	CA_41C	Full power	QPSK	41	20	1	99	40840	2615	41	20	41038	1	0	23.10	24.00
MAIN ANT	CA_41C	Full power	QPSK	41	20	1	0	40840	2615	41	20	40642	1	99	23.53	24.00
MAIN ANT	CA_41C	Full power	QPSK	41	20	1	0	41140	2645	41	20	40942	1	99	23.33	24.00

Table 134: Additional Conducted Power test results of UL intra-band CA



### 7.1.34 Conducted power measurements of WiFi 2.4G

Mode	Ant	Channel	Frequency (MHz)	Data Rate (Mbps)	Tune-up	Average Power (dBm)	SAR Test (Yes/No)
802.11b	Ant1	1	2412	1Mbps	12.50	<b>11.38</b>	Yes
		6	2437		12.50	<b>11.55</b>	Yes
		11	2462		12.50	<b>11.37</b>	Yes
	Ant2	1	2412		12.50	<b>10.95</b>	Yes
		6	2437		12.50	<b>11.17</b>	Yes
		11	2462		12.50	<b>10.61</b>	Yes
802.11g	Ant1	1	2412	6Mbps	12.50	11.67	No
		6	2437		12.50	11.70	No
		11	2462		12.50	11.58	No
	Ant2	1	2412		12.50	11.09	No
		6	2437		12.50	11.11	No
		11	2462		12.50	10.77	No
802.11n SISO 20M	Ant1	1	2412	MCS0	12.50	11.26	No
		6	2437		12.50	11.37	No
		11	2462		12.50	11.20	No
	Ant2	1	2412		12.50	10.53	No
		6	2437		12.50	10.55	No
		11	2462		12.50	10.35	No
802.11n SISO 40M	Ant1	3	2422	MCS0	11.50	10.35	No
		4	2427		12.50	11.03	No
		6	2437		12.50	11.17	No
		8	2447		12.50	11.10	No
		9	2452		11.50	10.18	No
	Ant2	3	2422		11.50	9.98	No
		4	2427		12.50	10.81	No
		6	2437		12.50	10.88	No
		8	2447		12.50	10.85	No
		9	2452		11.50	9.91	No

Table 135: Conducted power measurement results of WiFi 2.4G SISO(MCC of FCC countries,Receiver ON).

Mode	Ant	Channel	Frequency (MHz)	Data Rate (Mbps)	Tune-up	Average Power (dBm)	SAR Test (Yes/No)
802.11g CDD	Ant1	1	2412	6Mbps	12.50	<b>11.67</b>	Yes
		6	2437		12.50	<b>11.70</b>	Yes
		11	2462		12.50	<b>11.58</b>	Yes
	Ant2	1	2412		12.50	<b>11.09</b>	Yes
		6	2437		12.50	<b>11.11</b>	Yes
		11	2462		12.50	<b>10.77</b>	Yes

	Sum	1	2412	6Mbps	15.50	14.40	No	
		6	2437		15.50	14.43	No	
		11	2462		15.50	14.20	No	
802.11n MIMO 20M	Ant1	1	2412	MCS0	12.50	11.26	No	
		6	2437		12.50	11.37	No	
		11	2462		12.50	11.20	No	
	Ant2	1	2412		12.50	10.53	No	
		6	2437		12.50	10.55	No	
		11	2462		12.50	10.35	No	
	Sum	1	2412		MCS0	15.50	13.92	No
		6	2437			15.50	13.99	No
		11	2462			15.50	13.81	No
802.11n MIMO 40M	Ant1	3	2422	MCS0	11.50	10.35	No	
		4	2427		12.50	11.03	No	
		6	2437		12.50	11.17	No	
		8	2447		12.50	11.10	No	
		9	2452		11.50	10.18	No	
	Ant2	3	2422		11.50	9.98	No	
		4	2427		12.50	10.81	No	
		6	2437		12.50	10.88	No	
		8	2447		12.50	10.85	No	
		9	2452		11.50	9.91	No	
	Sum	3	2422		MCS0	14.50	13.18	No
		4	2427			15.50	13.93	No
		6	2437			15.50	14.04	No
		8	2447			15.50	13.99	No
		9	2452			14.50	13.06	No

Table 136: Conducted power measurement results of WiFi 2.4G CDD/MIMO(MCC of FCC countries,Receiver ON).

Mode	Ant	Channel	Frequency (MHz)	Data Rate (Mbps)	Tune-up	Average Power (dBm)	SAR Test (Yes/No)
802.11b	Ant1	1	2412	1Mbps	17.50	16.17	No
		6	2437		17.50	16.39	No
		11	2462		17.50	<b>16.41</b>	Yes
	Ant2	1	2412		17.50	15.94	No
		6	2437		17.50	<b>16.09</b>	Yes
		11	2462		17.50	15.88	No
802.11g	Ant1	1	2412	6Mbps	13.00	12.05	No
		2	2417		17.50	16.01	No
		6	2437		17.50	15.94	No
		10	2457		17.50	15.91	No
		11	2462		13.00	11.99	No
	Ant2	1	2412		13.00	11.85	No
		2	2417		17.50	16.02	No
		6	2437		17.50	15.97	No
		10	2457		17.50	15.77	No
		11	2462		13.00	11.50	No
802.11n SISO 20M	Ant1	1	2412	MCS0	13.00	11.63	No
		2	2417		16.50	14.61	No
		6	2437		16.50	14.81	No
		10	2457		16.50	14.86	No
		11	2462		13.00	11.50	No
	Ant2	1	2412		13.00	11.12	No
		2	2417		16.50	15.05	No
		6	2437		16.50	15.08	No
		10	2457		16.50	14.88	No
		11	2462		13.00	11.15	No
802.11n SISO 40M	Ant1	3	2422	MCS0	11.50	10.24	No
		4	2427		15.00	13.14	No
		6	2437		15.00	13.24	No
		8	2447		15.00	13.17	No
		9	2452		11.50	10.15	No
	Ant2	3	2422		11.50	10.24	No
		4	2427		15.00	13.65	No
		6	2437		15.00	13.54	No
		8	2447		15.00	13.58	No
		9	2452		11.50	10.08	No

Table 137: Conducted power measurement results of WiFi 2.4G SISO (Full Power).

Mode	Ant	Channel	Frequency (MHz)	Data Rate (Mbps)	Tune-up	Average Power (dBm)	SAR Test (Yes/No)
802.11g CDD	Ant1	1	2412	6Mbps	13.00	12.05	No
		2	2417		17.50	<b>16.01</b>	Yes
		6	2437		17.50	15.94	No
		10	2457		17.50	15.91	No
		11	2462		13.00	11.99	No
	Ant2	1	2412		13.00	11.85	No
		2	2417		17.50	<b>16.02</b>	Yes
		6	2437		17.50	15.97	No
		10	2457		17.50	15.77	No
		11	2462		13.00	11.50	No
	Sum	1	2412	6Mbps	16.00	14.96	No
		2	2417		20.50	19.00	No
		6	2437		20.50	18.97	No
		10	2457		20.50	18.95	No
		11	2462		16.00	14.76	No
Mode	Ant	Channel	Frequency (MHz)	Data Rate (Mbps)	Tune-up	Average Power (dBm)	SAR Test (Yes/No)
802.11n MIMO 20M	Ant1	1	2412	MCS0	13.00	11.63	No
		2	2417		16.50	14.61	No
		6	2437		16.50	14.81	No
		10	2457		16.50	14.86	No
		11	2462		13.00	11.50	No
	Ant2	1	2412		13.00	11.12	No
		2	2417		16.50	15.05	No
		6	2437		16.50	15.08	No
		10	2457		16.50	14.88	No
		11	2462		13.00	11.15	No
	Sum	1	2412	MCS8	16.00	14.39	No
		2	2417		19.50	17.85	No
		6	2437		19.50	17.96	No
		10	2457		19.50	17.88	No
		11	2462		16.00	14.34	No
Mode	Ant	Channel	Frequency (MHz)	Data Rate (Mbps)	Tune-up	Average Power (dBm)	SAR Test (Yes/No)
802.11n MIMO 40M	Ant1	3	2422	MCS0	11.50	10.24	No
		4	2427		15.00	13.14	No
		6	2437		15.00	13.24	No
		8	2447		15.00	13.17	No
		9	2452		11.50	10.15	No
	Ant2	3	2422		11.50	10.24	No
		4	2427		15.00	13.65	No
		6	2437		15.00	13.54	No

		8	2447		15.00	13.58	No
		9	2452		11.50	10.08	No
	Sum	3	2422	MCS0	14.50	13.25	No
		4	2427		18.00	16.41	No
		6	2437		18.00	16.40	No
		8	2447		18.00	16.39	No
		9	2452		14.50	13.13	No

Table 138: Conducted power measurement results of WiFi 2.4G CDD/MIMO (Full Power).

Mode	Ant	Channel	Frequency (MHz)	Data Rate (Mbps)	Tune-up	Average Power (dBm)
					Max.	
802.11b	Ant 1	1	2412	1Mbps	13.50	11.98
		7	2442		13.50	12.08
		13	2472		13.50	12.18
	Ant 2	1	2412		13.50	12.07
		7	2442		13.50	12.23
		13	2472		13.50	12.53
Mode	Ant	Channel	Frequency (MHz)	Data Rate (Mbps)	Tune-up	Average Power (dBm)
					Max.	
802.11g	Ant 1	1	2412	6Mbps	13.00	11.90
		2	2417		13.50	12.39
		7	2442		13.50	12.26
		10	2457		13.50	12.67
		11	2462		13.00	12.31
		12	2467		13.50	12.45
		13	2472		13.50	12.70
	Ant 2	1	2412		13.00	11.74
		2	2417		13.50	12.08
		7	2442		13.50	12.20
		10	2457		13.50	12.51
		11	2462		13.00	12.07
		12	2467		13.50	12.29
		13	2472		13.50	12.26
Mode	Ant	Channel	Frequency (MHz)	Data Rate (Mbps)	Tune-up	Average Power (dBm)
					Max.	
802.11n SISO 20M	Ant 1	1	2412	MCS0	13.50	11.49
		2	2417		13.50	11.83
		7	2442		13.50	11.83
		10	2457		13.50	12.38
		11	2462		13.50	11.94
		12	2467		13.50	11.96
		13	2472		13.50	12.28
	Ant 2	1	2412		13.50	11.13
		2	2417		13.50	11.79
		7	2442		13.50	11.63
		10	2457		13.50	12.16
		11	2462		13.50	11.71
		12	2467		13.50	12.01
		13	2472		13.50	11.82
Mode	Ant	Channel	Frequency (MHz)	Data Rate (Mbps)	Tune-up	Average Power (dBm)
					Max.	
802.11n SISO	Ant 1	3	2422	MCS0	11.50	10.39
		4	2427		13.50	11.54

40M		7	2442		13.50	12.28
		8	2447		13.50	11.96
		9	2452		11.50	10.23
		10	2457		11.50	9.93
		11	2462		11.50	9.95
	Ant 2	3	2422		11.50	9.43
		4	2427		13.50	11.49
		7	2442		13.50	10.56
		8	2447		13.50	11.01
		9	2452		11.50	9.38
		10	2457		11.50	9.36
		11	2462		11.50	8.98

Table 139: Conducted power measurement results of WiFi 2.4G SISO (MCC of CE countries,Receiver ON).

Mode	Ant	Channel	Frequency (MHz)	Data Rate (Mbps)	Tune-up	Average Power (dBm)		
					Max.			
802.11g CCD	Ant1	1	2412	6Mbps	13.00	11.90		
		2	2417		13.50	12.39		
		7	2442		13.50	12.26		
		10	2457		13.50	12.67		
		11	2462		13.00	12.31		
		12	2467		13.50	12.45		
		13	2472		13.50	12.70		
	Ant2	1	2412		13.00	11.74		
		2	2417		13.50	12.08		
		7	2442		13.50	12.20		
		10	2457		13.50	12.51		
		11	2462		13.00	12.07		
		12	2467		13.50	12.29		
		13	2472		13.50	12.26		
	Sum	1	2412		16.00	14.83		
		2	2417		16.50	15.25		
		7	2442		16.50	15.24		
		10	2457		16.50	15.70		
		11	2462		16.00	15.20		
		12	2467		16.50	15.38		
		13	2472		16.50	15.50		
	Mode	Ant	Channel		Frequency (MHz)	Data Rate (Mbps)	Tune-up	Average Power (dBm)
	802.11n MIMO 20M	Ant1	1		2412	MCS0	13.50	11.49
			2		2417		13.50	11.83
7			2442	13.50	11.83			
10			2457	13.50	12.38			
11			2462	13.50	11.94			
12			2467	13.50	11.96			
13			2472	13.50	12.28			
Ant2		1	2412	13.50	11.13			
		2	2417	13.50	11.79			
		7	2442	13.50	11.63			
		10	2457	13.50	12.16			
		11	2462	13.50	11.71			
		12	2467	13.50	12.01			
		13	2472	13.50	11.82			
Sum		1	2412	16.50	14.32			
		2	2442	16.50	14.82			
		7	2442	16.50	14.74			
		10	2442	16.50	15.28			



Mode	Ant	Channel	Frequency (MHz)	Data Rate (Mbps)	Tune-up	Average Power (dBm)
					Max.	
802.11n MIMO 40M		11	2442		16.50	14.84
		12	2442		16.50	15.00
		13	2472		16.50	15.07
	Ant1	3	2422	MCS0	11.50	10.39
		4	2427		13.50	11.54
		7	2442		13.50	12.28
		8	2447		13.50	11.96
		9	2452		11.50	10.23
		10	2457		11.50	9.93
		11	2462		11.50	9.95
	Ant2	3	2422		11.50	9.43
		4	2427		13.50	11.49
		7	2442		13.50	10.56
		8	2447		13.50	11.01
		9	2452		11.50	9.38
		10	2457		11.50	9.36
		11	2462		11.50	8.98
	Sum	3	2422		14.50	12.95
		4	2427		16.50	14.53
		7	2442		16.50	14.51
		8	2447		16.50	14.52
		9	2452		14.50	12.84
		10	2457		14.50	12.66
		11	2462		14.50	12.50

Table 140: Conducted power measurement results of WiFi 2.4G CDD/MIMO(MCC of CE countries,Receiver ON).

Note:

- 1) The Average conducted power of WiFi is measured with RMS detector.
- 2) As different maximum tune-up output power is specified across the different channels range. So the additional conducted power measurement for the adjacent channel of each power level stage is also performed in this report to ensure compliance.

### 7.1.35 Conducted power measurements of WiFi 5G

Mode	Antenna	Channel	Frequency (MHz)	Data Rate (Mbps)	Tune-up	Average Power (dBm)	SAR Test (Yes/No)
802.11a SISO	Ant1	CH 36	5180	6Mbps	11.00	9.79	No
		CH 40	5200		11.00	10.15	No
		CH 44	5220		11.00	10.41	No
		CH 48	5240		11.00	10.45	No
		CH 52	5260		11.00	10.32	No
		CH 56	5280		11.00	10.21	No
		CH 60	5300		11.00	10.27	No
		CH 64	5320		11.00	9.98	No
		CH 100	5500		11.00	10.00	No
		CH 104	5520		11.00	10.09	No
		CH 108	5540		11.00	10.36	No
		CH 112	5560		11.00	10.35	No
		CH 116	5580		11.00	10.22	No
		CH 120	5600		11.00	10.31	No
		CH 124	5620		11.00	10.05	No
		CH 128	5640		11.00	10.24	No
		CH 132	5660		11.00	10.63	No
		CH 136	5680		11.00	10.72	No
		CH 140	5700		11.00	9.61	No
		CH 149	5745		11.00	10.09	No
	CH 153	5765	11.00		10.14	No	
	CH 157	5785	11.00		10.17	No	
	CH 161	5805	11.00		9.66	No	
	CH 165	5825	11.00		<b>10.18</b>	Yes	
	Ant2	CH 36	5180		11.00	9.91	No
		CH 40	5200		11.00	9.92	No
		CH 44	5220		11.00	9.95	No
		CH 48	5240		11.00	9.98	No
		CH 52	5260		11.00	9.99	No
		CH 56	5280		11.00	10.07	No
		CH 60	5300		11.00	10.10	No
		CH 64	5320		11.00	9.89	No
		CH 100	5500		11.00	10.24	No
		CH 104	5520		11.00	10.55	No
CH 108		5540	11.00	10.48	No		
CH 112		5560	11.00	10.33	No		
CH 116		5580	11.00	8.89	No		
CH 120		5600	11.00	8.78	No		
CH 124	5620	11.00	8.51	No			
CH 128	5640	11.00	8.43	No			
CH 132	5660	11.00	8.75	No			
CH 136	5680	11.00	8.96	No			
CH 140	5700	11.00	8.21	No			
CH 149	5745	10.00	9.03	No			

Mode	Antenna	Channel	Frequency (MHz)	Data Rate (Mbps)	Tune-up	Average Power (dBm)	SAR Test (Yes/No)	
802.11n SISO 20M (5GHz)		CH 153	5765	MCS0	10.00	9.10	No	
		CH 157	5785		10.00	9.21	No	
		CH 161	5805		10.00	9.24	No	
		CH 165	5825		10.00	<b>9.35</b>	Yes	
	Ant1	CH 36	5180		11.00	9.21	No	
		CH 40	5200		11.00	9.40	No	
		CH 44	5220		11.00	9.38	No	
		CH 48	5240		11.00	9.60	No	
		CH 52	5260		11.00	9.53	No	
		CH 56	5280		11.00	9.48	No	
		CH 60	5300		11.00	9.16	No	
		CH 64	5320		11.00	9.45	No	
		CH 100	5500		11.00	9.49	No	
		CH 104	5520		11.00	9.53	No	
		CH 108	5540		11.00	9.20	No	
		CH 112	5560		11.00	9.47	No	
		CH 116	5580		11.00	9.46	No	
		CH 120	5600		11.00	9.54	No	
		CH 124	5620		11.00	9.45	No	
		CH 128	5640		11.00	9.66	No	
		CH 132	5660		11.00	9.77	No	
		CH 136	5680		11.00	9.84	No	
		CH 140	5700		11.00	9.89	No	
		CH 149	5745		10.00	8.21	No	
		CH 153	5765		10.00	8.14	No	
		CH 157	5785		10.00	7.57	No	
		CH 161	5805		10.00	8.02	No	
		CH 165	5825		10.00	7.92	No	
		Ant2	CH 36		5180	11.00	9.68	No
			CH 40		5200	11.00	9.67	No
			CH 44		5220	11.00	9.65	No
			CH 48		5240	11.00	9.66	No
CH 52	5260		11.00	9.66	No			
CH 56	5280		11.00	9.73	No			
CH 60	5300		11.00	9.78	No			
CH 64	5320		11.00	9.72	No			
CH 100	5500		11.00	9.91	No			
CH 104	5520		11.00	9.90	No			
CH 108	5540		11.00	9.86	No			
CH 112	5560		11.00	9.87	No			
CH 116	5580		11.00	9.73	No			
CH 120	5600		11.00	9.76	No			
CH 124	5620		11.00	9.54	No			
CH 128	5640		11.00	9.38	No			
CH 132	5660	11.00	9.38	No				

		CH 136	5680		11.00	9.15	No
		CH 140	5700		11.00	8.85	No
		CH 149	5745		9.00	7.04	No
		CH 153	5765		9.00	7.06	No
		CH 157	5785		9.00	7.16	No
		CH 161	5805		9.00	7.21	No
		CH 165	5825		9.00	7.38	No
Mode	Antenna	Channel	Frequency (MHz)	Data Rate (Mbps)	Tune-up	Average Power (dBm)	SAR Test (Yes/No)
802.11n SISO 40M (5GHz)	Ant1	CH 38	5190	MCS0	9.50	7.72	No
		CH 46	5230		11.00	9.38	No
		CH 54	5270		11.00	<b>9.75</b>	Yes
		CH 62	5310		9.50	8.00	No
		CH 102	5510		9.50	7.82	No
		CH 110	5550		11.00	<b>9.46</b>	Yes
		CH 118	5590		11.00	9.45	No
		CH 126	5630		11.00	9.32	No
		CH 134	5670		9.50	8.68	No
		CH 151	5755		10.50	8.92	No
	CH 159	5795	10.50		8.79	No	
	Ant2	CH 38	5190		9.50	8.36	No
		CH 46	5230		11.00	9.91	No
		CH 54	5270		11.00	<b>9.91</b>	Yes
		CH 62	5310		9.50	8.40	No
		CH 102	5510		9.50	8.64	No
		CH 110	5550		11.00	<b>10.21</b>	Yes
		CH 118	5590		11.00	10.04	No
		CH 126	5630		11.00	9.81	No
		CH 134	5670		9.50	7.82	No
CH 151		5755	9.50	7.62	No		
CH 159	5795	9.50	7.73	No			
Mode	Antenna	Channel	Frequency (MHz)	Data Rate (Mbps)	Tune-up	Average Power (dBm)	SAR Test (Yes/No)
802.11ac SISO 20M (5GHz)	Ant1	CH 36	5180	MCS0	11.00	9.18	No
		CH 40	5200		11.00	9.36	No
		CH 44	5220		11.00	9.34	No
		CH 48	5240		11.00	9.63	No
		CH 52	5260		11.00	9.67	No
		CH 56	5280		11.00	9.64	No
		CH 60	5300		11.00	9.37	No
		CH 64	5320		11.00	9.42	No
		CH 100	5500		11.00	9.47	No
		CH 104	5520		11.00	9.55	No
		CH 108	5540		11.00	9.38	No
		CH 112	5560		11.00	9.44	No
		CH 116	5580		11.00	9.30	No

		CH 120	5600		11.00	9.41	No
		CH 124	5620		11.00	9.32	No
		CH 128	5640		11.00	9.44	No
		CH 132	5660		11.00	9.43	No
		CH 136	5680		11.00	9.43	No
		CH 140	5700		11.00	9.84	No
		CH 149	5745		10.00	8.23	No
		CH 153	5765		10.00	7.77	No
		CH 157	5785		10.00	7.76	No
		CH 161	5805		10.00	7.73	No
		CH 165	5825		10.00	7.82	No
		Ant2	CH 36		5180	11.00	9.67
	CH 40		5200		11.00	9.63	No
	CH 44		5220		11.00	9.64	No
	CH 48		5240		11.00	9.64	No
	CH 52		5260		11.00	9.68	No
	CH 56		5280		11.00	9.76	No
	CH 60		5300		11.00	9.81	No
	CH 64		5320		11.00	9.76	No
	CH 100		5500		11.00	9.67	No
	CH 104		5520		11.00	6.57	No
	CH 108		5540		11.00	9.56	No
	CH 112		5560		11.00	9.58	No
	CH 116		5580		11.00	9.58	No
	CH 120		5600		11.00	9.54	No
	CH 124		5620		11.00	9.64	No
	CH 128		5640		11.00	9.46	No
	CH 132		5660		11.00	9.58	No
	CH 136		5680		11.00	9.33	No
	CH 140		5700		11.00	9.07	No
	CH 149		5745		9.00	6.87	No
	CH 153	5765	9.00		6.90	No	
CH 157	5785	9.00	6.99	No			
CH 161	5805	9.00	7.09	No			
CH 165	5825	9.00	7.20	No			
Mode	Antenna	Channel	Frequency (MHz)	Data Rate (Mbps)	Tune-up	Average Power (dBm)	SAR Test (Yes/No)
802.11ac SISO 40M (5GHz)	Ant1	CH 38	5190	MCS0	9.50	7.84	No
		CH 46	5230		11.00	9.46	No
		CH 54	5270		11.00	9.56	No
		CH 62	5310		9.50	7.97	No
		CH 102	5510		9.50	7.92	No
		CH 110	5550		11.00	9.46	No
		CH 118	5590		11.00	9.02	No
		CH 126	5630		11.00	9.35	No
CH 134	5670	9.50	8.36	No			

		CH 151	5755		10.50	9.02	No
		CH 159	5795		10.50	8.97	No
	Ant2	CH 38	5190		9.50	7.77	No
		CH 46	5230		11.00	9.63	No
		CH 54	5270		11.00	9.89	No
		CH 62	5310		9.50	8.37	No
		CH 102	5510		9.50	8.56	No
		CH 110	5550		11.00	10.08	No
		CH 118	5590		11.00	10.04	No
		CH 126	5630		11.00	9.94	No
		CH 134	5670		9.50	8.19	No
		CH 151	5755		9.50	7.66	6.9
		CH 159	5795		9.50	7.73	6.88
		Mode	Antenna		Channel	Frequency (MHz)	Data Rate (Mbps)
802.11ac SISO 80M (5GHz)	Ant1	CH 42	5210	MCS0	9.50	8.33	No
		CH 58	5290		9.50	8.22	No
		CH 106	5530		9.50	7.40	No
		CH 122	5610		9.50	7.88	No
		CH 155	5775		9.00	5.74	No
	Ant2	CH 42	5210		9.50	7.91	No
		CH 58	5290		9.50	8.00	No
		CH 106	5530		9.50	8.48	No
		CH 122	5610		9.50	8.50	No
		CH 155	5775		8.00	5.31	No
Mode	Antenna	Channel	Frequency (MHz)	Data Rate (Mbps)	Tune-up	Average Power (dBm)	SAR Test (Yes/No)
802.11ac SISO 160M (5GHz)	Ant1	CH 50	5250	MCS0	9.00	6.01	No
		CH 114	5570		9.00	6.06	No
	Ant2	CH 50	5250		8.00	5.42	No
		CH 114	5570		8	5.11	No

Table 141: Conducted power measurement results of WiFi 5G SISO (MCC of FCC countries,Receiver ON)

Mode	Antenna	Channel	Frequency (MHz)	Data Rate (Mbps)	Tune-up	Average Power (dBm)	SAR Test (Yes/No)
802.11a CDD (5GHz)	Ant1	CH 36	5180	6Mbps	11.00	9.79	No
		CH 40	5200		11.00	10.15	No
		CH 44	5220		11.00	10.41	No
		CH 48	5240		11.00	10.45	No
		CH 52	5260		11.00	10.32	No
		CH 56	5280		11.00	10.21	No
		CH 60	5300		11.00	10.27	No
		CH 64	5320		11.00	9.98	No
		CH 100	5500		11.00	10.00	No
		CH 104	5520		11.00	10.09	No
		CH 108	5540		11.00	10.36	No
		CH 112	5560		11.00	10.35	No
		CH 116	5580		11.00	10.22	No
		CH 120	5600		11.00	10.31	No
		CH 124	5620		11.00	10.05	No
		CH 128	5640		11.00	10.24	No
		CH 132	5660		11.00	10.63	No
		CH 136	5680		11.00	10.72	No
		CH 140	5700		11.00	9.61	No
		CH 149	5745		11.00	10.09	No
		CH 153	5765		11.00	10.14	No
	CH 157	5785	11.00		10.17	No	
	CH 161	5805	11.00		9.66	No	
	CH 165	5825	11.00		<b>10.18</b>	Yes	
	Ant2	CH 36	5180		11.00	9.91	No
		CH 40	5200		11.00	9.92	No
		CH 44	5220		11.00	9.95	No
		CH 48	5240		11.00	9.98	No
		CH 52	5260		11.00	9.99	No
		CH 56	5280		11.00	10.07	No
		CH 60	5300		11.00	10.10	No
		CH 64	5320		11.00	9.89	No
		CH 100	5500		11.00	10.24	No
CH 104		5520	11.00	10.55	No		
CH 108		5540	11.00	10.48	No		
CH 112		5560	11.00	10.33	No		
CH 116	5580	11.00	8.89	No			
CH 120	5600	11.00	8.78	No			
CH 124	5620	11.00	8.51	No			
CH 128	5640	11.00	8.43	No			
CH 132	5660	11.00	8.75	No			
CH 136	5680	11.00	8.96	No			
CH 140	5700	11.00	8.21	No			
CH 149	5745	10.00	9.03	No			
CH 153	5765	10.00	9.10	No			

		CH 157	5785	6Mbps	10.00	9.21	No
		CH 161	5805		10.00	9.24	No
		CH 165	5825		10.00	<b>9.35</b>	Yes
	Sum	CH 36	5180		14.00	12.86	No
		CH 40	5200		14.00	13.05	No
		CH 44	5220		14.00	13.20	No
		CH 48	5240		14.00	13.23	No
		CH 52	5260		14.00	13.17	No
		CH 56	5280		14.00	13.15	No
		CH 60	5300		14.00	13.20	No
		CH 64	5320		14.00	12.95	No
		CH 100	5500		14.00	13.13	No
		CH 104	5520		14.00	13.34	No
		CH 108	5540		14.00	13.43	No
		CH 112	5560		14.00	13.35	No
		CH 116	5580		14.00	12.62	No
		CH 120	5600		14.00	12.62	No
		CH 124	5620		14.00	12.36	No
		CH 128	5640		14.00	12.44	No
		CH 132	5660		14.00	12.80	No
		CH 136	5680		14.00	12.94	No
		CH 140	5700		14.00	11.98	No
		CH 149	5745		13.50	12.60	No
		CH 153	5765		13.50	12.66	No
		CH 157	5785		13.50	12.73	No
		CH 161	5805		13.50	12.47	No
		CH 165	5825		13.50	12.80	No
Mode	Antenna	Channel	Frequency (MHz)	Data Rate (Mbps)	Tune-up	Average Power (dBm)	SAR Test (Yes/No)
802.11n MIMO 20M (5GHz)	Ant1	CH 36	5180	MCS0	11.00	9.21	No
		CH 40	5200		11.00	9.40	No
		CH 44	5220		11.00	9.38	No
		CH 48	5240		11.00	9.60	No
		CH 52	5260		11.00	9.53	No
		CH 56	5280		11.00	9.48	No
		CH 60	5300		11.00	9.16	No
		CH 64	5320		11.00	9.45	No
		CH 100	5500		11.00	9.49	No
		CH 104	5520		11.00	9.53	No
		CH 108	5540		11.00	9.20	No
		CH 112	5560		11.00	9.47	No
		CH 116	5580		11.00	9.46	No
		CH 120	5600		11.00	9.54	No
		CH 124	5620		11.00	9.45	No
CH 128	5640	11.00	9.66	No			
CH 132	5660	11.00	9.77	No			



		CH 136	5680		11.00	9.84	No	
		CH 140	5700		11.00	9.89	No	
		CH 149	5745		10.00	8.21	No	
		CH 153	5765		10.00	8.14	No	
		CH 157	5785		10.00	7.57	No	
		CH 161	5805		10.00	8.02	No	
		CH 165	5825		10.00	7.92	No	
	Ant2	CH 36	5180		11.00	9.68	No	
		CH 40	5200		11.00	9.67	No	
		CH 44	5220		11.00	9.65	No	
		CH 48	5240		11.00	9.66	No	
		CH 52	5260		11.00	9.66	No	
		CH 56	5280		11.00	9.73	No	
		CH 60	5300		11.00	9.78	No	
		CH 64	5320		11.00	9.72	No	
		CH 100	5500		11.00	9.91	No	
		CH 104	5520		11.00	9.90	No	
		CH 108	5540		11.00	9.86	No	
		CH 112	5560		11.00	9.87	No	
		CH 116	5580		11.00	9.73	No	
		CH 120	5600		11.00	9.76	No	
		CH 124	5620		11.00	9.54	No	
		CH 128	5640		11.00	9.38	No	
		CH 132	5660		11.00	9.38	No	
		CH 136	5680		11.00	9.15	No	
		CH 140	5700		11.00	8.85	No	
		CH 149	5745		9.00	7.04	No	
	CH 153	5765	9.00		7.06	No		
	CH 157	5785	9.00		7.16	No		
	CH 161	5805	9.00		7.21	No		
	CH 165	5825	9.00		7.38	No		
	Sum	CH 36	5180		MCS0	14.00	12.46	No
		CH 40	5200			14.00	12.55	No
		CH 44	5220			14.00	12.53	No
CH 48		5240	14.00	12.64		No		
CH 52		5260	14.00	12.61		No		
CH 56		5280	14.00	12.62		No		
CH 60		5300	14.00	12.49		No		
CH 64		5320	14.00	12.60		No		
CH 100		5500	14.00	12.72		No		
CH 104		5520	14.00	12.73		No		
CH 108		5540	14.00	12.55		No		
CH 112		5560	14.00	12.68		No		
CH 116		5580	14.00	12.61		No		
CH 120	5600	14.00	12.66	No				
CH 124	5620	14.00	12.51	No				
CH 128	5640	14.00	12.53	No				

Mode	Antenna	Channel	Frequency (MHz)	Data Rate (Mbps)	Tune-up	Average Power (dBm)	SAR Test (Yes/No)	
		CH 132	5660		14.00	12.59	No	
		CH 136	5680		14.00	12.52	No	
		CH 140	5700		14.00	12.41	No	
		CH 149	5745		12.50	10.67	No	
		CH 153	5765		12.50	10.64	No	
		CH 157	5785		12.50	10.38	No	
		CH 161	5805		12.50	10.64	No	
		CH 165	5825		12.50	10.67	No	
Mode	Antenna	Channel	Frequency (MHz)	Data Rate (Mbps)	Tune-up	Average Power (dBm)	SAR Test (Yes/No)	
802.11n MIMO 40M (5GHz)	Ant1	CH 38	5190	MCS0	9.50	7.72	No	
		CH 46	5230		11.00	9.38	No	
		CH 54	5270		11.00	<b>9.75</b>	Yes	
		CH 62	5310		9.50	8.00	No	
		CH 102	5510		9.50	7.82	No	
		CH 110	5550		11.00	<b>9.46</b>	Yes	
		CH 118	5590		11.00	9.45	No	
		CH 126	5630		11.00	9.32	No	
		CH 134	5670		9.50	8.68	No	
		CH 151	5755		10.50	8.92	No	
	CH 159	5795	10.50		8.79	No		
	Ant2	CH 38	5190		9.50	8.36	No	
		CH 46	5230		11.00	9.91	No	
		CH 54	5270		11.00	<b>9.91</b>	Yes	
		CH 62	5310		9.50	8.40	No	
		CH 102	5510		9.50	8.64	No	
		CH 110	5550		11.00	<b>10.21</b>	Yes	
		CH 118	5590		11.00	10.04	No	
		CH 126	5630		11.00	9.81	No	
		CH 134	5670		9.50	7.82	No	
		CH 151	5755		9.50	7.62	No	
	CH 159	5795	9.50		7.73	No		
	Sum	CH 38	5190		MCS0	12.50	11.06	No
		CH 46	5230			14.00	12.66	No
		CH 54	5270			14.00	12.84	No
		CH 62	5310			12.50	11.21	No
		CH 102	5510			12.50	11.26	No
		CH 110	5550			14.00	12.86	No
		CH 118	5590			14.00	12.77	No
		CH 126	5630			14.00	12.58	No
CH 134		5670	12.50	11.28		No		
CH 151		5755	13.00	11.33		No		
CH 159	5795	13.00	11.30	No				
Mode	Antenna	Channel	Frequency (MHz)	Data Rate (Mbps)	Tune-up	Average Power (dBm)	SAR Test (Yes/No)	
802.11ac	Ant1	CH 36	5180	MCS0	11.00	9.18	No	

MIMO 20M (5GHz)		CH 40	5200	11.00	9.36	No
		CH 44	5220	11.00	9.34	No
		CH 48	5240	11.00	9.63	No
		CH 52	5260	11.00	9.67	No
		CH 56	5280	11.00	9.64	No
		CH 60	5300	11.00	9.37	No
		CH 64	5320	11.00	9.42	No
		CH 100	5500	11.00	9.47	No
		CH 104	5520	11.00	9.55	No
		CH 108	5540	11.00	9.38	No
		CH 112	5560	11.00	9.44	No
		CH 116	5580	11.00	9.30	No
		CH 120	5600	11.00	9.41	No
		CH 124	5620	11.00	9.32	No
		CH 128	5640	11.00	9.44	No
		CH 132	5660	11.00	9.43	No
		CH 136	5680	11.00	9.43	No
		CH 140	5700	11.00	9.84	No
		CH 149	5745	10.00	8.23	No
		CH 153	5765	10.00	7.77	No
	CH 157	5785	10.00	7.76	No	
	CH 161	5805	10.00	7.73	No	
	CH 165	5825	10.00	7.82	No	
	Ant2	CH 36	5180	11.00	9.67	No
		CH 40	5200	11.00	9.63	No
		CH 44	5220	11.00	9.64	No
		CH 48	5240	11.00	9.64	No
		CH 52	5260	11.00	9.68	No
		CH 56	5280	11.00	9.76	No
		CH 60	5300	11.00	9.81	No
		CH 64	5320	11.00	9.76	No
		CH 100	5500	11.00	9.67	No
		CH 104	5520	11.00	6.57	No
		CH 108	5540	11.00	9.56	No
CH 112		5560	11.00	9.58	No	
CH 116		5580	11.00	9.58	No	
CH 120		5600	11.00	9.54	No	
CH 124	5620	11.00	9.64	No		
CH 128	5640	11.00	9.46	No		
CH 132	5660	11.00	9.58	No		
CH 136	5680	11.00	9.33	No		
CH 140	5700	11.00	9.07	No		
CH 149	5745	9.00	6.87	No		
CH 153	5765	9.00	6.90	No		
CH 157	5785	9.00	6.99	No		
CH 161	5805	9.00	7.09	No		

	Sum	CH 165	5825	MCS0	9.00	7.20	No
		CH 36	5180		14.00	12.44	No
		CH 40	5200		14.00	12.51	No
		CH 44	5220		14.00	12.50	No
		CH 48	5240		14.00	12.65	No
		CH 52	5260		14.00	12.69	No
		CH 56	5280		14.00	12.71	No
		CH 60	5300		14.00	12.61	No
		CH 64	5320		14.00	12.60	No
		CH 100	5500		14.00	12.58	No
		CH 104	5520		14.00	11.32	No
		CH 108	5540		14.00	12.48	No
		CH 112	5560		14.00	12.52	No
		CH 116	5580		14.00	12.45	No
		CH 120	5600		14.00	12.49	No
		CH 124	5620		14.00	12.49	No
		CH 128	5640		14.00	12.46	No
		CH 132	5660		14.00	12.52	No
		CH 136	5680		14.00	12.39	No
		CH 140	5700		14.00	12.48	No
		CH 149	5745		12.50	10.61	No
		CH 153	5765		12.50	10.37	No
		CH 157	5785		12.50	10.40	No
		CH 161	5805		12.50	10.43	No
CH 165	5825	12.50	10.53	No			
Mode	Antenna	Channel	Frequency (MHz)	Data Rate (Mbps)	Tune-up	Average Power (dBm)	SAR Test (Yes/No)
802.11ac MIMO 40M (5GHz)	Ant1	CH 38	5190	MCS0	9.50	7.84	No
		CH 46	5230		11.00	9.46	No
		CH 54	5270		11.00	9.56	No
		CH 62	5310		9.50	7.97	No
		CH 102	5510		9.50	7.92	No
		CH 110	5550		11.00	9.46	No
		CH 118	5590		11.00	9.02	No
		CH 126	5630		11.00	9.35	No
		CH 134	5670		9.50	8.36	No
	CH 151	5755	10.50		9.02	No	
	CH 159	5795	10.50		8.97	No	
	Ant2	CH 38	5190		9.50	7.77	No
		CH 46	5230		11.00	9.63	No
		CH 54	5270		11.00	9.89	No
		CH 62	5310		9.50	8.37	No
		CH 102	5510		9.50	8.56	No
		CH 110	5550		11.00	10.08	No
		CH 118	5590		11.00	10.04	No
CH 126		5630	11.00	9.94	No		

		CH 134	5670	MCS0	9.50	8.19	No
		CH 151	5755		9.50	7.66	6.9
		CH 159	5795		9.50	7.73	6.88
	Sum	CH 38	5190		12.50	10.82	No
		CH 46	5230		14.00	12.56	No
		CH 54	5270		14.00	12.74	No
		CH 62	5310		12.50	11.18	No
		CH 102	5510		12.50	11.26	No
		CH 110	5550		14.00	12.79	No
		CH 118	5590		14.00	12.57	No
		CH 126	5630		14.00	12.67	No
		CH 134	5670		12.50	11.29	No
		CH 151	5755		13.00	11.40	No
		CH 159	5795		13.00	11.40	No
Mode	Antenna	Channel	Frequency (MHz)	Data Rate (Mbps)	Tune-up	Average Power (dBm)	SAR Test (Yes/No)
802.11ac MIMO 80M (5GHz)	Ant1	CH 42	5210	MCS0	9.50	8.33	No
		CH 58	5290		9.50	8.22	No
		CH 106	5530		9.50	7.40	No
		CH 122	5610		9.50	7.88	No
		CH 155	5775		9.00	5.74	No
	Ant2	CH 42	5210		9.50	7.91	No
		CH 58	5290		9.50	8.00	No
		CH 106	5530		9.50	8.48	No
		CH 122	5610		9.50	8.50	No
		CH 155	5775		8.00	5.31	No
	Sum	CH 42	5210		12.50	11.14	No
		CH 58	5290		12.50	11.12	No
		CH 106	5530		12.50	10.98	No
		CH 122	5610		12.50	11.21	No
		CH 155	5775		11.50	8.54	No
Mode	Antenna	Channel	Frequency (MHz)	Data Rate (Mbps)	Tune-up	Average Power (dBm)	SAR Test (Yes/No)
802.11ac MIMO 160M (5GHz)	Ant1	CH 50	5250	MCS0	9.00	6.01	No
		CH 114	5570		9.00	6.06	No
	Ant2	CH 50	5250		8.00	5.42	No
		CH 114	5570		8.00	5.11	No
	Sum	CH 50	5250		11.50	8.74	No
		CH 114	5570		11.50	8.62	No

Table 142: Conducted power measurement results of WiFi 5G CDD/MIMO (MCC of FCC countries,Receiver ON)

Mode	Antenna	Channel	Frequency (MHz)	Data Rate (Mbps)	Tune-up	Average Power (dBm)	SAR Test (Yes/No)
802.11a SISO	Ant1	CH 36	5180	6Mbps	11.50	9.61	No
		CH 40	5200		16.00	14.75	No
		CH 44	5220		16.00	14.73	No
		CH 48	5240		16.00	<b>15.02</b>	Yes
		CH 52	5260		16.00	15.12	No
		CH 56	5280		16.00	15.13	No
		CH 60	5300		16.00	<b>15.16</b>	Yes
		CH 64	5320		11.50	9.67	No
		CH 100	5500		11.50	9.28	No
		CH 104	5520		16.00	<b>15.19</b>	Yes
		CH 108	5540		16.00	14.86	No
		CH 112	5560		16.00	14.87	No
		CH 116	5580		16.00	14.90	No
		CH 120	5600		16.00	14.96	No
		CH 124	5620		16.00	15.03	No
		CH 128	5640		16.00	15.11	No
		CH 132	5660		16.00	15.12	No
		CH 136	5680		16.00	15.17	No
		CH 140	5700		11.00	9.78	No
		CH 149	5745		11.00	10.29	No
		CH 153	5765		11.00	10.38	No
		CH 157	5785		11.00	10.34	No
		CH 161	5805		11.00	10.23	No
		CH 165	5825		11.00	<b>10.39</b>	Yes
	Ant2	CH 36	5180		11.50	9.94	No
		CH 40	5200		15.00	14.78	No
		CH 44	5220		15.00	14.95	No
		CH 48	5240		15.00	14.98	Yes
		CH 52	5260		15.00	14.81	No
		CH 56	5280		15.00	14.91	No
		CH 60	5300		15.00	<b>14.93</b>	Yes
		CH 64	5320		11.50	10.74	No
		CH 100	5500		11.50	11.02	No
		CH 104	5520		15.00	<b>14.95</b>	Yes
		CH 108	5540		15.00	14.91	No
		CH 112	5560		15.00	14.89	No
CH 116	5580	15.00	14.94	No			
CH 120	5600	15.00	14.87	No			
CH 124	5620	15.00	14.85	No			
CH 128	5640	15.00	14.88	No			
CH 132	5660	15.00	14.49	No			
CH 136	5680	15.00	14.43	No			
CH 140	5700	11.00	8.97	No			
CH 149	5745	10.00	9.14	No			
CH 153	5765	10.00	9.20	No			

Mode	Antenna	Channel	Frequency (MHz)	Data Rate (Mbps)	Tune-up	Average Power (dBm)	SAR Test (Yes/No)
802.11n SISO 20M (5GHz)	Ant1	CH 157	5785	MCS0	10.00	9.27	No
		CH 161	5805		10.00	9.32	No
		CH 165	5825		10.00	<b>9.35</b>	Yes
	CH 36	5180	11.50		9.75	No	
	CH 40	5200	15.00		13.27	No	
	CH 44	5220	15.00		13.36	No	
	CH 48	5240	15.00		13.04	No	
	CH 52	5260	15.00		13.19	No	
	CH 56	5280	15.00		13.29	No	
	CH 60	5300	15.00		13.34	No	
	CH 64	5320	11.50		9.87	No	
	CH 100	5500	11.50		9.97	No	
	CH 104	5520	15.00		13.27	No	
	CH 108	5540	15.00		13.36	No	
	CH 112	5560	15.00		13.35	No	
	CH 116	5580	15.00		13.35	No	
	CH 120	5600	15.00		13.25	No	
	CH 124	5620	15.00		13.32	No	
	CH 128	5640	15.00		13.41	No	
	CH 132	5660	15.00		13.56	No	
	CH 136	5680	15.00		13.54	No	
	CH 140	5700	11.00		9.99	No	
	CH 149	5745	10.00		8.19	No	
	CH 153	5765	10.00		7.56	No	
	CH 157	5785	10.00		8.18	No	
	CH 161	5805	10.00		8.03	No	
	CH 165	5825	10.00		7.80	No	
	Ant2	CH 36	5180		11.50	9.89	No
		CH 40	5200		14.00	12.70	No
		CH 44	5220		14.00	12.91	No
CH 48		5240	14.00	12.92	No		
CH 52		5260	14.00	12.98	No		
CH 56		5280	14.00	12.99	No		
CH 60		5300	14.00	13.03	No		
CH 64		5320	11.50	10.20	No		
CH 100		5500	11.50	10.45	No		
CH 104		5520	14.00	13.34	No		
CH 108		5540	14.00	13.31	No		
CH 112		5560	14.00	13.34	No		
CH 116		5580	14.00	13.27	No		
CH 120		5600	14.00	13.19	No		
CH 124		5620	14.00	13.08	No		
CH 128		5640	14.00	12.91	No		
CH 132		5660	14.00	12.77	No		
CH 136	5680	14.00	12.62	No			

		CH 140	5700		11.00	8.93	No
		CH 149	5745		9.00	6.99	No
		CH 153	5765		9.00	7.03	No
		CH 157	5785		9.00	7.04	No
		CH 161	5805		9.00	7.20	No
		CH 165	5825		9.00	7.26	No
Mode	Antenna	Channel	Frequency (MHz)	Data Rate (Mbps)	Tune-up	Average Power (dBm)	SAR Test (Yes/No)
802.11n SISO 40M (5GHz)	Ant1	CH 38	5190	MCS0	9.50	7.67	No
		CH 46	5230		15.50	14.18	No
		CH 54	5270		15.50	14.13	No
		CH 62	5310		9.50	7.99	No
		CH 102	5510		9.50	8.05	No
		CH 110	5550		15.50	14.29	No
		CH 118	5590		15.50	14.17	No
		CH 126	5630		15.50	14.38	No
		CH 134	5670		9.50	8.58	No
		CH 151	5755		10.50	8.84	No
	CH 159	5795	10.50		8.62	No	
	Ant2	CH 38	5190		9.50	7.69	No
		CH 46	5230		14.50	14.19	No
		CH 54	5270		14.50	14.19	No
		CH 62	5310		9.50	8.88	No
		CH 102	5510		9.50	8.65	No
		CH 110	5550		14.50	13.57	No
		CH 118	5590		14.50	13.54	No
		CH 126	5630		14.50	13.29	No
		CH 134	5670		9.50	7.85	No
CH 151		5755	9.50	7.71	No		
CH 159	5795	9.50	7.76	No			
Mode	Antenna	Channel	Frequency (MHz)	Data Rate (Mbps)	Tune-up	Average Power (dBm)	SAR Test (Yes/No)
802.11ac SISO 20M (5GHz)	Ant1	CH 36	5180	MCS0	11.50	9.55	No
		CH 40	5200		15.00	13.30	No
		CH 44	5220		15.00	13.46	No
		CH 48	5240		15.00	13.63	No
		CH 52	5260		15.00	13.63	No
		CH 56	5280		15.00	13.54	No
		CH 60	5300		15.00	13.50	No
		CH 64	5320		11.50	9.88	No
		CH 100	5500		11.50	10.00	No
		CH 104	5520		15.00	13.32	No
		CH 108	5540		15.00	13.34	No
		CH 112	5560		15.00	13.32	No
		CH 116	5580		15.00	13.24	No
		CH 120	5600		15.00	13.07	No



		CH 124	5620		15.00	13.23	No
		CH 128	5640		15.00	13.26	No
		CH 132	5660		15.00	13.30	No
		CH 136	5680		15.00	13.30	No
		CH 140	5700		11.00	9.86	No
		CH 149	5745		10.00	8.23	No
		CH 153	5765		10.00	8.26	No
		CH 157	5785		10.00	7.71	No
		CH 161	5805		10.00	8.03	No
		CH 165	5825		10.00	7.81	No
	Ant2	CH 36	5180		11.50	9.76	No
		CH 40	5200		14.00	12.74	No
		CH 44	5220		14.00	12.82	No
		CH 48	5240		14.00	12.88	No
		CH 52	5260		14.00	12.85	No
		CH 56	5280		14.00	12.88	No
		CH 60	5300		14.00	12.92	No
		CH 64	5320		11.50	10.02	No
		CH 100	5500		11.50	10.23	No
		CH 104	5520		14.00	13.40	No
		CH 108	5540		14.00	13.40	No
		CH 112	5560		14.00	13.45	No
		CH 116	5580		14.00	13.48	No
		CH 120	5600		14.00	13.51	No
		CH 124	5620		14.00	13.44	No
		CH 128	5640		14.00	13.39	No
		CH 132	5660		14.00	13.36	No
		CH 136	5680		14.00	13.13	No
		CH 140	5700		11.00	9.07	No
		CH 149	5745		9.00	7.01	No
	CH 153	5765		9.00	7.06	No	
	CH 157	5785		9.00	7.10	No	
	CH 161	5805		9.00	7.22	No	
	CH 165	5825		9.00	7.27	No	
Mode	Antenna	Channel	Frequency (MHz)	Data Rate (Mbps)	Tune-up	Average Power (dBm)	SAR Test (Yes/No)
802.11ac SISO 40M (5GHz)	Ant1	CH 38	5190	MCS0	9.50	7.75	No
		CH 46	5230		15.50	14.23	No
		CH 54	5270		15.50	14.82	No
		CH 62	5310		9.50	7.51	No
		CH 102	5510		9.50	8.14	No
		CH 110	5550		15.50	14.24	No
		CH 118	5590		15.50	14.03	No
		CH 126	5630		15.50	14.14	No
		CH 134	5670		9.50	8.36	No
		CH 151	5755		10.50	8.61	No

Mode	Antenna	Channel	Frequency (MHz)	Data Rate (Mbps)	Tune-up	Average Power (dBm)	SAR Test (Yes/No)
	Ant2	CH 159	5795		10.50	8.88	No
		CH 38	5190		9.50	7.84	No
		CH 46	5230		14.50	13.64	No
		CH 54	5270		14.50	13.52	No
		CH 62	5310		9.50	7.81	No
		CH 102	5510		9.50	8.61	No
		CH 110	5550		14.50	14.07	No
		CH 118	5590		14.50	14.10	No
		CH 126	5630		14.50	14.00	No
		CH 134	5670		9.50	8.22	No
		CH 151	5755		9.50	7.61	No
		CH 159	5795		9.50	7.82	No
		Mode	Antenna		Channel	Frequency (MHz)	Data Rate (Mbps)
802.11ac SISO 80M (5GHz)	Ant1	CH 42	5210	MCS0	9.50	8.01	No
		CH 58	5290		9.50	8.05	No
		CH 106	5530		9.50	8.08	No
		CH 122	5610		9.50	7.85	No
		CH 155	5775		9.00	7.66	No
	Ant2	CH 42	5210		9.50	7.99	No
		CH 58	5290		9.50	7.89	No
		CH 106	5530		9.50	8.47	No
		CH 122	5610		9.50	8.41	No
		CH 155	5775		8.00	5.34	No
Mode	Antenna	Channel	Frequency (MHz)	Data Rate (Mbps)	Tune-up	Average Power (dBm)	SAR Test (Yes/No)
802.11ac SISO 160M (5GHz)	Ant1	CH 50	5250	MCS0	9.00	5.05	No
		CH 114	5570		9.00	6.04	No
	Ant2	CH 50	5250		8.00	5.41	No
		CH 114	5570		8.00	6.06	No

Table 143: Conducted power measurement results of WiFi 5G SISO(Full Power)

Mode	Antenna	Channel	Frequency (MHz)	Data Rate (Mbps)	Tune-up	Average Power (dBm)	SAR Test (Yes/No)
802.11a CDD (5GHz)	Ant1	CH 36	5180	6Mbps	11.50	9.61	No
		CH 40	5200		16.00	14.75	No
		CH 44	5220		16.00	14.73	No
		CH 48	5240		16.00	<b>15.02</b>	Yes
		CH 52	5260		16.00	15.12	No
		CH 56	5280		16.00	15.13	No
		CH 60	5300		16.00	<b>15.16</b>	Yes
		CH 64	5320		11.50	9.67	No
		CH 100	5500		11.50	9.28	No
		CH 104	5520		16.00	<b>15.19</b>	Yes
		CH 108	5540		16.00	14.86	No
		CH 112	5560		16.00	14.87	No
		CH 116	5580		16.00	14.90	No
		CH 120	5600		16.00	14.96	No
		CH 124	5620		16.00	15.03	No
		CH 128	5640		16.00	15.11	No
		CH 132	5660		16.00	15.12	No
		CH 136	5680		16.00	15.17	No
		CH 140	5700		11.00	9.78	No
		CH 149	5745		11.00	10.29	No
	CH 153	5765	11.00		10.38	No	
	CH 157	5785	11.00		10.34	No	
	CH 161	5805	11.00		10.23	No	
	CH 165	5825	11.00		<b>10.39</b>	Yes	
	Ant2	CH 36	5180		11.50	9.94	No
		CH 40	5200		15.00	14.78	No
		CH 44	5220		15.00	14.95	No
		CH 48	5240		15.00	<b>14.98</b>	Yes
		CH 52	5260		15.00	14.81	No
		CH 56	5280		15.00	14.91	No
		CH 60	5300		15.00	<b>14.93</b>	Yes
		CH 64	5320		11.50	10.74	No
		CH 100	5500		11.50	11.02	No
		CH 104	5520		15.00	<b>14.95</b>	Yes
CH 108		5540	15.00	14.91	No		
CH 112		5560	15.00	14.89	No		
CH 116		5580	15.00	14.94	No		
CH 120		5600	15.00	14.87	No		
CH 124	5620	15.00	14.85	No			
CH 128	5640	15.00	14.88	No			
CH 132	5660	15.00	14.49	No			
CH 136	5680	15.00	14.43	No			
CH 140	5700	11.00	8.97	No			
CH 149	5745	10.00	9.14	No			
CH 153	5765	10.00	9.20	No			

		CH 157	5785	MCS0	10.00	9.27	No
		CH 161	5805		10.00	9.32	No
		CH 165	5825		10.00	<b>9.35</b>	Yes
	Sum	CH 36	5180		14.50	12.79	No
		CH 40	5200		18.50	17.78	No
		CH 44	5220		18.50	17.85	No
		CH 48	5240		18.50	18.01	No
		CH 52	5260		18.50	17.98	No
		CH 56	5280		18.50	18.03	No
		CH 60	5300		18.50	18.06	No
		CH 64	5320		14.50	13.25	No
		CH 100	5500		14.50	13.25	No
		CH 104	5520		18.50	18.08	No
		CH 108	5540		18.50	17.90	No
		CH 112	5560		18.50	17.89	No
		CH 116	5580		18.50	17.93	No
		CH 120	5600		18.50	17.93	No
		CH 124	5620		18.50	17.95	No
		CH 128	5640		18.50	18.01	No
		CH 132	5660		18.50	17.83	No
		CH 136	5680		18.50	17.83	No
		CH 140	5700		14.00	12.40	No
		CH 149	5745		14.50	12.76	No
		CH 153	5765		13.50	12.84	No
		CH 157	5785		13.50	12.85	No
		CH 161	5805		13.50	12.81	No
CH 165	5825	13.50	12.91	No			
Mode	Antenna	Channel	Frequency (MHz)	Data Rate (Mbps)	Tune-up	Average Power (dBm)	SAR Test (Yes/No)
802.11n MIMO 20M (5GHz)	Ant1	CH 36	5180	MCS0	11.50	9.75	No
		CH 40	5200		15.00	13.27	No
		CH 44	5220		15.00	13.36	No
		CH 48	5240		15.00	13.04	No
		CH 52	5260		15.00	13.19	No
		CH 56	5280		15.00	13.29	No
		CH 60	5300		15.00	13.34	No
		CH 64	5320		11.50	9.87	No
		CH 100	5500		11.50	9.97	No
		CH 104	5520		15.00	13.27	No
		CH 108	5540		15.00	13.36	No
		CH 112	5560		15.00	13.35	No
		CH 116	5580		15.00	13.35	No
		CH 120	5600		15.00	13.25	No
		CH 124	5620		15.00	13.32	No
CH 128	5640	15.00	13.41	No			
CH 132	5660	15.00	13.56	No			

		CH 136	5680		15.00	13.54	No
		CH 140	5700		11.00	9.99	No
		CH 149	5745		10.00	8.19	No
		CH 153	5765		10.00	7.56	No
		CH 157	5785		10.00	8.18	No
		CH 161	5805		10.00	8.03	No
		CH 165	5825		10.00	7.80	No
	Ant2	CH 36	5180		11.50	9.89	No
		CH 40	5200		14.00	12.70	No
		CH 44	5220		14.00	12.91	No
		CH 48	5240		14.00	12.92	No
		CH 52	5260		14.00	12.98	No
		CH 56	5280		14.00	12.99	No
		CH 60	5300		14.00	13.03	No
		CH 64	5320		11.50	10.20	No
		CH 100	5500		11.50	10.45	No
		CH 104	5520		14.00	13.34	No
		CH 108	5540		14.00	13.31	No
		CH 112	5560		14.00	13.34	No
		CH 116	5580		14.00	13.27	No
		CH 120	5600		14.00	13.19	No
		CH 124	5620		14.00	13.08	No
		CH 128	5640		14.00	12.91	No
		CH 132	5660		14.00	12.77	No
		CH 136	5680		14.00	12.62	No
		CH 140	5700		11.00	8.93	No
		CH 149	5745		9.00	6.99	No
	CH 153	5765	9.00		7.03	No	
	CH 157	5785	9.00		7.04	No	
	CH 161	5805	9.00		7.20	No	
	CH 165	5825	9.00		7.26	No	
	Sum	CH 36	5180		14.50	12.83	No
		CH 40	5200		17.50	16.00	No
		CH 44	5220		17.50	16.15	No
		CH 48	5240		17.50	15.99	No
		CH 52	5260		17.50	16.10	No
CH 56		5280	17.50	16.15	No		
CH 60		5300	17.50	16.20	No		
CH 64		5320	14.50	13.05	No		
CH 100		5500	14.50	13.23	No		
CH 104		5520	17.50	16.32	No		
CH 108		5540	17.50	16.35	No		
CH 112		5560	17.50	16.36	No		
CH 116		5580	17.50	16.32	No		
CH 120		5600	17.50	16.23	No		
CH 124	5620	17.50	16.21	No			
CH 128	5640	17.50	16.18	No			

Mode	Antenna	Channel	Frequency (MHz)	Data Rate (Mbps)	Tune-up	Average Power (dBm)	SAR Test (Yes/No)	
		CH 132	5660		17.50	16.19	No	
		CH 136	5680		17.50	16.11	No	
		CH 140	5700		14.00	12.50	No	
		CH 149	5745		12.50	10.64	No	
		CH 153	5765		12.50	10.31	No	
		CH 157	5785		12.50	10.66	No	
		CH 161	5805		12.50	10.65	No	
		CH 165	5825		12.50	10.55	No	
Mode	Antenna	Channel	Frequency (MHz)	Data Rate (Mbps)	Tune-up	Average Power (dBm)	SAR Test (Yes/No)	
802.11n MIMO 40M (5GHz)	Ant1	CH 38	5190	MCS0	9.50	7.67	No	
		CH 46	5230		15.50	14.18	No	
		CH 54	5270		15.50	<b>14.13</b>	No	
		CH 62	5310		9.50	7.99	No	
		CH 102	5510		9.50	8.05	No	
		CH 110	5550		15.50	<b>14.29</b>	No	
		CH 118	5590		15.50	14.17	No	
		CH 126	5630		15.50	14.38	No	
		CH 134	5670		9.50	8.58	No	
		CH 151	5755		10.50	8.84	No	
	CH 159	5795	10.50		8.62	No		
	Ant2	CH 38	5190		9.50	7.69	No	
		CH 46	5230		14.50	14.19	No	
		CH 54	5270		14.50	14.19	No	
		CH 62	5310		9.50	8.88	No	
		CH 102	5510		9.50	8.65	No	
		CH 110	5550		14.50	13.57	No	
		CH 118	5590		14.50	13.54	No	
		CH 126	5630		14.50	13.29	No	
		CH 134	5670		9.50	7.85	No	
		CH 151	5755		9.50	7.71	No	
	CH 159	5795	9.50		7.76	No		
	Sum	CH 38	5190		MCS0	12.50	10.69	No
		CH 46	5230			18.00	<b>17.20</b>	No
		CH 54	5270			18.00	<b>17.17</b>	No
		CH 62	5310			12.50	11.47	No
		CH 102	5510			12.50	11.37	No
		CH 110	5550			18.00	16.96	No
		CH 118	5590			18.00	16.88	No
		CH 126	5630			18.00	<b>16.88</b>	No
CH 134		5670	12.50	11.24		No		
CH 151		5755	13.00	11.32		No		
CH 159	5795	13.00	11.22	No				
Mode	Antenna	Channel	Frequency (MHz)	Data Rate (Mbps)	Tune-up	Average Power (dBm)	SAR Test (Yes/No)	
802.11ac	Ant1	CH 36	5180	MCS0	11.50	9.55	No	

MIMO 20M (5GHz)		CH 40	5200	15.00	13.30	No
		CH 44	5220	15.00	13.46	No
		CH 48	5240	15.00	13.63	No
		CH 52	5260	15.00	13.63	No
		CH 56	5280	15.00	13.54	No
		CH 60	5300	15.00	13.50	No
		CH 64	5320	11.50	9.88	No
		CH 100	5500	11.50	10.00	No
		CH 104	5520	15.00	13.32	No
		CH 108	5540	15.00	13.34	No
		CH 112	5560	15.00	13.32	No
		CH 116	5580	15.00	13.24	No
		CH 120	5600	15.00	13.07	No
		CH 124	5620	15.00	13.23	No
		CH 128	5640	15.00	13.26	No
		CH 132	5660	15.00	13.30	No
		CH 136	5680	15.00	13.30	No
		CH 140	5700	11.00	9.86	No
		CH 149	5745	10.00	8.23	No
		CH 153	5765	10.00	8.26	No
	CH 157	5785	10.00	7.71	No	
	CH 161	5805	10.00	8.03	No	
	CH 165	5825	10.00	7.81	No	
	Ant2	CH 36	5180	11.50	9.76	No
		CH 40	5200	14.00	12.74	No
		CH 44	5220	14.00	12.82	No
		CH 48	5240	14.00	12.88	No
		CH 52	5260	14.00	12.85	No
		CH 56	5280	14.00	12.88	No
		CH 60	5300	14.00	12.92	No
		CH 64	5320	11.50	10.02	No
		CH 100	5500	11.50	10.23	No
		CH 104	5520	14.00	13.40	No
		CH 108	5540	14.00	13.40	No
CH 112		5560	14.00	13.45	No	
CH 116		5580	14.00	13.48	No	
CH 120		5600	14.00	13.51	No	
CH 124	5620	14.00	13.44	No		
CH 128	5640	14.00	13.39	No		
CH 132	5660	14.00	13.36	No		
CH 136	5680	14.00	13.13	No		
CH 140	5700	11.00	9.07	No		
CH 149	5745	9.00	7.01	No		
CH 153	5765	9.00	7.06	No		
CH 157	5785	9.00	7.10	No		
CH 161	5805	9.00	7.22	No		

	Sum	CH 165	5825	MCS0	9.00	7.27	No
		CH 36	5180		14.50	12.67	No
		CH 40	5200		17.50	16.04	No
		CH 44	5220		17.50	16.16	No
		CH 48	5240		17.50	16.28	No
		CH 52	5260		17.50	16.27	No
		CH 56	5280		17.50	16.23	No
		CH 60	5300		17.50	16.23	No
		CH 64	5320		14.50	12.96	No
		CH 100	5500		14.50	13.13	No
		CH 104	5520		17.50	16.37	No
		CH 108	5540		17.50	16.38	No
		CH 112	5560		17.50	16.40	No
		CH 116	5580		17.50	16.37	No
		CH 120	5600		17.50	16.31	No
		CH 124	5620		17.50	16.35	No
		CH 128	5640		17.50	16.34	No
		CH 132	5660		17.50	16.34	No
		CH 136	5680		17.50	16.23	No
		CH 140	5700		14.00	12.49	No
		CH 149	5745		12.50	10.67	No
CH 153	5765	12.50	10.71	No			
CH 157	5785	12.50	10.43	No			
CH 161	5805	12.50	10.65	No			
CH 165	5825	12.50	10.56	No			
Mode	Antenna	Channel	Frequency (MHz)	Data Rate (Mbps)	Tune-up	Average Power (dBm)	SAR Test (Yes/No)
802.11ac MIMO 40M (5GHz)	Ant1	CH 38	5190	MCS0	9.50	7.75	No
		CH 46	5230		15.50	14.23	No
		CH 54	5270		15.50	14.82	No
		CH 62	5310		9.50	7.51	No
		CH 102	5510		9.50	8.14	No
		CH 110	5550		15.50	14.24	No
		CH 118	5590		15.50	14.03	No
		CH 126	5630		15.50	14.14	No
		CH 134	5670		9.50	8.36	No
		CH 151	5755		10.50	8.61	No
	CH 159	5795	10.50		8.88	No	
	Ant2	CH 38	5190		9.50	7.84	No
		CH 46	5230		14.50	13.64	No
		CH 54	5270		14.50	13.52	No
		CH 62	5310		9.50	7.81	No
		CH 102	5510		9.50	8.61	No
		CH 110	5550		14.50	14.07	No
CH 118		5590	14.50	14.10	No		
CH 126	5630	14.50	14.00	No			



		CH 134	5670		9.50	8.22	No	
		CH 151	5755		9.50	7.61	No	
		CH 159	5795		9.50	7.82	No	
	Sum		CH 38	5190	MCS0	12.50	10.81	No
			CH 46	5230		18.00	16.96	No
			CH 54	5270		18.00	17.23	No
			CH 62	5310		12.50	10.67	No
			CH 102	5510		12.50	11.39	No
			CH 110	5550		18.00	17.17	No
			CH 118	5590		18.00	17.08	No
			CH 126	5630		18.00	17.08	No
			CH 134	5670		12.50	11.30	No
			CH 151	5755		13.00	11.15	No
			CH 159	5795		13.00	11.39	No
			Mode	Antenna		Channel	Frequency (MHz)	Data Rate (Mbps)
802.11ac MIMO 80M (5GHz)	Ant1	CH 42	5210	MCS0	9.50	8.01	No	
		CH 58	5290		9.50	8.05	No	
		CH 106	5530		9.50	8.08	No	
		CH 122	5610		9.50	7.85	No	
		CH 155	5775		9.00	7.66	No	
	Ant2	CH 42	5210		9.50	7.99	No	
		CH 58	5290		9.50	7.89	No	
		CH 106	5530		9.50	8.47	No	
		CH 122	5610		9.50	8.41	No	
		CH 155	5775		8.00	5.34	No	
	Sum	CH 42	5210		12.50	11.01	No	
		CH 58	5290		12.50	10.98	No	
		CH 106	5530		12.50	11.29	No	
		CH 122	5610		12.50	11.15	No	
		CH 155	5775		11.50	9.66	No	
Mode	Antenna	Channel	Frequency (MHz)	Data Rate (Mbps)	Tune-up	Average Power (dBm)	SAR Test (Yes/No)	
802.11ac MIMO 160M (5GHz)	Ant1	CH 50	5250	MCS0	9.00	5.05	No	
		CH 114	5570		9.00	6.04	No	
	Ant2	CH 50	5250		8.00	5.41	No	
		CH 114	5570		8.00	6.06	No	
	Sum	CH 50	5250	MCS0	11.50	8.24	No	
		CH 114	5570		11.50	9.06	No	

Table 144: Conducted power measurement results of WiFi 5G CDD/MIMO(Full Power)

Mode	Antenna	Channel	Frequency (MHz)	Data Rate (Mbps)	Tune-up	Average Power (dBm)
					Max.	
802.11a SISO	Ant1	CH 36	5180	6.5Mbps	11.50	9.92
		CH 40	5200		14.50	<b>13.77</b>
		CH 52	5260		14.50	<b>13.45</b>
		CH 60	5300		14.50	<b>13.27</b>
		CH 64	5320		11.50	10.36
		CH 100	5500		11.50	9.75
		CH 104	5520		14.50	<b>13.19</b>
		CH 120	5600		14.50	<b>13.48</b>
		CH 124	5620		14.50	<b>13.47</b>
		CH 128	5640		14.50	<b>13.42</b>
		CH 132	5660		14.50	<b>13.41</b>
		CH 136	5680		14.50	<b>13.68</b>
		CH 140	5700		11.00	10.22
		CH 149	5745		11.00	<b>9.68</b>
	CH 157	5785	11.00		<b>9.91</b>	
	CH 165	5825	11.00		<b>10.05</b>	
	Ant2	CH 36	5180		11.50	10.06
		CH 40	5200		14.50	<b>13.40</b>
		CH 52	5260		14.50	<b>13.41</b>
		CH 60	5300		14.50	<b>13.47</b>
		CH 64	5320		11.50	9.83
		CH 100	5500		11.50	10.08
		CH 104	5520		14.50	<b>13.79</b>
		CH 120	5600		14.50	<b>13.74</b>
		CH 124	5620		14.50	<b>13.65</b>
		CH 128	5640		14.50	<b>13.62</b>
		CH 132	5660		14.50	<b>13.51</b>
		CH 136	5680		14.50	<b>13.58</b>
CH 140		5700	11.00	9.53		
CH 149		5745	10.00	<b>8.94</b>		
CH 157	5785	10.00	<b>9.18</b>			
CH 165	5825	10.00	<b>9.26</b>			
Mode	Antenna	Channel	Frequency (MHz)	Data Rate (Mbps)	Tune-up	Average Power (dBm)
802.11n SISO 20M	Ant1	CH 36	5180	MCS0	11.50	9.90
		CH 40	5200		14.50	13.07
		CH 52	5260		14.50	13.12
		CH 60	5300		14.50	13.15
		CH 64	5320		11.50	9.94
		CH 100	5500		11.50	9.81

		CH 104	5520		14.50	13.20
		CH 120	5600		14.50	13.40
		CH 124	5620		14.50	13.44
		CH 128	5640		14.50	13.41
		CH 132	5660		14.50	13.41
		CH 136	5680		14.50	13.15
		CH 140	5700		11.00	9.94
		CH 149	5745		10.00	8.41
		CH 157	5785		10.00	8.56
		CH 165	5825		10.00	8.75
	Ant2	CH 36	5180		11.50	10.13
		CH 40	5200		14.00	12.53
		CH 52	5260		14.00	12.73
		CH 60	5300		14.00	12.85
		CH 64	5320		11.50	9.91
		CH 100	5500		11.50	9.85
		CH 104	5520		14.00	12.82
		CH 120	5600		14.00	13.01
		CH 124	5620		14.00	13.45
		CH 128	5640		14.00	13.43
CH 132	5660	14.00	13.41			
CH 136	5680	14.00	13.10			
CH 140	5700	11.00	9.27			
CH 149	5745	9.00	7.34			
CH 157	5785	9.00	7.78			
CH 165	5825	9.00	7.82			
Mode	Antenna	Channel	Frequency (MHz)	Data Rate (Mbps)	Tune-up Max.	Average Power (dBm)
802.11n SISO 40M	Ant1	CH 38	5190	MCS0	9.50	6.62
		CH 46	5230		15.50	12.52
		CH 54	5270		15.50	12.52
		CH 62	5310		9.50	7.85
		CH 102	5510		9.50	7.49
		CH 110	5550		15.50	13.41
		CH 118	5590		15.50	13.64
		CH 126	5630		15.50	13.34
		CH 134	5670		9.50	7.46
		CH 151	5755		10.50	8.49
	CH 159	5795	10.50		9.74	
	Ant2	CH 38	5190		9.50	6.52
		CH 46	5230		14.50	12.91
CH 54		5270	14.50	12.99		

Mode	Antenna	Channel	Frequency (MHz)	Data Rate (Mbps)	Tune-up	Average Power (dBm)
					Max.	
		CH 62	5310		9.50	7.02
		CH 102	5510		9.50	7.69
		CH 110	5550		14.50	12.28
		CH 118	5590		14.50	11.52
		CH 126	5630		14.50	11.52
		CH 134	5670		9.50	6.84
		CH 151	5755		9.50	7.85
		CH 159	5795		9.50	7.05
Mode	Antenna	Channel	Frequency (MHz)	Data Rate (Mbps)	Tune-up	Average Power (dBm)
					Max.	
802.11ac SISO 20M	Ant1	CH 36	5180	MCS0	11.50	9.20
		CH 40	5200		14.50	13.02
		CH 52	5260		14.50	12.97
		CH 60	5300		14.50	13.04
		CH 64	5320		11.50	9.82
		CH 100	5500		11.50	9.36
		CH 104	5520		14.50	13.42
		CH 120	5600		14.50	13.00
		CH 124	5620		14.50	13.20
		CH 128	5640		14.50	13.11
		CH 132	5660		14.50	13.02
		CH 136	5680		14.50	12.85
		CH 140	5700		11.00	9.25
		CH 149	5745		10.00	8.15
	CH 157	5785	10.00		8.28	
	CH 165	5825	10.00		8.58	
	Ant2	CH 36	5180		11.50	9.58
		CH 40	5200		14.00	12.67
		CH 52	5260		14.00	12.57
		CH 60	5300		14.00	12.67
		CH 64	5320		11.50	9.86
		CH 100	5500		11.50	9.80
		CH 104	5520		14.00	12.96
		CH 120	5600		14.00	12.72
		CH 124	5620		14.00	12.57
		CH 128	5640		14.00	12.62
		CH 132	5660		14.00	12.71
		CH 136	5680		14.00	12.86
CH 140		5700	11.00	9.54		
CH 149		5745	9.00	7.36		
CH 157	5785	9.00	7.65			
CH 165	5825	9.00	7.56			
Mode	Antenna	Channel	Frequency (MHz)	Data Rate (Mbps)	Tune-up	Average Power (dBm)
					Max.	
802.11ac SISO 40M	Ant1	CH 38	5190	MCS0	9.50	6.76
		CH 46	5230		14.50	11.56
		CH 54	5270		14.50	11.52