



## Appendix D. Photo documentation

<b>Table of contents</b>
Test Facility
Test Positions
Liquid depth

## Test Facility

Photo 1: Measurement System DASYS



## Test Positions

Photo 2: Front View



Photo 3: Back View



Photo 4: Left Cheek




Photo 5: Left tilt



Photo 6: Right Cheek




Photo 7: Right tilt




Photo 8: Front Side 15mm



Photo 9: Back Side 15mm



Photo 10: Front Side 10mm



Photo 11: Back Side 10mm



Photo 12: Front Side 3mm



Photo 13: Back Side 4mm



Photo 14: Front Side 0mm



Photo 15: Back Side 0mm



Photo 16: Left Side 10mm




Photo 17: Right Side 10mm



Photo 18: Top Side 10mm



Photo 19: Bottom Side 10mm



Photo 20: Top Side 0mm



Photo 21: Bottom Side 0mm



Photo 22: Right Side 0mm




Photo 23: Bottom Side 8mm



**Liquid depth**

Photo 24: HBBL600-6000MHz Depth (15.1cm)




Photo 25: MBBL600-6000MHz Depth (15.2cm)

