

FCC Test Report

FCC ID: QISLUA-L13

Project No. : 1601C010B
Equipment : Smart Phone
Model Name : HUAWEI LUA-L13
Applicant : Huawei Technologies Co., Ltd.
Address : Administration Building, Headquarters of Huawei Technologies Co., Ltd., Bantian, Longgang District Shenzhen China

Date of Receipt : Jan. 25, 2016
Date of Test : Jan. 25, 2016 ~ Feb. 05, 2016
Issued Date : Feb. 15, 2016
Tested by : BTL Inc.

Testing Engineer : Pike Lee
(Pike Lee)

Technical Manager : Jeff Yang
(Jeff Yang)

Authorized Signatory : Andy Chiu
(Andy Chiu)

B T L I N C .

B1, No. 37, Lane 365, Yang-Guang St.,
Nei-Hu District, Taipei City 114, Taiwan.

TEL: +886-2-2657-3299 FAX: +886-2-2657-3331



Declaration

BTL represents to the client that testing is done in accordance with standard procedures as applicable and that test instruments used has been calibrated with the standards traceable to National Measurement Laboratory (**NML**) of **R.O.C.**, or National Institute of Standards and Technology (**NIST**) of **U.S.A.**

BTL's reports apply only to the specific samples tested under conditions. It is manufacture's responsibility to ensure that additional production units of this model are manufactured with the identical electrical and mechanical components. **BTL** shall have no liability for any declarations, inferences or generalizations drawn by the client or others from **BTL** issued reports.

BTL's report must not be used by the client to claim product certification, approval, or endorsement by NVLAP, NIST, or any agency of the Federal Government.

This report is the confidential property of the client. As a mutual protection to the clients, the public and **BTL-self**, extracts from the test report shall not be reproduced except in full with **BTL's** authorized written approval.

BTL's laboratory quality assurance procedures are in compliance with the **ISO Guide 17025** requirements, and accredited by the conformity assessment authorities listed in this test report.

Limitation

For the use of the authority's logo is limited unless the Test Standard(s)/Scope(s)/Item(s) mentioned in this test report is (are) included in the conformity assessment authorities acceptance respective.

Table of Contents	Page
1 . CERTIFICATION	5
2 . SUMMARY OF TEST RESULTS	6
2.1 TEST FACILITY	7
2.2 MEASUREMENT UNCERTAINTY	7
3 . GENERAL INFORMATION	8
3.1 GENERAL DESCRIPTION OF EUT	8
3.2 DESCRIPTION OF TEST MODES	10
3.3 BLOCK DIAGRAM SHOWING THE CONFIGURATION OF SYSTEM TESTED	11
3.4 DESCRIPTION OF SUPPORT UNITS	12
4 . EMC EMISSION TEST	13
4.1 CONDUCTED EMISSION MEASUREMENT	13
4.1.1 POWER LINE CONDUCTED EMISSION	13
4.1.2 TEST PROCEDURE	13
4.1.3 DEVIATION FROM TEST STANDARD	13
4.1.4 TEST SETUP	14
4.1.5 EUT OPERATING CONDITIONS	14
4.1.6 TEST RESULTS	14
4.2 RADIATED EMISSION MEASUREMENT	15
4.2.1 LIMITS OF RADIATED EMISSION MEASUREMENT	15
4.2.2 TEST PROCEDURE	16
4.2.3 DEVIATION FROM TEST STANDARD	16
4.2.4 TEST SETUP	17
4.2.5 EUT OPERATING CONDITIONS	17
4.2.6 TEST RESULTS (30MHZ TO 1000 MHZ)	18
4.2.7 TEST RESULTS (ABOVE 1000 MHZ)	18
5 . MEASUREMENT INSTRUMENTS LIST	19
6 . EUT TEST PHOTO	20
ATTACHMENT A - CONDUCTED EMISSION	26
ATTACHMENT B - RADIATED EMISSION (30MHZ TO 1000MHZ)	51
ATTACHMENT C - RADIATED EMISSION (ABOVE 1000MHZ)	76

REPORT ISSUED HISTORY

Issued No.	Description	Issued Date
BTL-FCCE-1-1601C010B	Original Issue.	Feb. 15, 2016

1. CERTIFICATION

Equipment : Smart Phone
Brand Name : HUAWEI
Model Name : HUAWEI LUA-L13
Applicant : Huawei Technologies Co., Ltd.
Manufacturer : Huawei Technologies Co., Ltd.
Address : Administration Building, Headquarters of Huawei Technologies Co., Ltd.,
Bantian, Longgang District Shenzhen China
Factory : Huawei Technologies Co., Ltd.
Address : Administration Building, Headquarters of Huawei Technologies Co., Ltd.,
Bantian, Longgang District Shenzhen China
Date of Test : Jan. 25, 2016 ~ Feb. 05, 2016
Test Sample : Engineering Sample
Standard(s) : FCC Part 15, Subpart B
ANSI C63.4-2014

The above equipment has been tested and found compliance with the requirement of the relative standards by BTL Inc.

The test data, data evaluation, and equipment configuration contained in our test report (Ref No. BTL-FCCE-1-1601C010B) were obtained utilizing the test procedures, test instruments, test sites that has been accredited by the Authority of TAF according to the ISO-17025 quality assessment standard and technical standard(s).

2. SUMMARY OF TEST RESULTS

Test procedures according to the technical standard(s):

EMC Emission				
Standard(s)	Test Item	Limit	Judgment	Remark
FCC Part15, Subpart B ANSI C63.4-2014	Conducted Emission	Class B	PASS	
	Radiated emission Below 1 GHz	Class B	PASS	
	Radiated emission Above 1 GHz	Class B	PASS	NOTE (2)

NOTE:

- (1) " N/A" denotes test is not applicable to this device.
- (2) The EUT's max operating frequency is 2500MHz ~ 2570MHz which exceeds 108 MHz, so the test will be performed.

2.1 TEST FACILITY

The test facilities used to collect the test data in this report is at the location of No. 68-1, Ln. 169, Sec.2, Datong Rd., Xizhi Dist., New Taipei City 221, Taiwan

2.2 MEASUREMENT UNCERTAINTY

Where relevant, the following measurement uncertainty levels have been estimated for tests performed on the EUT as specified in CISPR 16-4-2. The BTL measurement uncertainty is less than the CISPR 16-4-2 U_{CISPR} requirement.

The reported uncertainty of measurement $y \pm U$, where expanded uncertainty U is based on a standard uncertainty multiplied by a coverage factor of $k=2$, providing a level of confidence of approximately **95%**.

A. Conducted Measurement :

Test Site	Method	Measurement Frequency Range	U,(dB)
C05	CISPR	150 kHz ~ 30MHz	2.04

B. Radiated Measurement :

Test Site	Method	Measurement Frequency Range	Ant. H / V	U, (dB)
CB08 (3m)	CISPR	30 MHz ~ 200 MHz	V	3.06
		30 MHz ~ 200 MHz	H	2.58
		200 MHz ~ 1, 000 MHz	V	3.50
		200 MHz ~ 1, 000 MHz	H	3.10

Test Site	Method	Measurement Frequency Range	Ant. H / V	U, (dB)
CB08 (3m)	CISPR	1GHz ~ 6GHz	V	4.14
		1GHz ~ 6GHz	H	4.14
		6GHz ~ 18GHz	V	5.34
		6GHz ~ 18GHz	H	5.34

Note: Unless specifically mentioned, the uncertainty of measurement has not been taken into account to declare the compliance or non-compliance to the specification.

3. GENERAL INFORMATION

3.1 GENERAL DESCRIPTION OF EUT

Equipment	Smart Phone
Brand Name	HUAWEI
Model Name	HUAWEI LUA-L13
Model Difference	N/A
Power Source	#1 DC Voltage supplied from AC/DC adapter. Manufacturer: (1) HUIZHOU BYD ELECTRONIC CO., LTD. (2) Shenzhen Huntkey Electric Co., Ltd. (3) DONG GUAN PHITEK ELECTRONICS CO., LTD. Model: HW-050100U01 #2 Supplied from battery.
Power Rating	#1 I/P: 100V~240V~ 50/60 Hz,0.2A O/P: 5V $\overline{\text{---}}$ 1A #2 DC 3.8V
HW Version	VER.A
SW Version	LUA-L13C00B004

Note:

1. For a more detailed features description, please refer to the manufacturer's specifications or the user's manual.

2.

Item	Mfr/Brand	Model.
USB Cable	HONGLIN TECHNOLOGY CO.,LTD.	130-26654
	FOXCONN	CUBB01M-HC208-DH
Earphone	Jiangxi Lianchuang Hongsheng Electronic Co., LTD.	MEMD1632B580A00
	BOLUO COUNTY QUANCHENG ELECTRONIC	1311-3291-3.5mm-178
	GOERTEK INC.	HA1-3
	Jiangxi Lianchuang Hongsheng Electronic Co., LTD.	MEMD1532B528000
	BOLUO COUNTY QUANCHENG ELECTRONIC CO., LTD.	1293#+3283# 3.5MM-150
Battery	Tianjin Lishen Battery Joint-Stock Co.,Ltd.	HB505076RBC
	BYD LITHIUM BATTERY Co., LTD.	
	Sunwoda Electronic Co., LTD	
	SCUD (FUJIAN) Electronics Co., Ltd	

3.	TX Frequency	GSM 850: 824MHz to 849MHz GSM 1900: 1850MHz to 1910MHz WCDMA Band 2: 1850MHz to 1910MHz WCDMA Band 4: 1710MHz ~ 1755MHz WCDMA Band 5: 824MHz ~ 849MHz LTE Band 2: 1850 MHz ~ 1910 MHz LTE Band 4: 1710 MHz ~ 1755 MHz LTE Band 7: 2500MHz ~ 2570MHz LTE Band 13: 777MHz ~ 787MHz LTE Band 17: 704MHz ~ 716MHz BT/WIFI: 2400MHz ~ 2483.5MHz
	RX Frequency	GSM 850: 869MHz to 894MHz GSM 1900: 1930MHz to 1990MHz WCDMA Band 2: 1930MHz to 1990MHz WCDMA Band 4: 2110MHz ~ 2155MHz WCDMA Band 5: 869MHz ~ 894MHz LTE Band 2: 1930 MHz ~ 1990 MHz LTE Band 4: 2110MHz ~ 2155MHz LTE Band 7: 2620MHz ~ 2690MHz LTE Band 13: 746MHz ~ 756MHz LTE Band 17: 734MHz ~ 746MHz BT/WIFI: 2400MHz ~ 2483.5MHz GPS: 1575.42 MHz

3.2 DESCRIPTION OF TEST MODES

To investigate the maximum EMI emission characteristics generated from EUT, the test system was pre-scanning tested base on the consideration of following EUT operation mode or test configuration mode which possible have effect on EMI emission level. Each of these EUT operation mode(s) or test configuration mode(s) mentioned above was evaluated respectively.

Pretest Mode	Description
Mode 1	Adapter+Idle+BT+WIFI+GPS+playing+Earphone
Mode 2	Adapter+Idle+BT+WIFI+GPS+playing+speaker
Mode 3	Adapter+Idle+BT+WIFI+GPS+Camera on
Mode 4	Adapter+GSM+BT+WIFI+GPS
Mode 5	Adapter+WCDMA+BT+WIFI+GPS
Mode 6	Adapter+LTE+BT+WIFI+GPS
Mode 7	USB copy(EUT with PC)+BT+WIFI+GPS

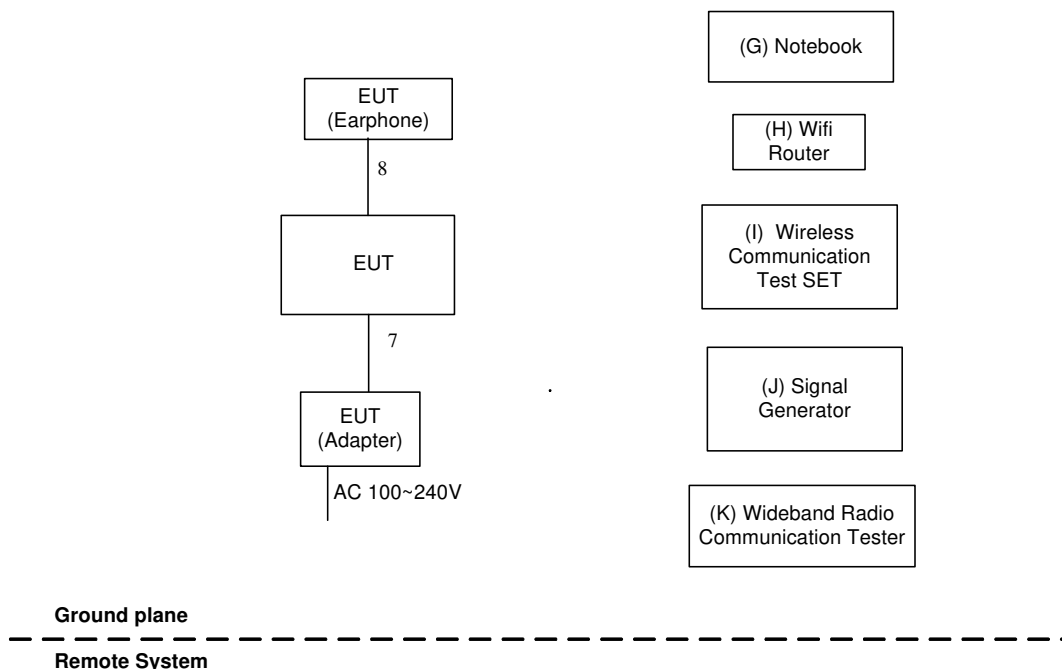
The EUT system operated these modes were found to be the worst case during the pre-scanning test as following:

For Conducted Test	
Final Test Mode	Description
Mode 1	Adapter+Idle+BT+WIFI+GPS+playing+Earphone
Mode 2	Adapter+Idle+BT+WIFI+GPS+playing+speaker
Mode 3	Adapter+Idle+BT+WIFI+GPS+Camera on
Mode 4	Adapter+GSM+BT+WIFI+GPS
Mode 5	Adapter+WCDMA+BT+WIFI+GPS
Mode 6	Adapter+LTE+BT+WIFI+GPS
Mode 7	USB copy(EUT with PC)+BT+WIFI+GPS

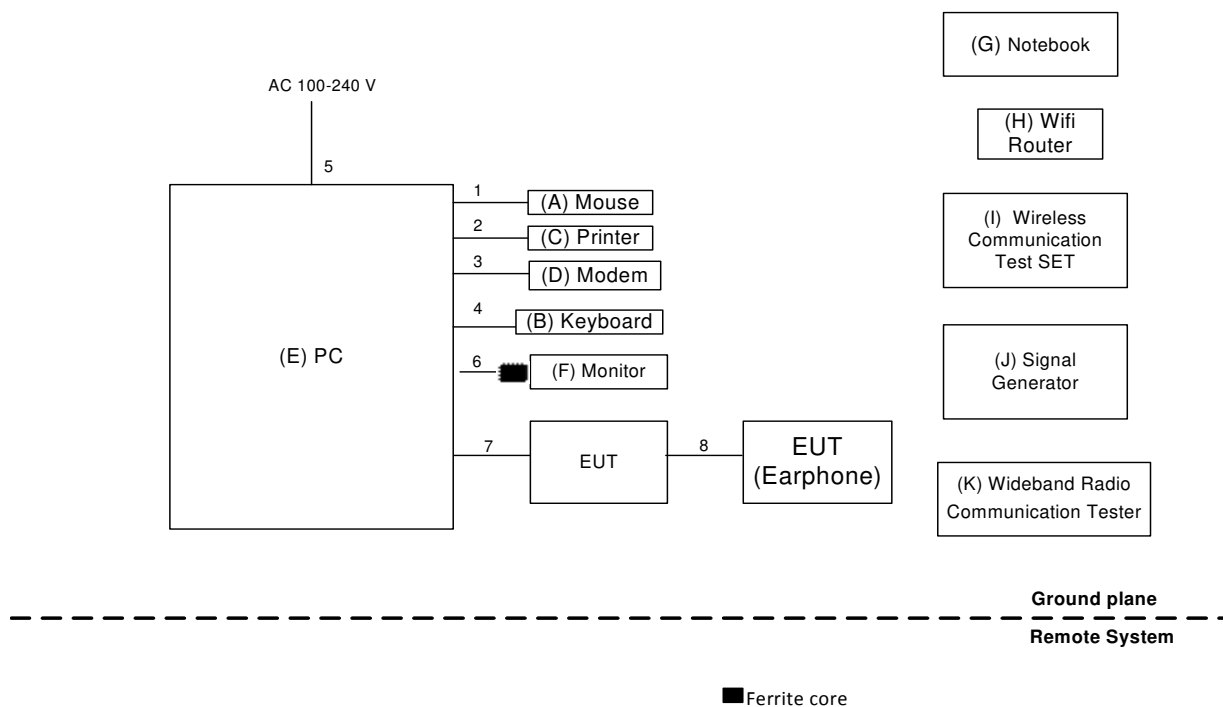
For Radiated Test	
Final Test Mode	Description
Mode 1	Adapter+Idle+BT+WIFI+GPS+playing+Earphone
Mode 2	Adapter+Idle+BT+WIFI+GPS+playing+speaker
Mode 3	Adapter+Idle+BT+WIFI+GPS+Camera on
Mode 4	Adapter+GSM+BT+WIFI+GPS
Mode 5	Adapter+WCDMA+BT+WIFI+GPS
Mode 6	Adapter+LTE+BT+WIFI+GPS
Mode 7	USB copy(EUT with PC)+BT+WIFI+GPS

3.3 BLOCK DIAGRAM SHOWING THE CONFIGURATION OF SYSTEM TESTED

Mode 1-6



Mode 7



3.4 DESCRIPTION OF SUPPORT UNITS

The EUT has been tested as an independent unit together with other necessary accessories or support units. The following support units or accessories were used to form a representative test configuration during the tests.

Item	Equipment	Mfr/Brand	Model/Type No.	FCC ID	Series No.
A	USB mouse	DELL	MS111-P	DOC	CN011D3V71581279 OLOT
B	USB keyboard	DELL	KB212-B	DOC	CN0HTXH97158125 004DXA01
C	Printer	SII	DPU-414	DOC	3018507 B
D	Modem	ACEEX	DM-1414V	IFAXDM1414	0603002131
E	PC	DELL	DCSM 745	DOC	G7K832X
F	LCD monitor	DELL	E177FPc	DOC	CNOFJ179-64180-6 AG-1WNS
G	Notebook	hp	hstnn-169c-3	DOC	CNU02203XG
H	Router	TP-LINK	TL-WR1041N	DOC	N/A
I	Wireless Communication Test SET	Agilent	(8960 Series) E5515C	N/A	MY48364183
J	Signal Generator	Agilent	E4438C	N/A	MY49071316
K	Wideband Radio Communication Tester	RS	CMW500	N/A	122125

Item	Shielded Type	Ferrite Core	Length	Note
1	YES	NO	1.8m	USB Cable
2	YES	NO	1.8m	Parallel Cable
3	YES	NO	1.8m	RS232 Cable
4	YES	NO	1.8m	USB Cable
5	NO	NO	1.8m	AC power Cable
6	YES	YES	1.8m	D-SUB Cable
7	YES	NO	1m	USB Cable
8	NO	NO	1.2m	Earphone Cable

Note:

(1) For detachable type I/O cable should be specified the length m in 『Length』 column.

4. EMC EMISSION TEST

4.1 CONDUCTED EMISSION MEASUREMENT

4.1.1 POWER LINE CONDUCTED EMISSION (FREQUENCY RANGE 150KHZ-30MHZ)

FREQUENCY (MHz)	Class A (dBuV)		Class B (dBuV)	
	Quasi-peak	Average	Quasi-peak	Average
0.15 -0.5	79.00	66.00	66 - 56 *	56 - 46 *
0.50 -5.0	73.00	60.00	56.00	46.00
5.0 -30.0	73.00	60.00	60.00	50.00

Note:

- (1) The tighter limit applies at the band edges.
- (2) The limit of " * " marked band means the limitation decreases linearly with the logarithm of the frequency in the range.
- (3) The test result calculated as following:
 Measurement Value = Reading Level + Correct Factor
 Correct Factor = Insertion Loss + Cable Loss + Attenuator Factor(if use)
 Margin Level = Measurement Value – Limit Value

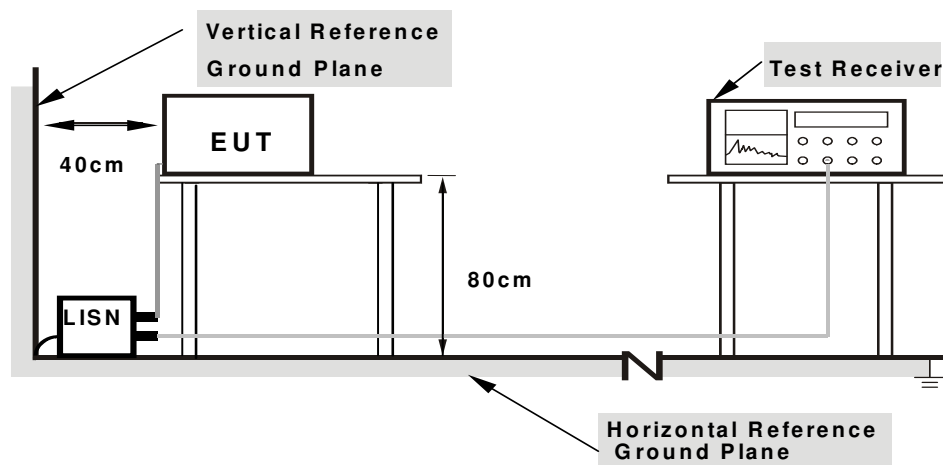
4.1.2 TEST PROCEDURE

- a. The EUT was placed 0.8 meters from the horizontal ground plane with EUT being connected to the power mains through a line impedance stabilization network (LISN). All other support equipments powered from additional LISN(s). The LISN provide 50 Ohm/ 50uH of coupling impedance for the measuring instrument.
- b. Interconnecting cables that hang closer than 40 cm to the ground plane shall be folded back and forth in the center forming a bundle 30 to 40 cm long.
- c. I/O cables that are not connected to a peripheral shall be bundled in the center. The end of the cable may be terminated, if required, using the correct terminating impedance. The overall length shall not exceed 1 m.
- d. LISN at least 80 cm from nearest part of EUT chassis.
- e. For the actual test configuration, please refer to the related Item –EUT Test Photos.

4.1.3 DEVIATION FROM TEST STANDARD

No deviation

4.1.4 TEST SETUP



Note: 1.Support units were connected to second LISN.
2.Both of LISNs (AMN) are 80 cm from EUT and at least 80 from other units and other metal planes

4.1.5 EUT OPERATING CONDITIONS

The EUT exercise program used during radiated and/or conducted emission measurement was designed to exercise the various system components in a manner similar to a typical use.

4.1.6 TEST RESULTS

Please refer to the Attachment A.

Temperature: 25°C Relative Humidity: 53%

Remark

- (1) All readings are QP Mode value unless otherwise stated AVG in column of『Note』. If the QP Mode Measured value compliance with the QP Limits and lower than AVG Limits, the EUT shall be deemed to meet both QP & AVG Limits and then only QP Mode was measured, but AVG Mode didn't perform. In this case, a “ * ” marked in AVG Mode column of Interference Voltage Measured.
- (2) Measuring frequency range from 150KHz to 30MHz.

4.2 RADIATED EMISSION MEASUREMENT

4.2.1 LIMITS OF RADIATED EMISSION MEASUREMENT

Below 1 GHz

Measurement Method and Applied Limits:

ANSI C63.4:

Frequency (MHz)	Class A (at 10m)		Class B (at 3m)	
	(uV/m) Field strength	(dBuV/m) Field strength	(uV/m) Field strength	(dBuV/m) Field strength
30 - 88	90	39	100	40
88 - 216	150	43.5	150	43.5
216 - 960	210	46.4	200	46
Above 960	300	49.5	500	54

CISPR 22 or CAN/CSA-CISPR 22-10:

Frequency (MHz)	Class A (at 10m)	Class B (at 10m)
	dBuV/m	dBuV/m
30 - 230	40	30
230 - 1000	47	37

Above 1 GHz

Measurement Method and Applied Limits:

ANSI C63.4:

Frequency (MHz)	Class A				Class B	
	(dBuV/m) (at 3m)		(dBuV/m) (at 10m)		(dBuV/m) (at 3m)	
	Peak	Average	Peak	Average	Peak	Average
Above 1000	80	60	69.5	49.5	74	54

FREQUENCY RANGE OF RADIATED MEASUREMENT (FOR UNINTENTIONAL RADIATORS)

Highest frequency generated or Upper frequency of measurement used in the device or on which the device operates or tunes (MHz)	Range (MHz)
Below 1.705	30
1.705 - 108	1000
108 - 500	2000
500 - 1000	5000
Above 1000	5 th harmonic of the highest frequency or 40 GHz, whichever is lower

NOTE:

- (1) The limit for radiated test was performed according to as following:
FCC Part 15, Subpart B
- (2) The tighter limit applies at the band edges.
- (3) Emission level (dBuV/m) = 20log Emission level (uV/m).
3m Emission level = 10m Emission level + 20log(10m/3m).
- (4) The test result calculated as following:
Measurement Value = Reading Level + Correct Factor
Correct Factor = Antenna Factor + Cable Loss - Amplifier Gain(if use)
Margin Level = Measurement Value - Limit Value

4.2.2 TEST PROCEDURE

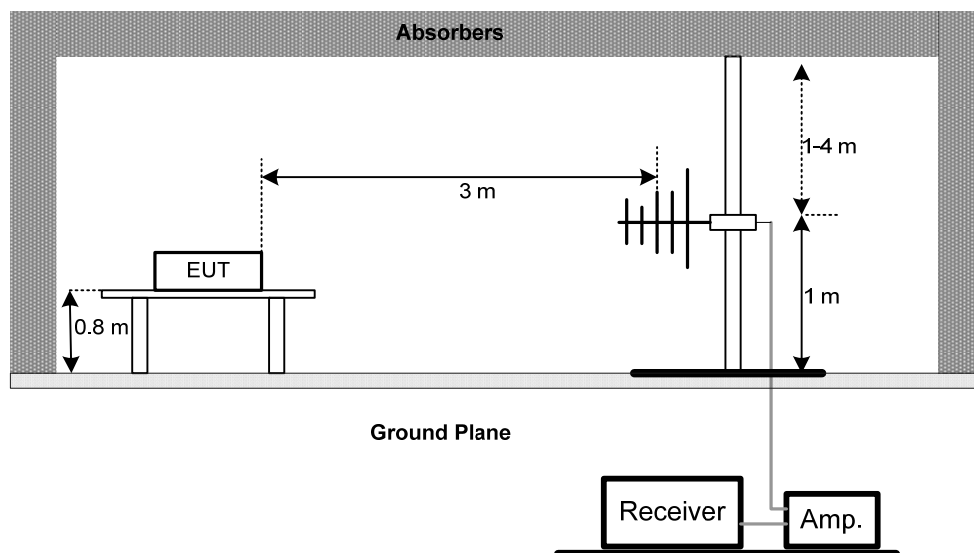
- a. The measuring distance of 3 m shall be used for measurements. The EUT was placed on the top of a rotating table 0.8 meter above the ground at a 3 meter semi-anechoic chamber. The table was rotated 360 degrees to determine the position of the highest radiation.(below 1GHz)
- b. The measuring distance of 3 m shall be used for measurements. The EUT was placed on the top of a rotating table 0.8 meter above the ground at a 3 meter semi-anechoic chamber. The table was rotated 360 degrees to determine the position of the highest radiation.(above 1GHz)
- c. The height of the equipment or of the substitution antenna shall be 0.8 m, the height of the test antenna shall vary between 1 m to 4 m. Both horizontal and vertical polarizations of the antenna are set to make the measurement.
- d. For each suspected emission, the EUT was arranged to its worst case and then the antenna was tuned to heights find the maximum reading (used Bore sight function).
- e. The receiver system was set to peak and average detect function and specified bandwidth with maximum hold mode when the test frequency is above 1GHz.
- f. The initial step in collecting radiated emission data is a receiver peak detector mode pre-scanning the measurement frequency range. Significant peaks are then marked and then Quasi Peak detector mode re-measured.
- g. All readings are Peak unless otherwise stated QP in column of Note. Peak denotes that the Peak reading compliance with the QP Limits and then QP Mode measurement didn't perform. (below 1GHz)
- h. All readings are Peak Mode value unless otherwise stated AVG in column of Note. If the Peak Mode Measured value compliance with the Peak Limits and lower than AVG Limits, the EUT shall be deemed to meet both Peak & AVG Limits and then only Peak Mode was measured, but AVG Mode didn't perform. (above 1GHz)
- i. For the actual test configuration, please refer to the related Item –EUT Test Photos.

4.2.3 DEVIATION FROM TEST STANDARD

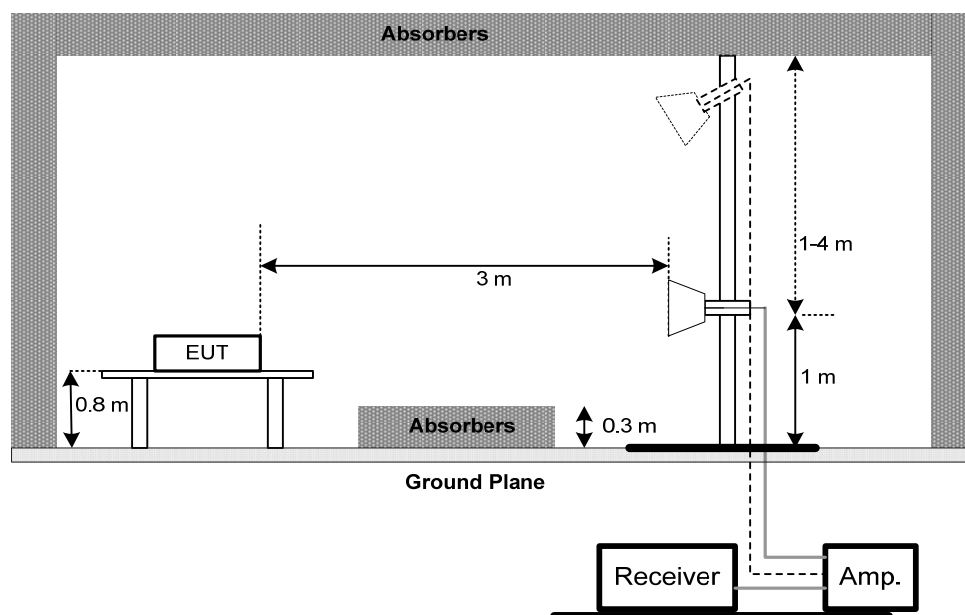
No deviation

4.2.4 TEST SETUP

(A) Radiated Emission Test Set-Up Frequency Below 1 GHz



(B) Radiated Emission Test Set-Up Frequency Above 1 GHz



4.2.5 EUT OPERATING CONDITIONS

The EUT tested system was configured as the statements of 4.1.5 unless otherwise a special operating condition is specified in the follows during the testing.

4.2.6 TEST RESULTS (30MHZ TO 1000 MHZ)

Please refer to the Attachment B.

Temperature: 21°C Relative Humidity: 51%

4.2.7 TEST RESULTS (ABOVE 1000 MHZ)

Please refer to the Attachment C

Temperature: 22°C Relative Humidity: 56%

Remark :

- (1) Radiated emissions measured in frequency range above 1000MHz were made with an instrument using Peak detector mode and AV detector mode of the emission .
- (2) Data of measurement within this frequency range shown “ * ” in the table above means the reading of emissions are attenuated more than 20dB below the permissible limits or the field strength is too small to be measured.
- (3) A preamp and high pass filter were used for this test in order to provide sufficient measurement sensitivity.

5. MEASUREMENT INSTRUMENTS LIST

Conducted Emission					
Item	Kind of Equipment	Manufacturer	Type No.	Serial No.	Calibrated until
1	TWO-LINE V-NETWORK	R&S	ENV216	101050	Feb. 01, 2017
2	Test Cable	TIMES	CFD300-NL	C05	Jun. 14, 2016
3	EMI Test Receiver	R&S	ESR3	101854	Dec. 10, 2016
4	Measurement Software	EZ	EZ EMC (Version NB-03A)	N/A	N/A

Radiated Emission					
Item	Kind of Equipment	Manufacturer	Type No.	Serial No.	Calibrated until
1	Log-Bicon Antenna	Schwarzbeck	VULB 9168	9168-641	Sep. 10, 2016
2	Log-Bicon Antenna	Schwarzbeck	VULB 9168	9168-642	Sep. 10, 2016
3	Attenuator	Inmet	AT-N0507	01	Sep. 10, 2016
4	Attenuator	Inmet	AT-N0508	02	Sep. 10, 2016
5	Pre-Amplifier	EMCI	EMC9135	980281	Oct. 05, 2016
6	Pre-Amplifier	EMCI	EMC9135	980282	Oct. 05, 2016
7	Test Cable	EMCI	EMC8D-NM-NM-800	150102	Jan. 22, 2017
8	Test Cable	EMCI	EMC8D-NM-NM-800	150103	Jan. 22, 2017
9	Test Cable	EMCI	EMC8D-NM-NM-5000	150105	Jan. 22, 2017
10	Test Cable	EMCI	EMC8D-NM-NM-5000	150106	Jan. 22, 2017
11	Test Cable	EMCI	EMC8D-NM-NM-10000	150107	Jan. 22, 2017
12	Test Cable	EMCI	EMC8D-NM-NM-20000	150116	Jan. 22, 2017
13	EXA Spectrum Analyzer	Keysight Technologies	N9010A	MY54200483	Sep. 21, 2016
14	EMI Receiver	Keysight Technologies	N9038A	MY54130009	Oct. 02, 2016
15	Horn Antenna	Schwarzbeck	BBHA-9120D	120D-1297	Aug. 03, 2016
16	Pre-Amplifier	Agilent	8449B	3008A02331	Jan. 22, 2017
17	Test Cable	EMCI	EMC104-SM-SM-800	150110	Jan. 22, 2017
18	Test Cable	EMCI	EMC104-SM-SM-15000	150111	Jan. 22, 2017
19	Test Cable	EMCI	EMC104-SM-SM-5000	141210	Jan. 22, 2017
20	Measurement Software	EZ	EZ EMC (Version NB-03A)	N/A	N/A

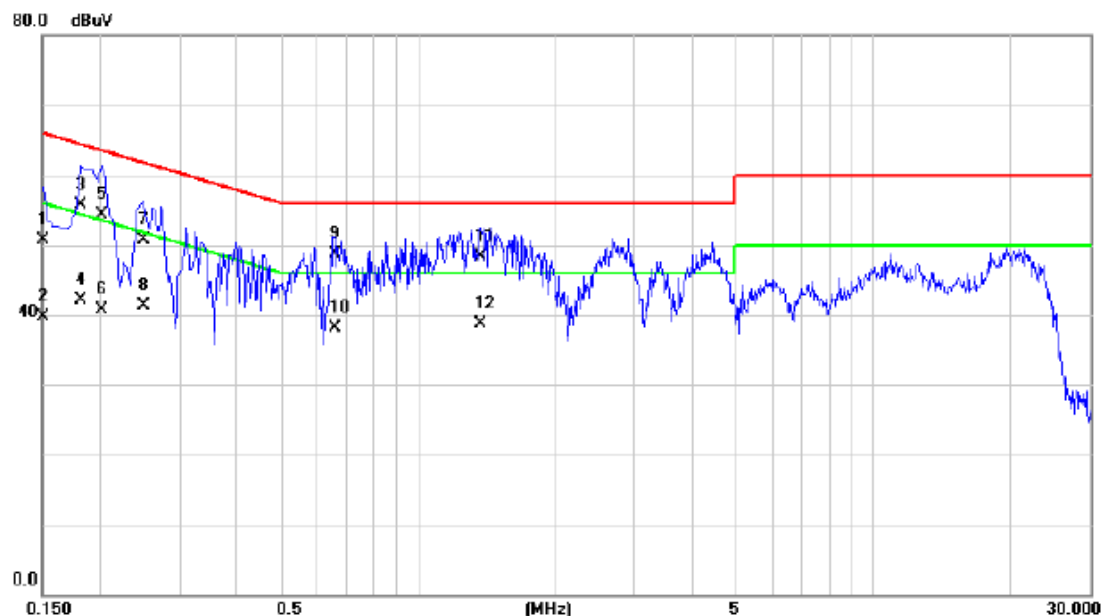
Remark: "N/A" denotes no model name, serial no. or calibration specified.

All calibration period of equipment list is one year.

ATTACHMENT A - CONDUCTED EMISSION

Test Voltage:	AC 120V/60Hz
Test Mode:	Adapter+Idle+BT+WIFI+GPS+playing+Earphone
Note:	Adapter: HK +USB Cable: FOXCONN +Battery: Lishen + Earphone: GOERTEK

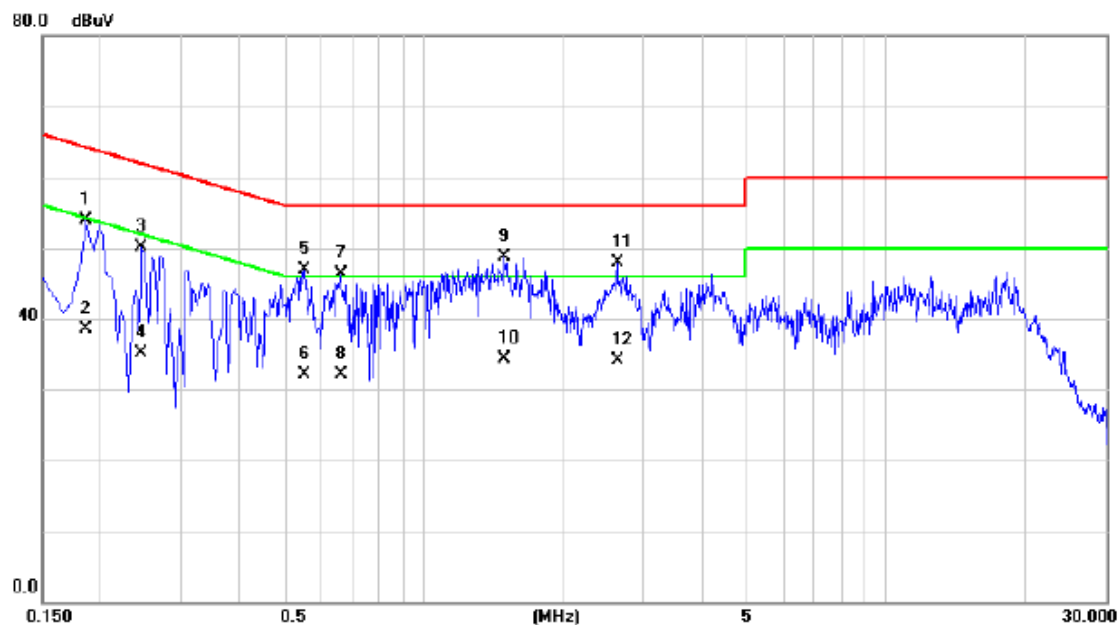
Line



No.	Mk.	Freq. MHz	Reading Level dBuV	Correct Factor dB	Measure- ment dBuV	Limit dBuV	Margin dB	Detector	Comment
1		0.1500	41.20	9.54	50.74	66.00	-15.26	QP	
2		0.1500	30.21	9.54	39.75	56.00	-16.25	AVG	
3		0.1820	46.10	9.56	55.66	64.39	-8.73	QP	
4		0.1820	32.63	9.56	42.19	54.39	-12.20	AVG	
5		0.2020	44.80	9.57	54.37	63.53	-9.16	QP	
6		0.2020	31.20	9.57	40.77	53.53	-12.76	AVG	
7		0.2500	41.00	9.61	50.61	61.76	-11.15	QP	
8		0.2500	31.63	9.61	41.24	51.76	-10.52	AVG	
9		0.6580	38.90	9.73	48.63	56.00	-7.37	QP	
10		0.6580	28.40	9.73	38.13	46.00	-7.87	AVG	
11		1.3740	38.40	9.83	48.23	56.00	-7.77	QP	
12	*	1.3740	28.96	9.83	38.79	46.00	-7.21	AVG	

Test Voltage:	AC 120V/60Hz
Test Mode:	Adapter+Idle+BT+WIFI+GPS+playing+Earphone
Note:	Adapter: HK +USB Cable: FOXCONN +Battery: Lishen + Earphone: GOERTEK

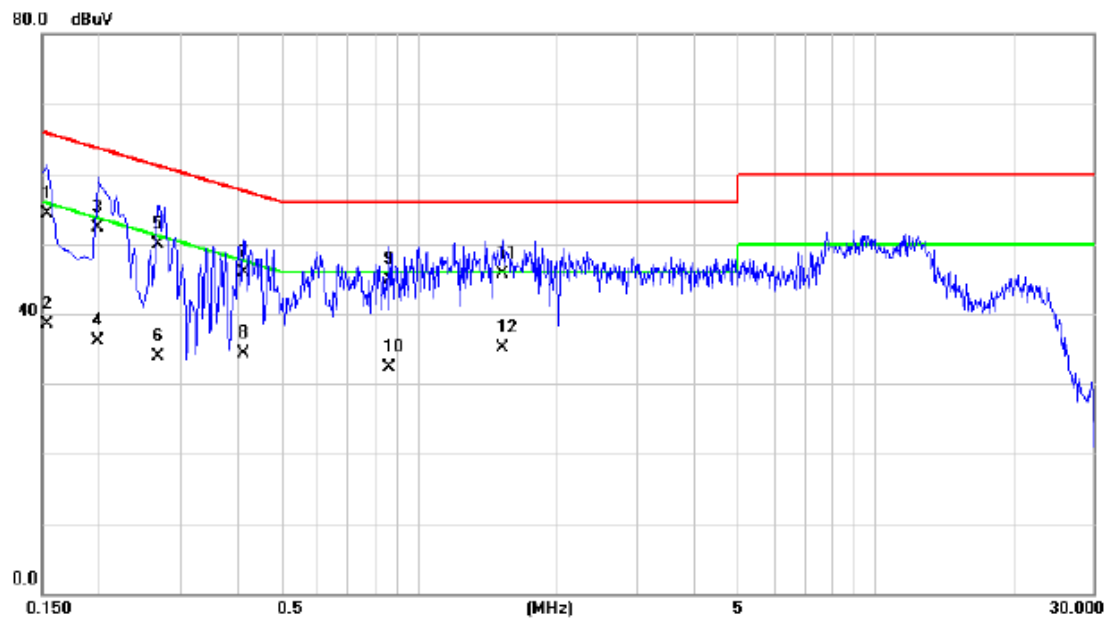
Neutral



No.	Mk.	Freq. MHz	Reading Level dBuV	Correct Factor dB	Measure- ment dBuV	Limit dBuV	Margin dB	Detector	Comment
1		0.1860	44.49	9.49	53.98	64.21	-10.23	QP	
2		0.1860	28.95	9.49	38.44	54.21	-15.77	AVG	
3		0.2460	40.56	9.51	50.07	61.89	-11.82	QP	
4		0.2460	25.63	9.51	35.14	51.89	-16.75	AVG	
5		0.5540	37.43	9.56	46.99	56.00	-9.01	QP	
6		0.5540	22.45	9.56	32.01	46.00	-13.99	AVG	
7		0.6620	36.75	9.54	46.29	56.00	-9.71	QP	
8		0.6620	22.63	9.54	32.17	46.00	-13.83	AVG	
9	*	1.5020	38.95	9.66	48.61	56.00	-7.39	QP	
10		1.5020	24.56	9.66	34.22	46.00	-11.78	AVG	
11		2.6300	38.11	9.78	47.89	56.00	-8.11	QP	
12		2.6300	24.32	9.78	34.10	46.00	-11.90	AVG	

Test Voltage:	AC 120V/60Hz
Test Mode:	Adapter+Idle+BT+WIFI+GPS+playing+Earphone
Note:	Adapter: PHITEK +USB Cable: FOXCONN +Battery: Sunwoda + Earphone: Lianchuang / MEMD1632B580A00

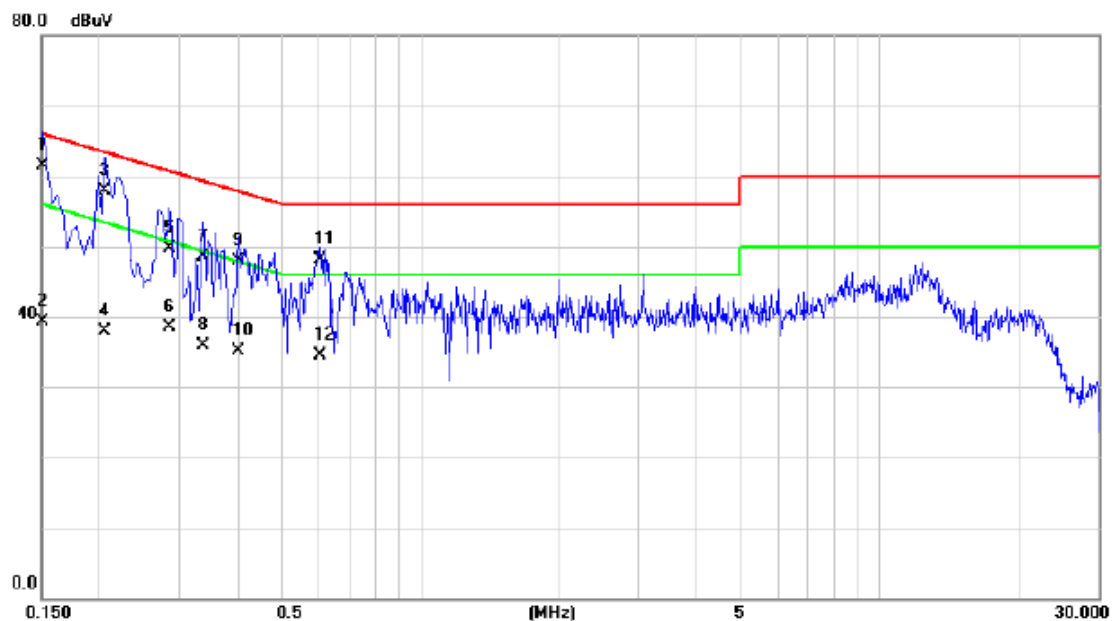
Line



No.	Mk.	Freq.	Reading Level	Correct Factor	Measurement	Limit	Margin		
		MHz	dBuV	dB	dBuV	dBuV	dB	Detector	Comment
1		0.1540	44.80	9.54	54.34	65.78	-11.44	QP	
2		0.1540	28.96	9.54	38.50	55.78	-17.28	AVG	
3		0.1980	42.80	9.57	52.37	63.69	-11.32	QP	
4		0.1980	26.50	9.57	36.07	53.69	-17.62	AVG	
5		0.2700	40.20	9.62	49.82	61.12	-11.30	QP	
6		0.2700	24.31	9.62	33.93	51.12	-17.19	AVG	
7		0.4140	36.20	9.68	45.88	57.57	-11.69	QP	
8		0.4140	24.60	9.68	34.28	47.57	-13.29	AVG	
9		0.8660	35.20	9.77	44.97	56.00	-11.03	QP	
10		0.8660	22.50	9.77	32.27	46.00	-13.73	AVG	
11	*	1.5340	35.90	9.84	45.74	56.00	-10.26	QP	
12		1.5340	25.30	9.84	35.14	46.00	-10.86	AVG	

Test Voltage:	AC 120V/60Hz
Test Mode:	Adapter+Idle+BT+WIFI+GPS+playing+Earphone
Note:	Adapter: PHITEK +USB Cable: FOXCONN +Battery: Sunwoda + Earphone: Lianchuang / MEMD1632B580A00

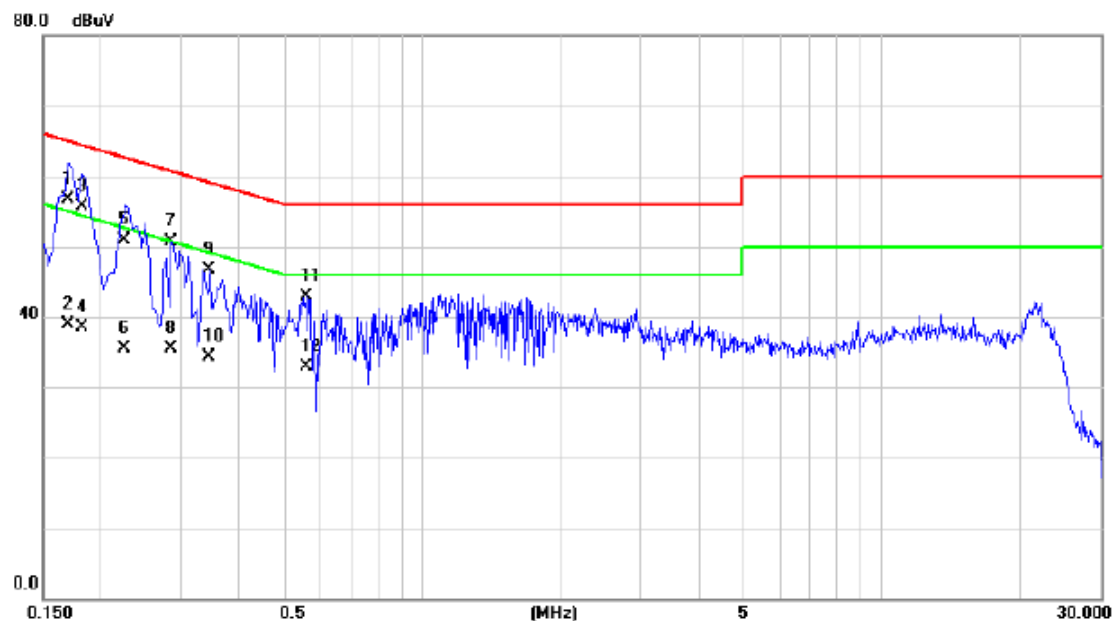
Neutral



No.	Mk.	Freq. MHz	Reading Level dBuV	Correct Factor dB	Measure- ment dBuV	Limit dBuV	Margin dB	Detector	Comment
1	*	0.1500	51.96	9.49	61.45	66.00	-4.55	QP	
2		0.1500	29.90	9.49	39.39	56.00	-16.61	AVG	
3		0.2060	48.50	9.50	58.00	63.37	-5.37	QP	
4		0.2060	28.40	9.50	37.90	53.37	-15.47	AVG	
5		0.2860	40.10	9.52	49.62	60.64	-11.02	QP	
6		0.2860	28.90	9.52	38.42	50.64	-12.22	AVG	
7		0.3380	38.90	9.53	48.43	59.25	-10.82	QP	
8		0.3380	26.40	9.53	35.93	49.25	-13.32	AVG	
9		0.4020	38.40	9.53	47.93	57.81	-9.88	QP	
10		0.4020	25.60	9.53	35.13	47.81	-12.68	AVG	
11		0.6060	38.63	9.56	48.19	56.00	-7.81	QP	
12		0.6060	24.89	9.56	34.45	46.00	-11.55	AVG	

Test Voltage:	AC 120V/60Hz
Test Mode:	Adapter+Idle+BT+WIFI+GPS+playing+Earphone
Note:	Adapter: BYD +USB Cable: FOXCONN +Battery: BYD + Earphone: Lianchuang / MEMD1532B528000

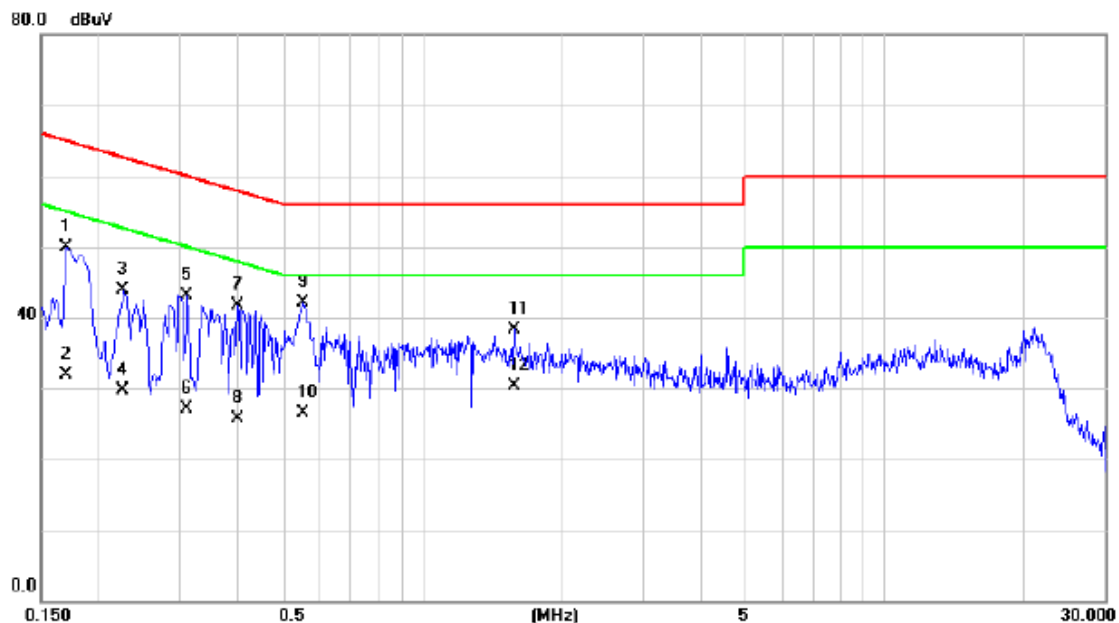
Line



No.	Mk.	Freq. MHz	Reading Level dBuV	Correct Factor dB	Measure- ment dBuV	Limit dBuV	Margin dB	Detector	Comment
1	*	0.1700	47.20	9.56	56.76	64.96	-8.20	QP	
2		0.1700	29.40	9.56	38.96	54.96	-16.00	AVG	
3		0.1820	46.10	9.56	55.66	64.39	-8.73	QP	
4		0.1820	28.90	9.56	38.46	54.39	-15.93	AVG	
5		0.2260	41.23	9.59	50.82	62.60	-11.78	QP	
6		0.2260	25.96	9.59	35.55	52.60	-17.05	AVG	
7		0.2860	41.15	9.63	50.78	60.64	-9.86	QP	
8		0.2860	25.79	9.63	35.42	50.64	-15.22	AVG	
9		0.3460	37.00	9.64	46.64	59.06	-12.42	QP	
10		0.3460	24.63	9.64	34.27	49.06	-14.79	AVG	
11		0.5620	33.18	9.70	42.88	56.00	-13.12	QP	
12		0.5620	23.12	9.70	32.82	46.00	-13.18	AVG	

Test Voltage:	AC 120V/60Hz
Test Mode:	Adapter+Idle+BT+WIFI+GPS+playing+Earphone
Note:	Adapter: BYD +USB Cable: FOXCONN +Battery: BYD + Earphone: Lianchuang / MEMD1532B528000

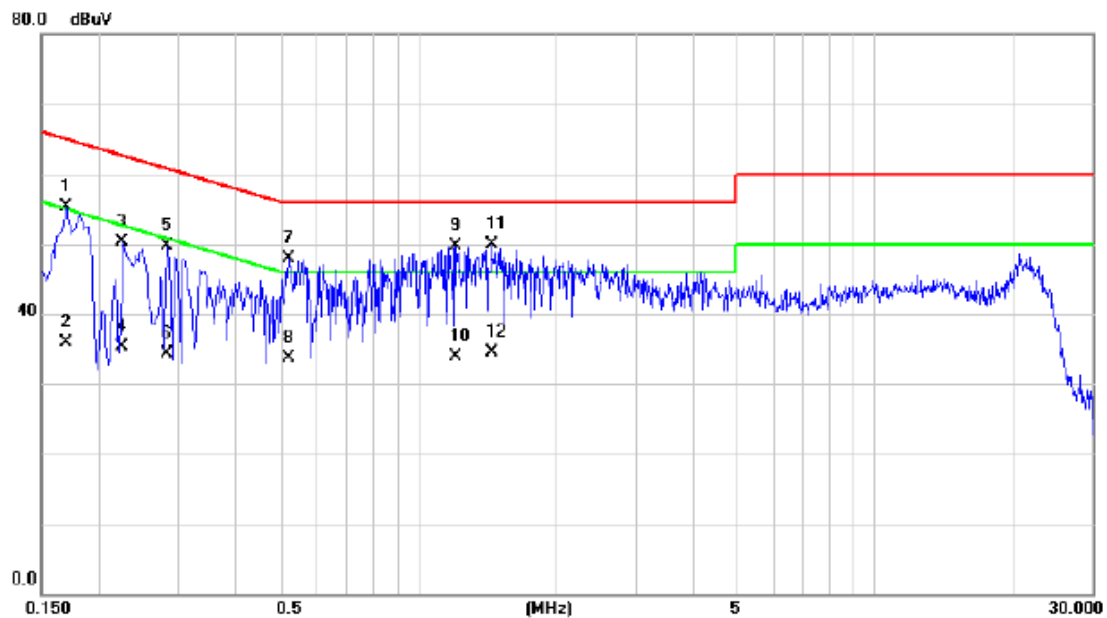
Neutral



No.	Mk.	Freq. MHz	Reading Level dBuV	Correct Factor dB	Measure- ment dBuV	Limit dBuV	Margin dB	Detector	Comment
1		0.1700	40.50	9.48	49.98	64.96	-14.98	QP	
2		0.1700	22.36	9.48	31.84	54.96	-23.12	AVG	
3		0.2260	34.49	9.51	44.00	62.60	-18.60	QP	
4		0.2260	20.12	9.51	29.63	52.60	-22.97	AVG	
5		0.3100	33.65	9.52	43.17	59.97	-16.80	QP	
6		0.3100	17.63	9.52	27.15	49.97	-22.82	AVG	
7		0.3980	32.24	9.53	41.77	57.90	-16.13	QP	
8		0.3980	16.12	9.53	25.65	47.90	-22.25	AVG	
9	*	0.5540	32.51	9.56	42.07	56.00	-13.93	QP	
10		0.5540	16.95	9.56	26.51	46.00	-19.49	AVG	
11		1.5780	28.61	9.67	38.28	56.00	-17.72	QP	
12		1.5780	20.63	9.67	30.30	46.00	-15.70	AVG	

Test Voltage:	AC 120V/60Hz
Test Mode:	Adapter+Idle+BT+WIFI+GPS+playing+Earphone
Note:	Adapter: PHITEK +USB Cable: FOXCONN +Battery: SCUD + Earphone: QUANCHENG / 1311-3291-3.5mm-178

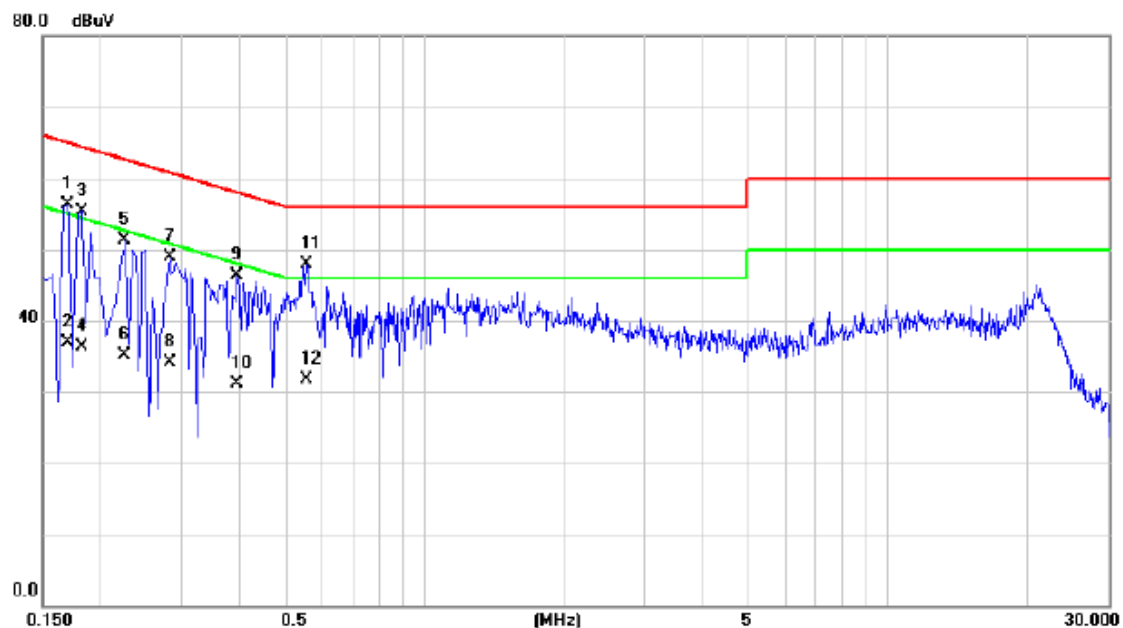
Line



No.	Mk.	Freq. MHz	Reading Level dBuV	Correct Factor dB	Measure- ment dBuV	Limit dBuV	Margin dB	Detector	Comment
1		0.1700	45.72	9.56	55.28	64.96	-9.68	QP	
2		0.1700	26.44	9.56	36.00	54.96	-18.96	AVG	
3		0.2260	40.72	9.59	50.31	62.60	-12.29	QP	
4		0.2260	25.63	9.59	35.22	52.60	-17.38	AVG	
5		0.2820	40.11	9.63	49.74	60.76	-11.02	QP	
6		0.2820	24.62	9.63	34.25	50.76	-16.51	AVG	
7		0.5220	38.14	9.69	47.83	56.00	-8.17	QP	
8		0.5220	24.02	9.69	33.71	46.00	-12.29	AVG	
9		1.2140	39.97	9.81	49.78	56.00	-6.22	QP	
10		1.2140	24.10	9.81	33.91	46.00	-12.09	AVG	
11	*	1.4500	40.06	9.84	49.90	56.00	-6.10	QP	
12		1.4500	24.63	9.84	34.47	46.00	-11.53	AVG	

Test Voltage:	AC 120V/60Hz
Test Mode:	Adapter+Idle+BT+WIFI+GPS+playing+Earphone
Note:	Adapter: PHITEK +USB Cable: FOXCONN +Battery: SCUD + Earphone: Lianchuang / MEMD1532B528000

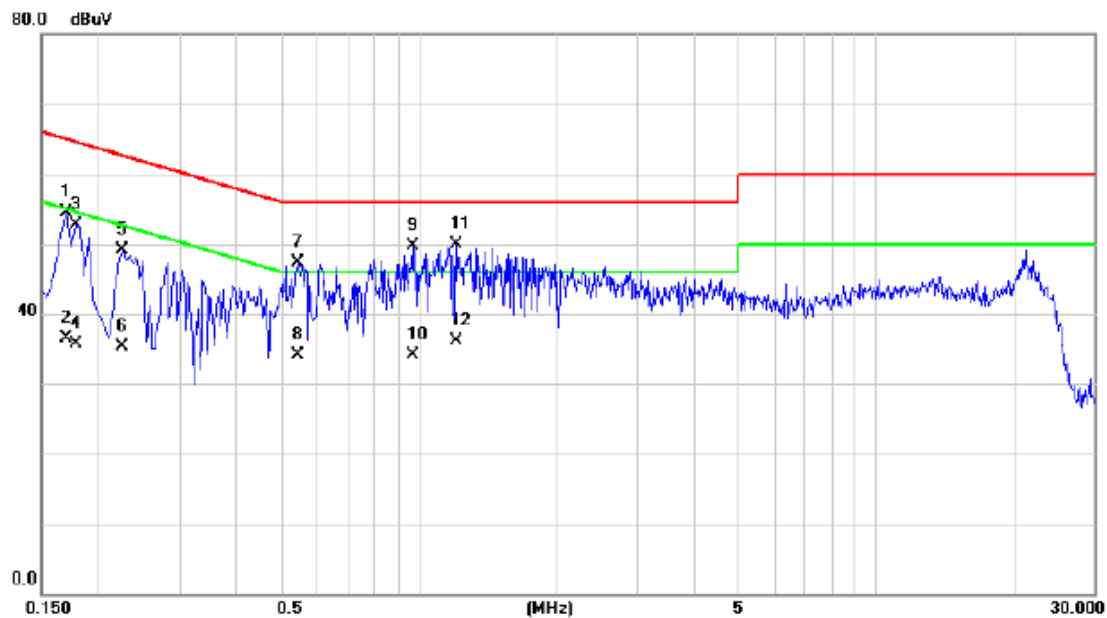
Neutral



No.	Mk.	Freq. MHz	Reading Level dBuV	Correct Factor dB	Measure- ment dBuV	Limit dBuV	Margin dB	Detector	Comment
1		0.1700	46.85	9.48	56.33	64.96	-8.63	QP	
2		0.1700	27.36	9.48	36.84	54.96	-18.12	AVG	
3		0.1820	45.91	9.49	55.40	64.39	-8.99	QP	
4		0.1820	26.85	9.49	36.34	54.39	-18.05	AVG	
5		0.2260	41.76	9.51	51.27	62.60	-11.33	QP	
6		0.2260	25.63	9.51	35.14	52.60	-17.46	AVG	
7		0.2820	39.40	9.52	48.92	60.76	-11.84	QP	
8		0.2820	24.63	9.52	34.15	50.76	-16.61	AVG	
9		0.3940	36.76	9.53	46.29	57.98	-11.69	QP	
10		0.3940	21.60	9.53	31.13	47.98	-16.85	AVG	
11	*	0.5580	38.28	9.56	47.84	56.00	-8.16	QP	
12		0.5580	22.23	9.56	31.79	46.00	-14.21	AVG	

Test Voltage:	AC 120V/60Hz
Test Mode:	Adapter+Idle+BT+WIFI+GPS+playing+Earphone
Note:	Adapter: PHITEK +USB Cable: FOXCONN +Battery: BYD + Earphone: QUANCHENG / 1293#+3283# 3.5MM-150

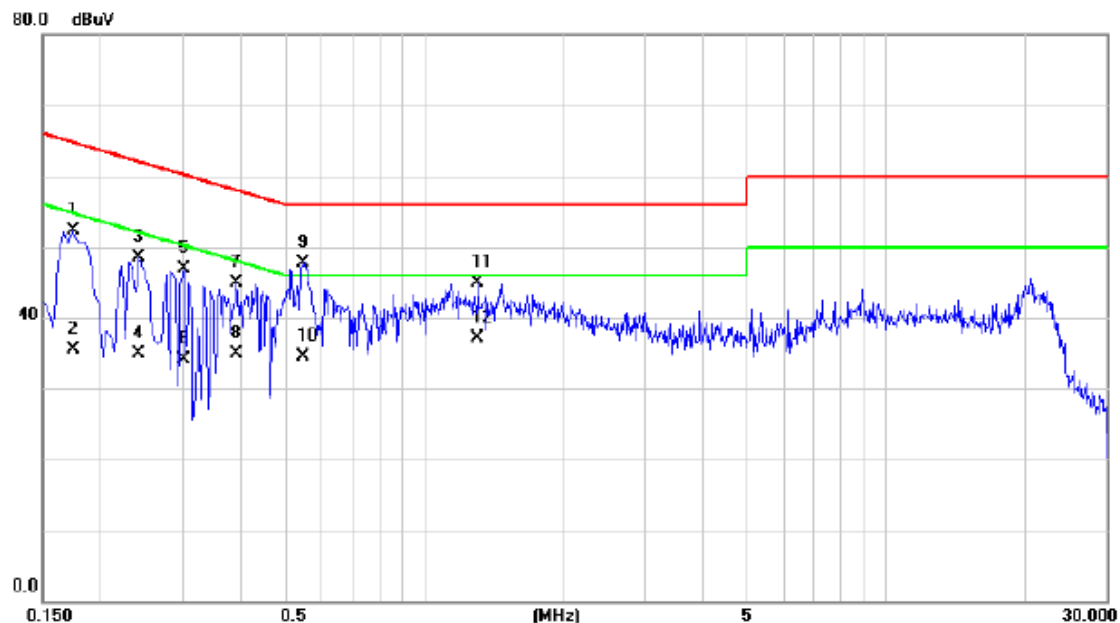
Line



No.	Mk.	Freq. MHz	Reading Level dBuV	Correct Factor dB	Measure- ment dBuV	Limit dBuV	Margin dB	Detector	Comment
1		0.1700	44.92	9.56	54.48	64.96	-10.48	QP	
2		0.1700	27.01	9.56	36.57	54.96	-18.39	AVG	
3		0.1780	43.19	9.56	52.75	64.58	-11.83	QP	
4		0.1780	26.12	9.56	35.68	54.58	-18.90	AVG	
5		0.2260	39.54	9.59	49.13	62.60	-13.47	QP	
6		0.2260	25.63	9.59	35.22	52.60	-17.38	AVG	
7		0.5460	37.67	9.70	47.37	56.00	-8.63	QP	
8		0.5460	24.45	9.70	34.15	46.00	-11.85	AVG	
9		0.9700	39.95	9.80	49.75	56.00	-6.25	QP	
10		0.9700	24.32	9.80	34.12	46.00	-11.88	AVG	
11	*	1.2140	40.01	9.81	49.82	56.00	-6.18	QP	
12		1.2140	26.36	9.81	36.17	46.00	-9.83	AVG	

Test Voltage:	AC 120V/60Hz
Test Mode:	Adapter+Idle+BT+WIFI+GPS+playing+Earphone
Note:	Adapter: PHITEK +USB Cable: FOXCONN +Battery: BYD + Earphone: QUANCHENG / 1293#+3283# 3.5MM-150

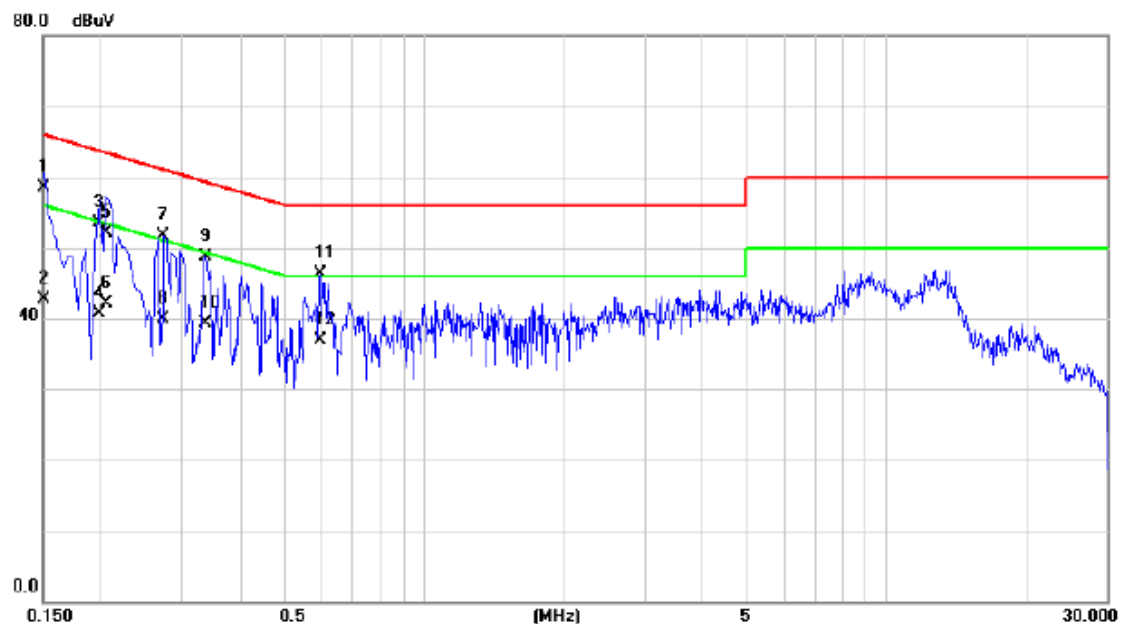
Neutral



No.	Mk.	Freq. MHz	Reading Level dBuV	Correct Factor dB	Measure- ment dBuV	Limit dBuV	Margin dB	Detector	Comment
1		0.1740	42.84	9.48	52.32	64.77	-12.45	QP	
2		0.1740	26.12	9.48	35.60	54.77	-19.17	AVG	
3		0.2420	38.92	9.51	48.43	62.03	-13.60	QP	
4		0.2420	25.32	9.51	34.83	52.03	-17.20	AVG	
5		0.3020	37.46	9.52	46.98	60.19	-13.21	QP	
6		0.3020	24.63	9.52	34.15	50.19	-16.04	AVG	
7		0.3940	35.40	9.53	44.93	57.98	-13.05	QP	
8		0.3940	25.36	9.53	34.89	47.98	-13.09	AVG	
9	*	0.5500	38.18	9.56	47.74	56.00	-8.26	QP	
10		0.5500	24.96	9.56	34.52	46.00	-11.48	AVG	
11		1.3140	35.30	9.64	44.94	56.00	-11.06	QP	
12		1.3140	27.52	9.64	37.16	46.00	-8.84	AVG	

Test Voltage:	AC 120V/60Hz
Test Mode:	Adapter+Idle+BT+WIFI+GPS+playing+speaker
Note:	Adapter: PHITEK +USB Cable: FOXCONN +Battery: Sunwoda + Earphone: Lianchuang / MEMD1632B580A00

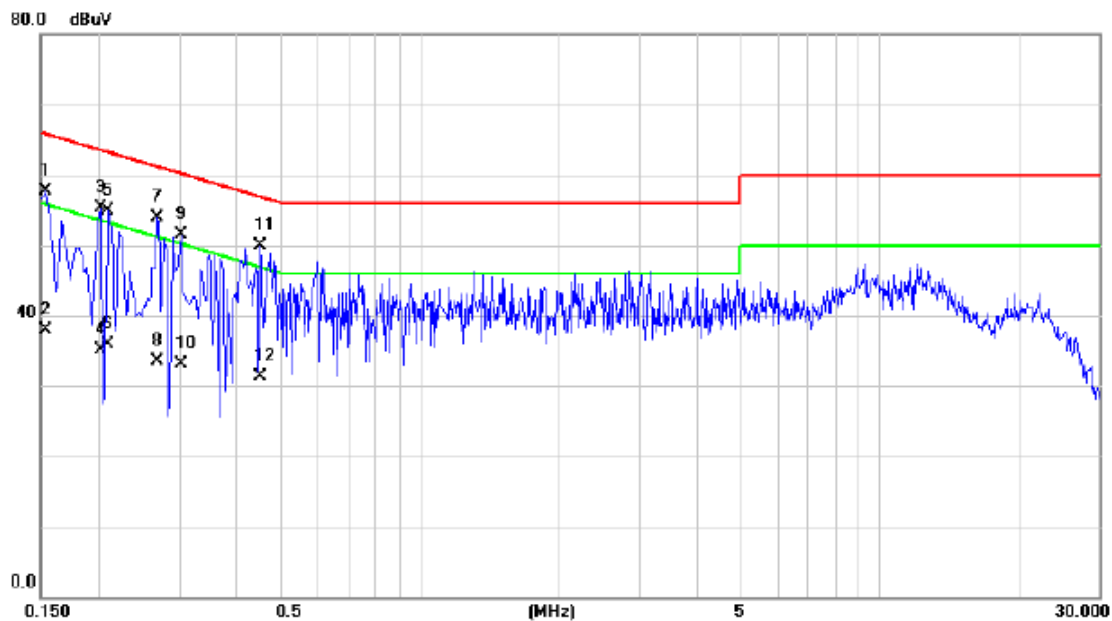
Line



No.	Mk.	Freq. MHz	Reading Level dBuV	Correct Factor dB	Measure- ment dBuV	Limit dBuV	Margin dB	Detector	Comment
1	*	0.1500	48.96	9.54	58.50	66.00	-7.50	QP	
2		0.1500	33.20	9.54	42.74	56.00	-13.26	AVG	
3		0.1980	44.00	9.57	53.57	63.69	-10.12	QP	
4		0.1980	31.20	9.57	40.77	53.69	-12.92	AVG	
5		0.2060	42.63	9.57	52.20	63.37	-11.17	QP	
6		0.2060	32.63	9.57	42.20	53.37	-11.17	AVG	
7		0.2740	42.07	9.62	51.69	61.00	-9.31	QP	
8		0.2740	30.25	9.62	39.87	51.00	-11.13	AVG	
9		0.3380	38.99	9.64	48.63	59.25	-10.62	QP	
10		0.3380	29.63	9.64	39.27	49.25	-9.98	AVG	
11		0.5980	36.59	9.72	46.31	56.00	-9.69	QP	
12		0.5980	27.25	9.72	36.97	46.00	-9.03	AVG	

Test Voltage:	AC 120V/60Hz
Test Mode:	Adapter+Idle+BT+WIFI+GPS+playing+speaker
Note:	Adapter: PHITEK +USB Cable: FOXCONN +Battery: Sunwoda + Earphone: Lianchuang / MEMD1632B580A00

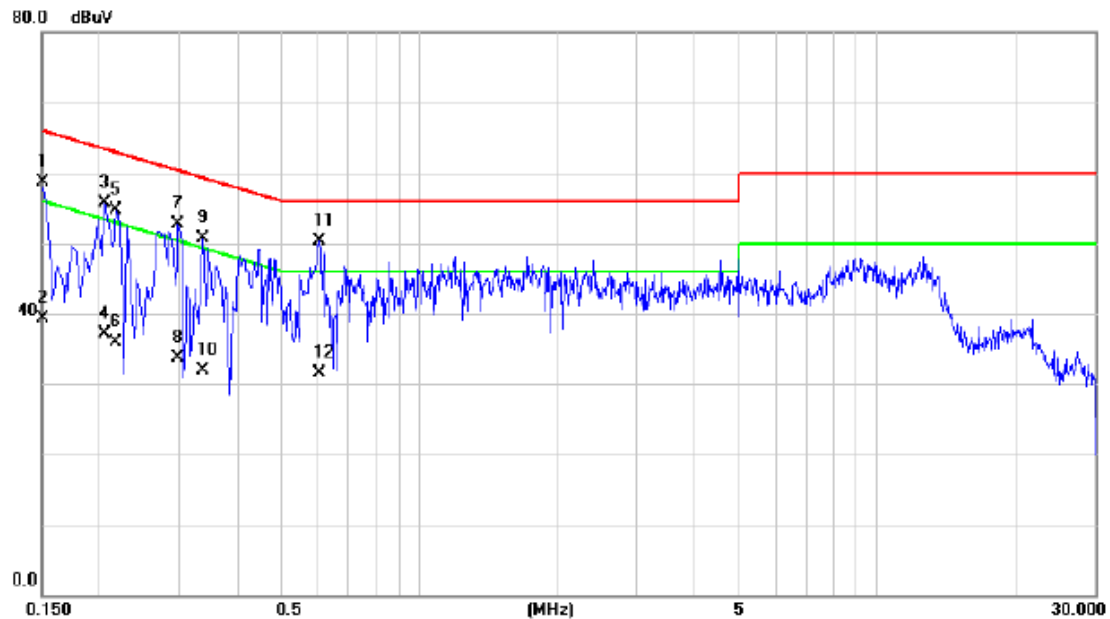
Neutral



No.	Mk.	Freq. MHz	Reading Level dBuV	Correct Factor dB	Measure- ment dBuV	Limit dBuV	Margin dB	Detector	Comment
1		0.1540	48.18	9.49	57.67	65.78	-8.11	QP	
2		0.1540	28.36	9.49	37.85	55.78	-17.93	AVG	
3		0.2020	45.90	9.50	55.40	63.53	-8.13	QP	
4		0.2020	25.63	9.50	35.13	53.53	-18.40	AVG	
5		0.2100	45.43	9.50	54.93	63.21	-8.28	QP	
6		0.2100	26.32	9.50	35.82	53.21	-17.39	AVG	
7		0.2700	44.40	9.51	53.91	61.12	-7.21	QP	
8		0.2700	24.04	9.51	33.55	51.12	-17.57	AVG	
9		0.3020	42.03	9.52	51.55	60.19	-8.64	QP	
10		0.3020	23.52	9.52	33.04	50.19	-17.15	AVG	
11	*	0.4500	40.28	9.55	49.83	56.88	-7.05	QP	
12		0.4500	21.85	9.55	31.40	46.88	-15.48	AVG	

Test Voltage:	AC 120V/60Hz
Test Mode:	Adapter+Idle+BT+WIFI+GPS+Camera on
Note:	Adapter: PHITEK +USB Cable: FOXCONN +Battery: Sunwoda + Earphone: Lianchuang / MEMD1632B580A00

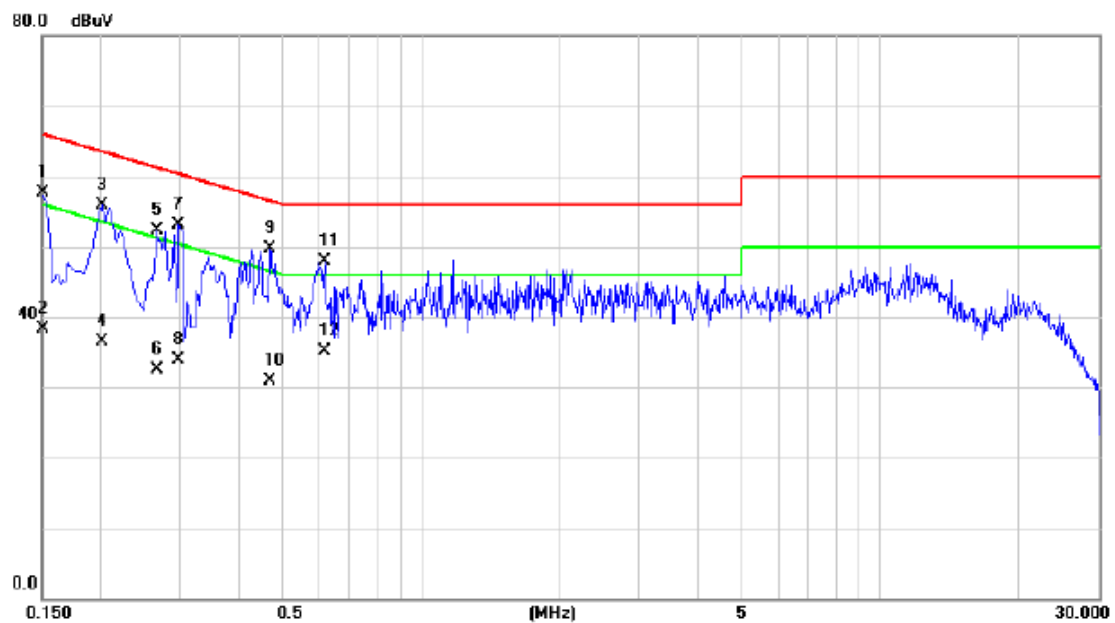
Line



No.	Mk.	Freq. MHz	Reading Level dBuV	Correct Factor dB	Measure- ment dBuV	Limit dBuV	Margin dB	Detector	Comment
1		0.1500	49.25	9.54	58.79	66.00	-7.21	QP	
2		0.1500	29.77	9.54	39.31	56.00	-16.69	AVG	
3		0.2060	46.11	9.57	55.68	63.37	-7.69	QP	
4		0.2060	27.63	9.57	37.20	53.37	-16.17	AVG	
5		0.2180	45.13	9.58	54.71	62.89	-8.18	QP	
6		0.2180	26.25	9.58	35.83	52.89	-17.06	AVG	
7		0.2980	43.09	9.64	52.73	60.30	-7.57	QP	
8		0.2980	24.12	9.64	33.76	50.30	-16.54	AVG	
9		0.3380	41.01	9.64	50.65	59.25	-8.60	QP	
10		0.3380	22.31	9.64	31.95	49.25	-17.30	AVG	
11	*	0.6060	40.49	9.72	50.21	56.00	-5.79	QP	
12		0.6060	21.85	9.72	31.57	46.00	-14.43	AVG	

Test Voltage:	AC 120V/60Hz
Test Mode:	Adapter+Idle+BT+WIFI+GPS+Camera on
Note:	Adapter: PHITEK +USB Cable: FOXCONN +Battery: Sunwoda + Earphone: Lianchuang / MEMD1632B580A00

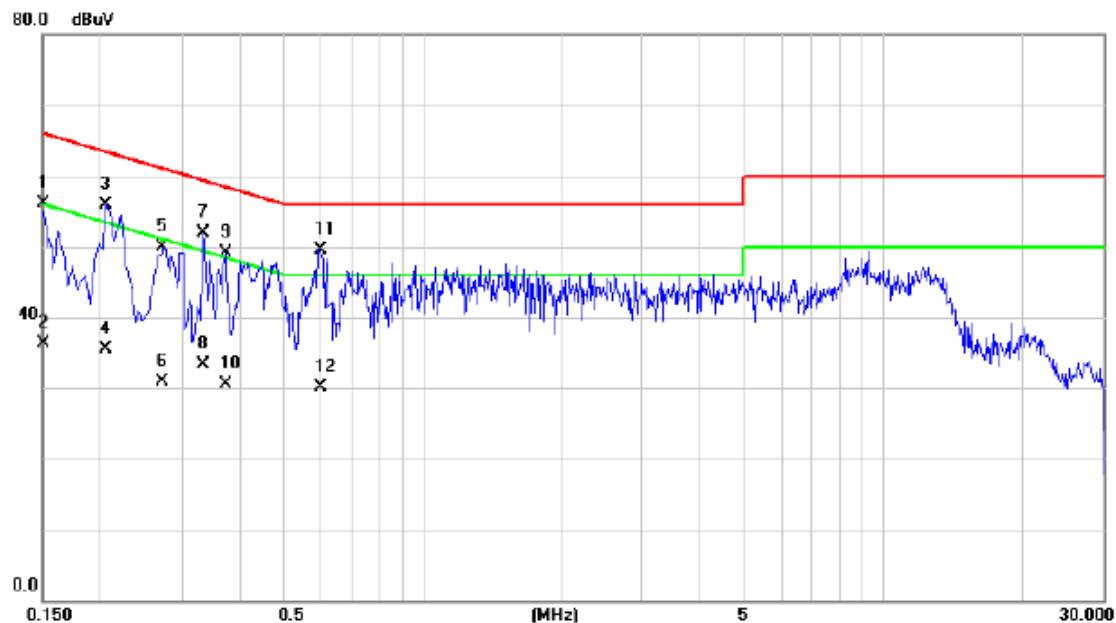
Neutral



No.	Mk.	Freq. MHz	Reading Level dBuV	Correct Factor dB	Measure- ment dBuV	Limit dBuV	Margin dB	Detector	Comment
1		0.1500	48.29	9.49	57.78	66.00	-8.22	QP	
2		0.1500	28.74	9.49	38.23	56.00	-17.77	AVG	
3		0.2020	46.35	9.50	55.85	63.53	-7.68	QP	
4		0.2020	26.95	9.50	36.45	53.53	-17.08	AVG	
5		0.2660	42.79	9.51	52.30	61.24	-8.94	QP	
6		0.2660	23.01	9.51	32.52	51.24	-18.72	AVG	
7		0.2980	43.51	9.52	53.03	60.30	-7.27	QP	
8		0.2980	24.31	9.52	33.83	50.30	-16.47	AVG	
9	*	0.4700	40.10	9.55	49.65	56.51	-6.86	QP	
10		0.4700	21.32	9.55	30.87	46.51	-15.64	AVG	
11		0.6180	38.25	9.56	47.81	56.00	-8.19	QP	
12		0.6180	25.60	9.56	35.16	46.00	-10.84	AVG	

Test Voltage:	AC 120V/60Hz
Test Mode:	Adapter+GSM+BT+WIFI+GPS
Note:	Adapter: PHITEK +USB Cable: FOXCONN +Battery: Sunwoda + Earphone: Lianchuang / MEMD1632B580A00

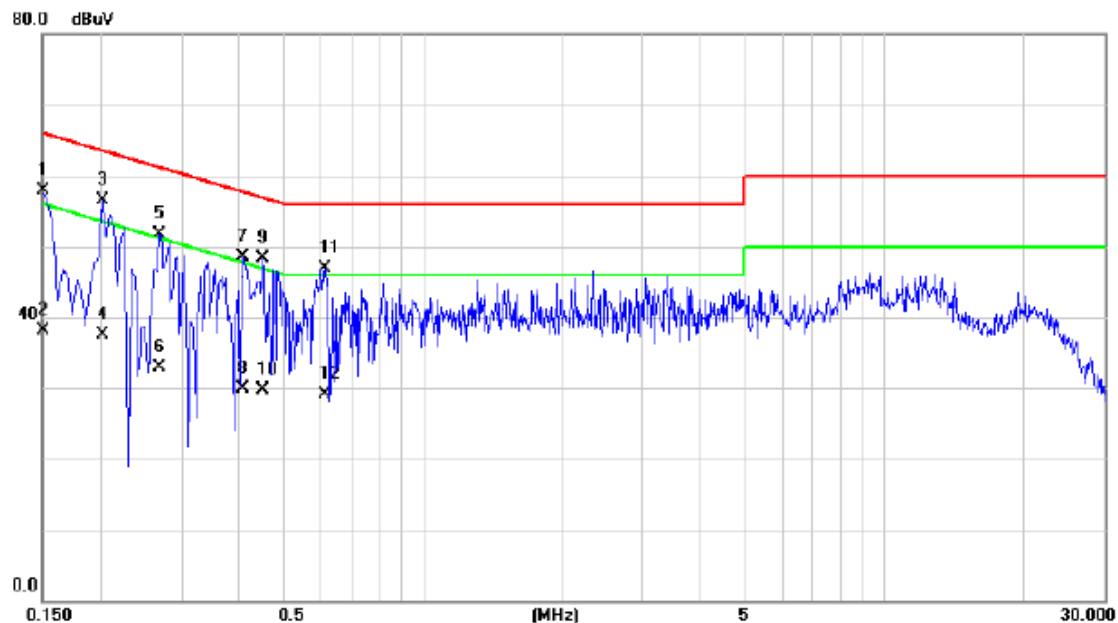
Line



No.	Mk.	Freq. MHz	Reading Level dBuV	Correct Factor dB	Measure- ment dBuV	Limit dBuV	Margin dB	Detector	Comment
1		0.1500	46.54	9.54	56.08	66.00	-9.92	QP	
2		0.1500	26.78	9.54	36.32	56.00	-19.68	AVG	
3		0.2060	46.36	9.57	55.93	63.37	-7.44	QP	
4		0.2060	26.00	9.57	35.57	53.37	-17.80	AVG	
5		0.2740	40.33	9.62	49.95	61.00	-11.05	QP	
6		0.2740	21.35	9.62	30.97	51.00	-20.03	AVG	
7		0.3340	42.17	9.64	51.81	59.35	-7.54	QP	
8		0.3340	23.74	9.64	33.38	49.35	-15.97	AVG	
9		0.3740	39.39	9.66	49.05	58.41	-9.36	QP	
10		0.3740	20.85	9.66	30.51	48.41	-17.90	AVG	
11	*	0.6020	39.88	9.72	49.60	56.00	-6.40	QP	
12		0.6020	20.36	9.72	30.08	46.00	-15.92	AVG	

Test Voltage:	AC 120V/60Hz
Test Mode:	Adapter+GSM+BT+WIFI+GPS
Note:	Adapter: PHITEK +USB Cable: FOXCONN +Battery: Sunwoda + Earphone: Lianchuang / MEMD1632B580A00

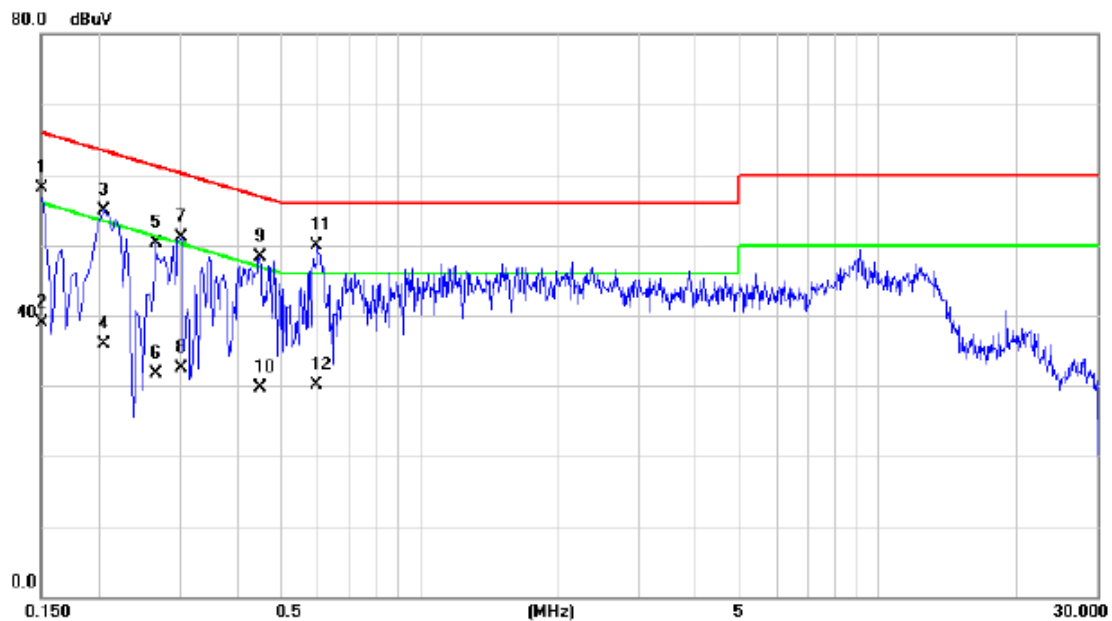
Neutral



No.	Mk.	Freq. MHz	Reading Level dBuV	Correct Factor dB	Measure- ment dBuV	Limit dBuV	Margin dB	Detector	Comment
1		0.1500	48.38	9.49	57.87	66.00	-8.13	QP	
2		0.1500	28.65	9.49	38.14	56.00	-17.86	AVG	
3	*	0.2020	47.09	9.50	56.59	63.53	-6.94	QP	
4		0.2020	28.10	9.50	37.60	53.53	-15.93	AVG	
5		0.2700	42.21	9.51	51.72	61.12	-9.40	QP	
6		0.2700	23.31	9.51	32.82	51.12	-18.30	AVG	
7		0.4100	39.05	9.53	48.58	57.65	-9.07	QP	
8		0.4100	20.35	9.53	29.88	47.65	-17.77	AVG	
9		0.4500	38.81	9.55	48.36	56.88	-8.52	QP	
10		0.4500	20.10	9.55	29.65	46.88	-17.23	AVG	
11		0.6140	37.42	9.56	46.98	56.00	-9.02	QP	
12		0.6140	19.56	9.56	29.12	46.00	-16.88	AVG	

Test Voltage:	AC 120V/60Hz
Test Mode:	Adapter+WCDMA+BT+WIFI+GPS
Note:	Adapter: PHITEK +USB Cable: FOXCONN +Battery: Sunwoda + Earphone: Lianchuang / MEMD1632B580A00

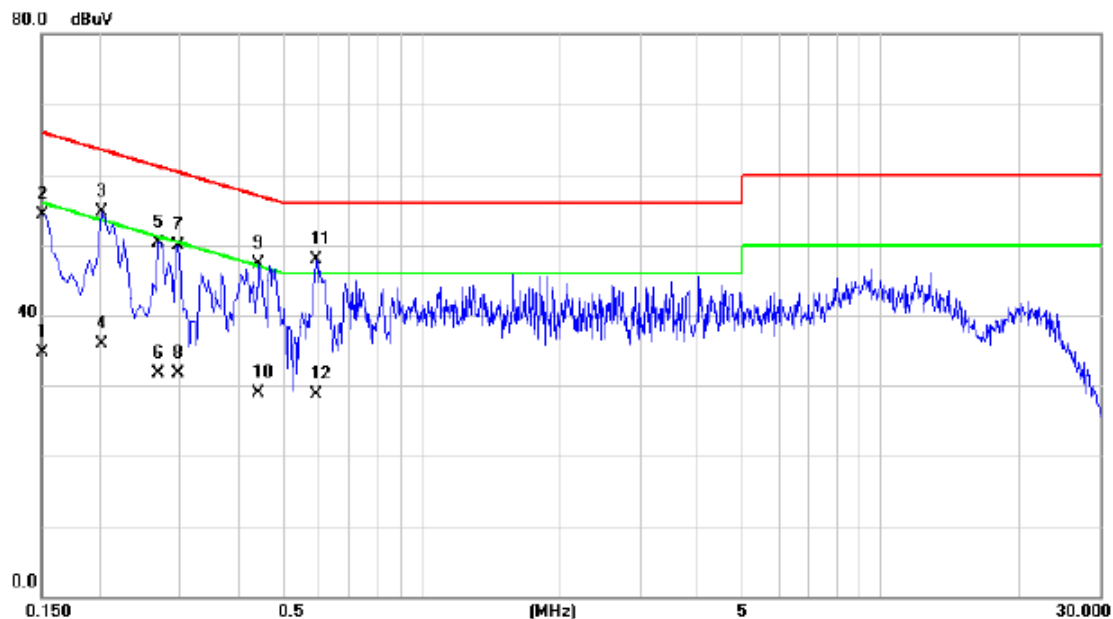
Line



No.	Mk.	Freq.	Reading	Correct	Measure-	Limit	Margin		
		MHz	Level	Factor	ment			Detector	Comment
			dBuV	dB	dBuV	dBuV	dB		
1		0.1500	48.47	9.54	58.01	66.00	-7.99	QP	
2		0.1500	29.31	9.54	38.85	56.00	-17.15	AVG	
3		0.2060	45.38	9.57	54.95	63.37	-8.42	QP	
4		0.2060	26.40	9.57	35.97	53.37	-17.40	AVG	
5		0.2660	40.64	9.62	50.26	61.24	-10.98	QP	
6		0.2660	22.01	9.62	31.63	51.24	-19.61	AVG	
7		0.3020	41.47	9.64	51.11	60.19	-9.08	QP	
8		0.3020	22.96	9.64	32.60	50.19	-17.59	AVG	
9		0.4500	38.68	9.68	48.36	56.88	-8.52	QP	
10		0.4500	20.10	9.68	29.78	46.88	-17.10	AVG	
11	*	0.5980	40.24	9.72	49.96	56.00	-6.04	QP	
12		0.5980	20.31	9.72	30.03	46.00	-15.97	AVG	

Test Voltage:	AC 120V/60Hz
Test Mode:	Adapter+WCDMA+BT+WIFI+GPS
Note:	Adapter: PHITEK +USB Cable: FOXCONN +Battery: Sunwoda + Earphone: Lianchuang / MEMD1632B580A00

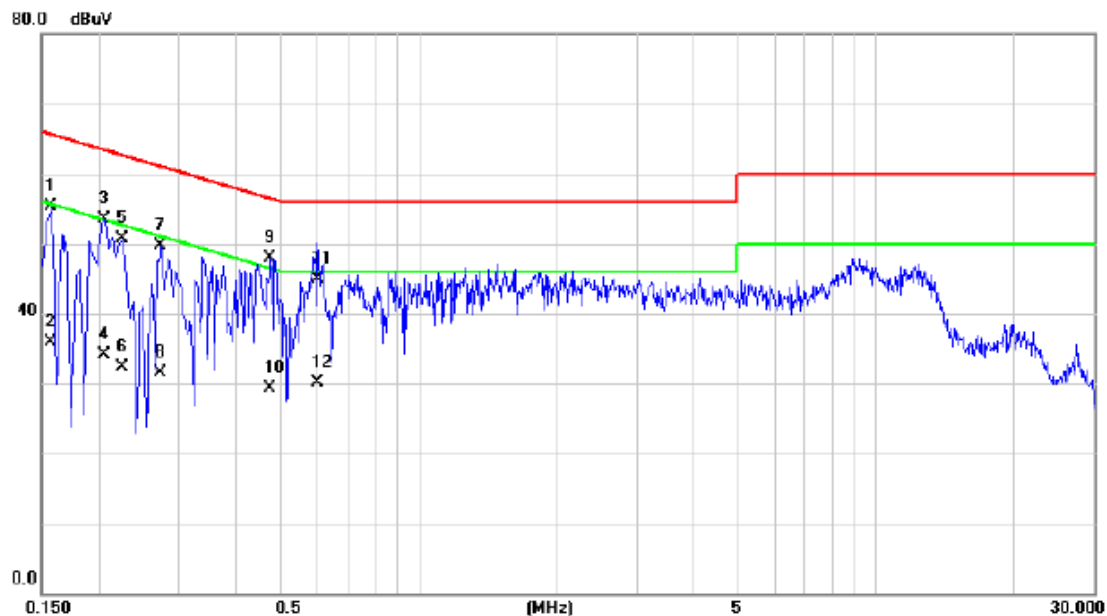
Neutral



No.	Mk.	Freq. MHz	Reading Level dBuV	Correct Factor dB	Measure- ment dBuV	Limit dBuV	Margin dB	Detector	Comment
1		0.1500	25.12	9.49	34.61	66.00	-31.39	QP	
2	*	0.1500	44.86	9.49	54.35	56.00	-1.65	AVG	
3		0.2020	45.22	9.50	54.72	63.53	-8.81	QP	
4		0.2020	26.32	9.50	35.82	53.53	-17.71	AVG	
5		0.2700	40.73	9.51	50.24	61.12	-10.88	QP	
6		0.2700	22.12	9.51	31.63	51.12	-19.49	AVG	
7		0.2980	40.45	9.52	49.97	60.30	-10.33	QP	
8		0.2980	22.15	9.52	31.67	50.30	-18.63	AVG	
9		0.4460	37.73	9.54	47.27	56.95	-9.68	QP	
10		0.4460	19.30	9.54	28.84	46.95	-18.11	AVG	
11		0.5940	38.28	9.56	47.84	56.00	-8.16	QP	
12		0.5940	19.10	9.56	28.66	46.00	-17.34	AVG	

Test Voltage:	AC 120V/60Hz
Test Mode:	Adapter+LTE+BT+WIFI+GPS
Note:	Adapter: PHITEK +USB Cable: FOXCONN +Battery: Sunwoda + Earphone: Lianchuang / MEMD1632B580A00

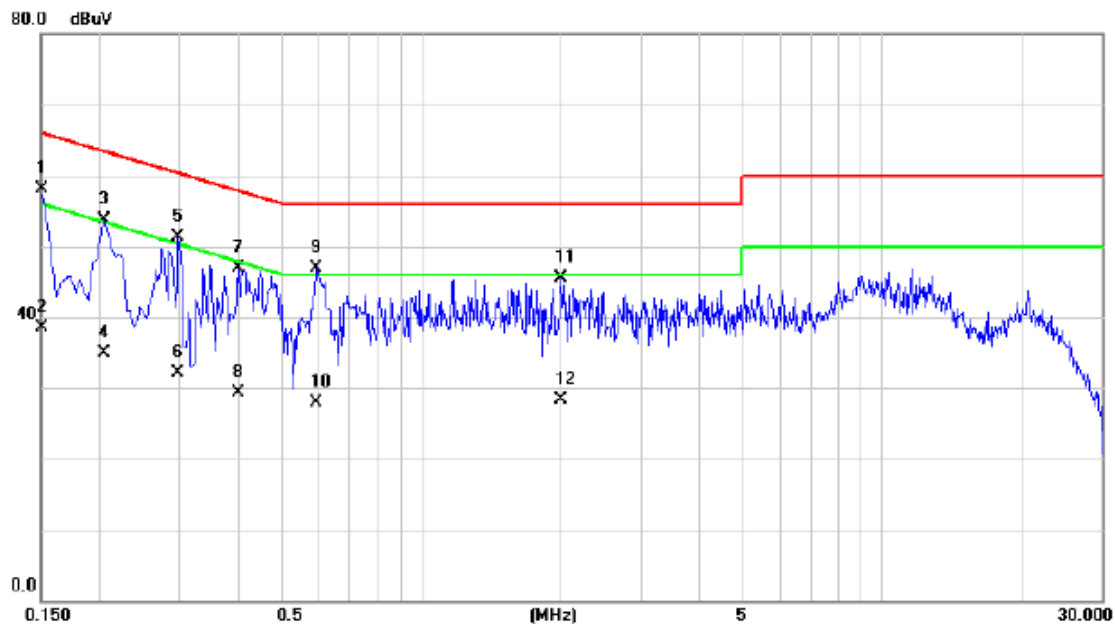
Line



No.	Mk.	Freq. MHz	Reading Level dBuV	Correct Factor dB	Measure- ment dBuV	Limit dBuV	Margin dB	Detector	Comment
1		0.1580	45.80	9.55	55.35	65.57	-10.22	QP	
2		0.1580	26.31	9.55	35.86	55.57	-19.71	AVG	
3		0.2060	43.97	9.57	53.54	63.37	-9.83	QP	
4		0.2060	24.52	9.57	34.09	53.37	-19.28	AVG	
5		0.2260	41.04	9.59	50.63	62.60	-11.97	QP	
6		0.2260	22.63	9.59	32.22	52.60	-20.38	AVG	
7		0.2740	40.03	9.62	49.65	61.00	-11.35	QP	
8		0.2740	21.85	9.62	31.47	51.00	-19.53	AVG	
9	*	0.4740	38.13	9.68	47.81	56.44	-8.63	QP	
10		0.4740	19.63	9.68	29.31	46.44	-17.13	AVG	
11		0.6020	35.20	9.72	44.92	56.00	-11.08	QP	
12		0.6020	20.31	9.72	30.03	46.00	-15.97	AVG	

Test Voltage:	AC 120V/60Hz
Test Mode:	Adapter+LTE+BT+WIFI+GPS
Note:	Adapter: PHITEK +USB Cable: FOXCONN +Battery: Sunwoda + Earphone: Lianchuang / MEMD1632B580A00

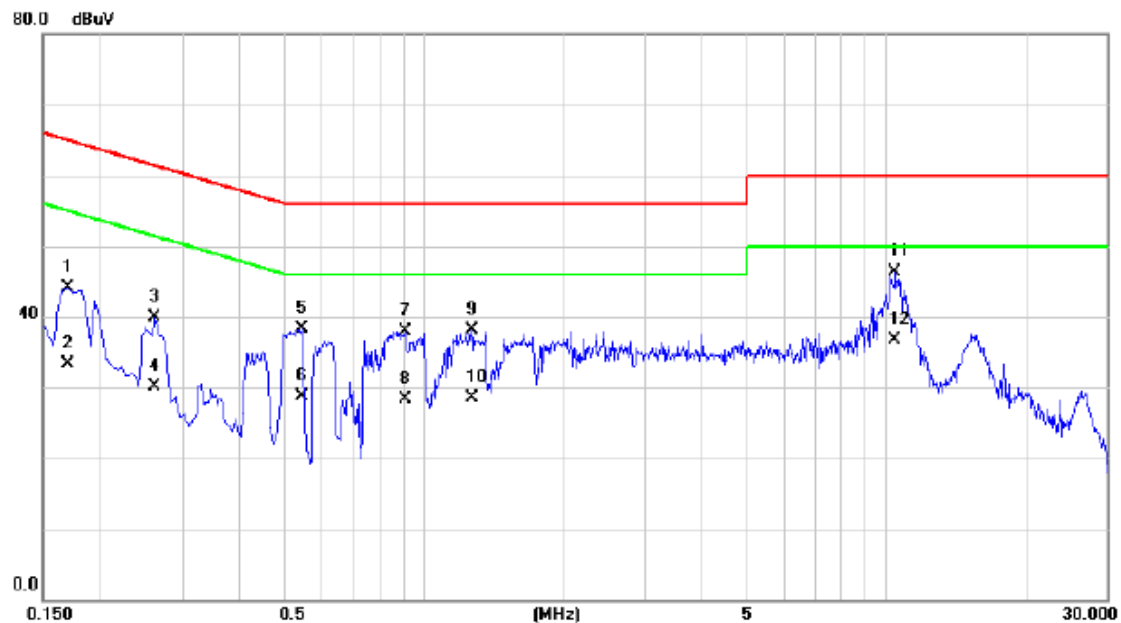
Neutral



No.	Mk.	Freq. MHz	Reading Level dBuV	Correct Factor dB	Measure- ment dBuV	Limit dBuV	Margin dB	Detector	Comment
1	*	0.1500	48.65	9.49	58.14	66.00	-7.86	QP	
2		0.1500	29.10	9.49	38.59	56.00	-17.41	AVG	
3		0.2060	44.14	9.50	53.64	63.37	-9.73	QP	
4		0.2060	25.32	9.50	34.82	53.37	-18.55	AVG	
5		0.2980	41.79	9.52	51.31	60.30	-8.99	QP	
6		0.2980	22.63	9.52	32.15	50.30	-18.15	AVG	
7		0.4020	37.42	9.53	46.95	57.81	-10.86	QP	
8		0.4020	19.85	9.53	29.38	47.81	-18.43	AVG	
9		0.5940	37.28	9.56	46.84	56.00	-9.16	QP	
10		0.5940	18.41	9.56	27.97	46.00	-18.03	AVG	
11		2.0180	35.85	9.72	45.57	56.00	-10.43	QP	
12		2.0180	18.63	9.72	28.35	46.00	-17.65	AVG	

Test Voltage:	AC 120V/60Hz
Test Mode:	USB copy(EUT with PC)+BT+WIFI+GPS
Note:	USB Cable: HONGLIN

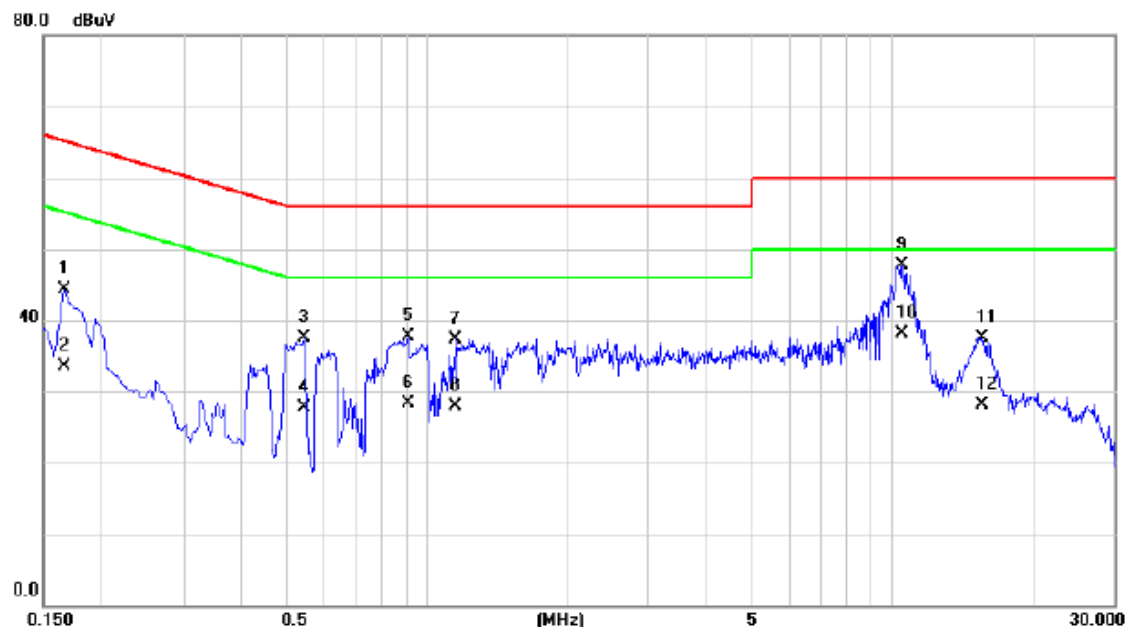
Line



No.	Mk.	Freq. MHz	Reading Level dBuV	Correct Factor dB	Measure- ment dBuV	Limit dBuV	Margin dB	Detector	Comment
1		0.1700	34.49	9.56	44.05	64.96	-20.91	QP	
2		0.1700	23.65	9.56	33.21	54.96	-21.75	AVG	
3		0.2620	30.31	9.62	39.93	61.37	-21.44	QP	
4		0.2620	20.41	9.62	30.03	51.37	-21.34	AVG	
5		0.5460	28.64	9.70	38.34	56.00	-17.66	QP	
6		0.5460	18.95	9.70	28.65	46.00	-17.35	AVG	
7		0.9100	28.20	9.78	37.98	56.00	-18.02	QP	
8		0.9100	18.54	9.78	28.32	46.00	-17.68	AVG	
9		1.2740	28.30	9.82	38.12	56.00	-17.88	QP	
10		1.2740	18.74	9.82	28.56	46.00	-17.44	AVG	
11		10.4620	36.41	9.88	46.29	60.00	-13.71	QP	
12	*	10.4620	26.90	9.88	36.78	50.00	-13.22	AVG	

Test Voltage:	AC 120V/60Hz
Test Mode:	USB copy(EUT with PC)+BT+WIFI+GPS
Note:	USB Cable: HONGLIN

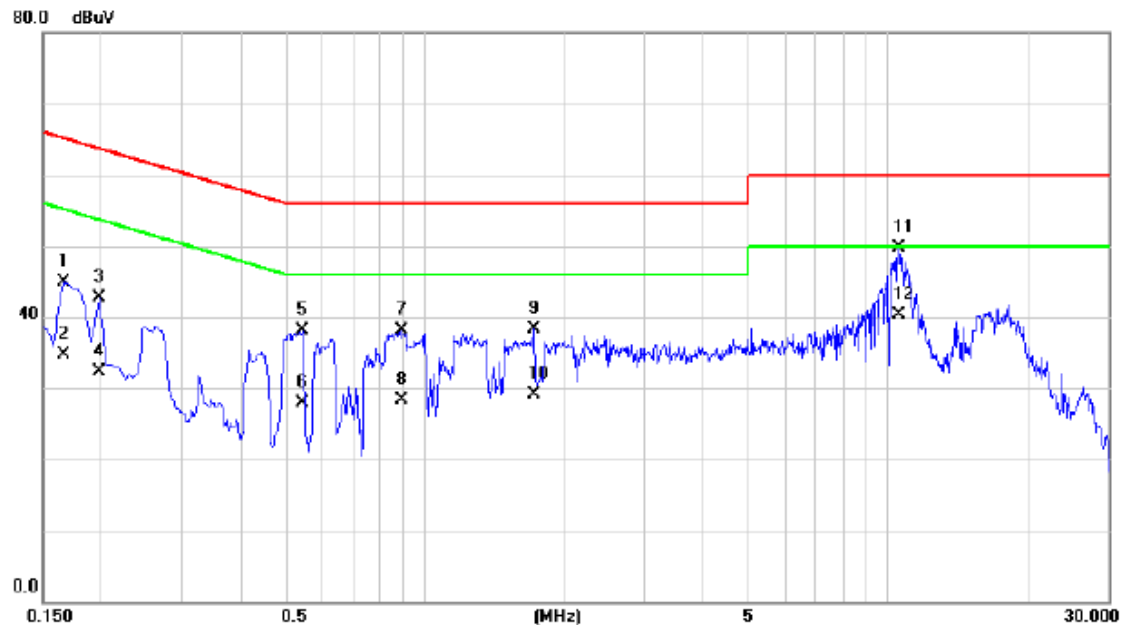
Neutral



No.	Mk.	Freq.	Reading	Correct	Measure-	Limit	Margin		
		MHz	Level	Factor	ment			Detector	Comment
			dBuV	dB	dBuV	dBuV	dB		
1		0.1660	34.82	9.48	44.30	65.16	-20.86	QP	
2		0.1660	23.96	9.48	33.44	55.16	-21.72	AVG	
3		0.5460	27.99	9.56	37.55	56.00	-18.45	QP	
4		0.5460	18.24	9.56	27.80	46.00	-18.20	AVG	
5		0.9100	28.16	9.59	37.75	56.00	-18.25	QP	
6		0.9100	18.65	9.59	28.24	46.00	-17.76	AVG	
7		1.1580	27.65	9.61	37.26	56.00	-18.74	QP	
8		1.1580	18.21	9.61	27.82	46.00	-18.18	AVG	
9		10.5260	37.77	9.86	47.63	60.00	-12.37	QP	
10	*	10.5260	28.32	9.86	38.18	50.00	-11.82	AVG	
11		15.6380	27.52	9.93	37.45	60.00	-22.55	QP	
12		15.6380	18.13	9.93	28.06	50.00	-21.94	AVG	

Test Voltage:	AC 120V/60Hz
Test Mode:	USB copy(EUT with PC)+BT+WIFI+GPS
Note:	USB Cable: FOXCONN

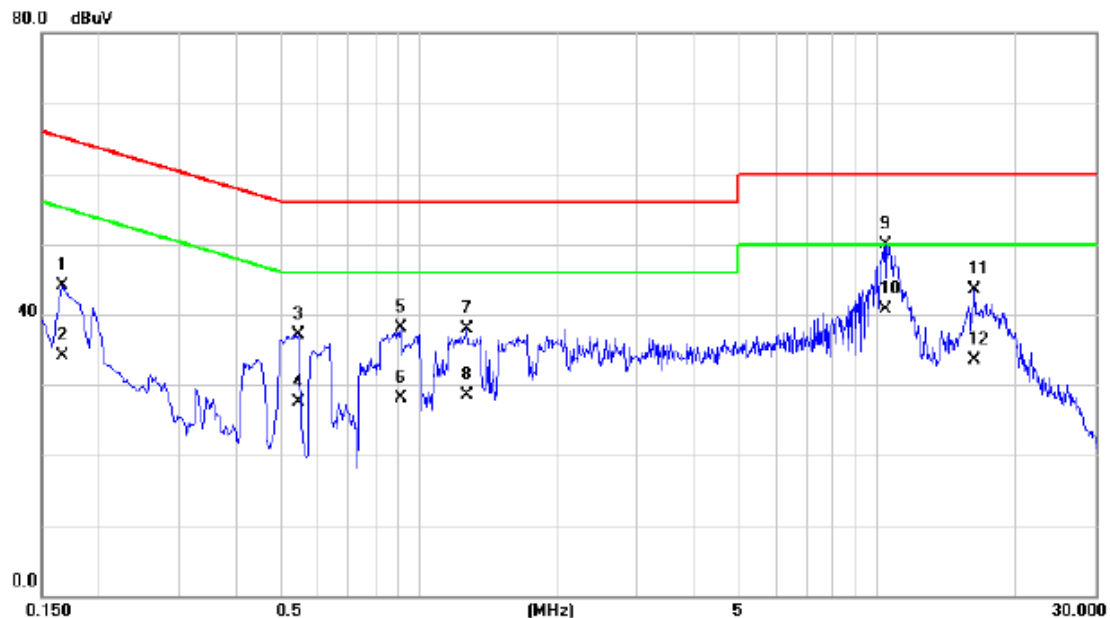
Line



No.	Mk.	Freq.	Reading	Correct	Measure-	Limit	Margin		
		MHz	Level	Factor	ment			Detector	Comment
			dBuV	dB	dBuV	dBuV	dB		
1		0.1660	35.32	9.56	44.88	65.16	-20.28	QP	
2		0.1660	25.10	9.56	34.66	55.16	-20.50	AVG	
3		0.1980	33.04	9.57	42.61	63.69	-21.08	QP	
4		0.1980	22.65	9.57	32.22	53.69	-21.47	AVG	
5		0.5460	28.47	9.70	38.17	56.00	-17.83	QP	
6		0.5460	18.24	9.70	27.94	46.00	-18.06	AVG	
7		0.8940	28.36	9.77	38.13	56.00	-17.87	QP	
8		0.8940	18.60	9.77	28.37	46.00	-17.63	AVG	
9		1.7300	28.40	9.87	38.27	56.00	-17.73	QP	
10		1.7300	19.25	9.87	29.12	46.00	-16.88	AVG	
11		10.5900	39.76	9.88	49.64	60.00	-10.36	QP	
12	*	10.5900	30.50	9.88	40.38	50.00	-9.62	AVG	

Test Voltage:	AC 120V/60Hz
Test Mode:	USB copy(EUT with PC)+BT+WIFI+GPS
Note:	USB Cable: FOXCONN

Neutral

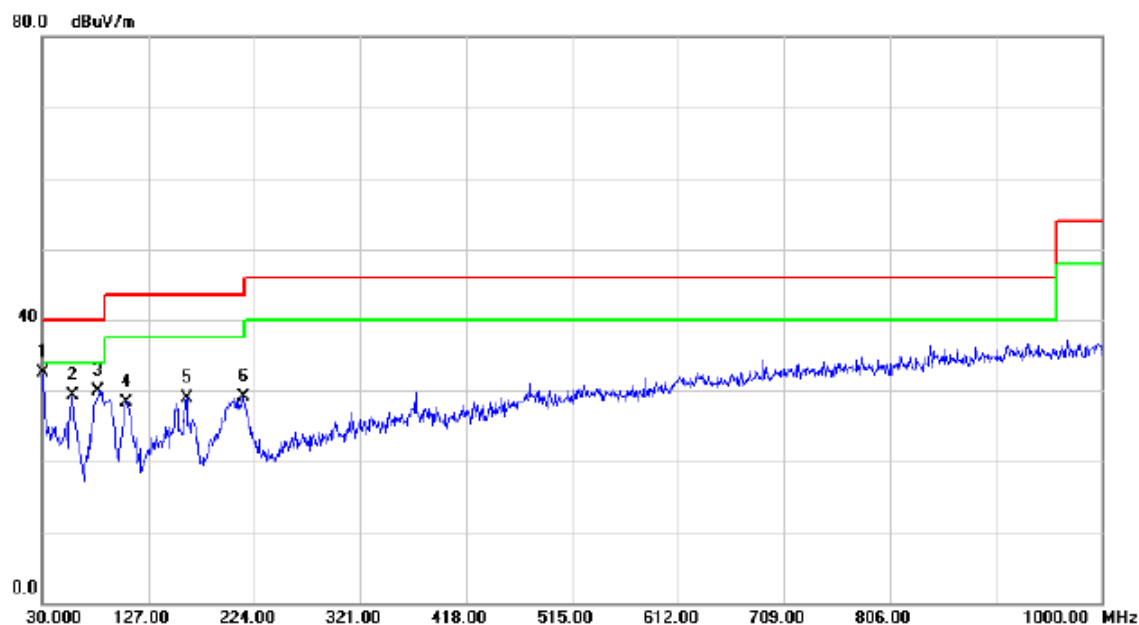


No.	Mk.	Freq. MHz	Reading Level dBuV	Correct Factor dB	Measure- ment dBuV	Limit dBuV	Margin dB	Detector	Comment
1		0.1660	34.68	9.48	44.16	65.16	-21.00	QP	
2		0.1660	24.63	9.48	34.11	55.16	-21.05	AVG	
3		0.5460	27.64	9.56	37.20	56.00	-18.80	QP	
4		0.5460	17.96	9.56	27.52	46.00	-18.48	AVG	
5		0.9100	28.53	9.59	38.12	56.00	-17.88	QP	
6		0.9100	18.54	9.59	28.13	46.00	-17.87	AVG	
7		1.2740	28.29	9.64	37.93	56.00	-18.07	QP	
8		1.2740	18.95	9.64	28.59	46.00	-17.41	AVG	
9		10.4580	40.08	9.86	49.94	60.00	-10.06	QP	
10	*	10.4580	30.85	9.86	40.71	50.00	-9.29	AVG	
11		16.3820	33.57	9.93	43.50	60.00	-16.50	QP	
12		16.3820	23.54	9.93	33.47	50.00	-16.53	AVG	

ATTACHMENT B - RADIATED EMISSION (30MHZ TO 1000MHZ)

Test Voltage:	AC 120V/60Hz
Test Mode:	Adapter+Idle+BT+WIFI+GPS+playing+Earphone
Note:	Adapter: HK +USB Cable: HONGLIN +Battery: Lishen + Earphone: GOERTEK

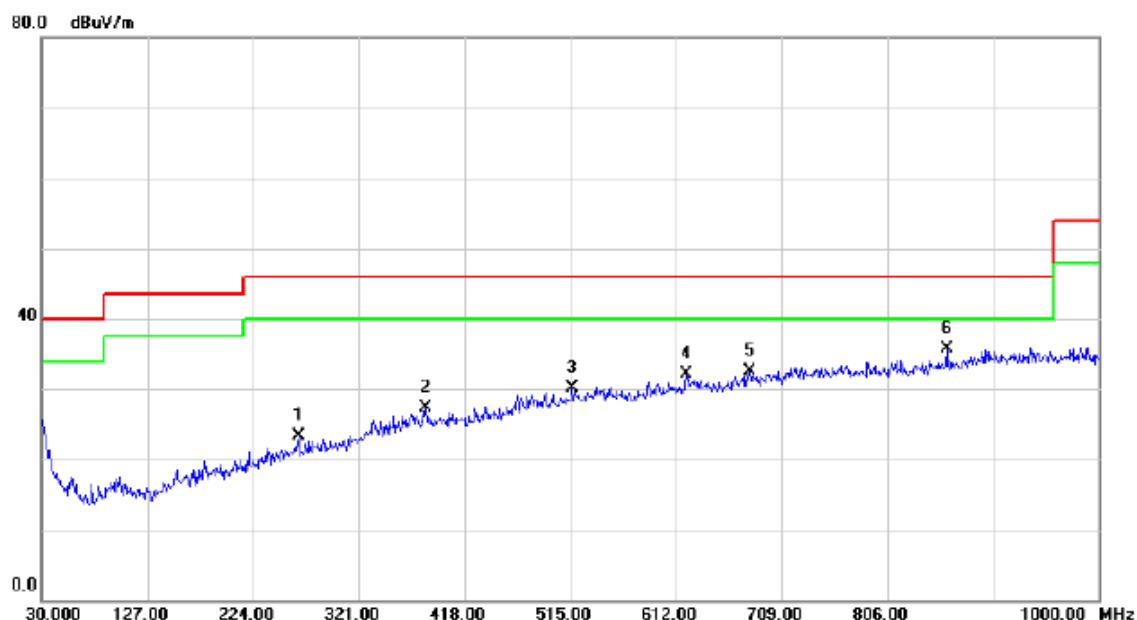
Vertical



No.	Mk.	Freq. MHz	Reading Level dBuV	Correct Factor dB	Measure- ment dBuV/m	Limit dBuV/m	Margin dB	Detector	Comment
1	*	30.0000	47.65	-15.08	32.57	40.00	-7.43	QP	
2		58.1300	43.82	-14.55	29.27	40.00	-10.73	QP	
3		81.4100	48.31	-18.42	29.89	40.00	-10.11	QP	
4		106.6300	46.13	-17.82	28.31	43.50	-15.19	QP	
5		161.9200	42.86	-14.02	28.84	43.50	-14.66	QP	
6		214.7850	45.59	-16.57	29.02	43.50	-14.48	QP	

Test Voltage:	AC 120V/60Hz
Test Mode:	Adapter+Idle+BT+WIFI+GPS+playing+Earphone
Note:	Adapter: HK +USB Cable: HONGLIN +Battery: Lishen + Earphone: GOERTEK

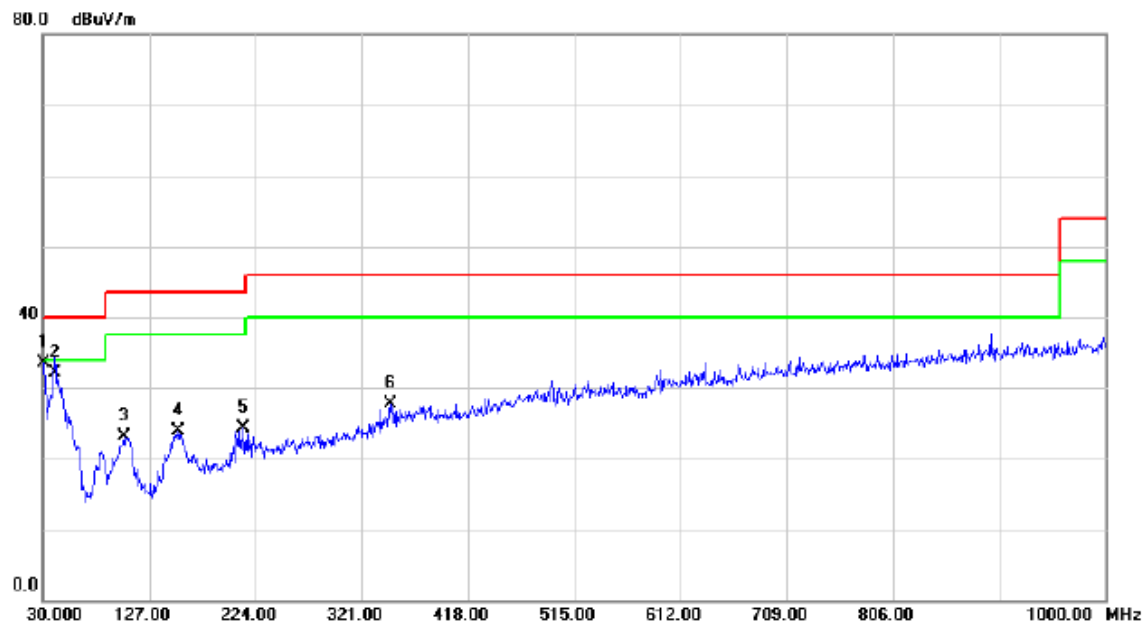
Horizontal



No.	Mk.	Freq. MHz	Reading Level dBuV	Correct Factor dB	Measure- ment dBuV/m	Limit dBuV/m	Margin dB	Detector	Comment
1		265.7100	37.65	-14.36	23.29	46.00	-22.71	QP	
2		382.1100	38.77	-11.54	27.23	46.00	-18.77	QP	
3		516.9400	38.98	-8.86	30.12	46.00	-15.88	QP	
4		621.7000	39.23	-7.22	32.01	46.00	-13.99	QP	
5		680.3850	38.50	-6.00	32.50	46.00	-13.50	QP	
6	*	860.3200	39.34	-3.64	35.70	46.00	-10.30	QP	

Test Voltage:	AC 120V/60Hz
Test Mode:	Adapter+Idle+BT+WIFI+GPS+playing+Earphone
Note:	Adapter: PHITEK +USB Cable: HONGLIN +Battery: Sunwoda + Earphone: Lianchuang / MEMD1632B580A00

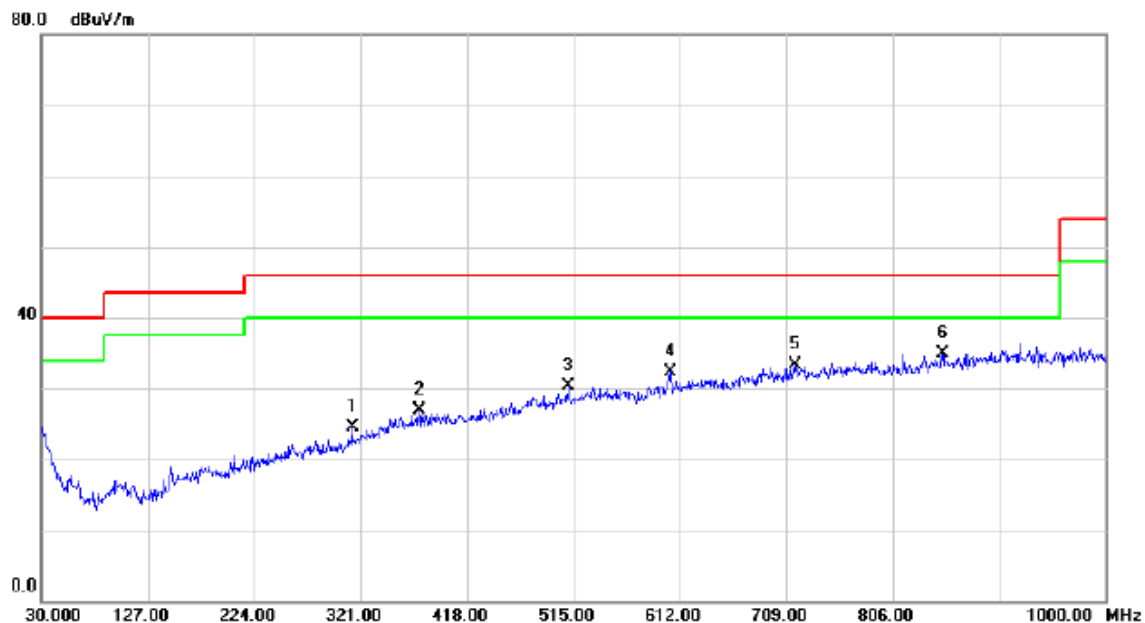
Vertical



No.	Mk.	Freq. MHz	Reading Level dBuV	Correct Factor dB	Measure- ment dBuV/m	Limit dBuV/m	Margin dB	Detector	Comment
1	*	30.0000	48.66	-15.08	33.58	40.00	-6.42	QP	
2		41.1550	46.20	-14.08	32.12	40.00	-7.88	QP	
3		103.7200	41.36	-18.27	23.09	43.50	-20.41	QP	
4		153.6750	37.93	-14.00	23.93	43.50	-19.57	QP	
5		213.3300	40.79	-16.56	24.23	43.50	-19.27	QP	
6		347.1900	40.02	-12.30	27.72	46.00	-18.28	QP	

Test Voltage:	AC 120V/60Hz
Test Mode:	Adapter+Idle+BT+WIFI+GPS+playing+Earphone
Note:	Adapter: PHITEK +USB Cable: FOXCONN +Battery: Sunwoda + Earphone: Lianchuang / MEMD1632B580A00

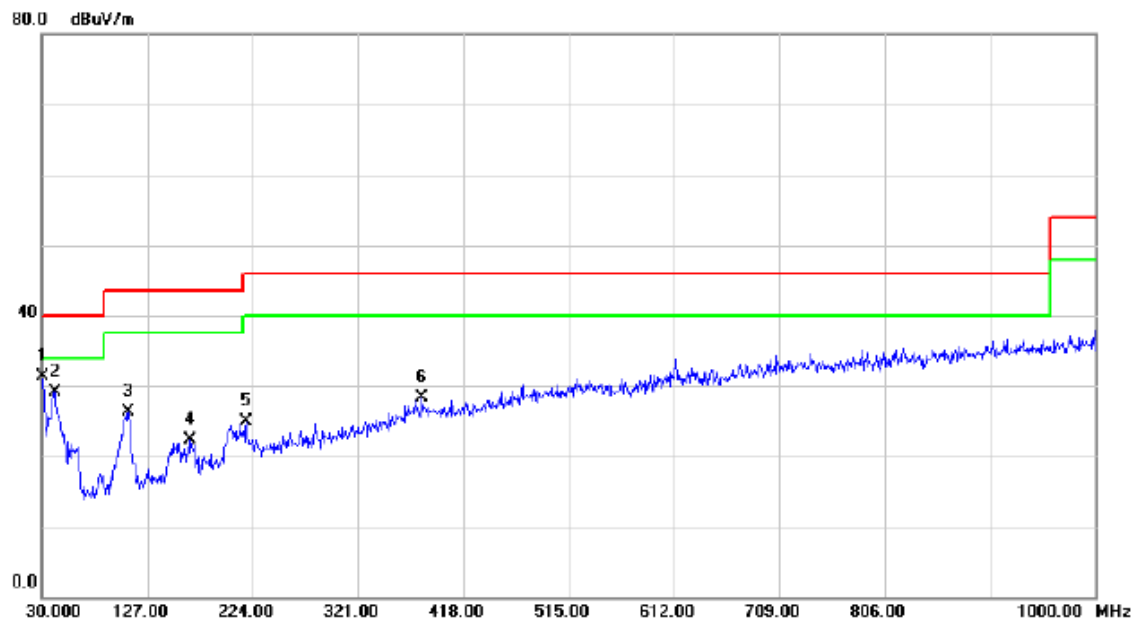
Horizontal



No.	Mk.	Freq. MHz	Reading Level dBuV	Correct Factor dB	Measure- ment dBuV/m	Limit dBuV/m	Margin dB	Detector	Comment
1		313.2400	37.67	-13.13	24.54	46.00	-21.46	QP	
2		374.3500	38.70	-11.74	26.96	46.00	-19.04	QP	
3		510.1500	39.33	-9.05	30.28	46.00	-15.72	QP	
4		603.2700	39.82	-7.42	32.40	46.00	-13.60	QP	
5		716.7600	38.59	-5.29	33.30	46.00	-12.70	QP	
6	*	851.5900	38.63	-3.81	34.82	46.00	-11.18	QP	

Test Voltage:	AC 120V/60Hz
Test Mode:	Adapter+Idle+BT+WIFI+GPS+playing+Earphone
Note:	Adapter: BYD +USB Cable: HONGLIN +Battery: BYD + Earphone: Lianchuang / MEMD1532B528000

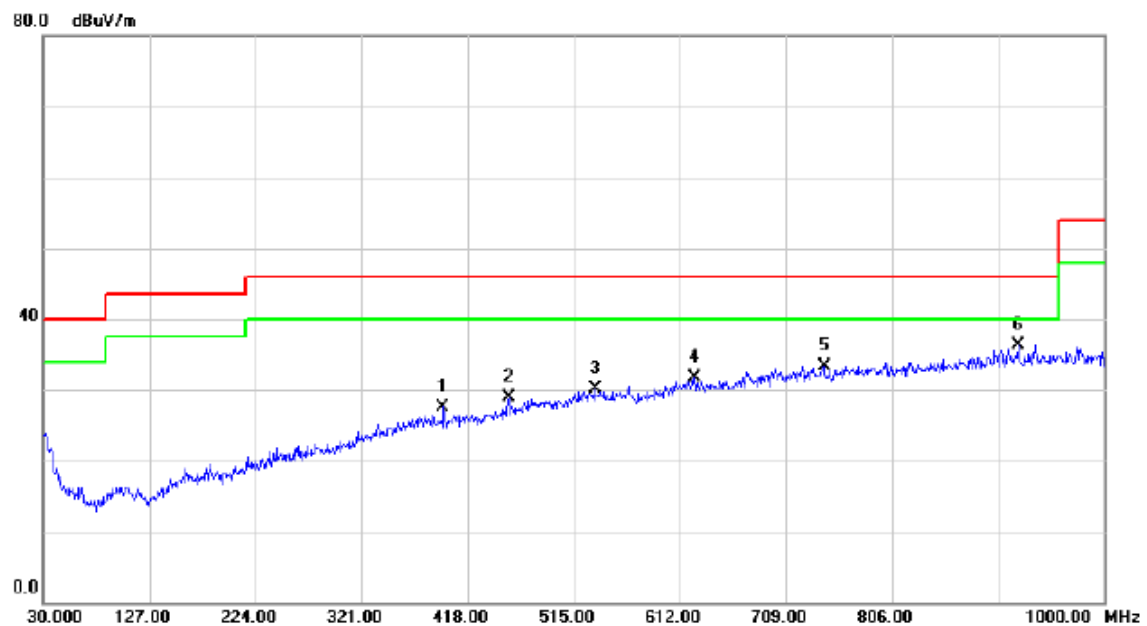
Vertical



No.	Mk.	Freq. MHz	Reading Level dBuV	Correct Factor dB	Measure- ment dBuV/m	Limit dBuV/m	Margin dB	Detector	Comment
1	*	30.0000	46.31	-15.08	31.23	40.00	-8.77	QP	
2		41.6400	43.17	-14.03	29.14	40.00	-10.86	QP	
3		109.5400	43.75	-17.39	26.36	43.50	-17.14	QP	
4		167.2550	36.66	-14.28	22.38	43.50	-21.12	QP	
5		218.6650	41.42	-16.58	24.84	46.00	-21.16	QP	
6		380.1700	39.81	-11.60	28.21	46.00	-17.79	QP	

Test Voltage:	AC 120V/60Hz
Test Mode:	Adapter+Idle+BT+WIFI+GPS+playing+Earphone
Note:	Adapter: BYD +USB Cable: HONGLIN +Battery: BYD + Earphone: Lianchuang / MEMD1532B528000

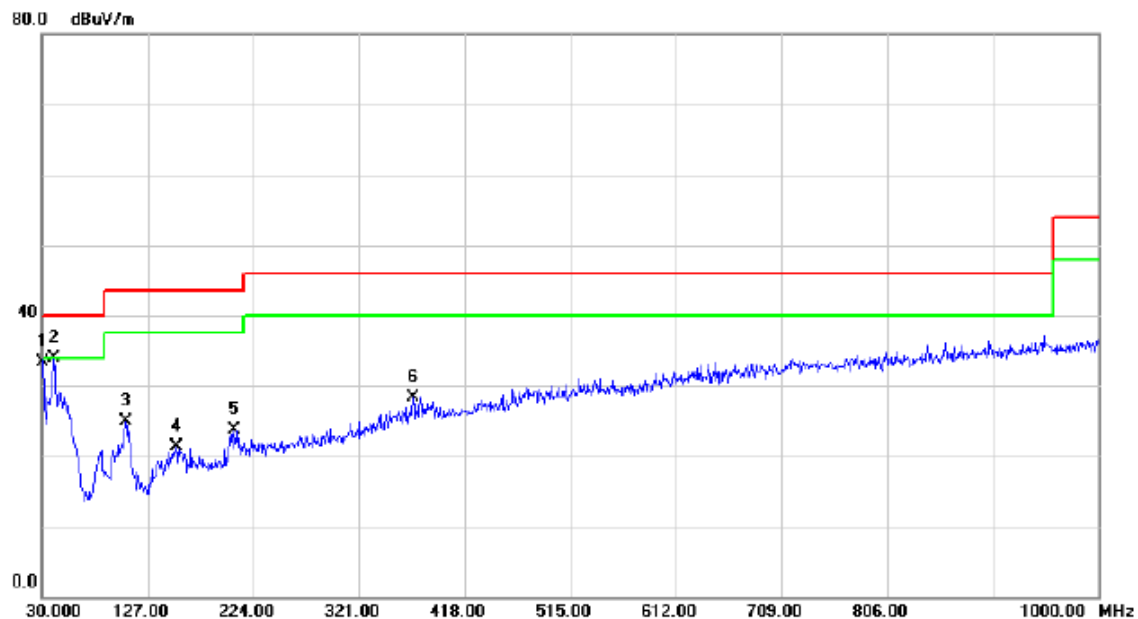
Horizontal



No.	Mk.	Freq. MHz	Reading Level dBuV	Correct Factor dB	Measure- ment dBuV/m	Limit dBuV/m	Margin dB	Detector	Comment
1		395.6900	38.79	-11.19	27.60	46.00	-18.40	QP	
2		455.8300	38.44	-9.62	28.82	46.00	-17.18	QP	
3		534.4000	38.50	-8.39	30.11	46.00	-15.89	QP	
4		625.5800	38.79	-7.18	31.61	46.00	-14.39	QP	
5		743.9200	38.44	-5.06	33.38	46.00	-12.62	QP	
6	*	921.4300	38.59	-2.37	36.22	46.00	-9.78	QP	

Test Voltage:	AC 120V/60Hz
Test Mode:	Adapter+Idle+BT+WIFI+GPS+playing+Earphone
Note:	Adapter: PHITEK +USB Cable: HONGLIN +Battery: SCUD + Earphone: QUANCHENG / 1311-3291-3.5mm-178

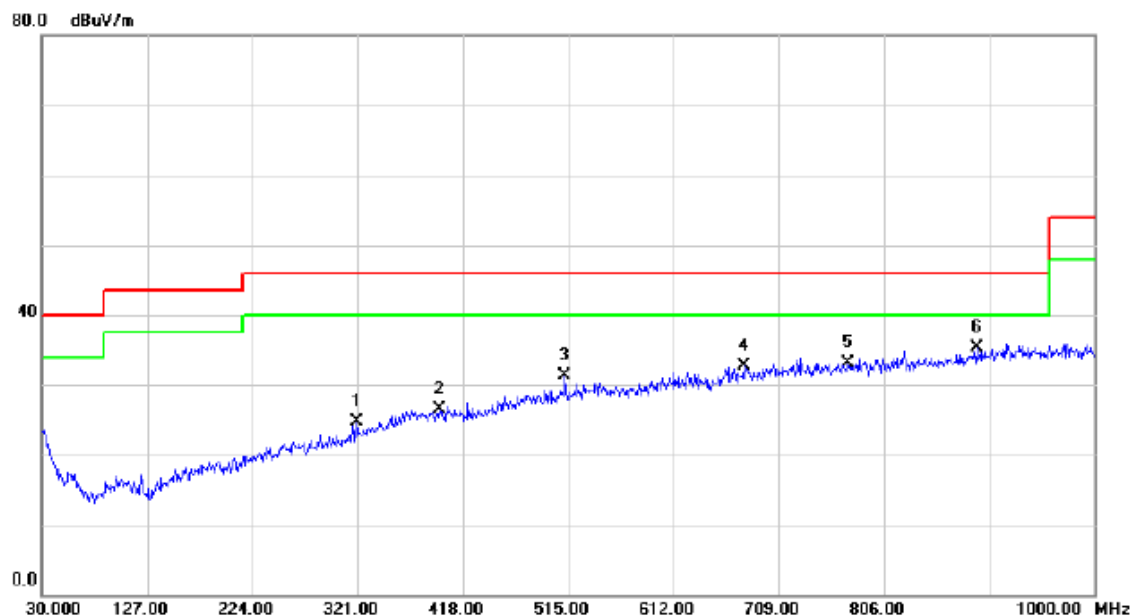
Vertical



No.	Mk.	Freq. MHz	Reading Level dBuV	Correct Factor dB	Measure- ment dBuV/m	Limit dBuV/m	Margin dB	Detector	Comment
1		30.0000	48.46	-15.08	33.38	40.00	-6.62	QP	
2	*	40.6700	47.96	-14.13	33.83	40.00	-6.17	QP	
3		107.1150	42.67	-17.75	24.92	43.50	-18.58	QP	
4		153.6750	35.27	-14.00	21.27	43.50	-22.23	QP	
5		206.5400	40.34	-16.62	23.72	43.50	-19.78	QP	
6		370.9550	40.15	-11.82	28.33	46.00	-17.67	QP	

Test Voltage:	AC 120V/60Hz
Test Mode:	Adapter+Idle+BT+WIFI+GPS+playing+Earphone
Note:	Adapter: PHITEK +USB Cable: HONGLIN +Battery: SCUD + Earphone: QUANCHENG / 1311-3291-3.5mm-178

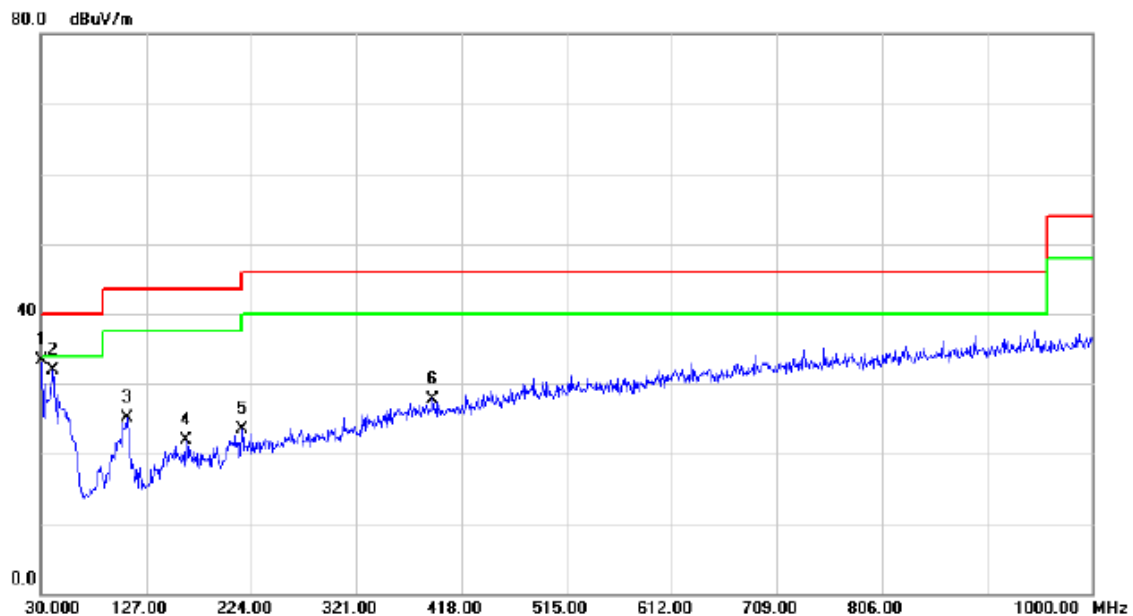
Horizontal



No.	Mk.	Freq.	Reading Level	Correct Factor	Measurement	Limit	Margin	Detector	Comment
		MHz	dBuV	dB	dBuV/m	dBuV/m	dB		
1		320.0300	37.63	-12.95	24.68	46.00	-21.32	QP	
2		396.6600	37.68	-11.17	26.51	46.00	-19.49	QP	
3		512.0900	40.30	-8.99	31.31	46.00	-14.69	QP	
4		676.9900	38.76	-6.11	32.65	46.00	-13.35	QP	
5		773.0200	38.07	-4.89	33.18	46.00	-12.82	QP	
6	*	891.3600	38.33	-3.00	35.33	46.00	-10.67	QP	

Test Voltage:	AC 120V/60Hz
Test Mode:	Adapter+Idle+BT+WIFI+GPS+playing+Earphone
Note:	Adapter: PHITEK +USB Cable: HONGLIN +Battery: Sunwoda + Earphone: QUANCHENG / 1293#+3283# 3.5MM-150

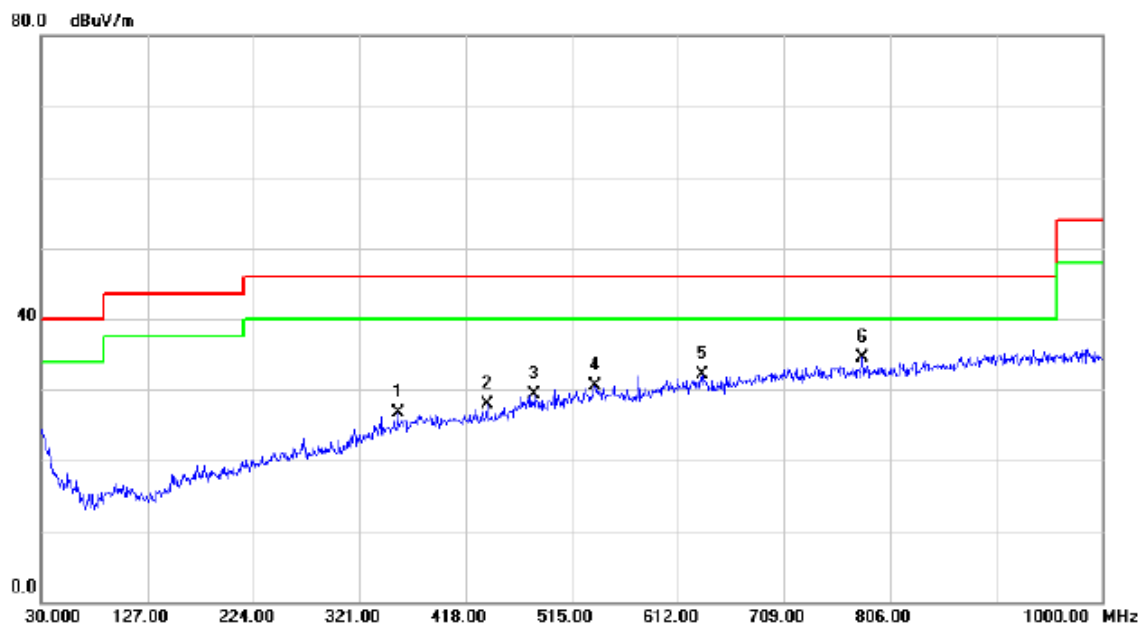
Vertical



No.	Mk.	Freq. MHz	Reading Level dBuV	Correct Factor dB	Measure- ment dBuV/m	Limit dBuV/m	Margin dB	Detector	Comment
1	*	30.0000	48.31	-15.08	33.23	40.00	-6.77	QP	
2		41.1550	45.97	-14.08	31.89	40.00	-8.11	QP	
3		109.5400	42.48	-17.39	25.09	43.50	-18.41	QP	
4		163.8600	36.00	-14.11	21.89	43.50	-21.61	QP	
5		215.7550	40.10	-16.58	23.52	43.50	-19.98	QP	
6		391.8100	39.09	-11.29	27.80	46.00	-18.20	QP	

Test Voltage:	AC 120V/60Hz
Test Mode:	Adapter+Idle+BT+WIFI+GPS+playing+Earphone
Note:	Adapter: PHITEK +USB Cable: HONGLIN +Battery: Sunwoda + Earphone: QUANCHENG / 1293#+3283# 3.5MM-150

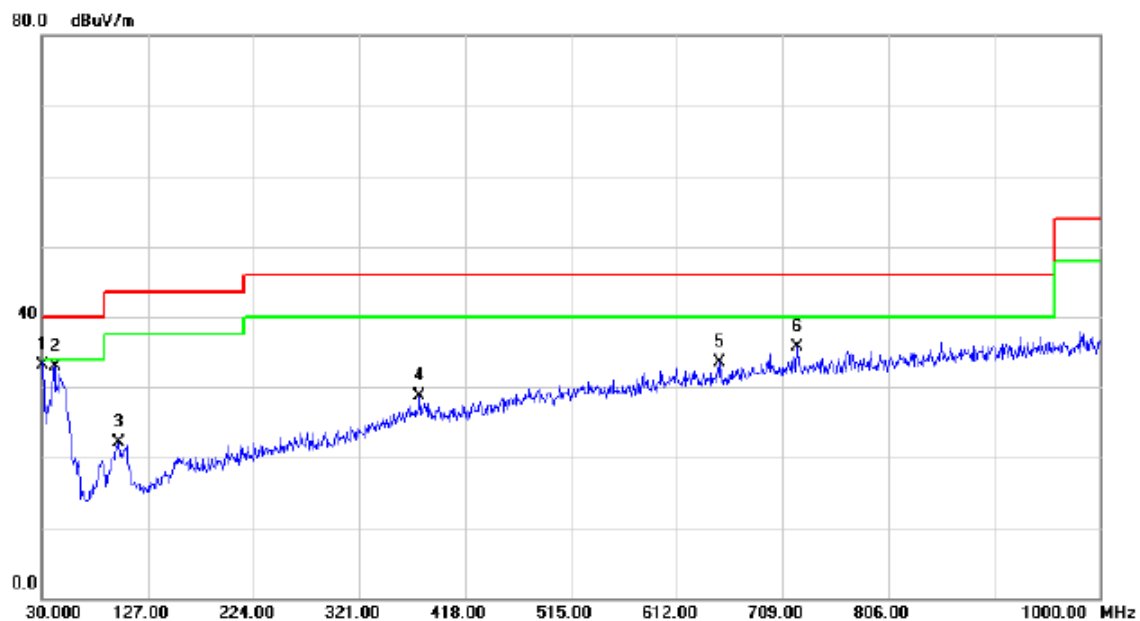
Horizontal



No.	Mk.	Freq. MHz	Reading Level dBuV	Correct Factor dB	Measure- ment dBuV/m	Limit dBuV/m	Margin dB	Detector	Comment
1		355.9200	38.96	-12.16	26.80	46.00	-19.20	QP	
2		437.4000	38.01	-10.02	27.99	46.00	-18.01	QP	
3		481.0500	38.79	-9.44	29.35	46.00	-16.65	QP	
4		536.3400	38.85	-8.35	30.50	46.00	-15.50	QP	
5		634.3100	39.22	-7.09	32.13	46.00	-13.87	QP	
6	*	780.7800	39.38	-4.84	34.54	46.00	-11.46	QP	

Test Voltage:	AC 120V/60Hz
Test Mode:	Adapter+Idle+BT+WIFI+GPS+playing+speaker
Note:	Adapter: PHITEK +USB Cable: HONGLIN +Battery: Sunwoda + Earphone: Lianchuang / MEMD1632B580A00

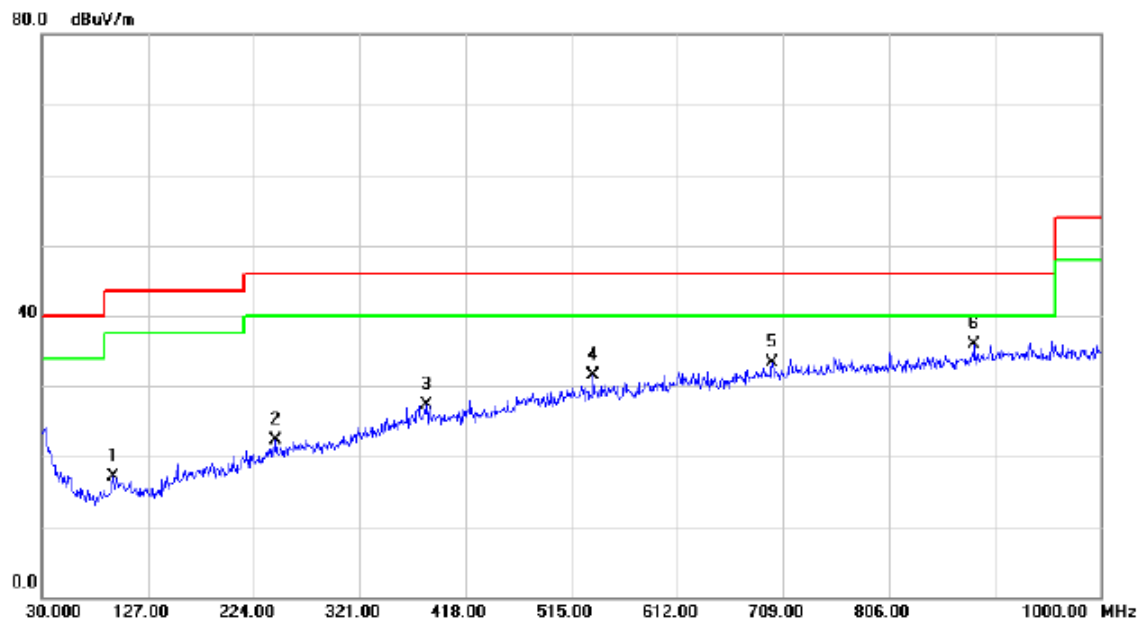
Vertical



No.	Mk.	Freq. MHz	Reading Level dBuV	Correct Factor dB	Measure- ment dBuV/m	Limit dBuV/m	Margin dB	Detector	Comment
1	*	30.0000	48.23	-15.08	33.15	40.00	-6.85	QP	
2		41.6400	46.84	-14.03	32.81	40.00	-7.19	QP	
3		100.8100	40.72	-18.70	22.02	43.50	-21.48	QP	
4		376.7750	40.28	-11.67	28.61	46.00	-17.39	QP	
5		652.2550	40.28	-6.85	33.43	46.00	-12.57	QP	
6		723.0650	40.84	-5.23	35.61	46.00	-10.39	QP	

Test Voltage:	AC 120V/60Hz
Test Mode:	Adapter+Idle+BT+WIFI+GPS+playing+speaker
Note:	Adapter: PHITEK +USB Cable: HONGLIN +Battery: Sunwoda + Earphone: Lianchuang / MEMD1632B580A00

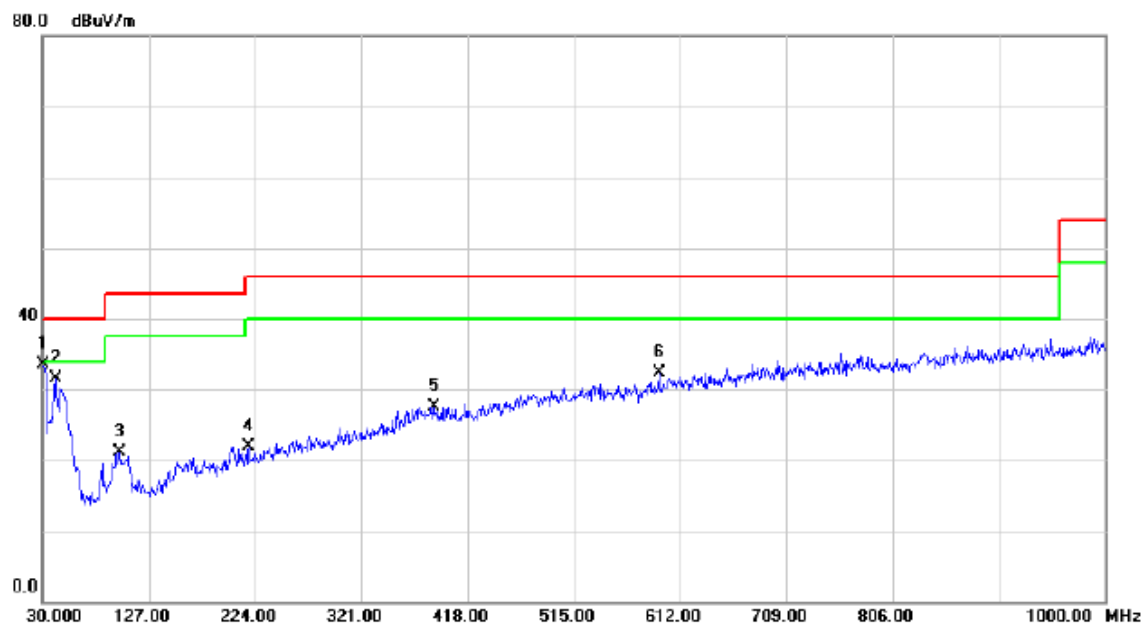
Horizontal



No.	Mk.	Freq. MHz	Reading Level dBuV	Correct Factor dB	Measure- ment dBuV/m	Limit dBuV/m	Margin dB	Detector	Comment
1		94.9900	36.73	-19.58	17.15	43.50	-26.35	QP	
2		244.3700	37.46	-15.21	22.25	46.00	-23.75	QP	
3		382.1100	38.81	-11.54	27.27	46.00	-18.73	QP	
4		535.3700	39.78	-8.37	31.41	46.00	-14.59	QP	
5		699.3000	38.73	-5.44	33.29	46.00	-12.71	QP	
6	*	884.5700	38.96	-3.15	35.81	46.00	-10.19	QP	

Test Voltage:	AC 120V/60Hz
Test Mode:	Adapter+Idle+BT+WIFI+GPS+Camera on
Note:	Adapter: PHITEK +USB Cable: HONGLIN +Battery: Sunwoda + Earphone: Lianchuang / MEMD1632B580A00

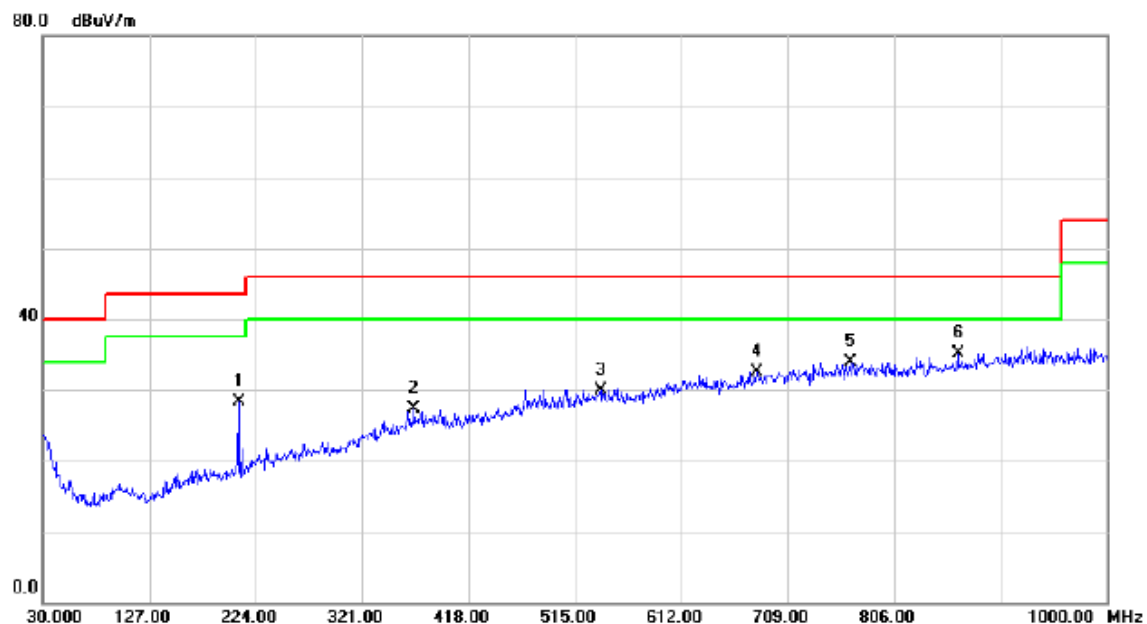
Vertical



No.	Mk.	Freq. MHz	Reading Level dBuV	Correct Factor dB	Measure- ment dBuV/m	Limit dBuV/m	Margin dB	Detector	Comment
1	*	30.0000	48.60	-15.08	33.52	40.00	-6.48	QP	
2		41.6400	45.44	-14.03	31.41	40.00	-8.59	QP	
3		100.8100	39.81	-18.70	21.11	43.50	-22.39	QP	
4		218.6650	38.47	-16.58	21.89	46.00	-24.11	QP	
5		387.4450	38.98	-11.42	27.56	46.00	-18.44	QP	
6		593.0850	39.79	-7.53	32.26	46.00	-13.74	QP	

Test Voltage:	AC 120V/60Hz
Test Mode:	Adapter+Idle+BT+WIFI+GPS+Camera on
Note:	Adapter: PHITEK +USB Cable: HONGLIN +Battery: Sunwoda + Earphone: Lianchuang / MEMD1632B580A00

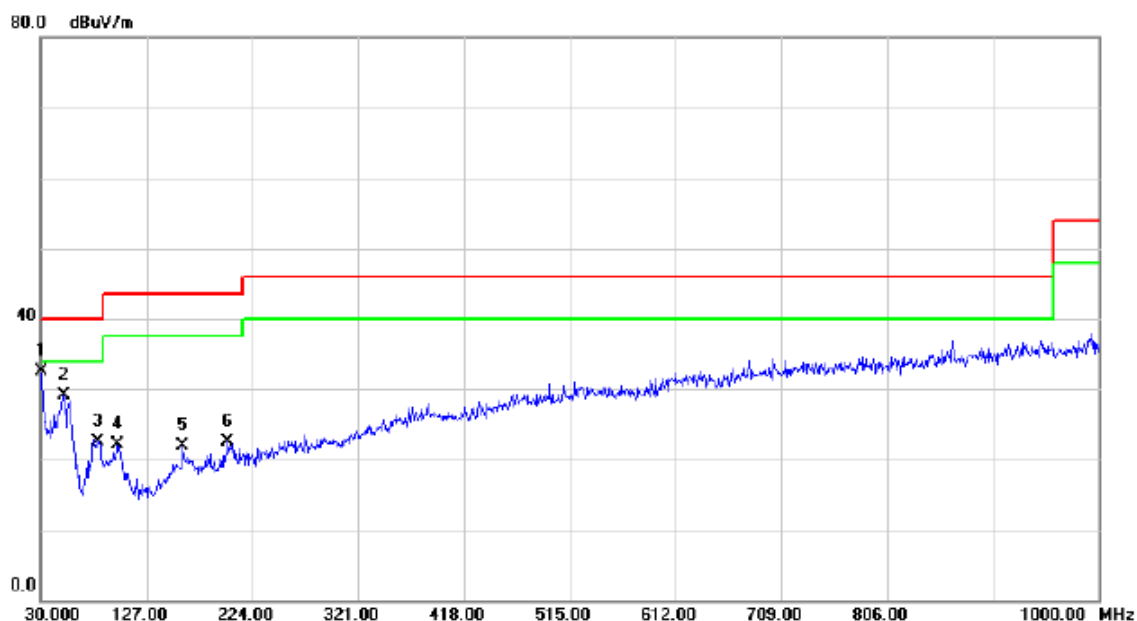
Horizontal



No.	Mk.	Freq. MHz	Reading Level dBuV	Correct Factor dB	Measure- ment dBuV/m	Limit dBuV/m	Margin dB	Detector	Comment
1		208.4800	44.96	-16.59	28.37	43.50	-15.13	QP	
2		368.5300	39.13	-11.88	27.25	46.00	-18.75	QP	
3		538.2800	38.29	-8.29	30.00	46.00	-16.00	QP	
4		680.8700	38.58	-5.99	32.59	46.00	-13.41	QP	
5		766.2300	38.83	-4.93	33.90	46.00	-12.10	QP	
6	*	864.2000	38.73	-3.55	35.18	46.00	-10.82	QP	

Test Voltage:	AC 120V/60Hz
Test Mode:	Adapter+GSM+BT+WIFI+GPS
Note:	Adapter: PHITEK +USB Cable: HONGLIN +Battery: Sunwoda + Earphone: Lianchuang / MEMD1632B580A00

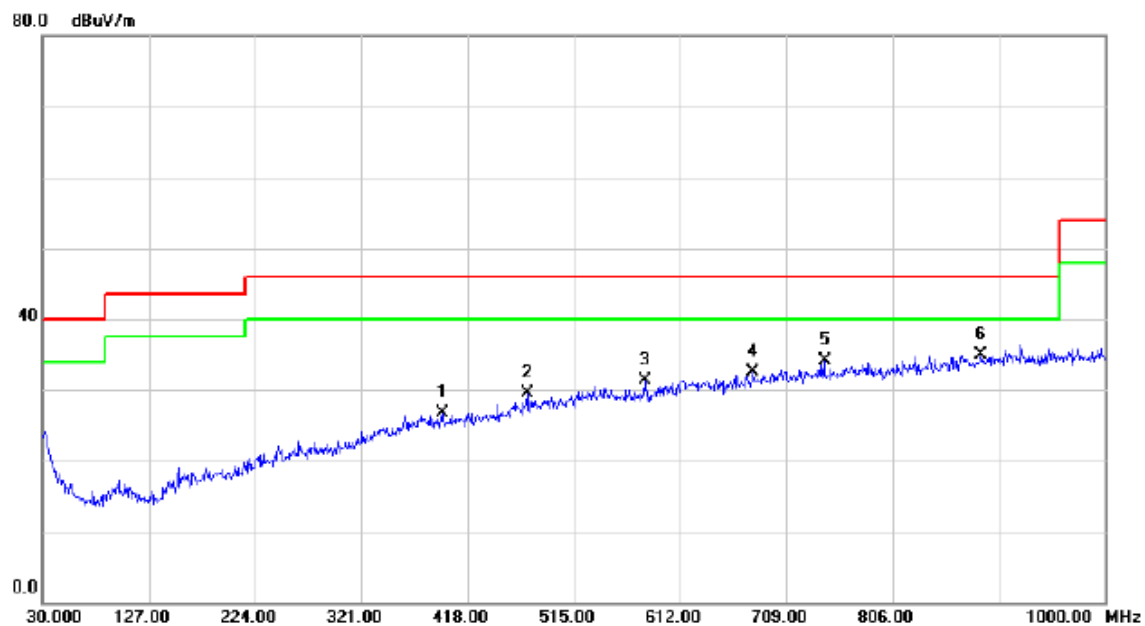
Vertical



No.	Mk.	Freq. MHz	Reading Level dBuV	Correct Factor dB	Measure- ment dBuV/m	Limit dBuV/m	Margin dB	Detector	Comment
1	*	30.0000	47.66	-15.08	32.58	40.00	-7.42	QP	
2		51.8250	43.03	-13.88	29.15	40.00	-10.85	QP	
3		82.8650	41.28	-18.75	22.53	40.00	-17.47	QP	
4		100.8100	40.72	-18.70	22.02	43.50	-21.48	QP	
5		160.4650	35.85	-13.94	21.91	43.50	-21.59	QP	
6		201.6900	39.11	-16.70	22.41	43.50	-21.09	QP	

Test Voltage:	AC 120V/60Hz
Test Mode:	Adapter+GSM+BT+WIFI+GPS
Note:	Adapter: PHITEK +USB Cable: HONGLIN +Battery: Sunwoda + Earphone: Lianchuang / MEMD1632B580A00

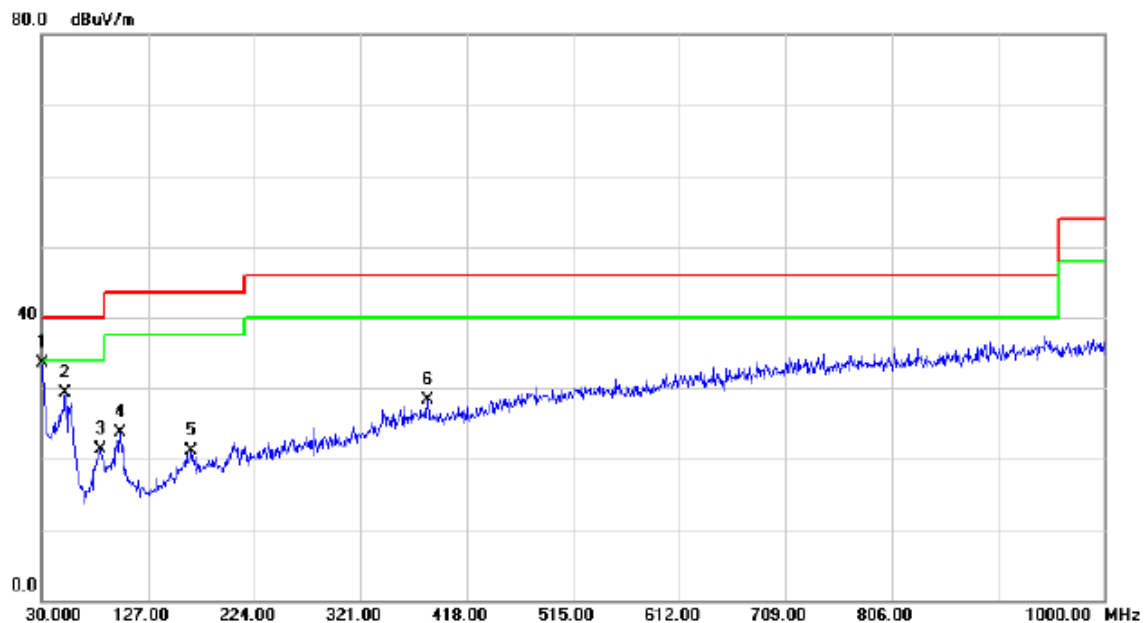
Horizontal



No.	Mk.	Freq. MHz	Reading Level dBuV	Correct Factor dB	Measure- ment dBuV/m	Limit dBuV/m	Margin dB	Detector	Comment
1		394.7200	38.00	-11.23	26.77	46.00	-19.23	QP	
2		472.3200	38.94	-9.51	29.43	46.00	-16.57	QP	
3		579.9900	38.99	-7.67	31.32	46.00	-14.68	QP	
4		677.9600	38.66	-6.08	32.58	46.00	-13.42	QP	
5		743.9200	39.19	-5.06	34.13	46.00	-11.87	QP	
6	*	886.5100	37.97	-3.11	34.86	46.00	-11.14	QP	

Test Voltage:	AC 120V/60Hz
Test Mode:	Adapter+WCDMA+BT+WIFI+GPS
Note:	Adapter: PHITEK +USB Cable: HONGLIN +Battery: Sunwoda + Earphone: Lianchuang / MEMD1632B580A00

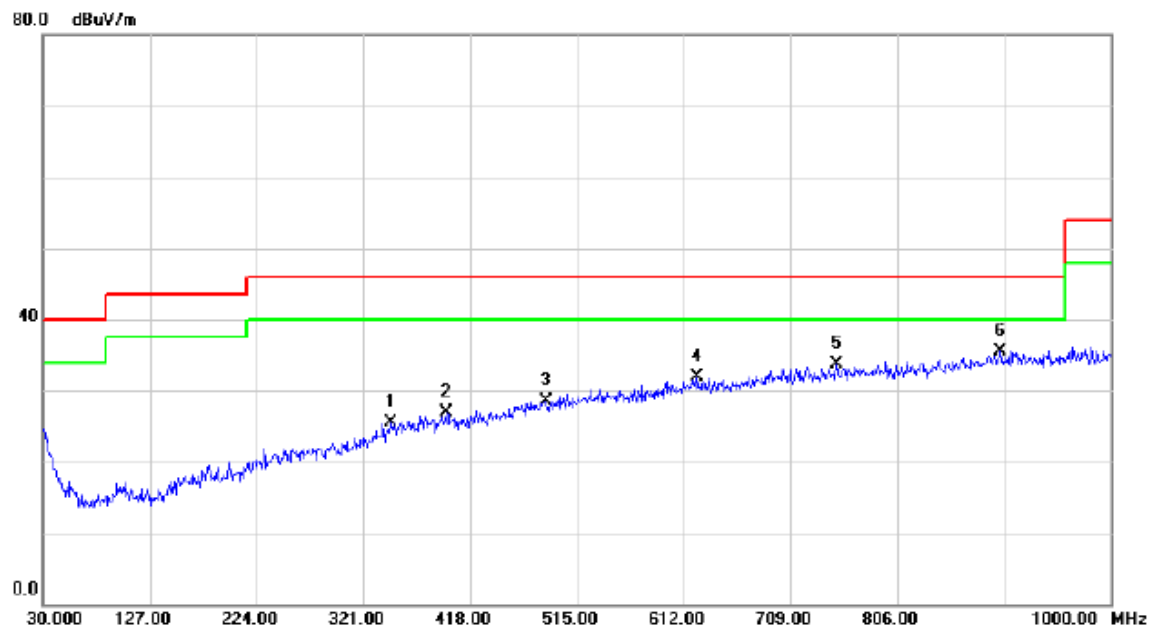
Vertical



No.	Mk.	Freq. MHz	Reading Level dBuV	Correct Factor dB	Measure- ment dBuV/m	Limit dBuV/m	Margin dB	Detector	Comment
1	*	30.0000	48.61	-15.08	33.53	40.00	-6.47	QP	
2		51.3400	43.12	-13.83	29.29	40.00	-10.71	QP	
3		83.8350	40.35	-18.96	21.39	40.00	-18.61	QP	
4		101.7800	42.28	-18.55	23.73	43.50	-19.77	QP	
5		167.2550	35.44	-14.28	21.16	43.50	-22.34	QP	
6		382.1100	39.76	-11.54	28.22	46.00	-17.78	QP	

Test Voltage:	AC 120V/60Hz
Test Mode:	Adapter+WCDMA+BT+WIFI+GPS
Note:	Adapter: PHITEK +USB Cable: HONGLIN +Battery: Sunwoda + Earphone: Lianchuang / MEMD1632B580A00

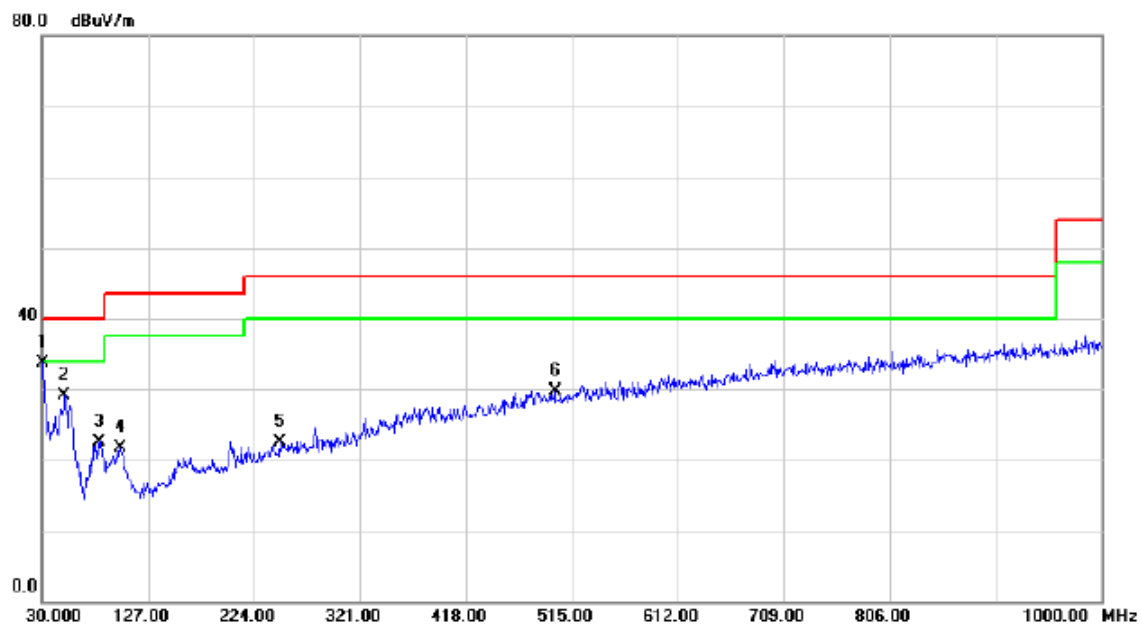
Horizontal



No.	Mk.	Freq. MHz	Reading Level dBuV	Correct Factor dB	Measure- ment dBuV/m	Limit dBuV/m	Margin dB	Detector	Comment
1		346.2200	37.82	-12.33	25.49	46.00	-20.51	QP	
2		396.6600	37.98	-11.17	26.81	46.00	-19.19	QP	
3		485.9000	37.86	-9.41	28.45	46.00	-17.55	QP	
4		624.6100	39.15	-7.18	31.97	46.00	-14.03	QP	
5		750.7100	38.66	-5.01	33.65	46.00	-12.35	QP	
6	*	900.5750	38.40	-2.82	35.58	46.00	-10.42	QP	

Test Voltage:	AC 120V/60Hz
Test Mode:	Adapter+LTE+BT+WIFI+GPS
Note:	Adapter: PHITEK +USB Cable: HONGLIN +Battery: Sunwoda + Earphone: Lianchuang / MEMD1632B580A00

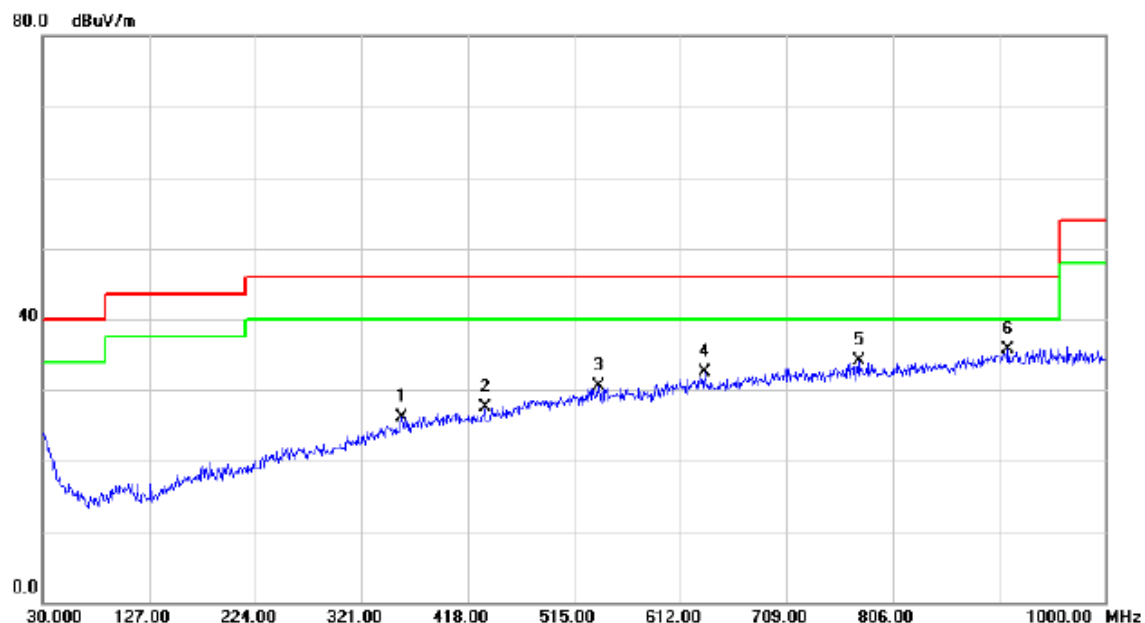
Vertical



No.	Mk.	Freq. MHz	Reading Level dBuV	Correct Factor dB	Measure- ment dBuV/m	Limit dBuV/m	Margin dB	Detector	Comment
1	*	30.0000	48.74	-15.08	33.66	40.00	-6.34	QP	
2		50.8550	42.91	-13.78	29.13	40.00	-10.87	QP	
3		82.8650	41.19	-18.75	22.44	40.00	-17.56	QP	
4		101.7800	40.18	-18.55	21.63	43.50	-21.87	QP	
5		247.2800	37.74	-15.18	22.56	46.00	-23.44	QP	
6		499.9650	38.99	-9.31	29.68	46.00	-16.32	QP	

Test Voltage:	AC 120V/60Hz
Test Mode:	Adapter+LTE+BT+WIFI+GPS
Note:	Adapter: PHITEK +USB Cable: HONGLIN +Battery: Sunwoda + Earphone: Lianchuang / MEMD1632B580A00

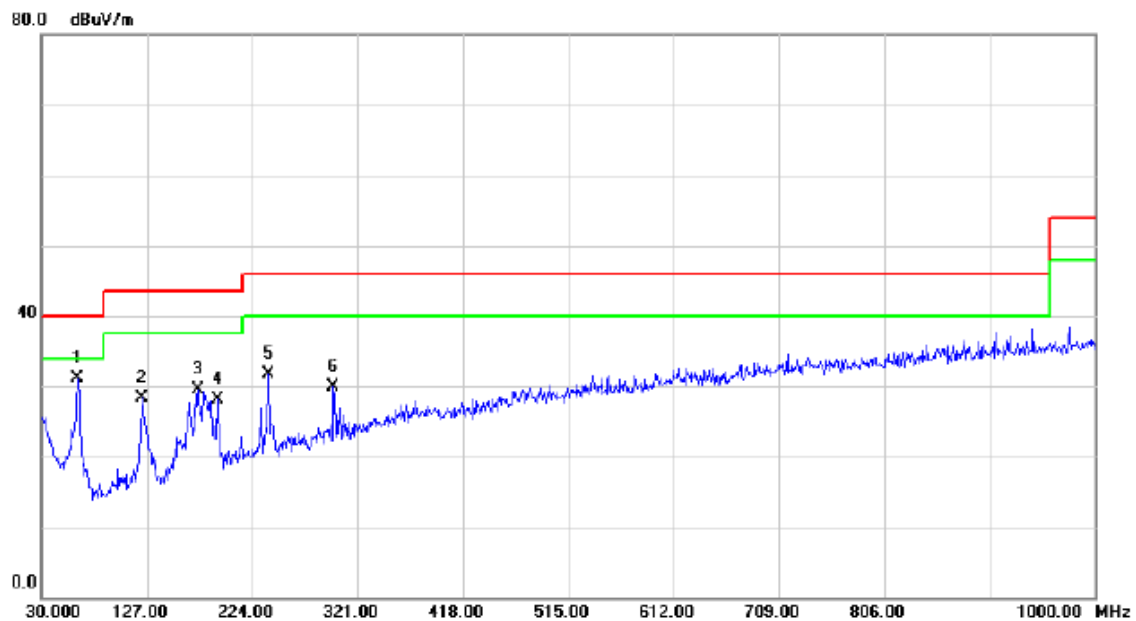
Horizontal



No.	Mk.	Freq. MHz	Reading Level dBuV	Correct Factor dB	Measure- ment dBuV/m	Limit dBuV/m	Margin dB	Detector	Comment
1		357.8600	38.20	-12.13	26.07	46.00	-19.93	QP	
2		433.5200	37.69	-10.13	27.56	46.00	-18.44	QP	
3		537.3100	38.81	-8.32	30.49	46.00	-15.51	QP	
4		634.3100	39.62	-7.09	32.53	46.00	-13.47	QP	
5		774.9600	38.95	-4.88	34.07	46.00	-11.93	QP	
6	*	911.7300	38.35	-2.59	35.76	46.00	-10.24	QP	

Test Voltage:	AC 120V/60Hz
Test Mode:	USB copy(EUT with PC)+BT+WIFI+GPS
Note:	USB Cable: HONGLIN

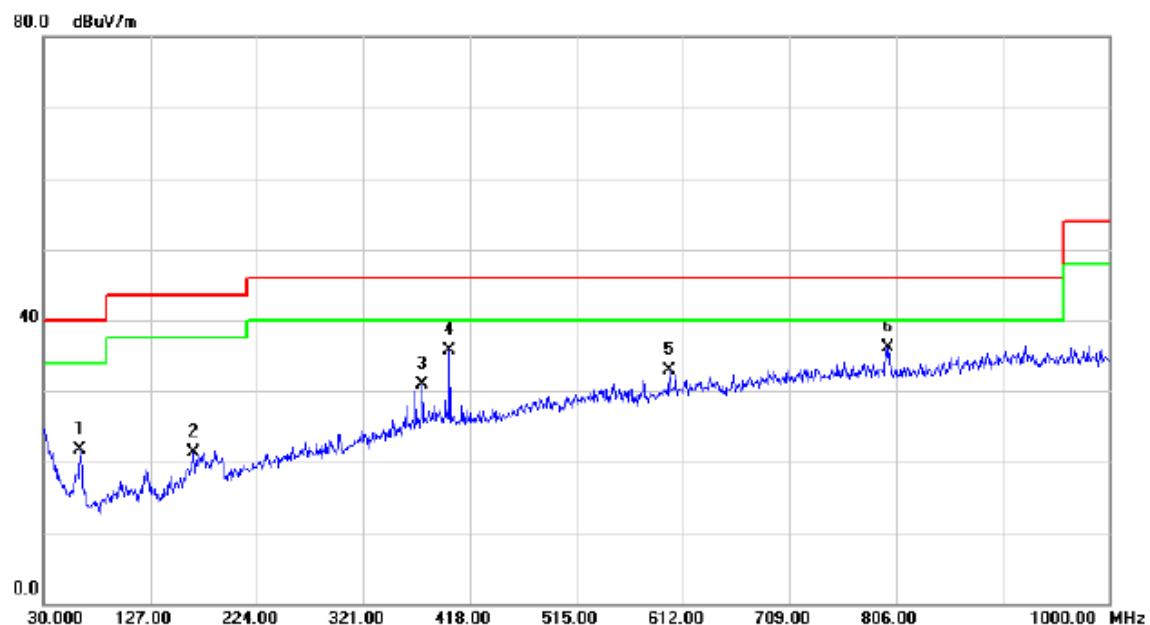
Vertical



No.	Mk.	Freq. MHz	Reading Level dBuV	Correct Factor dB	Measure- ment dBuV/m	Limit dBuV/m	Margin dB	Detector	Comment
1	*	63.4650	46.34	-15.27	31.07	40.00	-8.93	QP	
2		122.6350	44.38	-15.98	28.40	43.50	-15.10	QP	
3		174.0450	44.25	-14.83	29.42	43.50	-14.08	QP	
4		191.9900	44.78	-16.68	28.10	43.50	-15.40	QP	
5		239.0350	46.99	-15.31	31.68	46.00	-14.32	QP	
6		298.6900	43.46	-13.52	29.94	46.00	-16.06	QP	

Test Voltage:	AC 120V/60Hz
Test Mode:	USB copy(EUT with PC)+BT+WIFI+GPS
Note:	USB Cable: HONGLIN

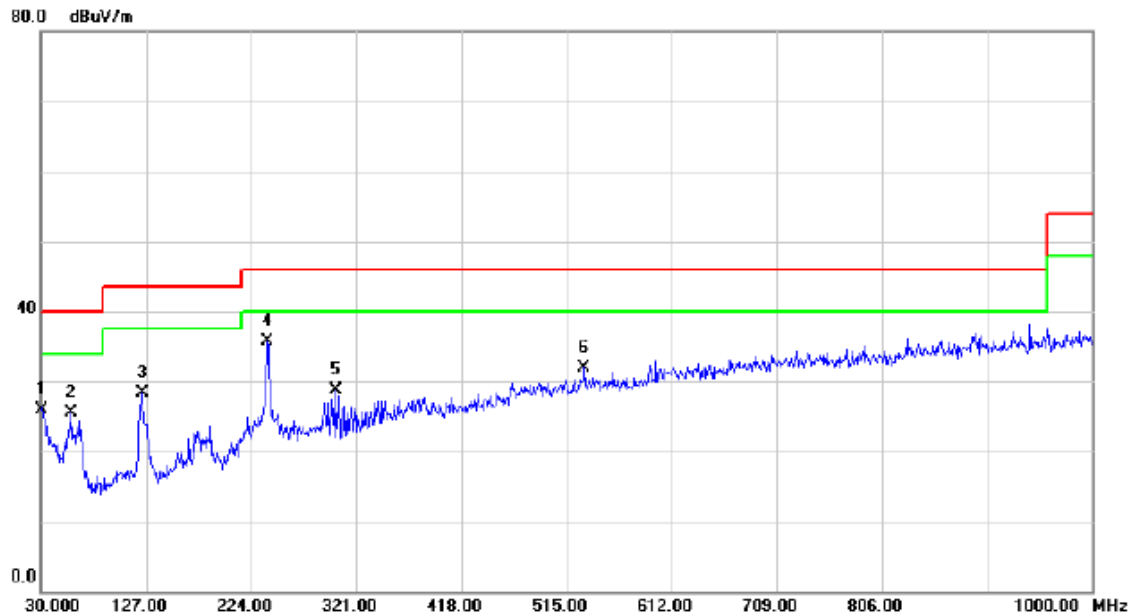
Horizontal



No.	Mk.	Freq. MHz	Reading Level dBuV	Correct Factor dB	Measure- ment dBuV/m	Limit dBuV/m	Margin dB	Detector	Comment
1		63.4650	36.98	-15.27	21.71	40.00	-18.29	QP	
2		165.8000	35.60	-14.21	21.39	43.50	-22.11	QP	
3		374.3500	42.72	-11.74	30.98	46.00	-15.02	QP	
4		399.5700	46.87	-11.10	35.77	46.00	-10.23	QP	
5		599.3900	40.41	-7.47	32.94	46.00	-13.06	QP	
6	*	799.2100	40.94	-4.74	36.20	46.00	-9.80	QP	

Test Voltage:	AC 120V/60Hz
Test Mode:	USB copy(EUT with PC)+BT+WIFI+GPS
Note:	USB Cable: FOXCONN

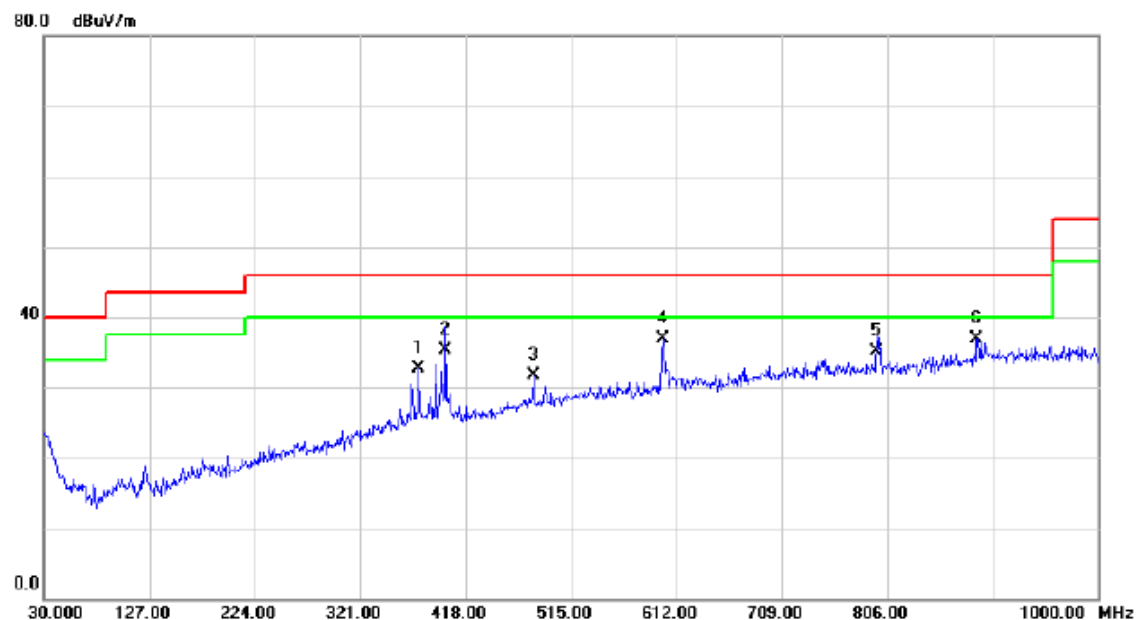
Vertical



No.	Mk.	Freq. MHz	Reading Level dBuV	Correct Factor dB	Measure- ment dBuV/m	Limit dBuV/m	Margin dB	Detector	Comment
1		30.0000	40.90	-15.08	25.82	40.00	-14.18	QP	
2		58.1300	40.01	-14.55	25.46	40.00	-14.54	QP	
3		123.1200	44.28	-15.94	28.34	43.50	-15.16	QP	
4	*	239.0350	51.09	-15.31	35.78	46.00	-10.22	QP	
5		301.6000	42.05	-13.44	28.61	46.00	-17.39	QP	
6		531.4900	40.47	-8.47	32.00	46.00	-14.00	QP	

Test Voltage:	AC 120V/60Hz
Test Mode:	USB copy(EUT with PC)+BT+WIFI+GPS
Note:	USB Cable: FOXCONN

Horizontal

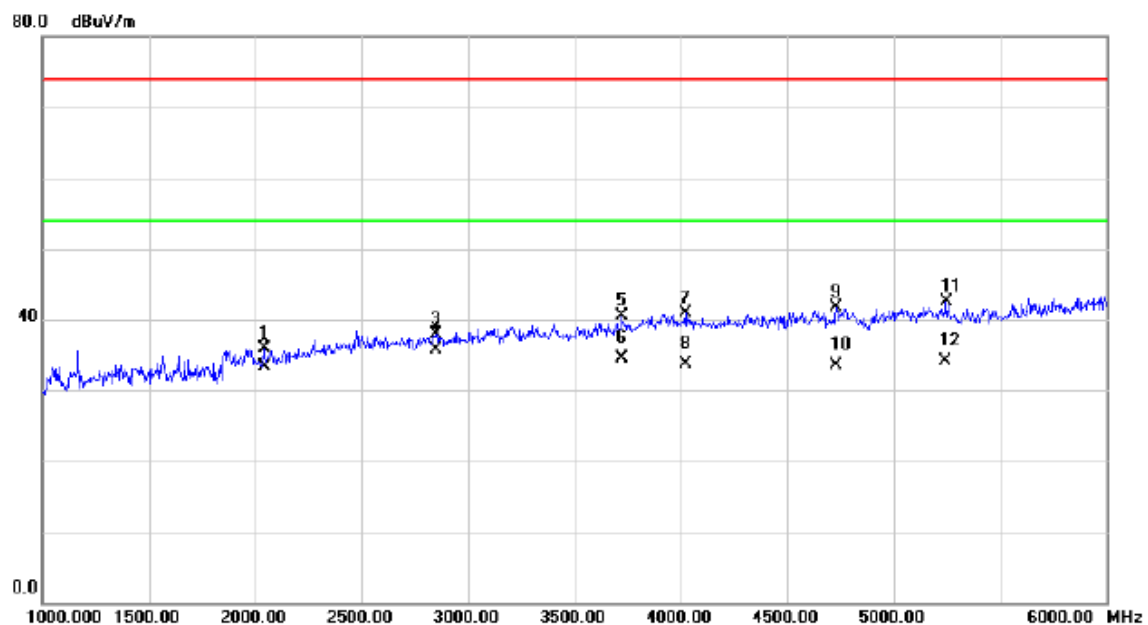


No.	Mk.	Freq. MHz	Reading Level dBuV	Correct Factor dB	Measure- ment dBuV/m	Limit dBuV/m	Margin dB	Detector	Comment
1		374.3500	44.46	-11.74	32.72	46.00	-13.28	QP	
2		399.5700	46.36	-11.10	35.26	46.00	-10.74	QP	
3		480.0800	41.21	-9.45	31.76	46.00	-14.24	QP	
4	*	599.3900	44.47	-7.47	37.00	46.00	-9.00	QP	
5		796.3000	39.95	-4.75	35.20	46.00	-10.80	QP	
6		888.4500	40.04	-3.06	36.98	46.00	-9.02	QP	

ATTACHMENT C - RADIATED EMISSION (ABOVE 1000MHZ)

Test Voltage:	AC 120V/60Hz
Test Mode:	Adapter+Idle+BT+WIFI+GPS+playing+Earphone
Note:	Adapter: HK +USB Cable: HONGLIN +Battery: Lishen + Earphone: GOERTEK

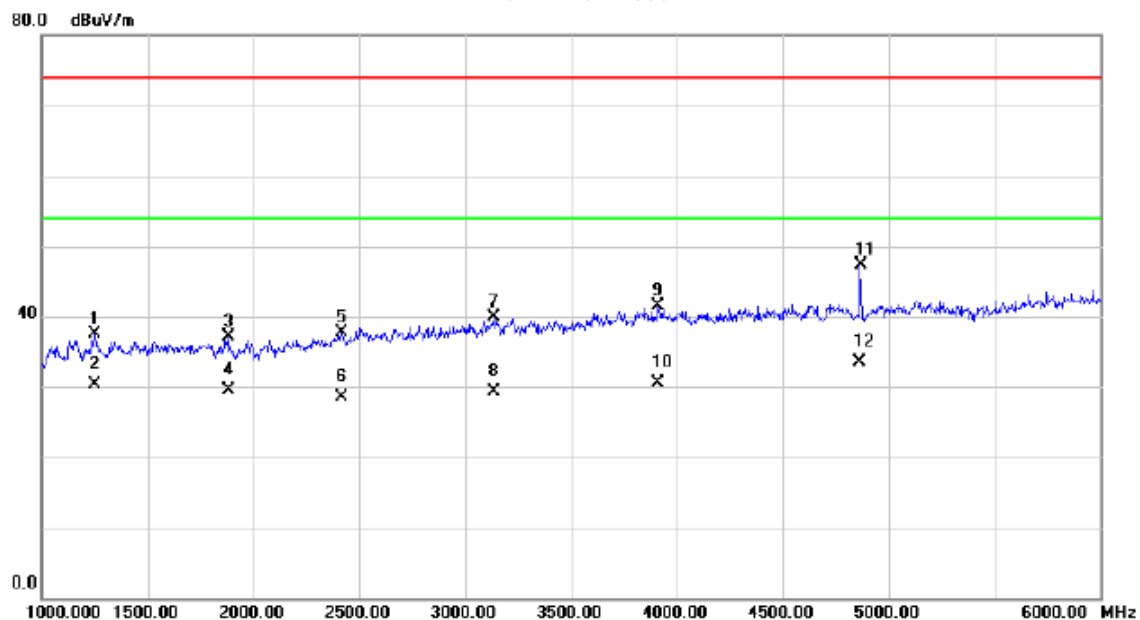
Vertical



No.	Mk.	Freq. MHz	Reading Level dBuV	Correct Factor dB	Measure- ment dBuV/m	Limit dBuV/m	Margin dB	Detector	Comment
1		2042.500	38.64	-2.83	35.81	74.00	-38.19	peak	
2		2042.500	36.08	-2.83	33.25	54.00	-20.75	AVG	
3		2850.000	36.94	0.93	37.87	74.00	-36.13	peak	
4	*	2850.000	34.69	0.93	35.62	54.00	-18.38	AVG	
5		3722.500	36.68	3.82	40.50	74.00	-33.50	peak	
6		3722.500	30.75	3.82	34.57	54.00	-19.43	AVG	
7		4020.000	35.92	4.94	40.86	74.00	-33.14	peak	
8		4020.000	28.68	4.94	33.62	54.00	-20.38	AVG	
9		4730.000	35.20	6.41	41.61	74.00	-32.39	peak	
10		4730.000	27.11	6.41	33.52	54.00	-20.48	AVG	
11		5247.500	34.79	7.64	42.43	74.00	-31.57	peak	
12		5247.500	26.50	7.64	34.14	54.00	-19.86	AVG	

Test Voltage:	AC 120V/60Hz
Test Mode:	Adapter+Idle+BT+WIFI+GPS+playing+Earphone
Note:	Adapter: HK +USB Cable: HONGLIN +Battery: Lishen + Earphone: GOERTEK

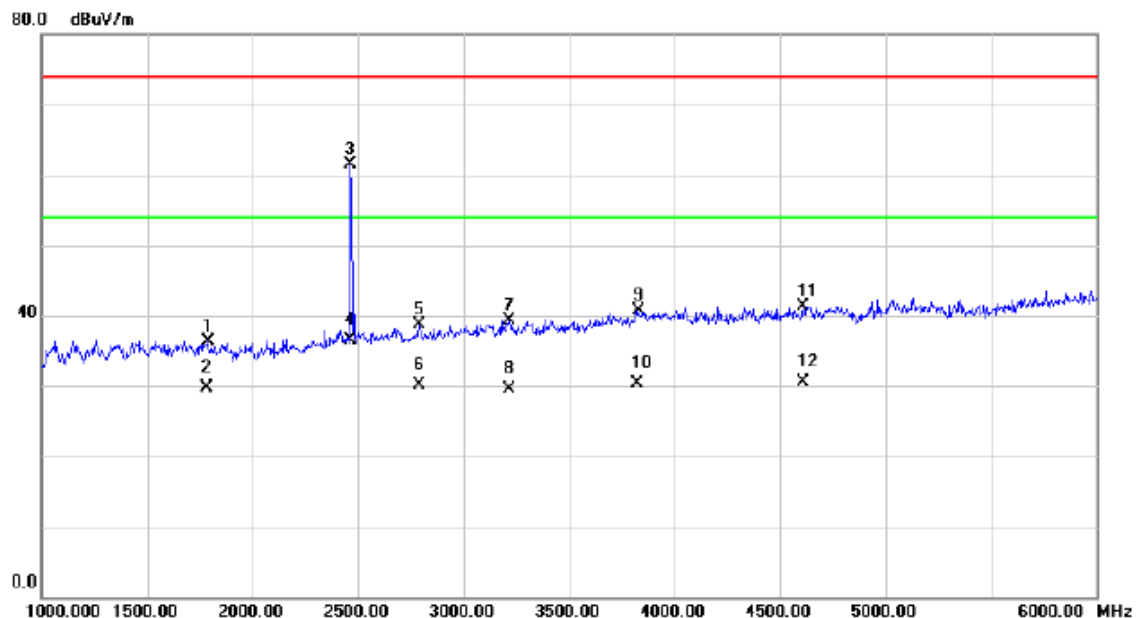
Horizontal



No.	Mk.	Freq. MHz	Reading Level dBuV	Correct Factor dB	Measure- ment dBuV/m	Limit dBuV/m	Margin dB	Detector	Comment
1		1252.500	42.09	-4.55	37.54	74.00	-36.46	peak	
2		1252.500	34.80	-4.55	30.25	54.00	-23.75	AVG	
3		1882.500	40.26	-3.23	37.03	74.00	-36.97	peak	
4		1882.500	32.78	-3.23	29.55	54.00	-24.45	AVG	
5		2417.500	38.48	-0.79	37.69	74.00	-36.31	peak	
6		2417.500	29.25	-0.79	28.46	54.00	-25.54	AVG	
7		3135.000	38.00	1.87	39.87	74.00	-34.13	peak	
8		3135.000	27.45	1.87	29.32	54.00	-24.68	AVG	
9		3910.000	36.93	4.57	41.50	74.00	-32.50	peak	
10		3910.000	25.97	4.57	30.54	54.00	-23.46	AVG	
11		4867.500	40.43	6.85	47.28	74.00	-26.72	peak	
12	*	4867.500	26.69	6.85	33.54	54.00	-20.46	AVG	

Test Voltage:	AC 120V/60Hz
Test Mode:	Adapter+Idle+BT+WIFI+GPS+playing+Earphone
Note:	Adapter: PHITEK +USB Cable: HONGLIN +Battery: Sunwoda + Earphone: Lianchuang / MEMD1632B580A00

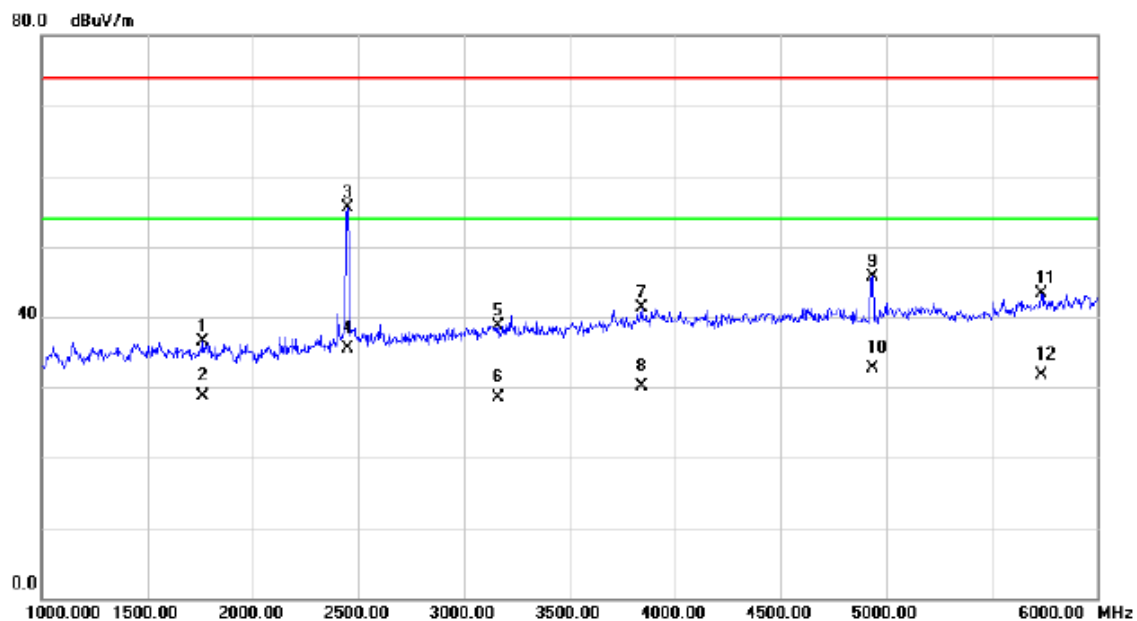
Vertical



No.	Mk.	Freq. MHz	Reading Level dBuV	Correct Factor dB	Measure- ment dBuV/m	Limit dBuV/m	Margin dB	Detector	Comment
1		1787.500	39.76	-3.36	36.40	74.00	-37.60	peak	
2		1787.500	32.98	-3.36	29.62	54.00	-24.38	AVG	
3	*	2465.000	62.13	-0.53	61.60	74.00	-12.40	peak	
4		2465.000	37.07	-0.53	36.54	54.00	-17.46	AVG	
5		2792.500	37.99	0.72	38.71	74.00	-35.29	peak	
6		2792.500	29.40	0.72	30.12	54.00	-23.88	AVG	
7		3217.500	37.29	2.10	39.39	74.00	-34.61	peak	
8		3217.500	27.44	2.10	29.54	54.00	-24.46	AVG	
9		3827.500	36.39	4.24	40.63	74.00	-33.37	peak	
10		3827.500	25.99	4.24	30.23	54.00	-23.77	AVG	
11		4612.500	35.38	6.02	41.40	74.00	-32.60	peak	
12		4612.500	24.41	6.02	30.43	54.00	-23.57	AVG	

Test Voltage:	AC 120V/60Hz
Test Mode:	Adapter+Idle+BT+WIFI+GPS+playing+Earphone
Note:	Adapter: PHITEK +USB Cable: HONGLIN +Battery: Sunwoda + Earphone: Lianchuang / MEMD1632B580A00

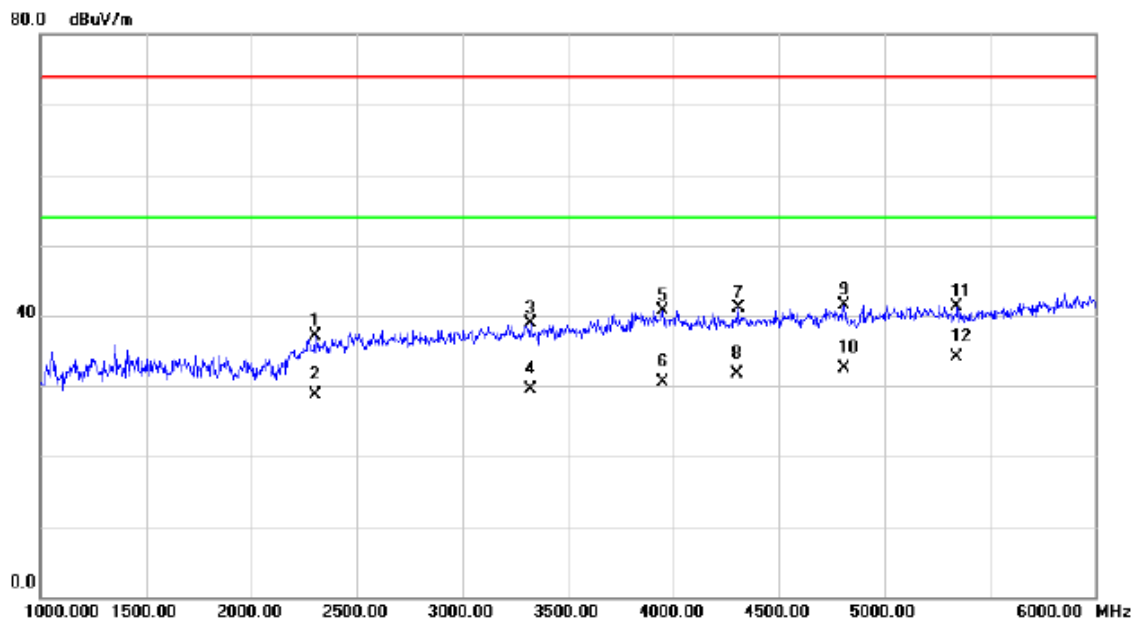
Horizontal



No.	Mk.	Freq. MHz	Reading Level dBuV	Correct Factor dB	Measure- ment dBuV/m	Limit dBuV/m	Margin dB	Detector	Comment
1		1762.500	39.92	-3.40	36.52	74.00	-37.48	peak	
2		1762.500	32.02	-3.40	28.62	54.00	-25.38	AVG	
3		2450.000	56.03	-0.61	55.42	74.00	-18.58	peak	
4	*	2450.000	36.04	-0.61	35.43	54.00	-18.57	AVG	
5		3160.000	36.86	1.94	38.80	74.00	-35.20	peak	
6		3160.000	26.52	1.94	28.46	54.00	-25.54	AVG	
7		3840.000	37.10	4.28	41.38	74.00	-32.62	peak	
8		3840.000	25.84	4.28	30.12	54.00	-23.88	AVG	
9		4935.000	38.54	7.07	45.61	74.00	-28.39	peak	
10		4935.000	25.58	7.07	32.65	54.00	-21.35	AVG	
11		5735.000	34.27	8.94	43.21	74.00	-30.79	peak	
12		5735.000	22.80	8.94	31.74	54.00	-22.26	AVG	

Test Voltage:	AC 120V/60Hz
Test Mode:	Adapter+Idle+BT+WIFI+GPS+playing+Earphone
Note:	Adapter: BYD +USB Cable: HONGLIN +Battery: BYD + Earphone: Lianchuang / MEMD1532B528000

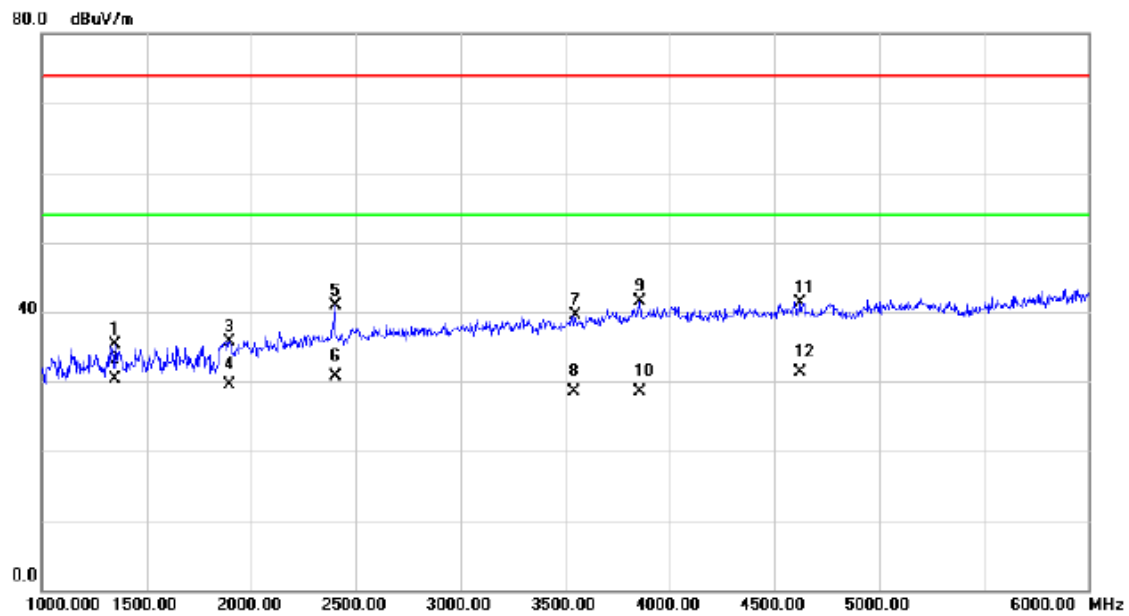
Vertical



No.	Mk.	Freq. MHz	Reading Level dBuV	Correct Factor dB	Measure- ment dBuV/m	Limit dBuV/m	Margin dB	Detector	Comment
1		2302.500	38.59	-1.41	37.18	74.00	-36.82	peak	
2		2302.500	30.03	-1.41	28.62	54.00	-25.38	AVG	
3		3322.500	36.41	2.42	38.83	74.00	-35.17	peak	
4		3322.500	27.04	2.42	29.46	54.00	-24.54	AVG	
5		3952.500	36.04	4.74	40.78	74.00	-33.22	peak	
6		3952.500	25.68	4.74	30.42	54.00	-23.58	AVG	
7		4307.500	35.72	5.37	41.09	74.00	-32.91	peak	
8		4307.500	26.25	5.37	31.62	54.00	-22.38	AVG	
9		4810.000	34.85	6.66	41.51	74.00	-32.49	peak	
10		4810.000	25.91	6.66	32.57	54.00	-21.43	AVG	
11		5345.000	33.45	7.78	41.23	74.00	-32.77	peak	
12	*	5345.000	26.38	7.78	34.16	54.00	-19.84	AVG	

Test Voltage:	AC 120V/60Hz
Test Mode:	Adapter+Idle+BT+WIFI+GPS+playing+Earphone
Note:	Adapter: BYD +USB Cable: HONGLIN +Battery: BYD + Earphone: Lianchuang / MEMD1532B528000

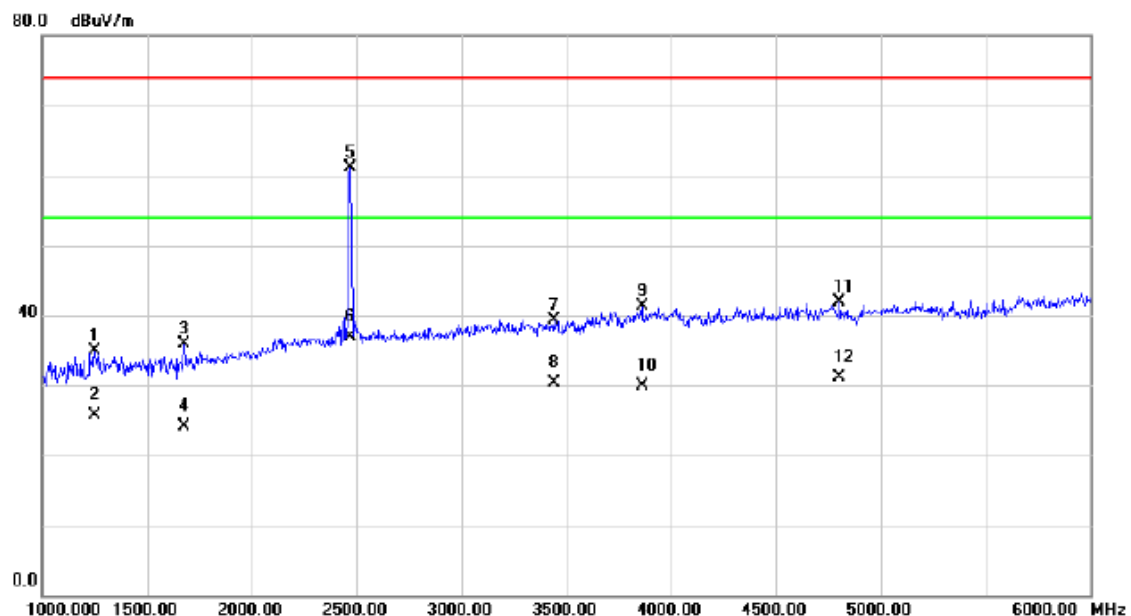
Horizontal



No.	Mk.	Freq. MHz	Reading Level dBuV	Correct Factor dB	Measure- ment dBuV/m	Limit dBuV/m	Margin dB	Detector	Comment
1		1352.500	39.60	-4.23	35.37	74.00	-38.63	peak	
2		1352.500	34.48	-4.23	30.25	54.00	-23.75	AVG	
3		1895.000	39.01	-3.21	35.80	74.00	-38.20	peak	
4		1895.000	32.66	-3.21	29.45	54.00	-24.55	AVG	
5		2400.000	41.74	-0.88	40.86	74.00	-33.14	peak	
6		2400.000	31.55	-0.88	30.67	54.00	-23.33	AVG	
7		3547.500	36.33	3.12	39.45	74.00	-34.55	peak	
8		3547.500	25.34	3.12	28.46	54.00	-25.54	AVG	
9		3855.000	37.16	4.35	41.51	74.00	-32.49	peak	
10		3855.000	24.06	4.35	28.41	54.00	-25.59	AVG	
11		4625.000	35.34	6.06	41.40	74.00	-32.60	peak	
12	*	4625.000	25.16	6.06	31.22	54.00	-22.78	AVG	

Test Voltage:	AC 120V/60Hz
Test Mode:	Adapter+Idle+BT+WIFI+GPS+playing+Earphone
Note:	Adapter: PHITEK +USB Cable: HONGLIN + Battery: SCUD + Earphone: QUANCHENG / 1311-3291-3.5mm-178

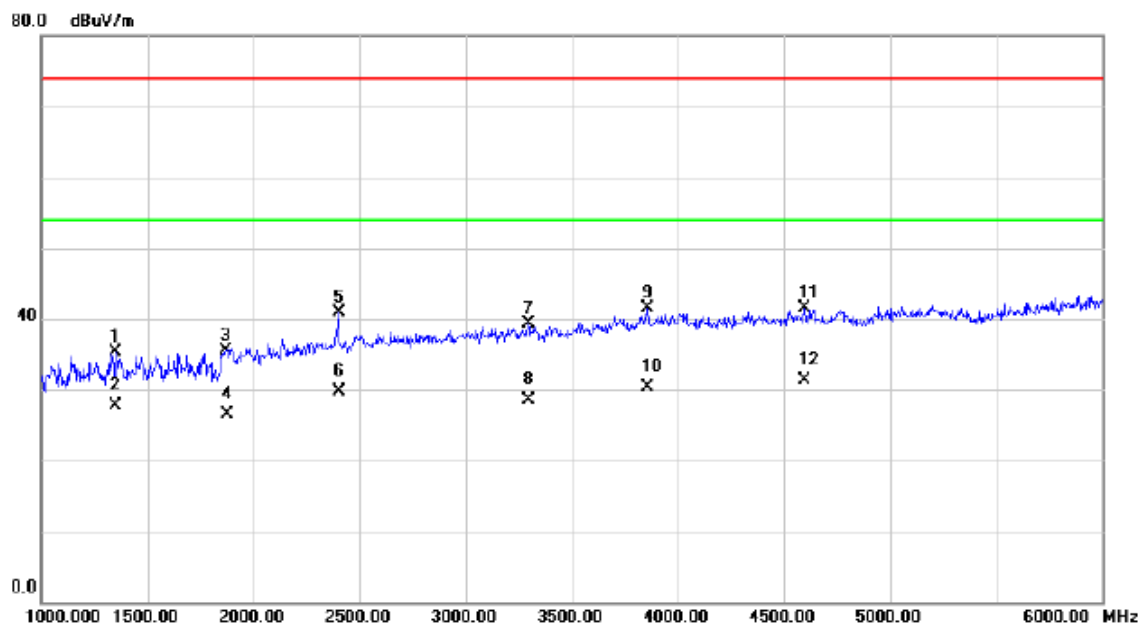
Vertical



No.	Mk.	Freq. MHz	Reading Level dBuV	Correct Factor dB	Measure- ment dBuV/m	Limit dBuV/m	Margin dB	Detector	Comment
1		1250.000	39.45	-4.55	34.90	74.00	-39.10	peak	
2		1250.000	30.17	-4.55	25.62	54.00	-28.38	AVG	
3		1677.500	39.48	-3.52	35.96	74.00	-38.04	peak	
4		1677.500	27.68	-3.52	24.16	54.00	-29.84	AVG	
5	*	2470.000	61.67	-0.50	61.17	74.00	-12.83	peak	
6		2470.000	37.37	-0.50	36.87	54.00	-17.13	AVG	
7		3442.500	36.61	2.76	39.37	74.00	-34.63	peak	
8		3442.500	27.47	2.76	30.23	54.00	-23.77	AVG	
9		3862.500	36.94	4.37	41.31	74.00	-32.69	peak	
10		3862.500	25.50	4.37	29.87	54.00	-24.13	AVG	
11		4805.000	35.19	6.65	41.84	74.00	-32.16	peak	
12		4805.000	24.38	6.65	31.03	54.00	-22.97	AVG	

Test Voltage:	AC 120V/60Hz
Test Mode:	Adapter+Idle+BT+WIFI+GPS+playing+Earphone
Note:	Adapter: PHITEK +USB Cable: HONGLIN + Battery: SCUD + Earphone: QUANCHENG / 1311-3291-3.5mm-178

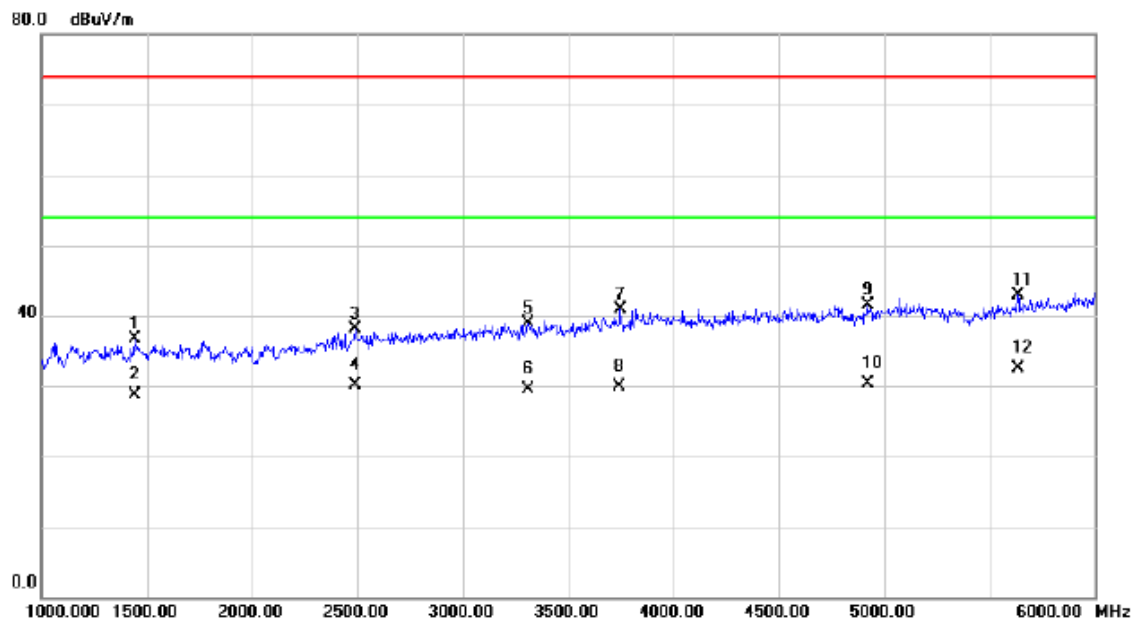
Horizontal



No.	Mk.	Freq. MHz	Reading Level dBuV	Correct Factor dB	Measure- ment dBuV/m	Limit dBuV/m	Margin dB	Detector	Comment
1		1352.500	39.60	-4.23	35.37	74.00	-38.63	peak	
2		1352.500	31.85	-4.23	27.62	54.00	-26.38	AVG	
3		1872.500	38.77	-3.23	35.54	74.00	-38.46	peak	
4		1872.500	29.71	-3.23	26.48	54.00	-27.52	AVG	
5		2400.000	41.74	-0.88	40.86	74.00	-33.14	peak	
6		2400.000	30.64	-0.88	29.76	54.00	-24.24	AVG	
7		3297.500	37.05	2.34	39.39	74.00	-34.61	peak	
8		3297.500	26.22	2.34	28.56	54.00	-25.44	AVG	
9		3855.000	37.16	4.35	41.51	74.00	-32.49	peak	
10		3855.000	25.99	4.35	30.34	54.00	-23.66	AVG	
11		4597.500	35.49	5.97	41.46	74.00	-32.54	peak	
12	*	4597.500	25.30	5.97	31.27	54.00	-22.73	AVG	

Test Voltage:	AC 120V/60Hz
Test Mode:	Adapter+Idle+BT+WIFI+GPS+playing+Earphone
Note:	Adapter: PHITEK +USB Cable: HONGLIN + Battery: Sunwoda + Earphone: QUANCHENG / 1293#+3283# 3.5MM-150

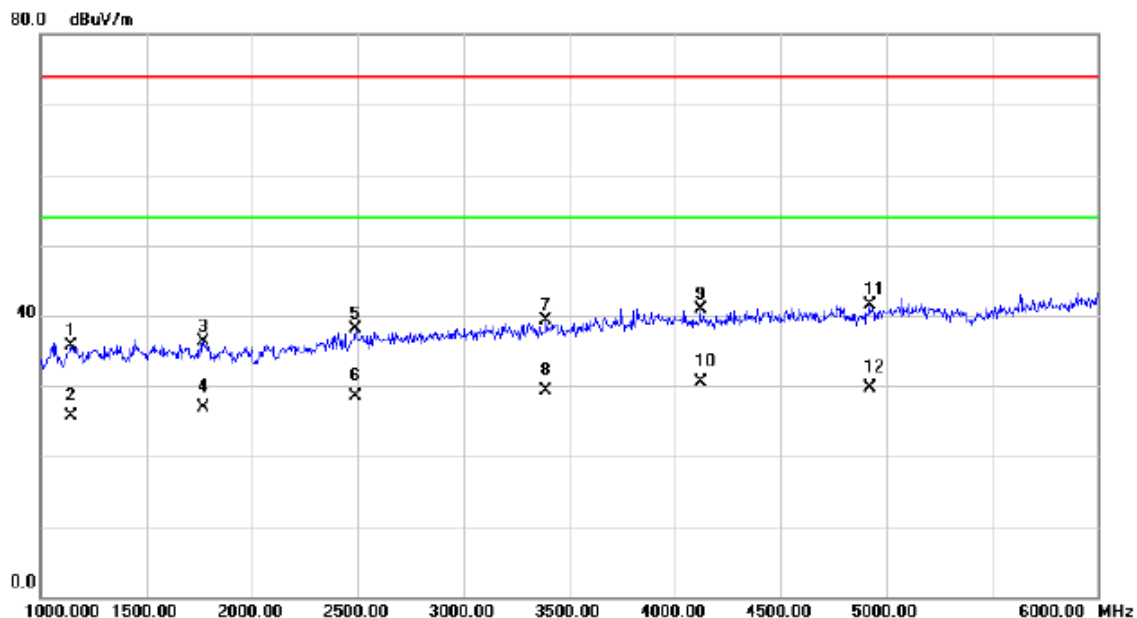
Vertical



No.	Mk.	Freq. MHz	Reading Level dBuV	Correct Factor dB	Measure- ment dBuV/m	Limit dBuV/m	Margin dB	Detector	Comment
1		1440.000	40.72	-3.95	36.77	74.00	-37.23	peak	
2		1440.000	32.57	-3.95	28.62	54.00	-25.38	AVG	
3		2490.000	38.41	-0.39	38.02	74.00	-35.98	peak	
4		2490.000	30.51	-0.39	30.12	54.00	-23.88	AVG	
5		3312.500	36.53	2.39	38.92	74.00	-35.08	peak	
6		3312.500	27.07	2.39	29.46	54.00	-24.54	AVG	
7		3747.500	36.97	3.92	40.89	74.00	-33.11	peak	
8		3747.500	25.94	3.92	29.86	54.00	-24.14	AVG	
9		4922.500	34.52	7.03	41.55	74.00	-32.45	peak	
10		4922.500	23.22	7.03	30.25	54.00	-23.75	AVG	
11		5635.000	34.28	8.54	42.82	74.00	-31.18	peak	
12	*	5635.000	23.87	8.54	32.41	54.00	-21.59	AVG	

Test Voltage:	AC 120V/60Hz
Test Mode:	Adapter+Idle+BT+WIFI+GPS+playing+Earphone
Note:	Adapter: PHITEK +USB Cable: HONGLIN + Battery: Sunwoda + Earphone: QUANCHENG / 1293#+3283# 3.5MM-150

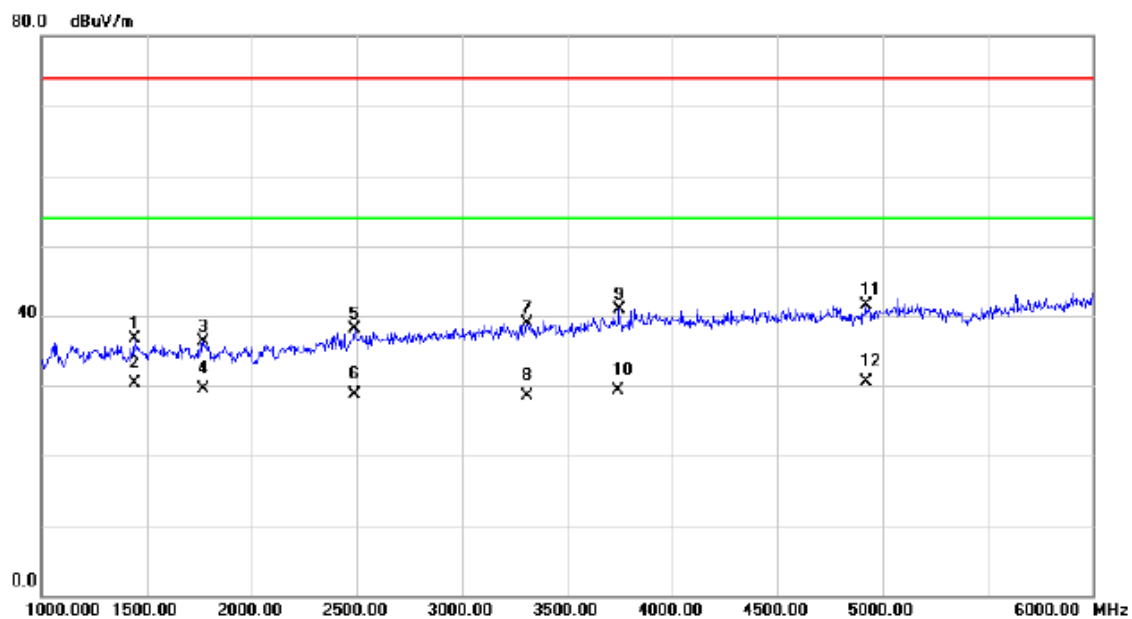
Horizontal



No.	Mk.	Freq. MHz	Reading Level dBuV	Correct Factor dB	Measure- ment dBuV/m	Limit dBuV/m	Margin dB	Detector	Comment
1		1142.500	40.58	-4.89	35.69	74.00	-38.31	peak	
2		1142.500	30.53	-4.89	25.64	54.00	-28.36	AVG	
3		1772.500	39.67	-3.37	36.30	74.00	-37.70	peak	
4		1772.500	30.24	-3.37	26.87	54.00	-27.13	AVG	
5		2490.000	38.41	-0.39	38.02	74.00	-35.98	peak	
6		2490.000	28.85	-0.39	28.46	54.00	-25.54	AVG	
7		3390.000	36.68	2.62	39.30	74.00	-34.70	peak	
8		3390.000	26.73	2.62	29.35	54.00	-24.65	AVG	
9		4120.000	35.72	5.09	40.81	74.00	-33.19	peak	
10	*	4120.000	25.48	5.09	30.57	54.00	-23.43	AVG	
11		4922.500	34.52	7.03	41.55	74.00	-32.45	peak	
12		4922.500	22.72	7.03	29.75	54.00	-24.25	AVG	

Test Voltage:	AC 120V/60Hz
Test Mode:	Adapter+Idle+BT+WIFI+GPS+playing+speaker
Note:	Adapter: PHITEK +USB Cable: HONGLIN + Battery: Sunwoda + Earphone: Lianchuang / MEMD1632B580A00

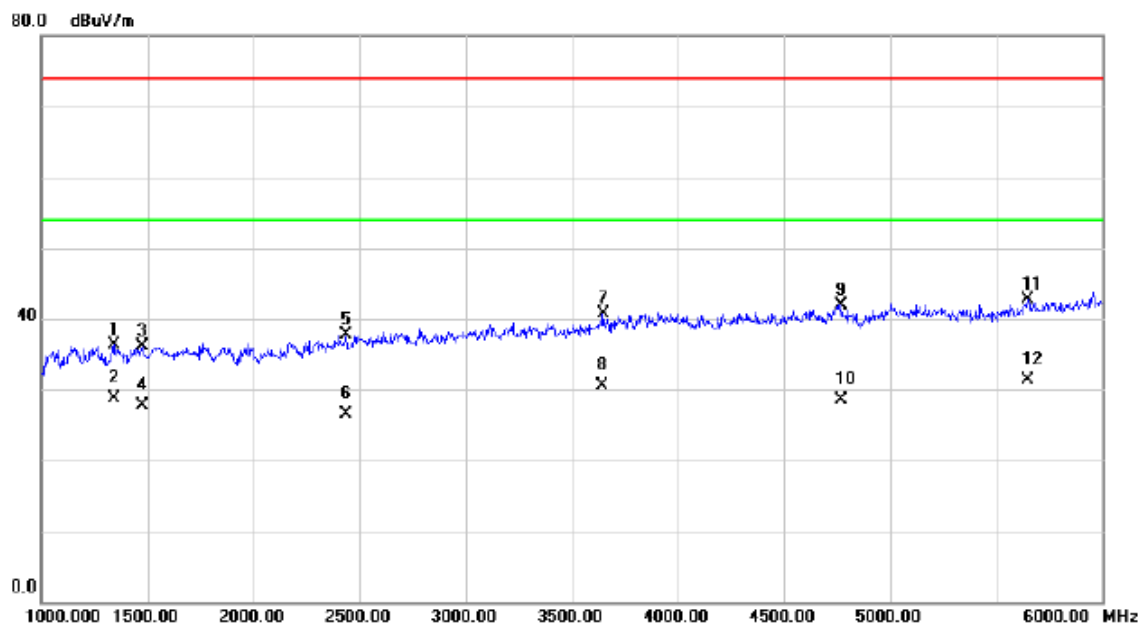
Vertical



No.	Mk.	Freq. MHz	Reading Level dBuV	Correct Factor dB	Measure- ment dBuV/m	Limit dBuV/m	Margin dB	Detector	Comment
1		1440.000	40.72	-3.95	36.77	74.00	-37.23	peak	
2		1440.000	34.17	-3.95	30.22	54.00	-23.78	AVG	
3		1772.500	39.67	-3.37	36.30	74.00	-37.70	peak	
4		1772.500	32.91	-3.37	29.54	54.00	-24.46	AVG	
5		2490.000	38.41	-0.39	38.02	74.00	-35.98	peak	
6		2490.000	29.03	-0.39	28.64	54.00	-25.36	AVG	
7		3312.500	36.53	2.39	38.92	74.00	-35.08	peak	
8		3312.500	26.17	2.39	28.56	54.00	-25.44	AVG	
9		3747.500	36.97	3.92	40.89	74.00	-33.11	peak	
10		3747.500	25.45	3.92	29.37	54.00	-24.63	AVG	
11		4922.500	34.52	7.03	41.55	74.00	-32.45	peak	
12	*	4922.500	23.42	7.03	30.45	54.00	-23.55	AVG	

Test Voltage:	AC 120V/60Hz
Test Mode:	Adapter+Idle+BT+WIFI+GPS+playing+speaker
Note:	Adapter: PHITEK +USB Cable: HONGLIN + Battery: Sunwoda + Earphone: Lianchuang / MEMD1632B580A00

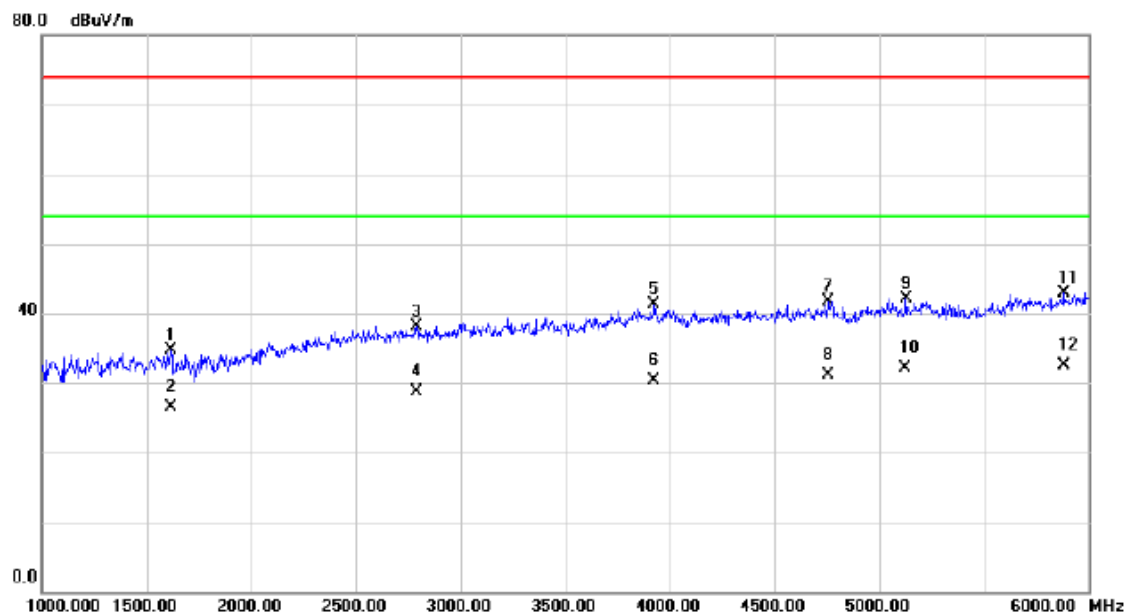
Horizontal



No.	Mk.	Freq. MHz	Reading Level dBuV	Correct Factor dB	Measure- ment dBuV/m	Limit dBuV/m	Margin dB	Detector	Comment
1		1342.500	40.62	-4.26	36.36	74.00	-37.64	peak	
2		1342.500	32.88	-4.26	28.62	54.00	-25.38	AVG	
3		1475.000	40.02	-3.84	36.18	74.00	-37.82	peak	
4		1475.000	31.46	-3.84	27.62	54.00	-26.38	AVG	
5		2435.000	38.37	-0.69	37.68	74.00	-36.32	peak	
6		2435.000	27.28	-0.69	26.59	54.00	-27.41	AVG	
7		3647.500	37.13	3.52	40.65	74.00	-33.35	peak	
8		3647.500	26.90	3.52	30.42	54.00	-23.58	AVG	
9		4772.500	35.36	6.55	41.91	74.00	-32.09	peak	
10		4772.500	22.01	6.55	28.56	54.00	-25.44	AVG	
11		5650.000	34.05	8.60	42.65	74.00	-31.35	peak	
12	*	5650.000	22.80	8.60	31.40	54.00	-22.60	AVG	

Test Voltage:	AC 120V/60Hz
Test Mode:	Adapter+Idle+BT+WIFI+GPS+Camera on
Note:	Adapter: PHITEK +USB Cable: HONGLIN + Battery: Sunwoda + Earphone: Lianchuang / MEMD1632B580A00

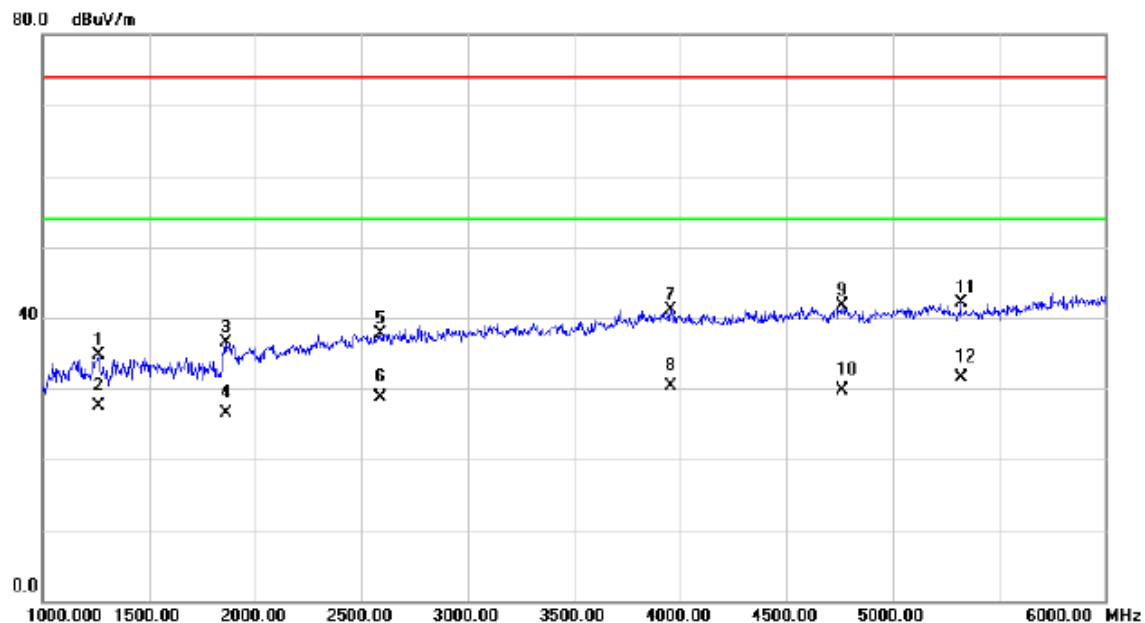
Vertical



No.	Mk.	Freq. MHz	Reading Level dBuV	Correct Factor dB	Measure- ment dBuV/m	Limit dBuV/m	Margin dB	Detector	Comment
1		1615.000	38.22	-3.60	34.62	74.00	-39.38	peak	
2		1615.000	30.05	-3.60	26.45	54.00	-27.55	AVG	
3		2792.500	37.37	0.72	38.09	74.00	-35.91	peak	
4		2792.500	27.93	0.72	28.65	54.00	-25.35	AVG	
5		3925.000	36.61	4.63	41.24	74.00	-32.76	peak	
6		3925.000	25.70	4.63	30.33	54.00	-23.67	AVG	
7		4755.000	35.15	6.48	41.63	74.00	-32.37	peak	
8		4755.000	24.57	6.48	31.05	54.00	-22.95	AVG	
9		5127.500	34.70	7.47	42.17	74.00	-31.83	peak	
10		5127.500	24.68	7.47	32.15	54.00	-21.85	AVG	
11		5880.000	33.40	9.52	42.92	74.00	-31.08	peak	
12	*	5880.000	22.95	9.52	32.47	54.00	-21.53	AVG	

Test Voltage:	AC 120V/60Hz
Test Mode:	Adapter+Idle+BT+WIFI+GPS+Camera on
Note:	Adapter: PHITEK +USB Cable: HONGLIN + Battery: Sunwoda + Earphone: Lianchuang / MEMD1632B580A00

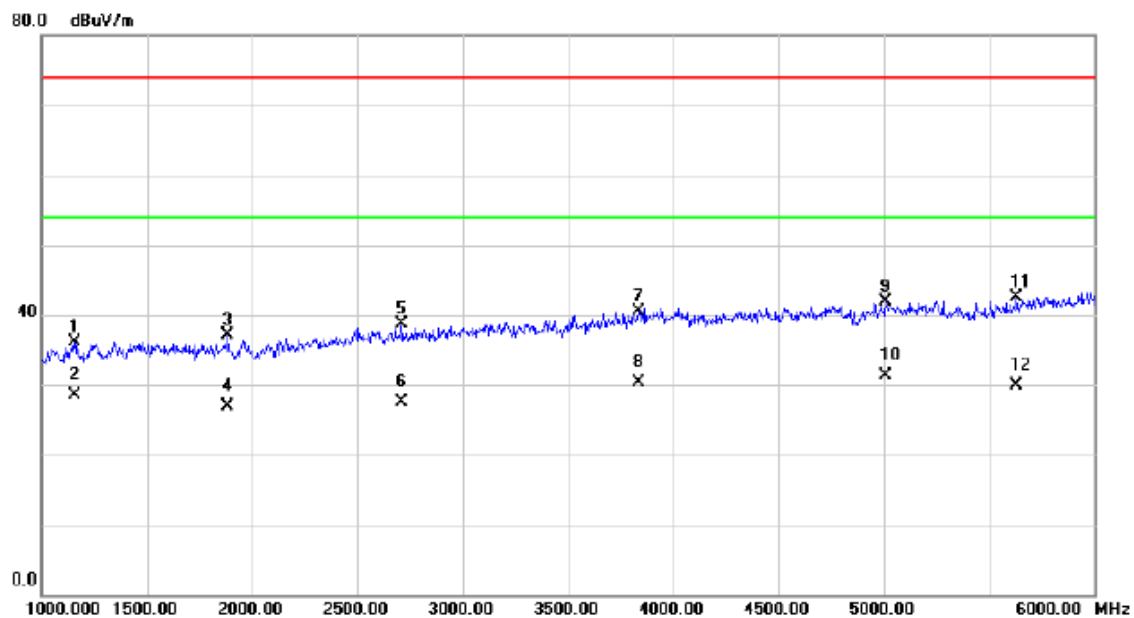
Horizontal



No.	Mk.	Freq. MHz	Reading Level dBuV	Correct Factor dB	Measure- ment dBuV/m	Limit dBuV/m	Margin dB	Detector	Comment
1		1260.000	39.15	-4.52	34.63	74.00	-39.37	peak	
2		1260.000	32.06	-4.52	27.54	54.00	-26.46	AVG	
3		1860.000	39.68	-3.25	36.43	74.00	-37.57	peak	
4		1860.000	29.79	-3.25	26.54	54.00	-27.46	AVG	
5		2590.000	37.72	-0.01	37.71	74.00	-36.29	peak	
6		2590.000	28.68	-0.01	28.67	54.00	-25.33	AVG	
7		3957.500	36.45	4.75	41.20	74.00	-32.80	peak	
8		3957.500	25.50	4.75	30.25	54.00	-23.75	AVG	
9		4762.500	35.21	6.51	41.72	74.00	-32.28	peak	
10		4762.500	23.13	6.51	29.64	54.00	-24.36	AVG	
11		5320.000	34.40	7.75	42.15	74.00	-31.85	peak	
12	*	5320.000	23.67	7.75	31.42	54.00	-22.58	AVG	

Test Voltage:	AC 120V/60Hz
Test Mode:	Adapter+GSM+BT+WIFI+GPS
Note:	Adapter: PHITEK +USB Cable: HONGLIN + Battery: Sunwoda + Earphone: Lianchuang / MEMD1632B580A00

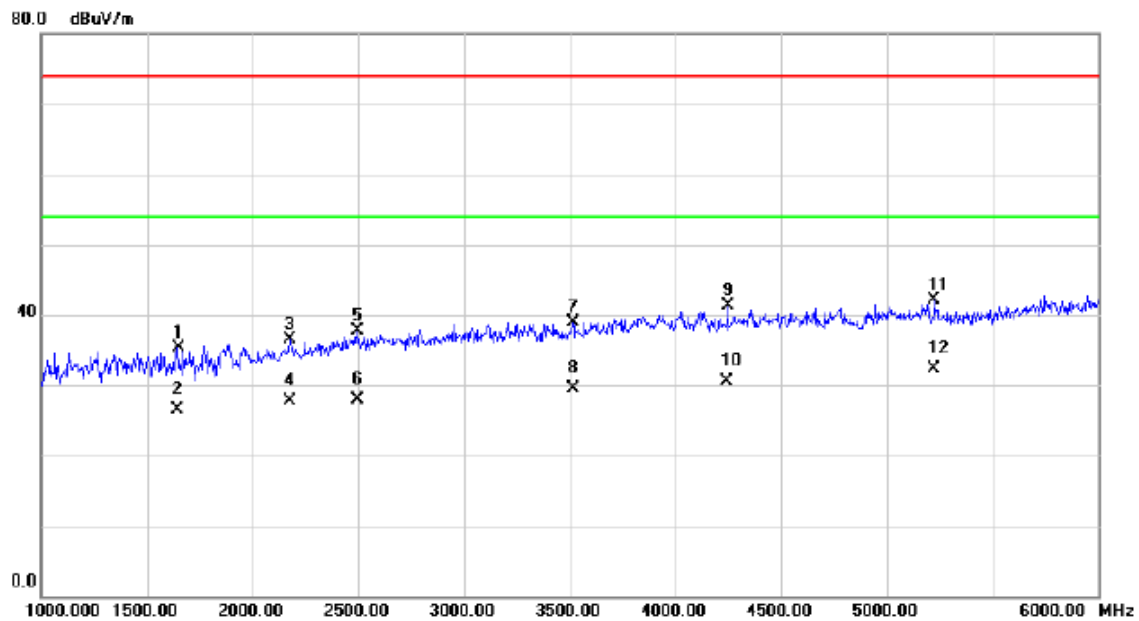
Vertical



No.	Mk.	Freq. MHz	Reading Level dBuV	Correct Factor dB	Measure- ment dBuV/m	Limit dBuV/m	Margin dB	Detector	Comment
1		1155.000	40.90	-4.85	36.05	74.00	-37.95	peak	
2		1155.000	33.31	-4.85	28.46	54.00	-25.54	AVG	
3		1885.000	40.27	-3.22	37.05	74.00	-36.95	peak	
4		1885.000	30.06	-3.22	26.84	54.00	-27.16	AVG	
5		2712.500	38.28	0.43	38.71	74.00	-35.29	peak	
6		2712.500	27.11	0.43	27.54	54.00	-26.46	AVG	
7		3837.500	36.26	4.27	40.53	74.00	-33.47	peak	
8		3837.500	25.98	4.27	30.25	54.00	-23.75	AVG	
9		5012.500	34.66	7.31	41.97	74.00	-32.03	peak	
10	*	5012.500	23.93	7.31	31.24	54.00	-22.76	AVG	
11		5630.000	34.03	8.52	42.55	74.00	-31.45	peak	
12		5630.000	21.33	8.52	29.85	54.00	-24.15	AVG	

Test Voltage:	AC 120V/60Hz
Test Mode:	Adapter+GSM+BT+WIFI+GPS
Note:	Adapter: PHITEK +USB Cable: HONGLIN + Battery: Sunwoda + Earphone: Lianchuang / MEMD1632B580A00

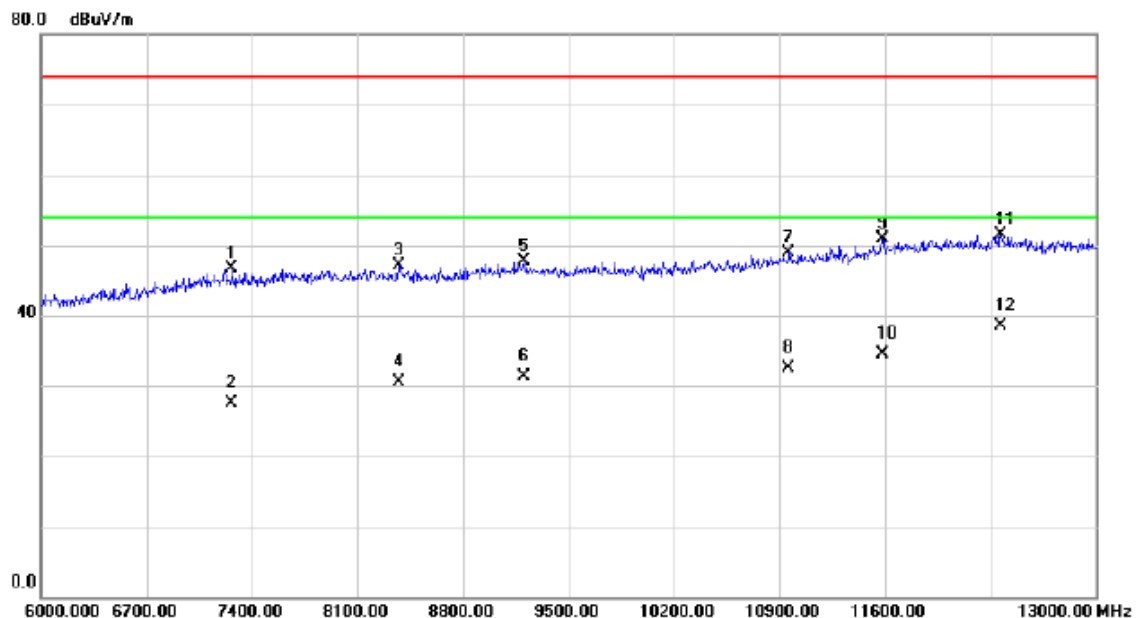
Horizontal



No.	Mk.	Freq.	Reading Level	Correct Factor	Measurement	Limit	Margin	
		MHz	dBuV	dB	dBuV/m	dBuV/m	dB	Detector Comment
1		1647.500	38.89	-3.55	35.34	74.00	-38.66	peak
2		1647.500	30.13	-3.55	26.58	54.00	-27.42	AVG
3		2175.000	38.56	-2.10	36.46	74.00	-37.54	peak
4		2175.000	29.74	-2.10	27.64	54.00	-26.36	AVG
5		2497.500	38.00	-0.35	37.65	74.00	-36.35	peak
6		2497.500	28.24	-0.35	27.89	54.00	-26.11	AVG
7		3515.000	35.93	3.00	38.93	74.00	-35.07	peak
8		3515.000	26.53	3.00	29.53	54.00	-24.47	AVG
9		4247.500	36.04	5.29	41.33	74.00	-32.67	peak
10		4247.500	25.14	5.29	30.43	54.00	-23.57	AVG
11		5225.000	34.53	7.60	42.13	74.00	-31.87	peak
12	*	5225.000	24.65	7.60	32.25	54.00	-21.75	AVG

Test Voltage:	AC 120V/60Hz
Test Mode:	Adapter+GSM+BT+WIFI+GPS
Note:	Adapter: PHITEK +USB Cable: HONGLIN + Battery: Sunwoda + Earphone: Lianchuang / MEMD1632B580A00

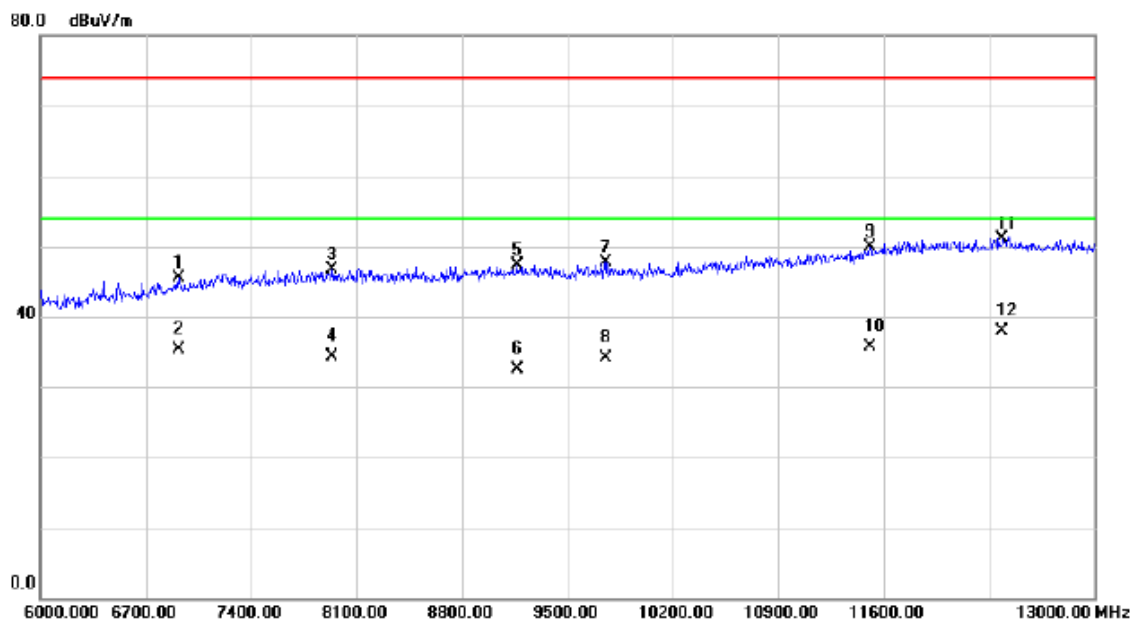
Vertical



No.	Mk.	Freq. MHz	Reading Level dBuV	Correct Factor dB	Measure- ment dBuV/m	Limit dBuV/m	Margin dB	Detector	Comment
1		7267.000	33.20	13.49	46.69	74.00	-27.31	peak	
2		7267.000	13.96	13.49	27.45	54.00	-26.55	AVG	
3		8373.000	32.72	14.45	47.17	74.00	-26.83	peak	
4		8373.000	16.07	14.45	30.52	54.00	-23.48	AVG	
5		9206.000	32.39	15.36	47.75	74.00	-26.25	peak	
6		9206.000	15.90	15.36	31.26	54.00	-22.74	AVG	
7		10963.00	31.13	17.87	49.00	74.00	-25.00	peak	
8		10963.00	14.70	17.87	32.57	54.00	-21.43	AVG	
9		11586.00	31.22	19.69	50.91	74.00	-23.09	peak	
10		11586.00	14.85	19.69	34.54	54.00	-19.46	AVG	
11		12373.50	30.58	20.88	51.46	74.00	-22.54	peak	
12	*	12373.50	17.57	20.88	38.45	54.00	-15.55	AVG	

Test Voltage:	AC 120V/60Hz
Test Mode:	Adapter+GSM+BT+WIFI+GPS
Note:	Adapter: PHITEK +USB Cable: HONGLIN + Battery: Sunwoda + Earphone: Lianchuang / MEMD1632B580A00

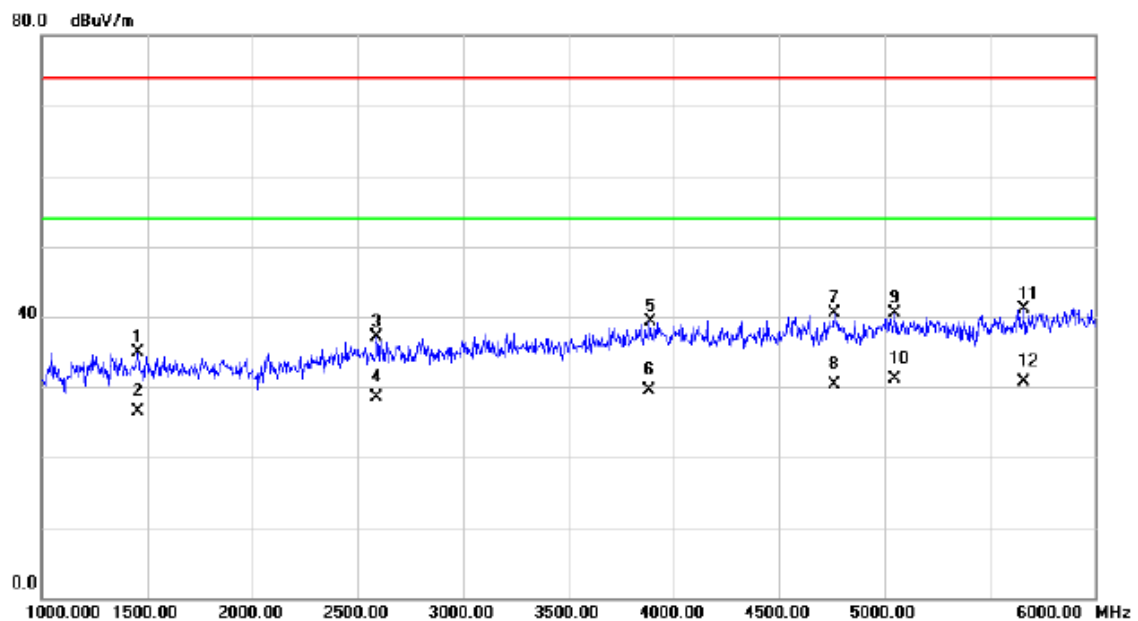
Horizontal



No.	Mk.	Freq. MHz	Reading Level dBuV	Correct Factor dB	Measure- ment dBuV/m	Limit dBuV/m	Margin dB	Detector	Comment
1		6920.500	32.59	12.82	45.41	74.00	-28.59	peak	
2		6920.500	22.44	12.82	35.26	54.00	-18.74	AVG	
3		7939.000	32.26	14.40	46.66	74.00	-27.34	peak	
4		7939.000	19.84	14.40	34.24	54.00	-19.76	AVG	
5		9164.000	31.93	15.37	47.30	74.00	-26.70	peak	
6		9164.000	17.20	15.37	32.57	54.00	-21.43	AVG	
7		9752.000	32.39	15.40	47.79	74.00	-26.21	peak	
8		9752.000	18.75	15.40	34.15	54.00	-19.85	AVG	
9		11509.00	30.36	19.48	49.84	74.00	-24.16	peak	
10		11509.00	16.28	19.48	35.76	54.00	-18.24	AVG	
11		12391.00	30.26	20.89	51.15	74.00	-22.85	peak	
12	*	12391.00	17.00	20.89	37.89	54.00	-16.11	AVG	

Test Voltage:	AC 120V/60Hz
Test Mode:	Adapter+WCDMA+BT+WIFI+GPS
Note:	Adapter: PHITEK +USB Cable: HONGLIN + Battery: Sunwoda + Earphone: Lianchuang / MEMD1632B580A00

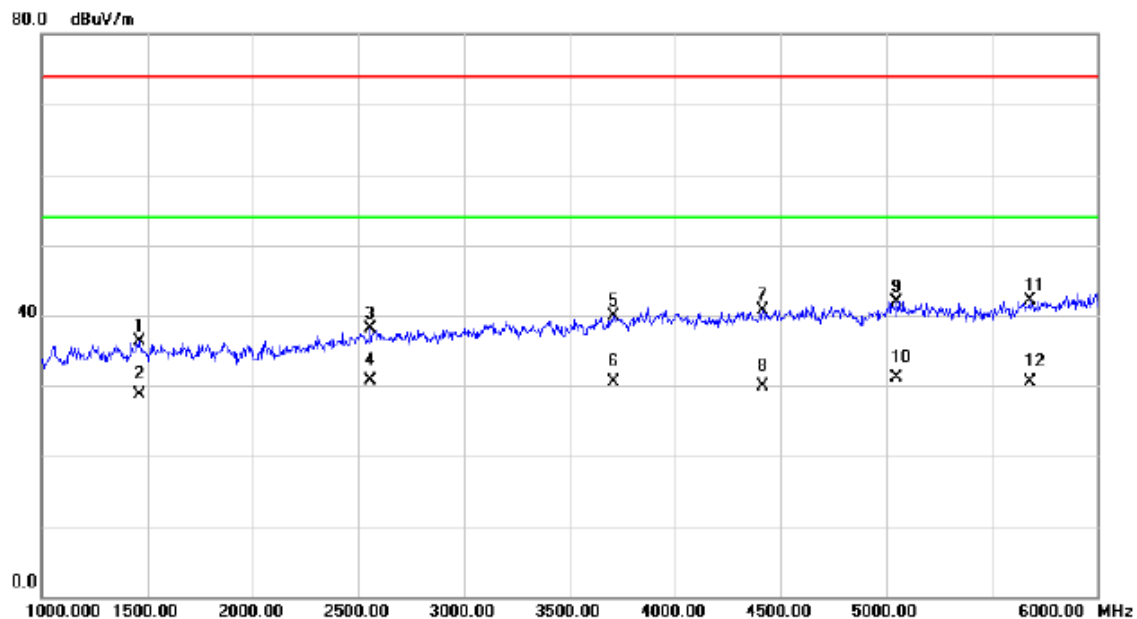
Vertical



No.	Mk.	Freq. MHz	Reading Level dBuV	Correct Factor dB	Measure- ment dBuV/m	Limit dBuV/m	Margin dB	Detector	Comment
1		1457.500	38.72	-3.89	34.83	74.00	-39.17	peak	
2		1457.500	30.47	-3.89	26.58	54.00	-27.42	AVG	
3		2592.500	37.17	0.00	37.17	74.00	-36.83	peak	
4		2592.500	28.47	0.00	28.47	54.00	-25.53	AVG	
5		3887.500	34.80	4.47	39.27	74.00	-34.73	peak	
6		3887.500	25.09	4.47	29.56	54.00	-24.44	AVG	
7		4760.000	33.92	6.50	40.42	74.00	-33.58	peak	
8		4760.000	23.85	6.50	30.35	54.00	-23.65	AVG	
9		5052.500	33.09	7.37	40.46	74.00	-33.54	peak	
10	*	5052.500	23.67	7.37	31.04	54.00	-22.96	AVG	
11		5665.000	32.41	8.66	41.07	74.00	-32.93	peak	
12		5665.000	22.10	8.66	30.76	54.00	-23.24	AVG	

Test Voltage:	AC 120V/60Hz
Test Mode:	Adapter+WCDMA+BT+WIFI+GPS
Note:	Adapter: PHITEK +USB Cable: HONGLIN + Battery: Sunwoda + Earphone: Lianchuang / MEMD1632B580A00

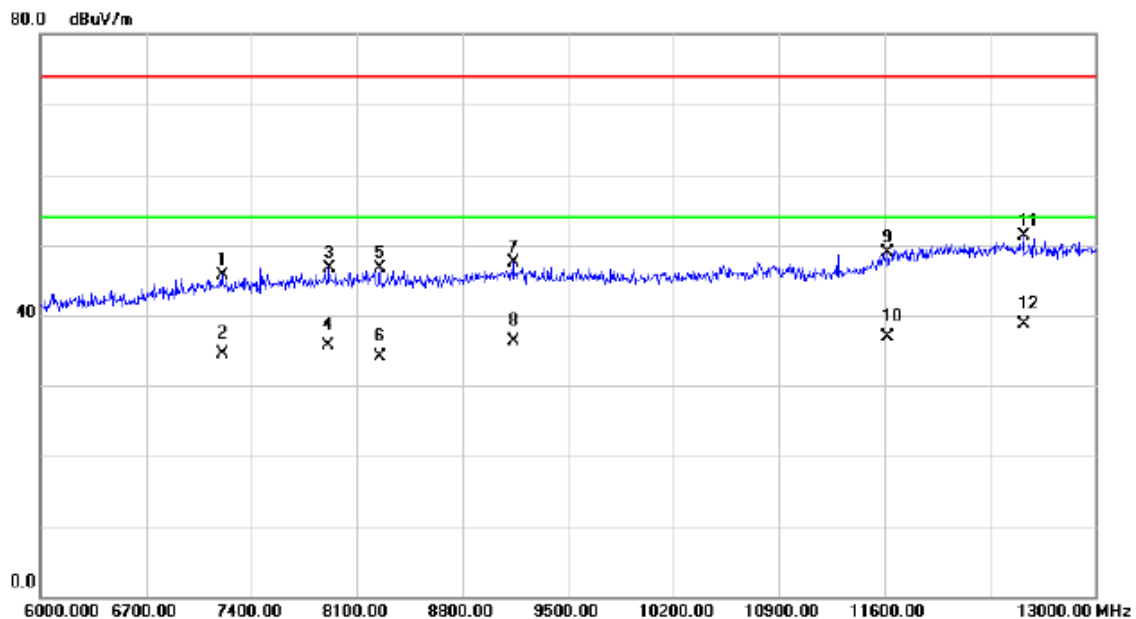
Horizontal



No.	Mk.	Freq. MHz	Reading Level dBuV	Correct Factor dB	Measure- ment dBuV/m	Limit dBuV/m	Margin dB	Detector	Comment
1		1462.500	40.25	-3.89	36.36	74.00	-37.64	peak	
2		1462.500	32.65	-3.89	28.76	54.00	-25.24	AVG	
3		2557.500	38.15	-0.12	38.03	74.00	-35.97	peak	
4		2557.500	30.74	-0.12	30.62	54.00	-23.38	AVG	
5		3710.000	36.10	3.77	39.87	74.00	-34.13	peak	
6		3710.000	26.64	3.77	30.41	54.00	-23.59	AVG	
7		4415.000	35.25	5.52	40.77	74.00	-33.23	peak	
8		4415.000	24.35	5.52	29.87	54.00	-24.13	AVG	
9		5050.000	34.54	7.36	41.90	74.00	-32.10	peak	
10	*	5050.000	23.66	7.36	31.02	54.00	-22.98	AVG	
11		5682.500	33.42	8.72	42.14	74.00	-31.86	peak	
12		5682.500	21.81	8.72	30.53	54.00	-23.47	AVG	

Test Voltage:	AC 120V/60Hz
Test Mode:	Adapter+WCDMA+BT+WIFI+GPS
Note:	Adapter: PHITEK +USB Cable: HONGLIN + Battery: Sunwoda + Earphone: Lianchuang / MEMD1632B580A00

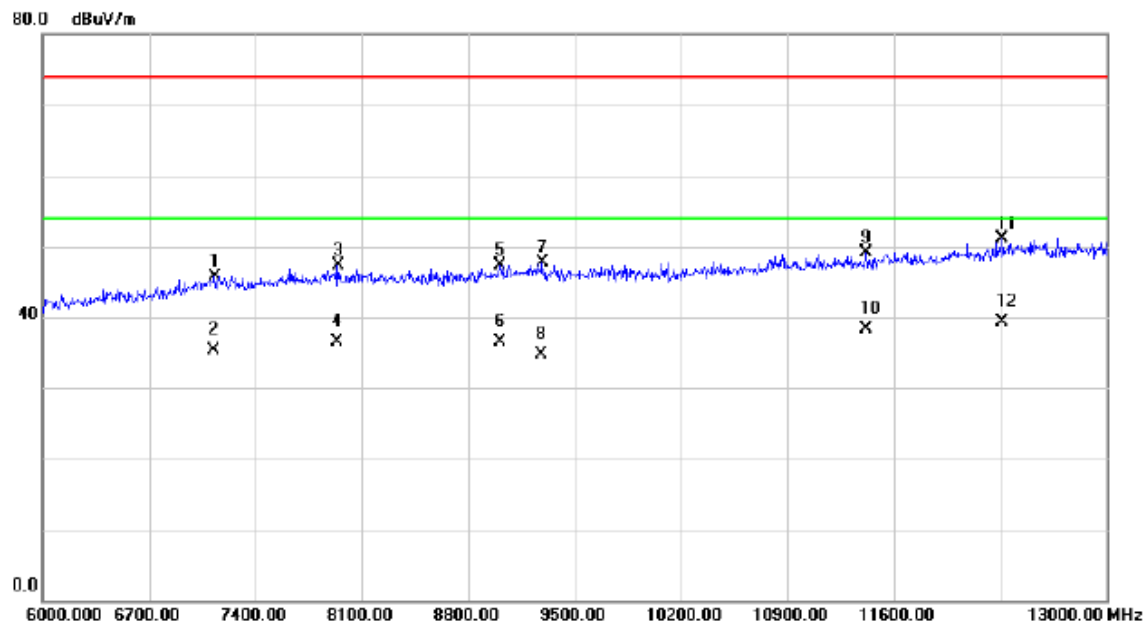
Vertical



No.	Mk.	Freq. MHz	Reading Level dBuV	Correct Factor dB	Measure- ment dBuV/m	Limit dBuV/m	Margin dB	Detector	Comment
1		7207.500	32.20	13.41	45.61	74.00	-28.39	peak	
2		7207.500	21.17	13.41	34.58	54.00	-19.42	AVG	
3		7914.500	32.27	14.37	46.64	74.00	-27.36	peak	
4		7914.500	21.25	14.37	35.62	54.00	-18.38	AVG	
5		8257.500	32.23	14.46	46.69	74.00	-27.31	peak	
6		8257.500	19.69	14.46	34.15	54.00	-19.85	AVG	
7		9139.500	32.05	15.36	47.41	74.00	-26.59	peak	
8		9139.500	20.87	15.36	36.23	54.00	-17.77	AVG	
9		11621.00	29.17	19.79	48.96	74.00	-25.04	peak	
10		11621.00	17.05	19.79	36.84	54.00	-17.16	AVG	
11		12524.00	30.29	20.94	51.23	74.00	-22.77	peak	
12	*	12524.00	17.83	20.94	38.77	54.00	-15.23	AVG	

Test Voltage:	AC 120V/60Hz
Test Mode:	Adapter+WCDMA+BT+WIFI+GPS
Note:	Adapter: PHITEK +USB Cable: HONGLIN + Battery: Sunwoda + Earphone: Lianchuang / MEMD1632B580A00

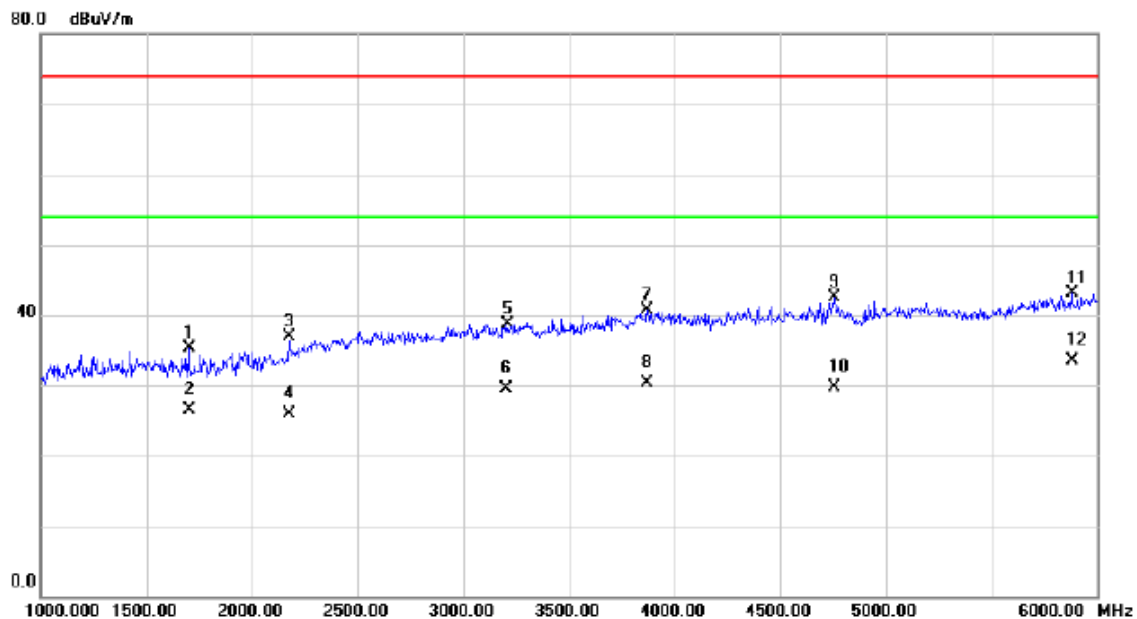
Horizontal



No.	Mk.	Freq. MHz	Reading Level dBuV	Correct Factor dB	Measure- ment dBuV/m	Limit dBuV/m	Margin dB	Detector	Comment
1		7130.500	32.47	13.32	45.79	74.00	-28.21	peak	
2		7130.500	21.89	13.32	35.21	54.00	-18.79	AVG	
3		7942.500	32.94	14.40	47.34	74.00	-26.66	peak	
4		7942.500	22.02	14.40	36.42	54.00	-17.58	AVG	
5		9013.500	31.92	15.33	47.25	74.00	-26.75	peak	
6		9013.500	21.25	15.33	36.58	54.00	-17.42	AVG	
7		9286.500	32.39	15.38	47.77	74.00	-26.23	peak	
8		9286.500	19.37	15.38	34.75	54.00	-19.25	AVG	
9		11421.50	29.83	19.22	49.05	74.00	-24.95	peak	
10		11421.50	19.04	19.22	38.26	54.00	-15.74	AVG	
11		12317.50	30.17	20.88	51.05	74.00	-22.95	peak	
12	*	12317.50	18.37	20.88	39.25	54.00	-14.75	AVG	

Test Voltage:	AC 120V/60Hz
Test Mode:	Adapter+LTE+BT+WIFI+GPS
Note:	Adapter: PHITEK +USB Cable: HONGLIN + Battery: Sunwoda + Earphone: Lianchuang / MEMD1632B580A00

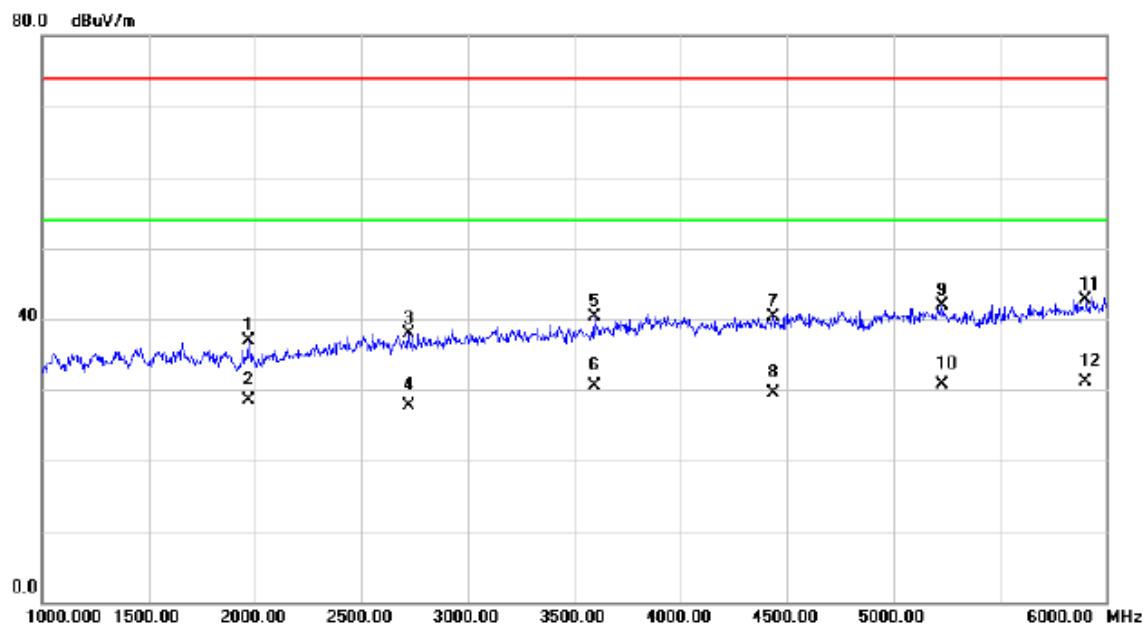
Vertical



No.	Mk.	Freq. MHz	Reading Level dBuV	Correct Factor dB	Measure- ment dBuV/m	Limit dBuV/m	Margin dB	Detector	Comment
1		1702.500	38.70	-3.48	35.22	74.00	-38.78	peak	
2		1702.500	30.02	-3.48	26.54	54.00	-27.46	AVG	
3		2177.500	38.93	-2.09	36.84	74.00	-37.16	peak	
4		2177.500	27.96	-2.09	25.87	54.00	-28.13	AVG	
5		3207.500	36.70	2.08	38.78	74.00	-35.22	peak	
6		3207.500	27.38	2.08	29.46	54.00	-24.54	AVG	
7		3870.000	36.33	4.40	40.73	74.00	-33.27	peak	
8		3870.000	25.91	4.40	30.31	54.00	-23.69	AVG	
9		4755.000	35.94	6.48	42.42	74.00	-31.58	peak	
10		4755.000	23.21	6.48	29.69	54.00	-24.31	AVG	
11		5880.000	33.57	9.52	43.09	74.00	-30.91	peak	
12	*	5880.000	24.02	9.52	33.54	54.00	-20.46	AVG	

Test Voltage:	AC 120V/60Hz
Test Mode:	Adapter+LTE+BT+WIFI+GPS
Note:	Adapter: PHITEK +USB Cable: HONGLIN + Battery: Sunwoda + Earphone: Lianchuang / MEMD1632B580A00

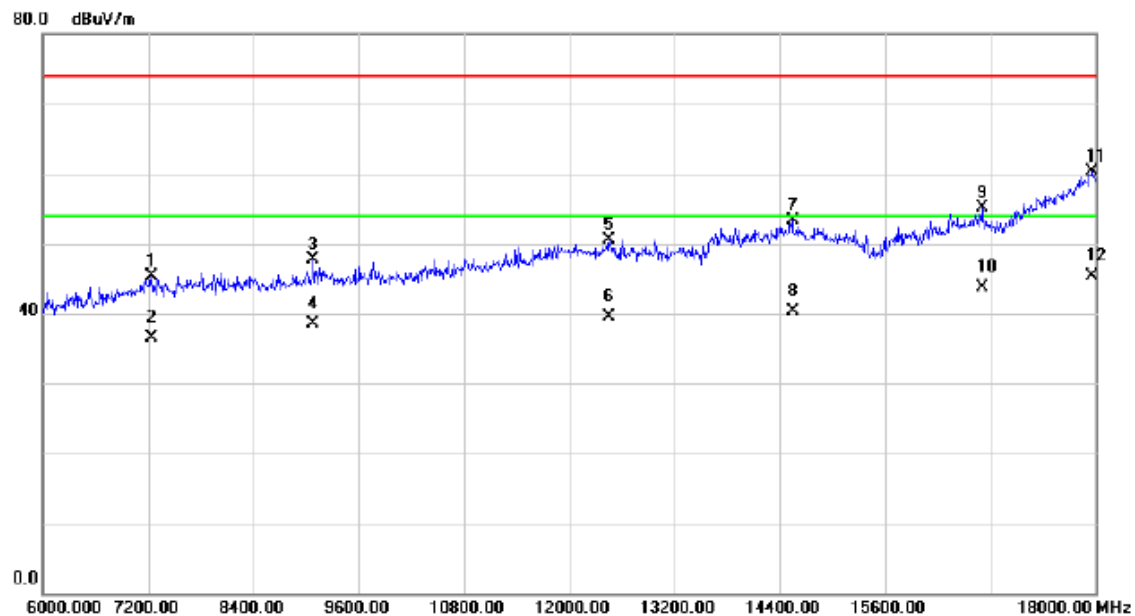
Horizontal



No.	Mk.	Freq. MHz	Reading Level dBuV	Correct Factor dB	Measure- ment dBuV/m	Limit dBuV/m	Margin dB	Detector	Comment
1		1972.500	39.97	-3.09	36.88	74.00	-37.12	peak	
2		1972.500	31.65	-3.09	28.56	54.00	-25.44	AVG	
3		2720.000	37.49	0.46	37.95	74.00	-36.05	peak	
4		2720.000	27.18	0.46	27.64	54.00	-26.36	AVG	
5		3595.000	37.09	3.31	40.40	74.00	-33.60	peak	
6		3595.000	27.23	3.31	30.54	54.00	-23.46	AVG	
7		4435.000	34.82	5.57	40.39	74.00	-33.61	peak	
8		4435.000	23.89	5.57	29.46	54.00	-24.54	AVG	
9		5230.000	34.20	7.61	41.81	74.00	-32.19	peak	
10		5230.000	23.15	7.61	30.76	54.00	-23.24	AVG	
11		5905.000	33.04	9.63	42.67	74.00	-31.33	peak	
12	*	5905.000	21.45	9.63	31.08	54.00	-22.92	AVG	

Test Voltage:	AC 120V/60Hz
Test Mode:	Adapter+LTE+BT+WIFI+GPS
Note:	Adapter: PHITEK +USB Cable: HONGLIN + Battery: Sunwoda + Earphone: Lianchuang / MEMD1632B580A00

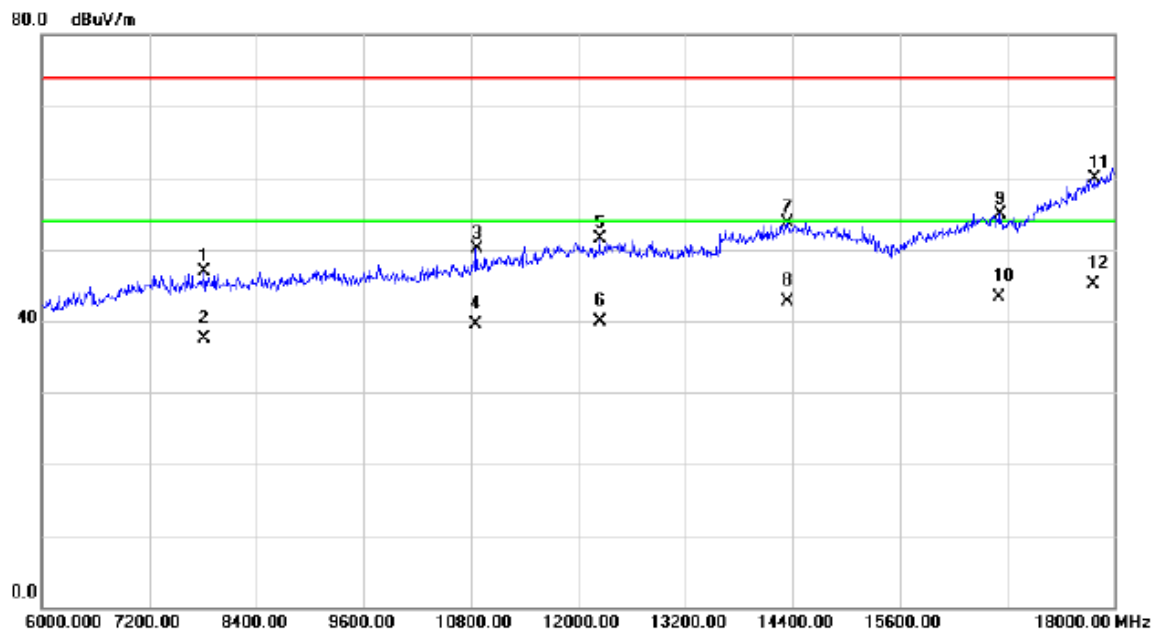
Vertical



No.	Mk.	Freq. MHz	Reading Level dBuV	Correct Factor dB	Measure- ment dBuV/m	Limit dBuV/m	Margin dB	Detector	Comment
1		7236.000	31.89	13.45	45.34	74.00	-28.66	peak	
2		7236.000	23.12	13.45	36.57	54.00	-17.43	AVG	
3		9084.000	32.42	15.34	47.76	74.00	-26.24	peak	
4		9084.000	23.11	15.34	38.45	54.00	-15.55	AVG	
5		12456.00	29.62	20.90	50.52	74.00	-23.48	peak	
6		12456.00	18.55	20.90	39.45	54.00	-14.55	AVG	
7		14550.00	29.91	23.38	53.29	74.00	-20.71	peak	
8		14550.00	16.87	23.38	40.25	54.00	-13.75	AVG	
9		16710.00	30.24	24.95	55.19	74.00	-18.81	peak	
10		16710.00	18.67	24.95	43.62	54.00	-10.38	AVG	
11		17964.00	28.95	31.34	60.29	74.00	-13.71	peak	
12	*	17964.00	13.92	31.34	45.26	54.00	-8.74	AVG	

Test Voltage:	AC 120V/60Hz
Test Mode:	Adapter+LTE+BT+WIFI+GPS
Note:	Adapter: PHITEK +USB Cable: HONGLIN + Battery: Sunwoda + Earphone: Lianchuang / MEMD1632B580A00

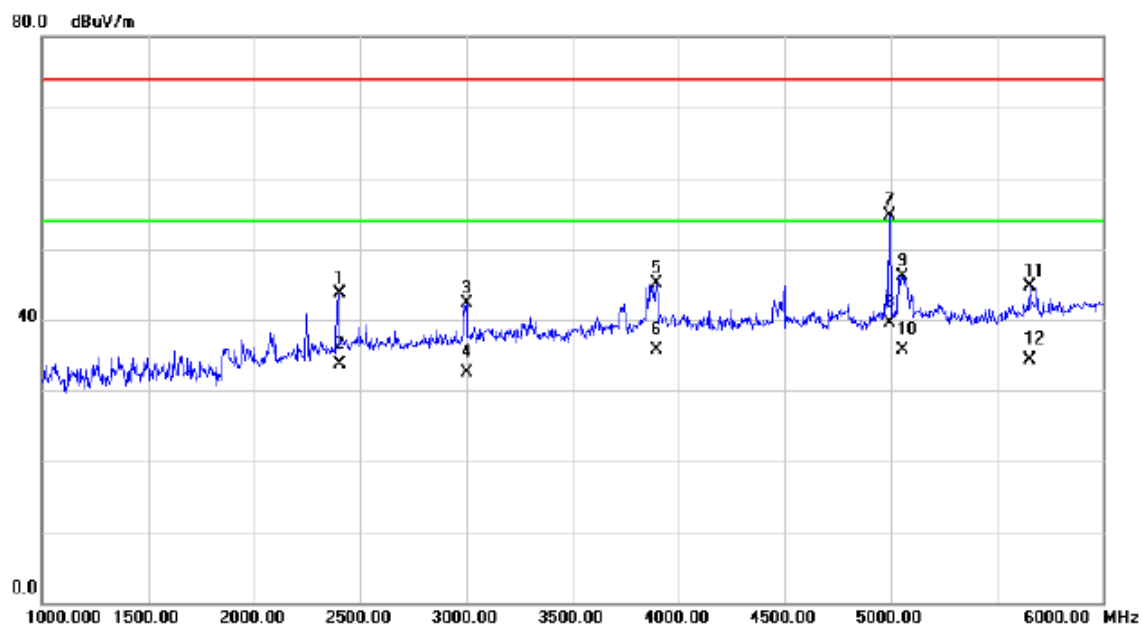
Horizontal



No.	Mk.	Freq. MHz	Reading Level dBuV	Correct Factor dB	Measure- ment dBuV/m	Limit dBuV/m	Margin dB	Detector	Comment
1		7812.000	32.77	14.21	46.98	74.00	-27.02	peak	
2		7812.000	23.33	14.21	37.54	54.00	-16.46	AVG	
3		10866.00	32.48	17.61	50.09	74.00	-23.91	peak	
4		10866.00	21.90	17.61	39.51	54.00	-14.49	AVG	
5		12240.00	30.61	20.86	51.47	74.00	-22.53	peak	
6		12240.00	19.01	20.86	39.87	54.00	-14.13	AVG	
7		14346.00	30.49	23.17	53.66	74.00	-20.34	peak	
8		14346.00	19.46	23.17	42.63	54.00	-11.37	AVG	
9		16722.00	29.94	24.96	54.90	74.00	-19.10	peak	
10		16722.00	18.31	24.96	43.27	54.00	-10.73	AVG	
11		17778.00	29.81	30.05	59.86	74.00	-14.14	peak	
12	*	17778.00	15.00	30.05	45.05	54.00	-8.95	AVG	

Test Voltage:	AC 120V/60Hz
Test Mode:	USB copy(EUT with PC)+BT+WIFI+GPS
Note:	USB Cable: HONGLIN

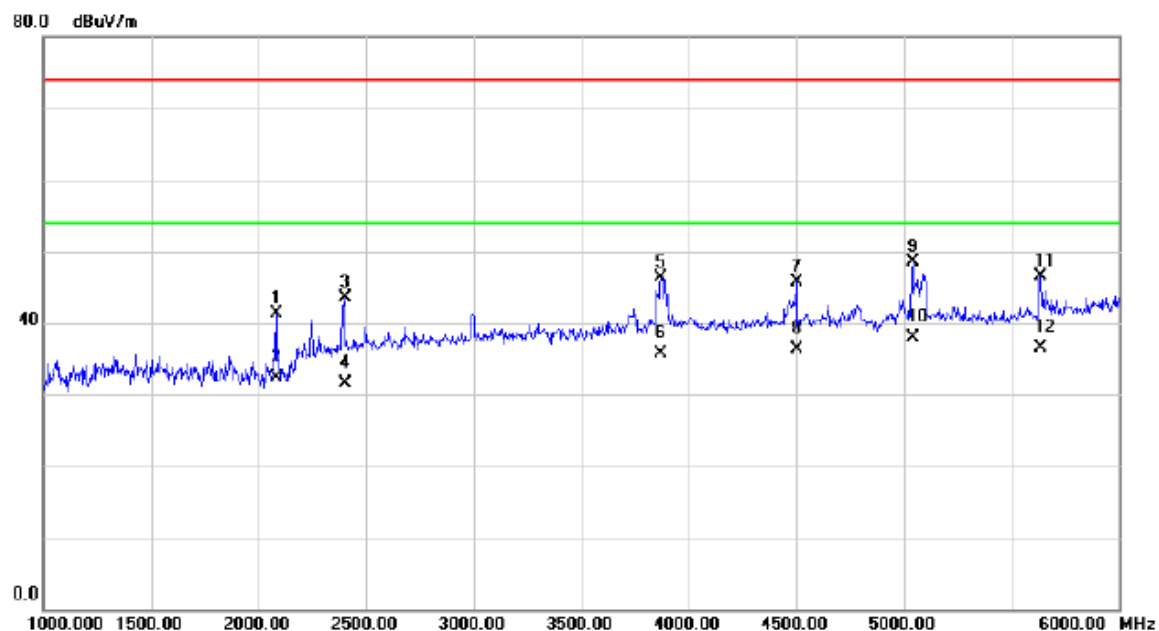
Vertical



No.	Mk.	Freq. MHz	Reading Level dBuV	Correct Factor dB	Measure- ment dBuV/m	Limit dBuV/m	Margin dB	Detector	Comment
1		2400.000	44.61	-0.88	43.73	74.00	-30.27	peak	
2		2400.000	34.50	-0.88	33.62	54.00	-20.38	AVG	
3		3000.000	40.83	1.47	42.30	74.00	-31.70	peak	
4		3000.000	31.07	1.47	32.54	54.00	-21.46	AVG	
5		3897.500	40.68	4.51	45.19	74.00	-28.81	peak	
6		3897.500	31.15	4.51	35.66	54.00	-18.34	AVG	
7		4995.000	47.33	7.28	54.61	74.00	-19.39	peak	
8	*	4995.000	32.20	7.28	39.48	54.00	-14.52	AVG	
9		5055.000	38.73	7.37	46.10	74.00	-27.90	peak	
10		5055.000	28.25	7.37	35.62	54.00	-18.38	AVG	
11		5657.500	36.16	8.62	44.78	74.00	-29.22	peak	
12		5657.500	25.64	8.62	34.26	54.00	-19.74	AVG	

Test Voltage:	AC 120V/60Hz
Test Mode:	USB copy(EUT with PC)+BT+WIFI+GPS
Note:	USB Cable: HONGLIN

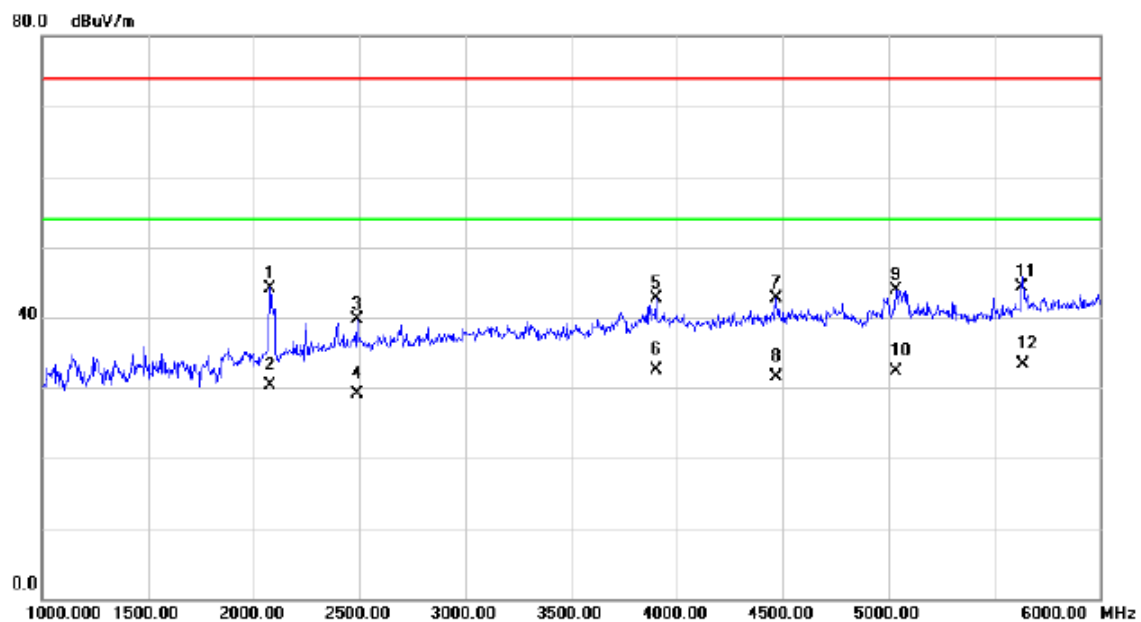
Horizontal



No.	Mk.	Freq. MHz	Reading Level dBuV	Correct Factor dB	Measure- ment dBuV/m	Limit dBuV/m	Margin dB	Detector	Comment
1		2080.000	43.88	-2.63	41.25	74.00	-32.75	peak	
2		2080.000	34.88	-2.63	32.25	54.00	-21.75	AVG	
3		2400.000	44.48	-0.88	43.60	74.00	-30.40	peak	
4		2400.000	32.44	-0.88	31.56	54.00	-22.44	AVG	
5		3870.000	41.83	4.40	46.23	74.00	-27.77	peak	
6		3870.000	31.22	4.40	35.62	54.00	-18.38	AVG	
7		4500.000	40.15	5.65	45.80	74.00	-28.20	peak	
8		4500.000	30.66	5.65	36.31	54.00	-17.69	AVG	
9		5040.000	41.14	7.35	48.49	74.00	-25.51	peak	
10	*	5040.000	30.53	7.35	37.88	54.00	-16.12	AVG	
11		5635.000	37.93	8.54	46.47	74.00	-27.53	peak	
12		5635.000	27.95	8.54	36.49	54.00	-17.51	AVG	

Test Voltage:	AC 120V/60Hz
Test Mode:	USB copy(EUT with PC)+BT+WIFI+GPS
Note:	USB Cable: FOXCONN

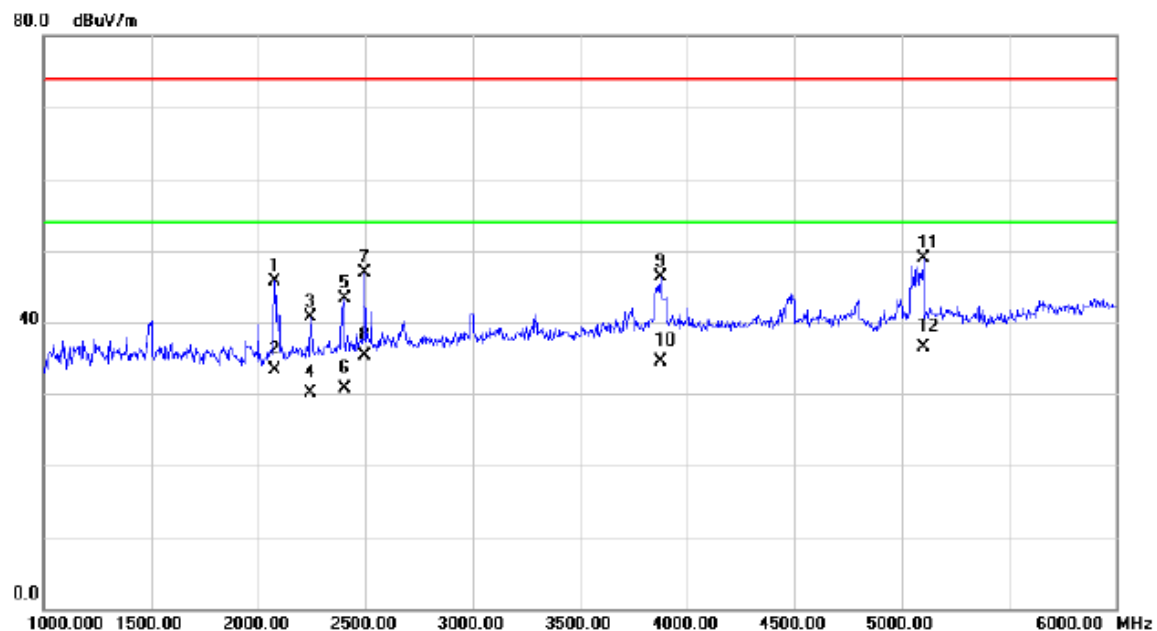
Vertical



No.	Mk.	Freq. MHz	Reading Level dBuV	Correct Factor dB	Measure- ment dBuV/m	Limit dBuV/m	Margin dB	Detector	Comment
1		2077.500	46.84	-2.64	44.20	74.00	-29.80	peak	
2		2077.500	32.89	-2.64	30.25	54.00	-23.75	AVG	
3		2490.000	40.15	-0.39	39.76	74.00	-34.24	peak	
4		2490.000	29.54	-0.39	29.15	54.00	-24.85	AVG	
5		3900.000	38.17	4.52	42.69	74.00	-31.31	peak	
6		3900.000	28.02	4.52	32.54	54.00	-21.46	AVG	
7		4470.000	37.08	5.61	42.69	74.00	-31.31	peak	
8		4470.000	25.93	5.61	31.54	54.00	-22.46	AVG	
9		5037.500	36.55	7.35	43.90	74.00	-30.10	peak	
10		5037.500	24.91	7.35	32.26	54.00	-21.74	AVG	
11		5632.500	35.83	8.52	44.35	74.00	-29.65	peak	
12	*	5632.500	24.69	8.52	33.21	54.00	-20.79	AVG	

Test Voltage:	AC 120V/60Hz
Test Mode:	USB copy(EUT with PC)+BT+WIFI+GPS
Note:	USB Cable: FOXCONN

Horizontal



No.	Mk.	Freq. MHz	Reading Level dBuV	Correct Factor dB	Measure- ment dBuV/m	Limit dBuV/m	Margin dB	Detector	Comment
1		2075.000	48.38	-2.65	45.73	74.00	-28.27	peak	
2		2075.000	35.91	-2.65	33.26	54.00	-20.74	AVG	
3		2240.000	42.41	-1.75	40.66	74.00	-33.34	peak	
4		2240.000	31.87	-1.75	30.12	54.00	-23.88	AVG	
5		2400.000	44.22	-0.88	43.34	74.00	-30.66	peak	
6		2400.000	31.50	-0.88	30.62	54.00	-23.38	AVG	
7		2495.000	47.28	-0.37	46.91	74.00	-27.09	peak	
8		2495.000	35.60	-0.37	35.23	54.00	-18.77	AVG	
9		3875.000	41.94	4.42	46.36	74.00	-27.64	peak	
10		3875.000	29.99	4.42	34.41	54.00	-19.59	AVG	
11		5100.000	41.45	7.44	48.89	74.00	-25.11	peak	
12	*	5100.000	29.13	7.44	36.57	54.00	-17.43	AVG	