

ANNEX B: System Check Results

Plot1 System Performance Check at 750 MHz Head TSL

DUT: Dipole 750 MHz; Type: D750V3; Serial: D750V3

Date: 7/20/2019

Communication System: CW (0); Frequency: 750 MHz; Duty Cycle: 1:1

Medium parameters used: $f = 750 \text{ MHz}$; $\sigma = 0.88 \text{ S/m}$; $\epsilon_r = 42.3$; $\rho = 1000 \text{ kg/m}^3$

Ambient Temperature: $22.3 \text{ }^\circ\text{C}$ Liquid Temperature: $21.5 \text{ }^\circ\text{C}$

Phantom section: Flat Section

DASY5 Configuration:

Sensor-Surface: 4mm (Mechanical Surface Detection)

Probe: EX3DV4 - SN3677; ConvF(9.54, 9.54, 9.54); Calibrated: 6/19/2019;

Electronics: DAE4 SN1291; Calibrated: 12/4/2018

Phantom: SAM1; Type: SAM; Serial: TP-1534

Measurement SW: DASY52, Version 52.10 (1); SEMCAD X Version 14.6.11 (7439)

d=15mm, Pin=250mW/Area Scan (41x121x1): Interpolated grid: dx=15mm, dy=15mm

Maximum value of SAR (interpolated) = 2.29 W/kg

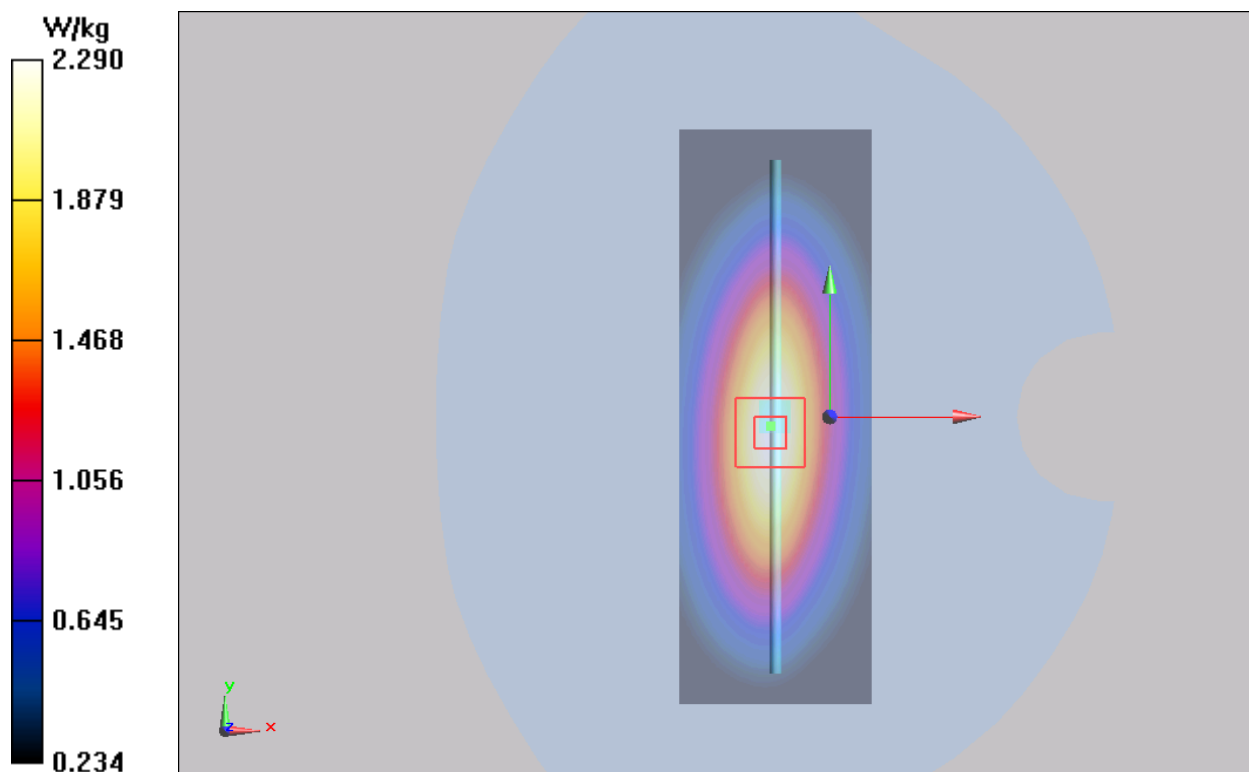
d=15mm, Pin=250mW/Zoom Scan (5x5x7)/Cube 0: Measurement grid: dx=8mm, dy=8mm, dz=5mm

Reference Value = 50.653 V/m; Power Drift = -0.08 dB

Peak SAR (extrapolated) = 3.16 W/kg

SAR(1 g) = 2.13 W/kg; SAR(10 g) = 1.41 W/kg

Maximum value of SAR (measured) = 2.29 W/kg



Plot2 System Performance Check at 750 MHz Head TSL**DUT: Dipole 750 MHz; Type: D750V3; Serial: D750V3**

Date: 8/4/2019

Communication System: CW (0); Frequency: 750 MHz; Duty Cycle: 1:1

Medium parameters used: $f = 750$ MHz; $\sigma = 0.87$ S/m; $\epsilon_r = 42.0$; $\rho = 1000$ kg/m³

Ambient Temperature: 22.3 °C Liquid Temperature: 21.5 °C

Phantom section: Flat Section

DASY5 Configuration:

Sensor-Surface: 4mm (Mechanical Surface Detection)

Probe: EX3DV4 - SN3677; ConvF(9.54, 9.54, 9.54); Calibrated: 6/19/2019;

Electronics: DAE4 SN1291; Calibrated: 12/4/2018

Phantom: SAM1; Type: SAM; Serial: TP-1534

Measurement SW: DASY52, Version 52.10 (1); SEMCAD X Version 14.6.11 (7439)

d=15mm, Pin=250mW/Area Scan (41x121x1): Interpolated grid: dx=15mm, dy=15mm

Maximum value of SAR (interpolated) = 2.31 W/kg

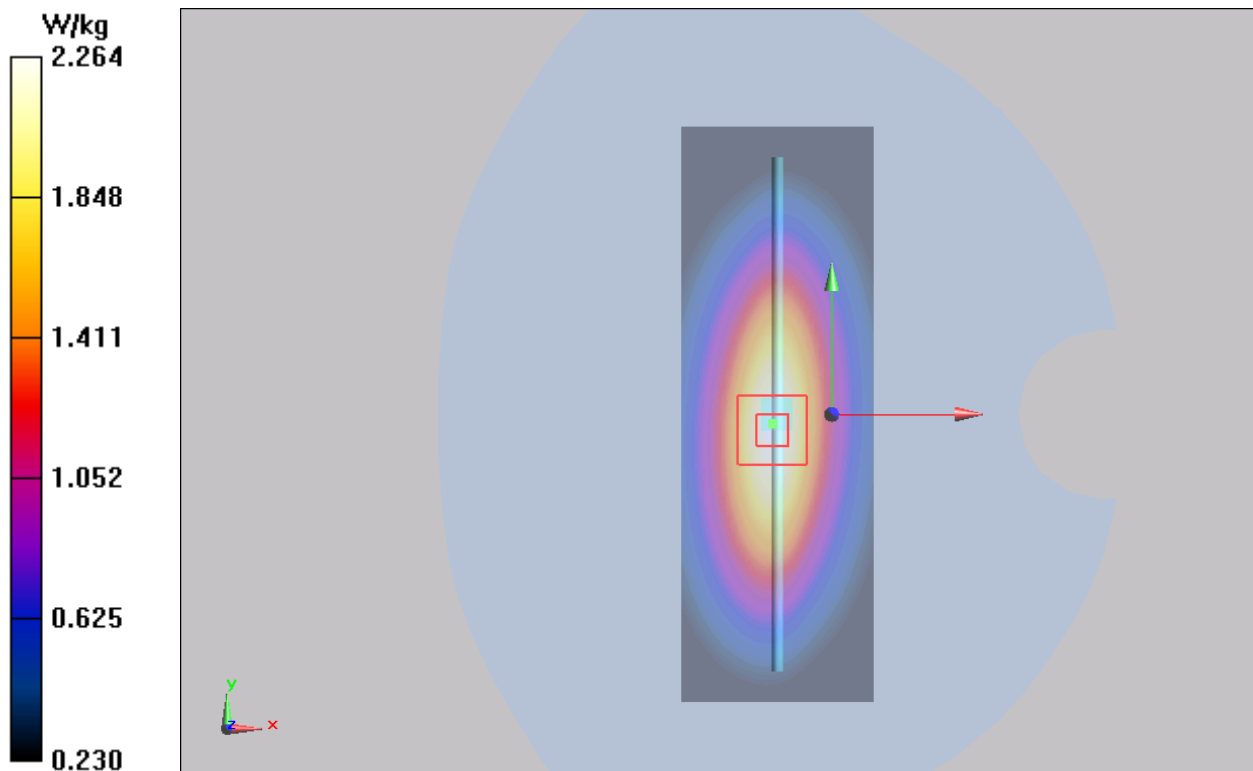
d=15mm, Pin=250mW/Zoom Scan (5x5x7)/Cube 0: Measurement grid: dx=8mm, dy=8mm, dz=5mm

Reference Value = 50.557 V/m; Power Drift = 0.11 dB

Peak SAR (extrapolated) = 3.14 W/kg

SAR(1 g) = 2.10 W/kg; SAR(10 g) = 1.37 W/kg

Maximum value of SAR (measured) = 2.264 W/kg



Plot 3 System Performance Check at 750 MHz Body TSL

DUT: Dipole 750 MHz; Type: D750V3; Serial: D750V3

Date: 7/20/2019

Communication System: CW (0); Frequency: 750 MHz; Duty Cycle: 1:1

Medium parameters used: $f = 750 \text{ MHz}$; $\sigma = 0.95 \text{ S/m}$; $\epsilon_r = 56.9$; $\rho = 1000 \text{ kg/m}^3$

Ambient Temperature: $22.3 \text{ }^\circ\text{C}$ Liquid Temperature: $21.5 \text{ }^\circ\text{C}$

Phantom section: Flat Section

DASY5 Configuration:

Sensor-Surface: 4mm (Mechanical Surface Detection)

Probe: EX3DV4 - SN3677; ConvF(9.75, 9.75, 9.75); Calibrated: 6/19/2019;

Electronics: DAE4 SN1291; Calibrated: 12/4/2018

Phantom: SAM1; Type: SAM; Serial: TP-1534

Measurement SW: DASY52, Version 52.10 (1); SEMCAD X Version 14.6.11 (7439)

d=15mm, Pin=250mW/Area Scan (41x121x1): Interpolated grid: dx=15mm, dy=15mm

Maximum value of SAR (interpolated) = 2.36 W/kg

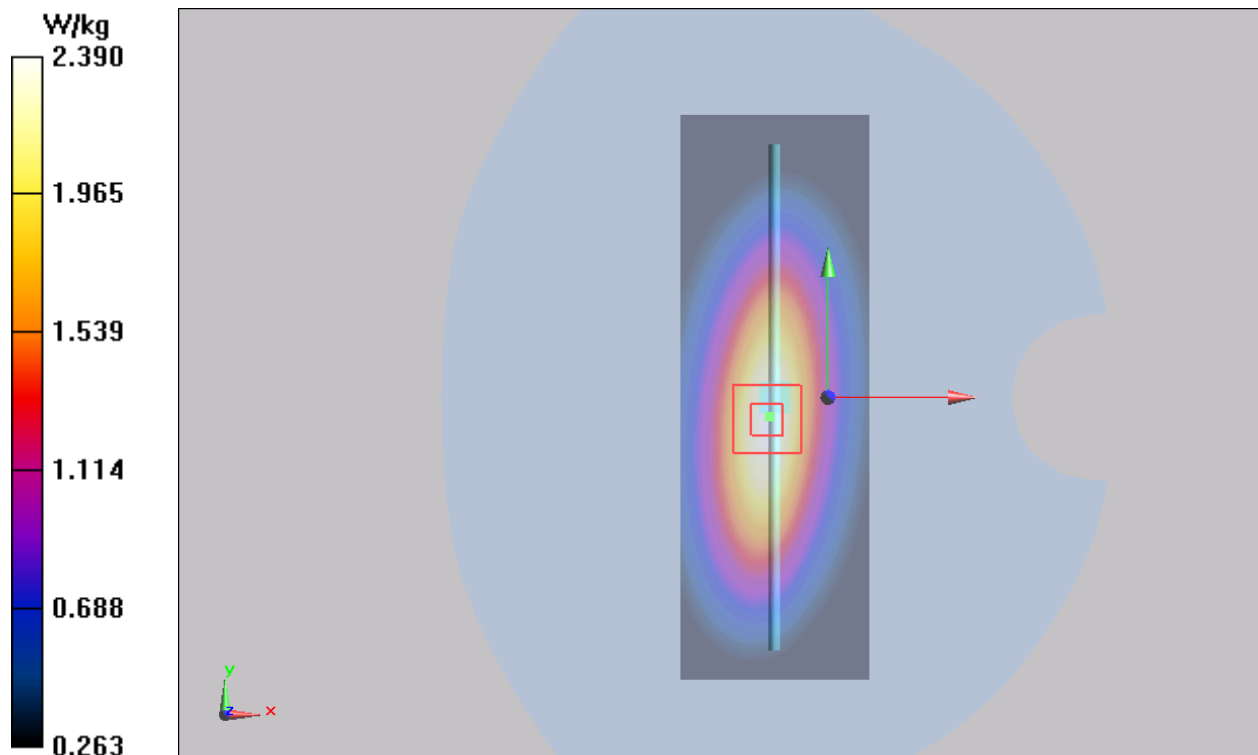
d=15mm, Pin=250mW/Zoom Scan (5x5x7)/Cube 0: Measurement grid: dx=8mm, dy=8mm, dz=5mm

Reference Value = 48.998 V/m; Power Drift = 0.04 dB

Peak SAR (extrapolated) = 3.24 W/kg

SAR(1 g) = 2.22 W/kg; SAR(10 g) = 1.49 W/kg

Maximum value of SAR (measured) = 2.39 W/kg



Plot 4 System Performance Check at 750 MHz Body TSL**DUT: Dipole 750 MHz; Type: D750V3; Serial: D750V3**

Date: 8/1/2019

Communication System: CW (0); Frequency: 750 MHz; Duty Cycle: 1:1

Medium parameters used: $f = 750$ MHz; $\sigma = 0.96$ S/m; $\epsilon_r = 54.5$; $\rho = 1000$ kg/m³

Ambient Temperature: 22.3 °C Liquid Temperature: 21.5 °C

Phantom section: Flat Section

DASY5 Configuration:

Sensor-Surface: 4mm (Mechanical Surface Detection)

Probe: EX3DV4 - SN3677; ConvF(9.75, 9.75, 9.75); Calibrated: 6/19/2019;

Electronics: DAE4 SN1291; Calibrated: 12/4/2018

Phantom: SAM1; Type: SAM; Serial: TP-1534

Measurement SW: DASY52, Version 52.10 (1); SEMCAD X Version 14.6.11 (7439)

d=15mm, Pin=250mW/Area Scan (41x121x1): Interpolated grid: dx=15mm, dy=15mm

Maximum value of SAR (interpolated) = 2.34 W/kg

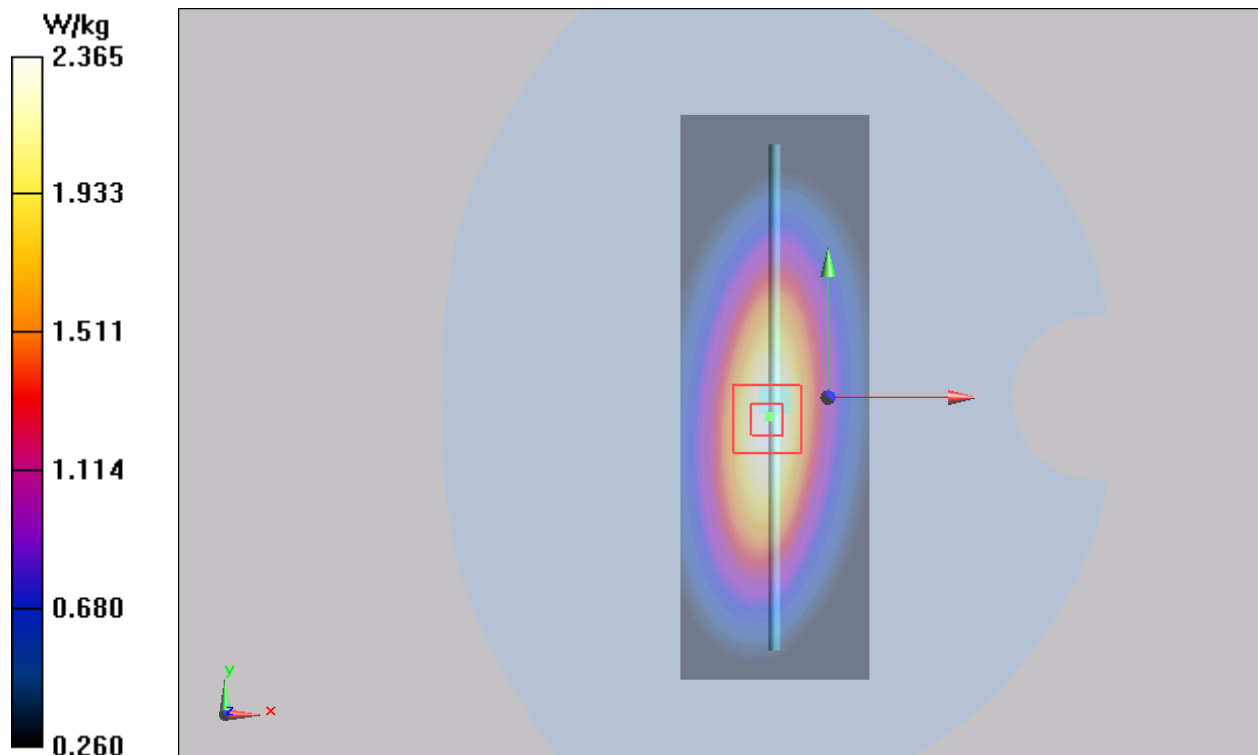
d=15mm, Pin=250mW/Zoom Scan (5x5x7)/Cube 0: Measurement grid: dx=8mm, dy=8mm, dz=5mm

Reference Value = 48.971 V/m; Power Drift = 0.09 dB

Peak SAR (extrapolated) = 3.24 W/kg

SAR(1 g) = 2.17 W/kg; SAR(10 g) = 1.46 W/kg

Maximum value of SAR (measured) = 2.365 W/kg



Plot5 System Performance Check at 835 MHz Head TSL**DUT: Dipole 835 MHz; Type: D835V2; Serial: D835V2**

Date: 7/19/2019

Communication System: CW; Frequency: 835 MHz; Duty Cycle: 1:1

Medium parameters used: $f = 835$ MHz; $\sigma = 0.88$ S/m; $\epsilon_r = 41.4$; $\rho = 1000$ kg/m³

Ambient Temperature: 22.3 °C Liquid Temperature: 21.5 °C

Phantom section: Flat Section

DASY5 Configuration:

Sensor-Surface: 4mm (Mechanical Surface Detection)

Probe: EX3DV4 - SN3677; ConvF(9.20, 9.20, 9.20); Calibrated: 6/19/2019;

Electronics: DAE4 SN1291; Calibrated: 12/4/2018

Phantom: SAM1; Type: SAM; Serial: TP-1534

Measurement SW: DASY52, Version 52.10 (1); SEMCAD X Version 14.6.11 (7439)

d=15mm, Pin=250mW/Area Scan (41x121x1): Measurement grid: dx=15mm, dy=15mm

Maximum value of SAR (interpolated) = 2.64 mW/g

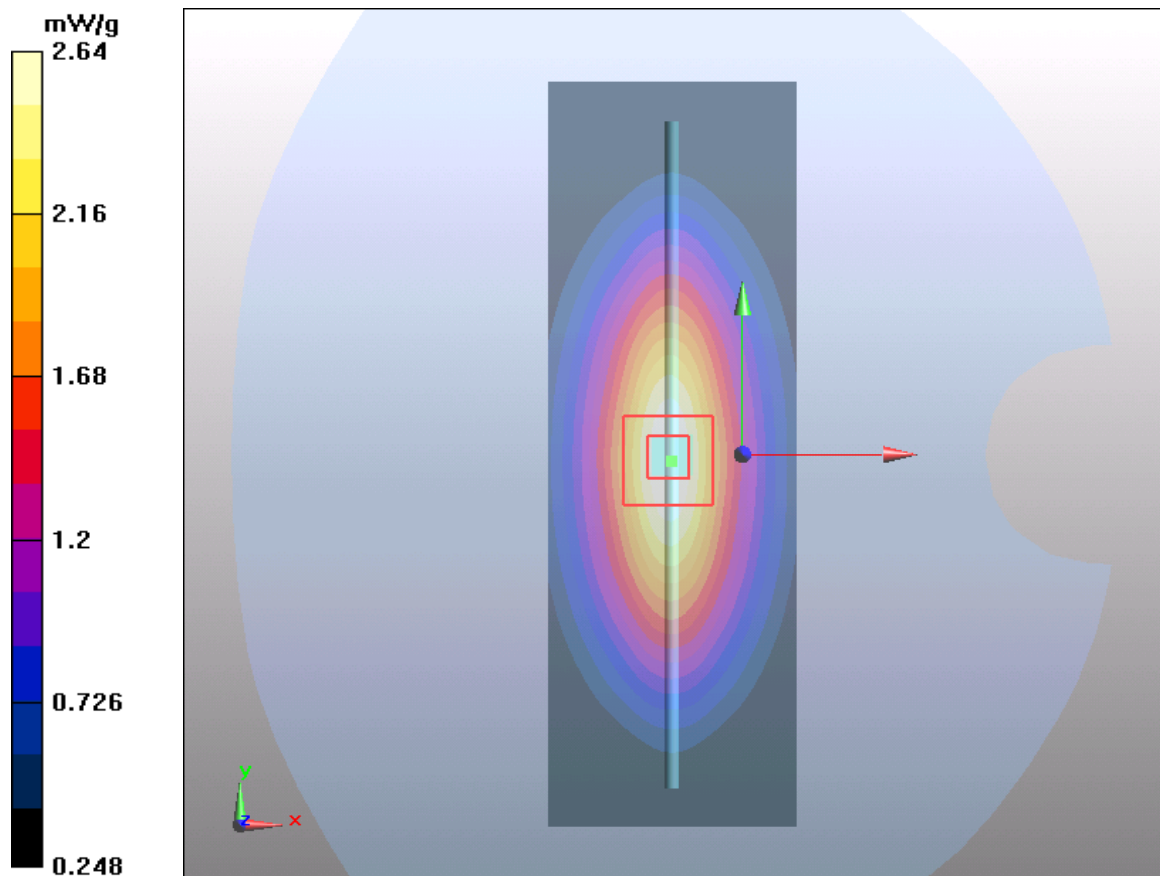
d=15mm, Pin=250mW/Zoom Scan (5x5x7)/Cube 0: Measurement grid: dx=8mm, dy=8mm, dz=5mm

Reference Value = 54.4 V/m; Power Drift = -0.076 dB

Peak SAR (extrapolated) = 3.67 W/kg

SAR(1 g) = 2.44 mW/g; SAR(10 g) = 1.6 mW/g

Maximum value of SAR (measured) = 2.64 mW/g



Plot6 System Performance Check at 835 MHz Head TSL**DUT: Dipole 835 MHz; Type: D835V2; Serial: D835V2**

Date: 8/4/2019

Communication System: CW; Frequency: 835 MHz; Duty Cycle: 1:1

Medium parameters used: $f = 835 \text{ MHz}$; $\sigma = 0.87 \text{ S/m}$; $\epsilon_r = 41.3$; $\rho = 1000 \text{ kg/m}^3$ Ambient Temperature: $22.3 \text{ }^\circ\text{C}$ Liquid Temperature: $21.5 \text{ }^\circ\text{C}$

Phantom section: Flat Section

DASY5 Configuration:

Sensor-Surface: 4mm (Mechanical Surface Detection)

Probe: EX3DV4 - SN3677; ConvF(9.20, 9.20, 9.20); Calibrated: 6/19/2019;

Electronics: DAE4 SN1291; Calibrated: 12/4/2018

Phantom: SAM1; Type: SAM; Serial: TP-1534

Measurement SW: DASY52, Version 52.10 (1); SEMCAD X Version 14.6.11 (7439)

d=15mm, Pin=250mW/Area Scan (41x121x1): Measurement grid: dx=15mm, dy=15mm

Maximum value of SAR (interpolated) = 2.59 mW/g

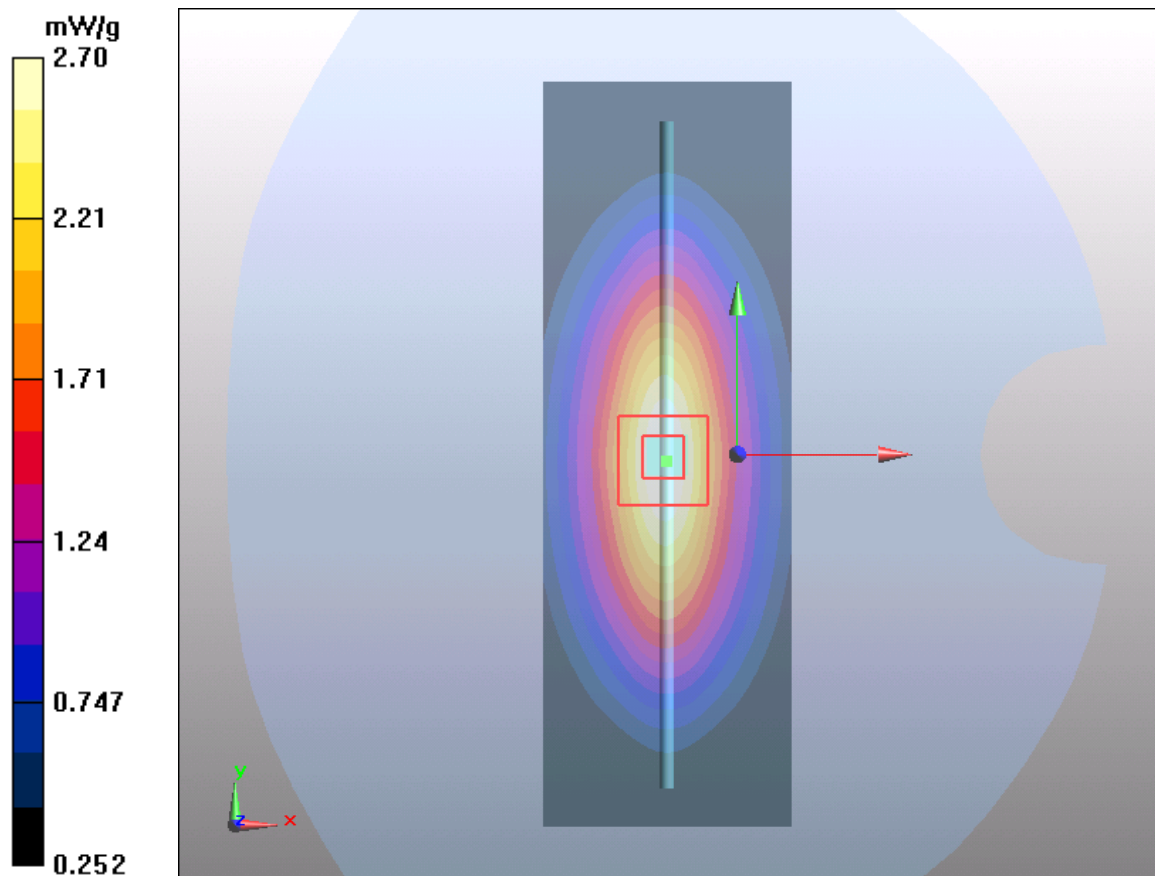
d=15mm, Pin=250mW/Zoom Scan (5x5x7)/Cube 0: Measurement grid: dx=8mm, dy=8mm, dz=5mm

Reference Value = 54.3 V/m; Power Drift = -0.06 dB

Peak SAR (extrapolated) = 3.67 W/kg

SAR(1 g) = 2.46 mW/g; SAR(10 g) = 1.65 mW/g

Maximum value of SAR (measured) = 2.70 mW/g



Plot7 System Performance Check at 835 MHz Head TSL

DUT: Dipole 835 MHz; Type: D835V2; Serial: D835V2

Date: 8/5/2019

Communication System: CW; Frequency: 835 MHz; Duty Cycle: 1:1

Medium parameters used: $f = 835 \text{ MHz}$; $\sigma = 0.88 \text{ mho/m}$; $\epsilon_r = 41.4$; $\rho = 1000 \text{ kg/m}^3$

Ambient Temperature: $22.3 \text{ }^\circ\text{C}$ Liquid Temperature: $21.5 \text{ }^\circ\text{C}$

Phantom section: Flat Section

DASY5 Configuration:

Sensor-Surface: 4mm (Mechanical Surface Detection)

Probe: EX3DV4 - SN3677; ConvF(9.20, 9.20, 9.20); Calibrated: 6/19/2019;

Electronics: DAE4 SN1291; Calibrated: 12/4/2018

Phantom: SAM1; Type: SAM; Serial: TP-1534

Measurement SW: DASY52, Version 52.10 (1); SEMCAD X Version 14.6.11 (7439)

d=15mm, Pin=250mW/Area Scan (41x121x1): Measurement grid: dx=15mm, dy=15mm

Maximum value of SAR (interpolated) = 2.71 mW/g

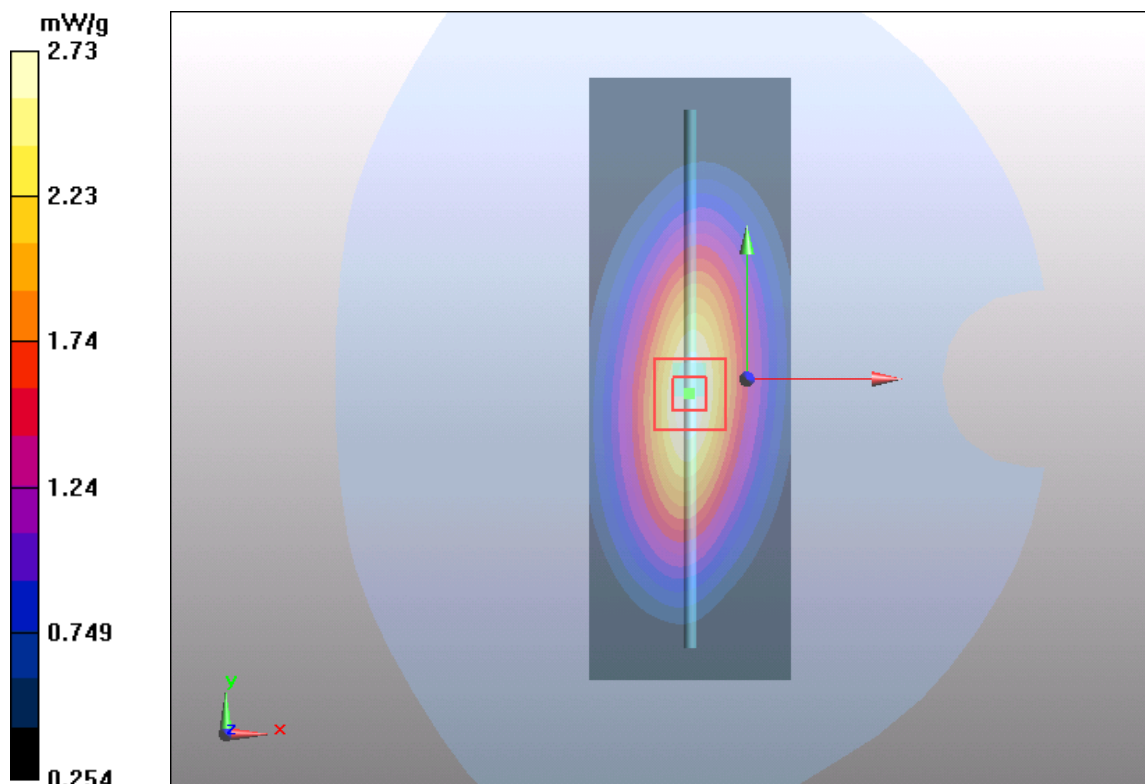
d=15mm, Pin=250mW/Zoom Scan (5x5x7)/Cube 0: Measurement grid: dx=8mm, dy=8mm, dz=5mm

Reference Value = 55.2 V/m; Power Drift = -0.015 dB

Peak SAR (extrapolated) = 3.79 W/kg

SAR(1 g) = 2.50 mW/g; SAR(10 g) = 1.57 mW/g

Maximum value of SAR (measured) = 2.73 mW/g



Plot8 System Performance Check at 835 MHz Body TSL

DUT: Dipole 835 MHz; Type: D835V2; Serial: D835V2

Date: 7/23/2019

Communication System: CW; Frequency: 835 MHz; Duty Cycle: 1:1

Medium parameters used: $f = 835 \text{ MHz}$; $\sigma = 0.96 \text{ S/m}$; $\epsilon_r = 54.2$; $\rho = 1000 \text{ kg/m}^3$

Ambient Temperature: $22.3 \text{ }^\circ\text{C}$ Liquid Temperature: $21.5 \text{ }^\circ\text{C}$

Phantom section: Flat Section

DASY5 Configuration:

Sensor-Surface: 4mm (Mechanical Surface Detection)

Probe: EX3DV4 - SN3677; ConvF(9.40, 9.40, 9.40); Calibrated: 6/19/2019;

Electronics: DAE4 SN1291; Calibrated: 12/4/2018

Phantom: SAM1; Type: SAM; Serial: TP-1534

Measurement SW: DASY52, Version 52.10 (1); SEMCAD X Version 14.6.11 (7439)

d=15mm, Pin=250mW/Area Scan (41x121x1): Measurement grid: dx=15mm, dy=15mm

Maximum value of SAR (interpolated) = 2.58 mW/g

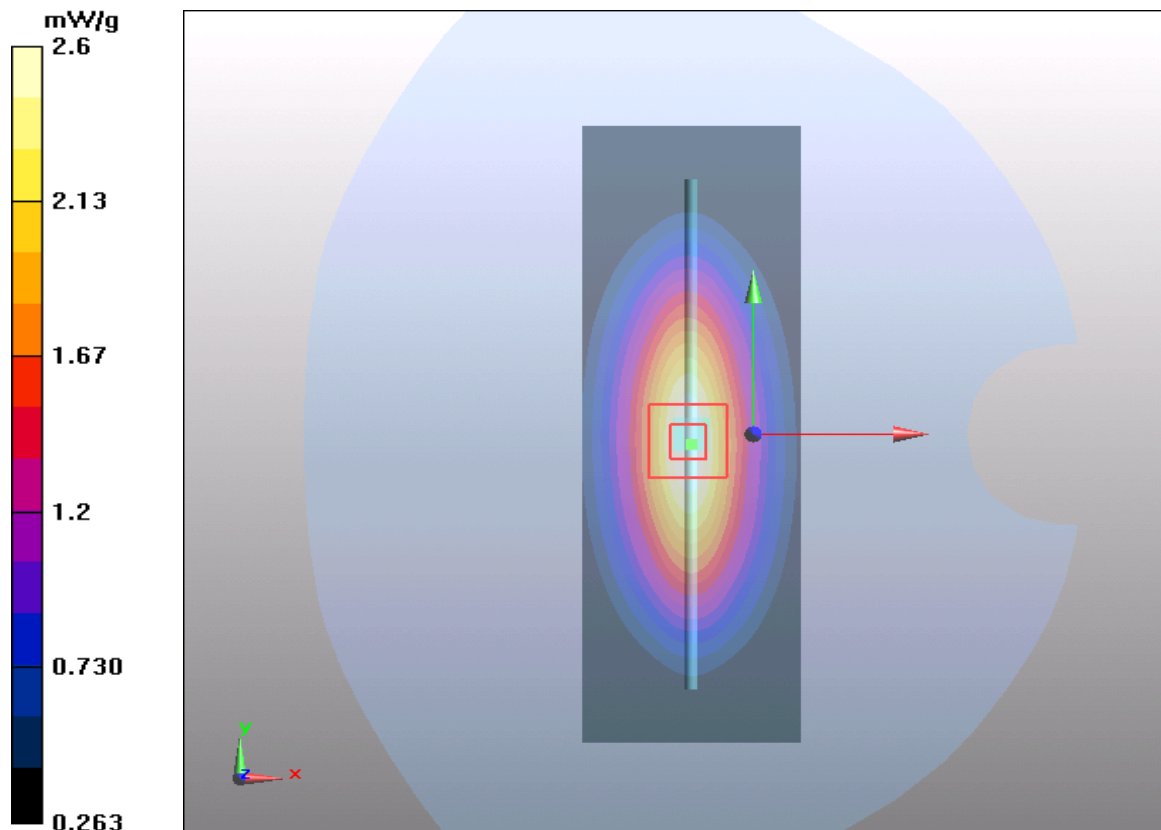
d=15mm, Pin=250mW/Zoom Scan (5x5x7)/Cube 0: Measurement grid: dx=8mm, dy=8mm, dz=5mm

Reference Value = 51.9 V/m; Power Drift = -0.058 dB

Peak SAR (extrapolated) = 3.5 W/kg

SAR(1 g) = 2.41 mW/g; SAR(10 g) = 1.6 mW/g

Maximum value of SAR (measured) = 2.6 mW/g



Plot9 System Performance Check at 835 MHz Body TSL

DUT: Dipole 835 MHz; Type: D835V2; Serial: D835V2

Date: 7/31/2019

Communication System: CW; Frequency: 835 MHz; Duty Cycle: 1:1

Medium parameters used: $f = 835 \text{ MHz}$; $\sigma = 0.95 \text{ S/m}$; $\epsilon_r = 54.6$; $\rho = 1000 \text{ kg/m}^3$

Ambient Temperature: $22.3 \text{ }^\circ\text{C}$ Liquid Temperature: $21.5 \text{ }^\circ\text{C}$

Phantom section: Flat Section

DASY5 Configuration:

Sensor-Surface: 4mm (Mechanical Surface Detection)

Probe: EX3DV4 - SN3677; ConvF(9.40, 9.40, 9.40); Calibrated: 6/19/2019;

Electronics: DAE4 SN1291; Calibrated: 12/4/2018

Phantom: SAM1; Type: SAM; Serial: TP-1534

Measurement SW: DASY52, Version 52.10 (1); SEMCAD X Version 14.6.11 (7439)

d=15mm, Pin=250mW/Area Scan (41x121x1): Measurement grid: dx=15mm, dy=15mm

Maximum value of SAR (interpolated) = 2.58 mW/g

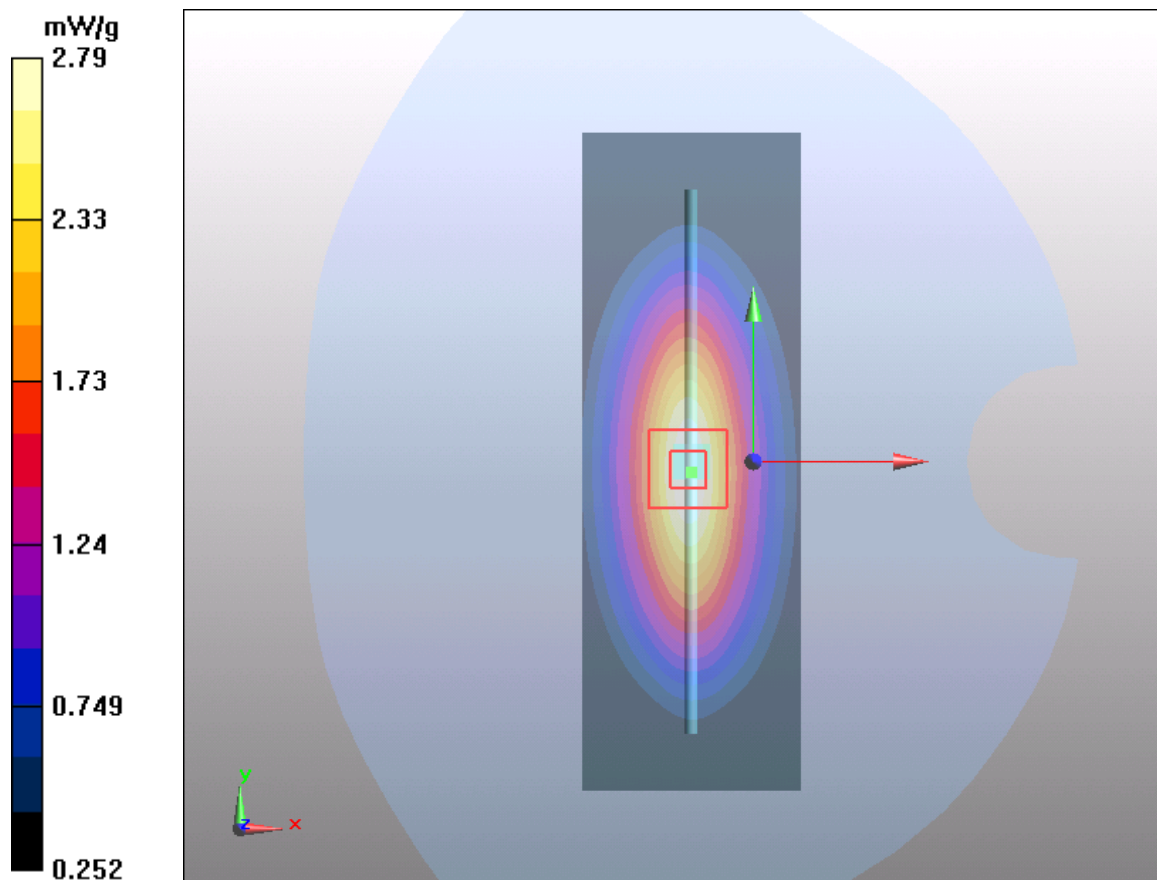
d=15mm, Pin=250mW/Zoom Scan(5x5x7)/Cube 0: Measurement grid: dx=8mm, dy=8mm, dz=5mm

Reference Value = 51.9 V/m; Power Drift = -0.058 dB

Peak SAR (extrapolated) = 3.5 W/kg

SAR(1 g) = 2.42 mW/g; SAR(10 g) = 1.63 mW/g

Maximum value of SAR (measured) = 2.79 mW/g



Plot10 System Performance Check at 1750 MHz Head TSL

DUT: Dipole 1750 MHz; Type: D1750V2; Serial: D1750V2

Date: 7/20/2019

Communication System: CW; Frequency: 1750 MHz; Duty Cycle: 1:1

Medium parameters used: $f = 1750 \text{ MHz}$; $\sigma = 1.34 \text{ S/m}$; $\epsilon_r = 40.2$; $\rho = 1000 \text{ kg/m}^3$

Ambient Temperature: $22.3 \text{ }^\circ\text{C}$ Liquid Temperature: $21.5 \text{ }^\circ\text{C}$

Phantom section: Flat Section

DASY5 Configuration:

Sensor-Surface: 4mm (Mechanical Surface Detection)

Probe: EX3DV4 - SN3677; ConvF(8.21, 8.21, 8.21); Calibrated: 6/19/2019;

Electronics: DAE4 SN1291; Calibrated: 12/4/2018

Phantom: SAM1; Type: SAM; Serial: TP-1534

Measurement SW: DASY52, Version 52.10 (1); SEMCAD X Version 14.6.11 (7439)

d=10mm, Pin=250mW/Area Scan (51x81x1): Measurement grid: dx=15mm, dy=15mm

Maximum value of SAR (interpolated) = 9.78 mW/g

d=10mm, Pin=250mW/Zoom Scan (5x5x7)/Cube 0: Measurement grid: dx=8mm, dy=8mm,

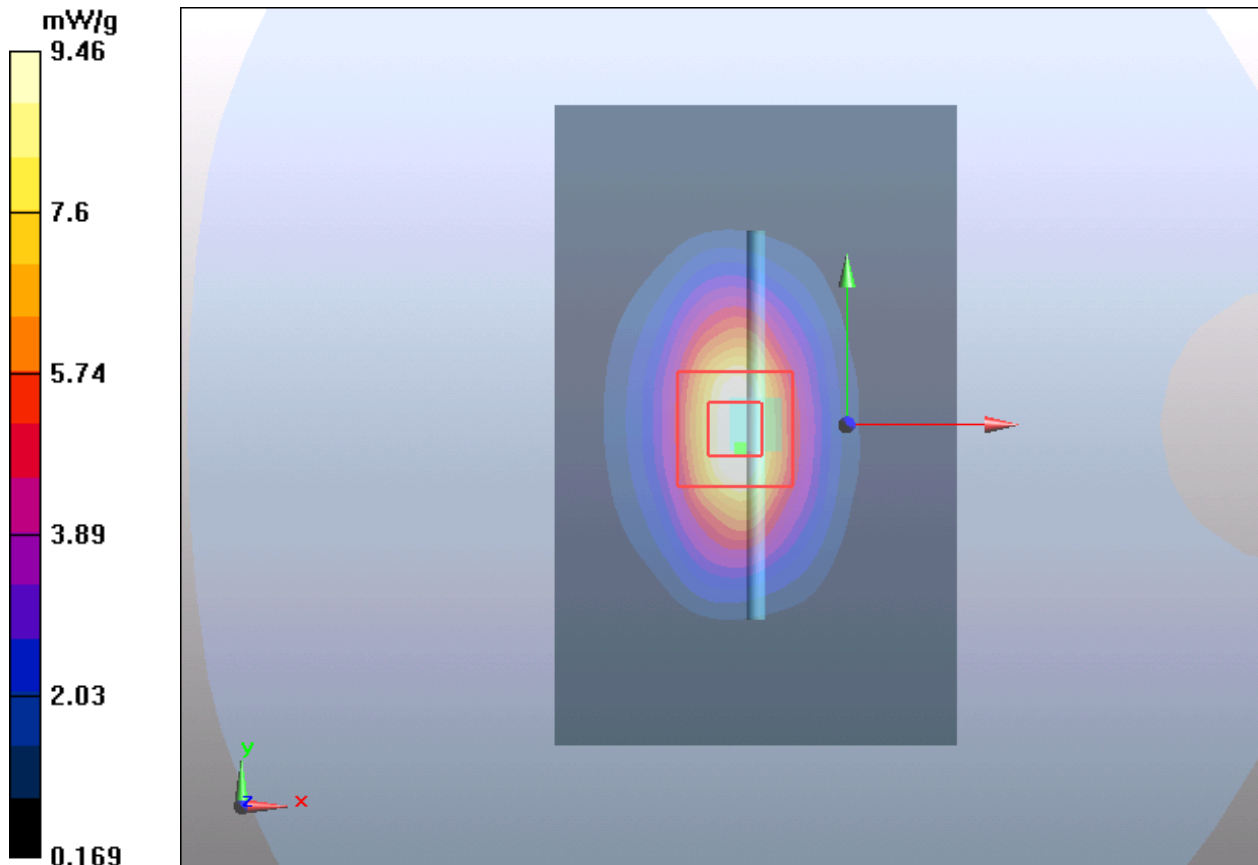
dz=5mm

Reference Value = 80 V/m; Power Drift = 0.075 dB

Peak SAR (extrapolated) = 15.5 W/kg

SAR(1 g) = 8.95 mW/g; SAR(10 g) = 4.5 mW/g

Maximum value of SAR (measured) = 9.46 mW/g



Plot 11 System Performance Check at 1750 MHz Head TSL

DUT: Dipole 1750 MHz; Type: D1750V2; Serial: D1750V2

Date: 7/30/2019

Communication System: CW; Frequency: 1750 MHz; Duty Cycle: 1:1

Medium parameters used: $f = 1750$ MHz; $\sigma = 1.34$ S/m; $\epsilon_r = 40.1$; $\rho = 1000$ kg/m³

Ambient Temperature: 22.3 °C Liquid Temperature: 21.5 °C

Phantom section: Flat Section

DASY5 Configuration:

Sensor-Surface: 4mm (Mechanical Surface Detection)

Probe: EX3DV4 - SN3677; ConvF(8.21, 8.21, 8.21); Calibrated: 6/19/2019;

Electronics: DAE4 SN1291; Calibrated: 12/4/2018

Phantom: SAM1; Type: SAM; Serial: TP-1534

Measurement SW: DASY52, Version 52.10 (1); SEMCAD X Version 14.6.11 (7439)

d=10mm, Pin=250mW/Area Scan (51x81x1): Measurement grid: dx=15mm, dy=15mm

Maximum value of SAR (interpolated) = 9.77 mW/g

d=10mm, Pin=250mW/Zoom Scan (5x5x7)/Cube 0: Measurement grid: dx=8mm, dy=8mm,

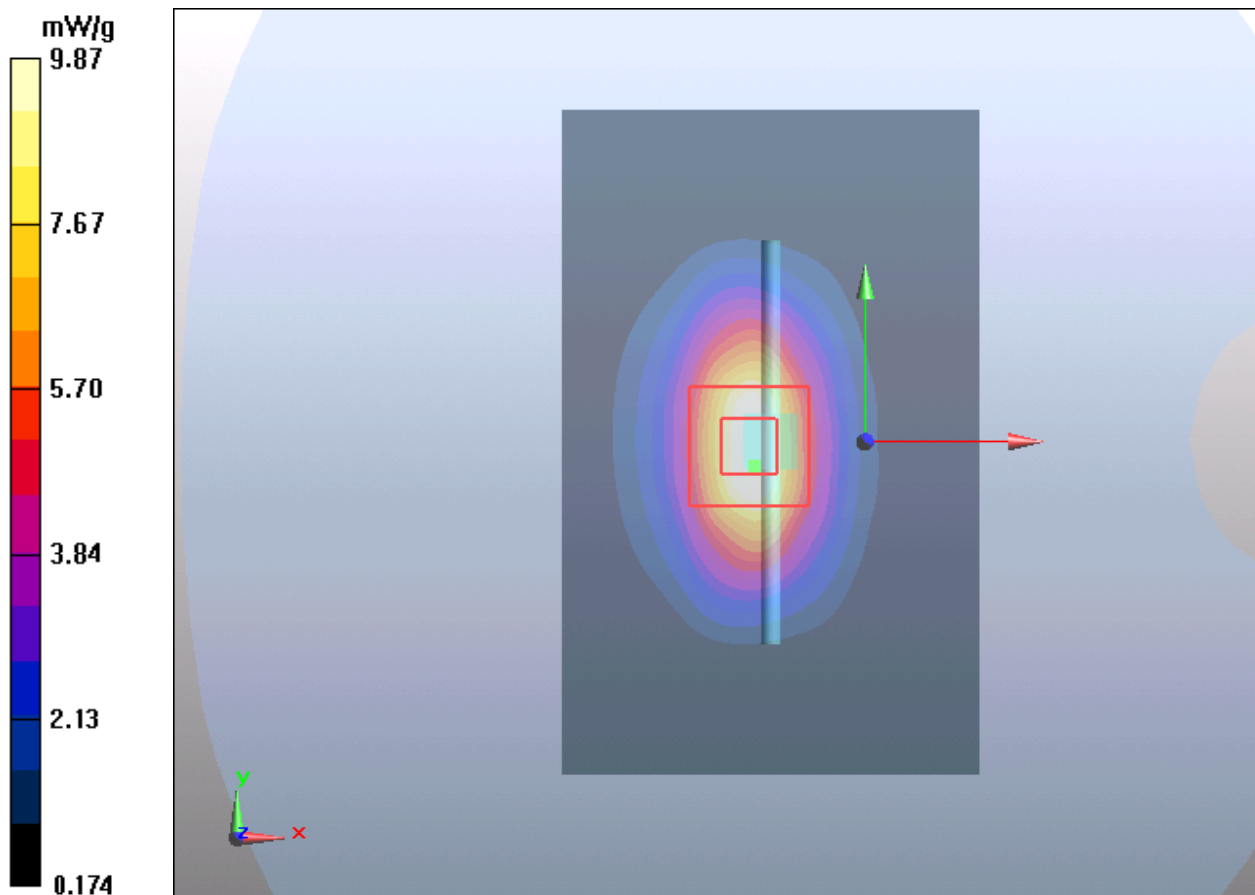
dz=5mm

Reference Value = 80 V/m; Power Drift = 0.055 dB

Peak SAR (extrapolated) = 15.51 W/kg

SAR(1 g) = 9.11 mW/g; SAR(10 g) = 4.77 mW/g

Maximum value of SAR (measured) = 9.87 mW/g



Plot 12 System Performance Check at 1750 MHz Head TSL**DUT: Dipole 1750 MHz; Type: D1750V2; Serial: D1750V2**

Date: 8/6/2019

Communication System: CW; Frequency: 1750 MHz; Duty Cycle: 1:1

Medium parameters used: $f = 1750$ MHz; $\sigma = 1.37$ mho/m; $\epsilon_r = 39.3$; $\rho = 1000$ kg/m³

Ambient Temperature: 22.3 °C Liquid Temperature: 21.5 °C

Phantom section: Flat Section

DASY5 Configuration:

Sensor-Surface: 4mm (Mechanical Surface Detection)

Probe: EX3DV4 - SN3677; ConvF(8.21, 8.21, 8.21); Calibrated: 6/19/2019;

Electronics: DAE4 SN1291; Calibrated: 12/4/2018

Phantom: SAM1; Type: SAM; Serial: TP-1534

Measurement SW: DASY52, Version 52.10 (1); SEMCAD X Version 14.6.11 (7439)

d=10mm, Pin=250mW/Area Scan (51x81x1): Measurement grid: dx=15mm, dy=15mm

Maximum value of SAR (interpolated) = 9.77 mW/g

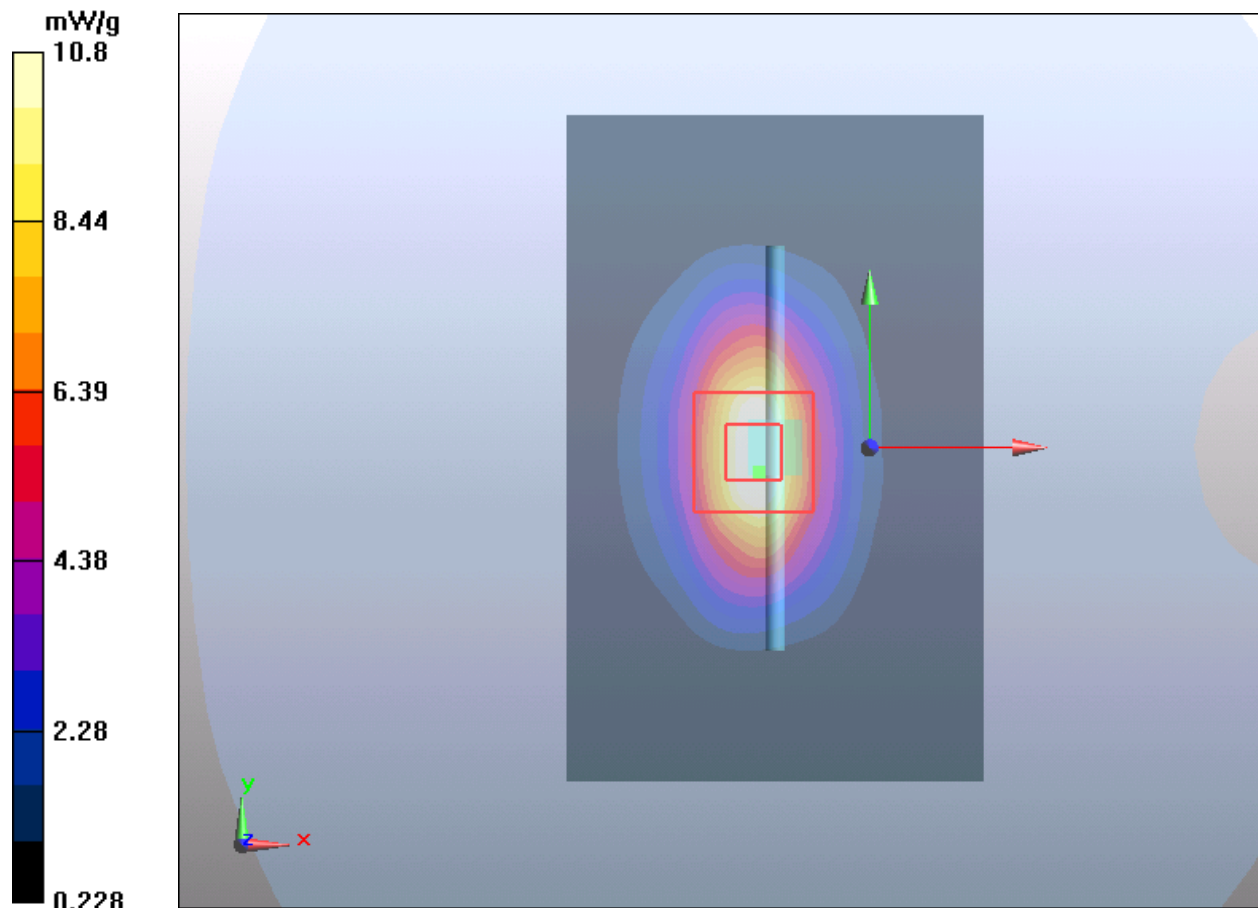
d=10mm, Pin=250mW/Zoom Scan (5x5x7)/Cube 0: Measurement grid: dx=8mm, dy=8mm, dz=5mm

Reference Value = 80 V/m; Power Drift = 0.025 dB

Peak SAR (extrapolated) = 15.5 W/kg

SAR(1 g) = 8.92 mW/g; SAR(10 g) = 4.65 mW/g

Maximum value of SAR (measured) = 10.8 mW/g



Plot13 System Performance Check at 1750 MHz Body TSL

DUT: Dipole 1750 MHz; Type: D1750V2; Serial: D1750V2

Date: 7/25/2019

Communication System: CW; Frequency: 1750 MHz; Duty Cycle: 1:1

Medium parameters used: $f = 1750$ MHz; $\sigma = 1.46$ S/m; $\epsilon_r = 51.9$; $\rho = 1000$ kg/m³

Ambient Temperature: 22.3 °C Liquid Temperature: 21.7 °C

DASY5 Configuration:

Sensor-Surface: 4mm (Mechanical Surface Detection)

Probe: EX3DV4 - SN3677; ConvF(7.86, 7.86, 7.86); Calibrated: 6/19/2019;

Electronics: DAE4 SN1291; Calibrated: 12/4/2018

Phantom: SAM1; Type: SAM; Serial: TP-1534

Measurement SW: DASY52, Version 52.10 (1); SEMCAD X Version 14.6.11 (7439)

d=10mm, Pin=250mW/Area Scan (51x81x1): Measurement grid: dx=15mm, dy=15mm

Maximum value of SAR (interpolated) = 10.6 mW/g

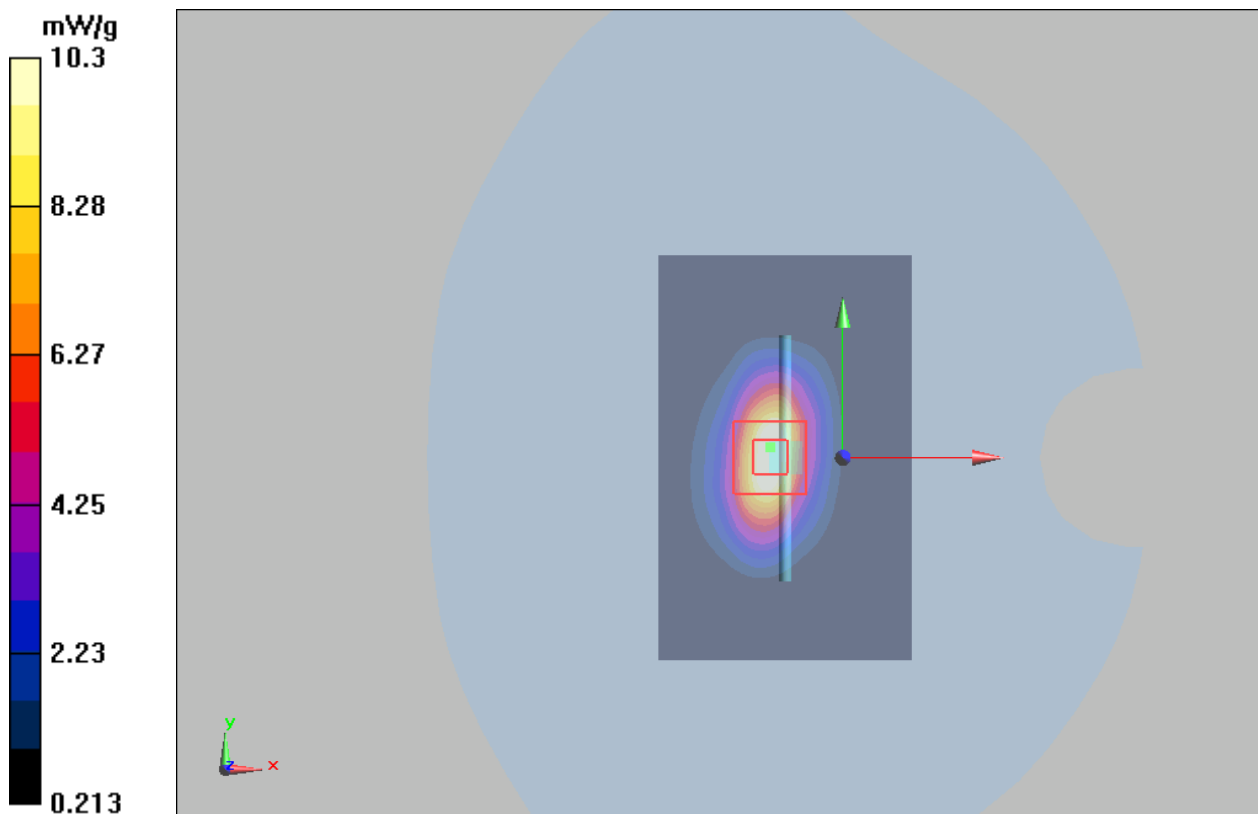
d=10mm, Pin=250mW/Area Scan (5x5x7)/Cube 0: Measurement grid: dx=8mm, dy=8mm, dz=5mm

Reference Value = 77.7 V/m; Power Drift = 0.097 dB

Peak SAR (extrapolated) = 16.8 W/kg

SAR(1 g) = 9.24 mW/g; SAR(10 g) = 4.9 mW/g

Maximum value of SAR (measured) = 10.3 mW/g



Plot14 System Performance Check at 1750 MHz Body TSL**DUT: Dipole 1750 MHz; Type: D1750V2; Serial: D1750V2**

Date: 7/30/2019

Communication System: CW; Frequency: 1750 MHz; Duty Cycle: 1:1

Medium parameters used: $f = 1750$ MHz; $\sigma = 1.51$ S/m; $\epsilon_r = 52.5$; $\rho = 1000$ kg/m³

Ambient Temperature: 22.3 °C Liquid Temperature: 21.7 °C

DASY5 Configuration:

Sensor-Surface: 4mm (Mechanical Surface Detection)

Probe: EX3DV4 - SN3677; ConvF(7.86, 7.86, 7.86); Calibrated: 6/19/2019;

Electronics: DAE4 SN1291; Calibrated: 12/4/2018

Phantom: SAM1; Type: SAM; Serial: TP-1534

Measurement SW: DASY52, Version 52.10 (1); SEMCAD X Version 14.6.11 (7439)

d=10mm, Pin=250mW/Area Scan (51x81x1): Measurement grid: dx=15mm, dy=15mm

Maximum value of SAR (interpolated) = 10.65 mW/g

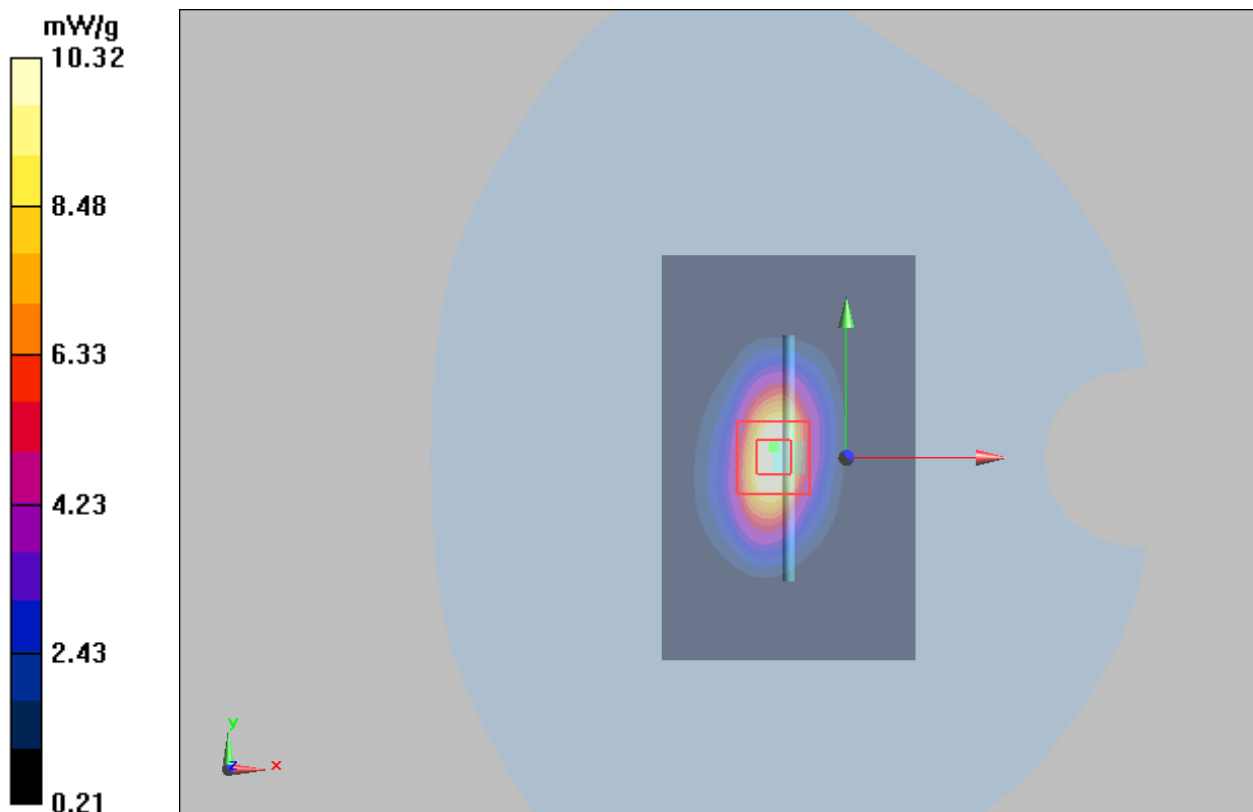
d=10mm, Pin=250mW/Area Scan (5x5x7)/Cube 0: Measurement grid: dx=8mm, dy=8mm, dz=5mm

Reference Value = 77.6 V/m; Power Drift = 0.03 dB

Peak SAR (extrapolated) = 16.83 W/kg

SAR(1 g) = 9.40 mW/g; SAR(10 g) = 5.22 mW/g

Maximum value of SAR (measured) = 10.32 mW/g



Plot15 System Performance Check at 1900 MHz Head TSL**DUT: Dipole 1900 MHz; Type: D1900V2; Serial: D1900V2**

Date: 8/3/2019

Communication System: CW; Frequency: 1900 MHz; Duty Cycle: 1:1

Medium parameters used: $f = 1900$ MHz; $\sigma = 1.41$ S/m; $\epsilon_r = 40.1$; $\rho = 1000$ kg/m³

Ambient Temperature: 22.3 °C Liquid Temperature: 21.5 °C

Phantom section: Flat Section

DASY5 Configuration:

Sensor-Surface: 4mm (Mechanical Surface Detection)

Probe: EX3DV4 - SN3677; ConvF(7.79, 7.79, 7.79); Calibrated: 6/19/2019;

Electronics: DAE4 SN1291; Calibrated: 12/4/2018

Phantom: SAM1; Type: SAM; Serial: TP-1534

Measurement SW: DASY52, Version 52.10 (1); SEMCAD X Version 14.6.11 (7439)

d=10mm, Pin=250mW/Area Scan (41x71x1): Measurement grid: dx=15mm, dy=15mm

Maximum value of SAR (interpolated) = 11.3 mW/g

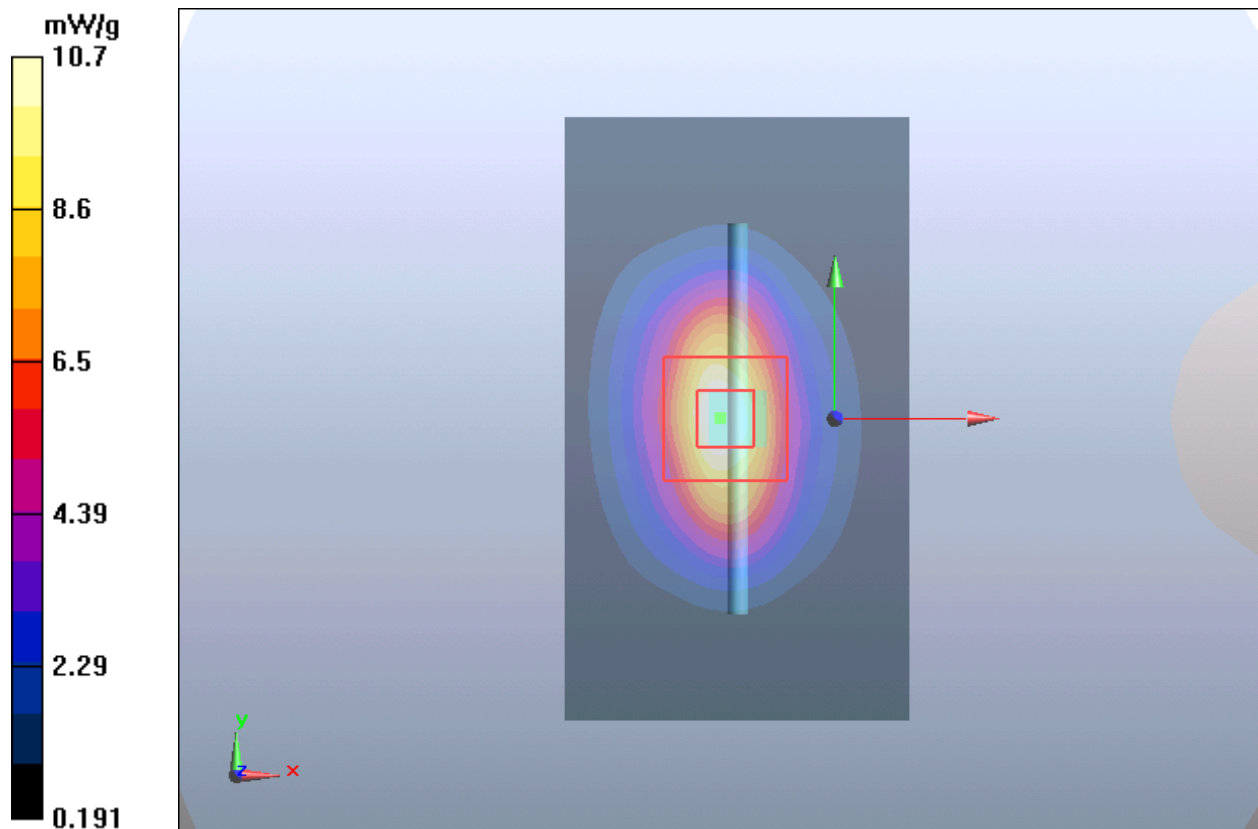
d=10mm, Pin=250mW/Zoom Scan (5x5x7)/Cube 0: Measurement grid: dx=8mm, dy=8mm, dz=5mm

Reference Value = 85.5 V/m; Power Drift = 0.028 dB

Peak SAR (extrapolated) = 17.8 W/kg

SAR(1 g) = 9.88 mW/g; SAR(10 g) = 4.9 mW/g

Maximum value of SAR (measured) = 10.7 mW/g



Plot16 System Performance Check at 1900 MHz Head TSL**DUT: Dipole 1900 MHz; Type: D1900V2; Serial: D1900V2**

Date: 8/6/2019

Communication System: CW; Frequency: 1900 MHz; Duty Cycle: 1:1

Medium parameters used: $f = 1900$ MHz; $\sigma = 1.43$ S/m; $\epsilon_r = 40.2$; $\rho = 1000$ kg/m³

Ambient Temperature: 22.3 °C Liquid Temperature: 21.5 °C

Phantom section: Flat Section

DASY5 Configuration:

Sensor-Surface: 4mm (Mechanical Surface Detection)

Probe: EX3DV4 - SN3677; ConvF(7.79, 7.79, 7.79); Calibrated: 6/19/2019;

Electronics: DAE4 SN1291; Calibrated: 12/4/2018

Phantom: SAM1; Type: SAM; Serial: TP-1534

Measurement SW: DASY52, Version 52.10 (1); SEMCAD X Version 14.6.11 (7439)

d=10mm, Pin=250mW/Area Scan (41x71x1): Measurement grid: dx=15mm, dy=15mm

Maximum value of SAR (interpolated) = 11.23 mW/g

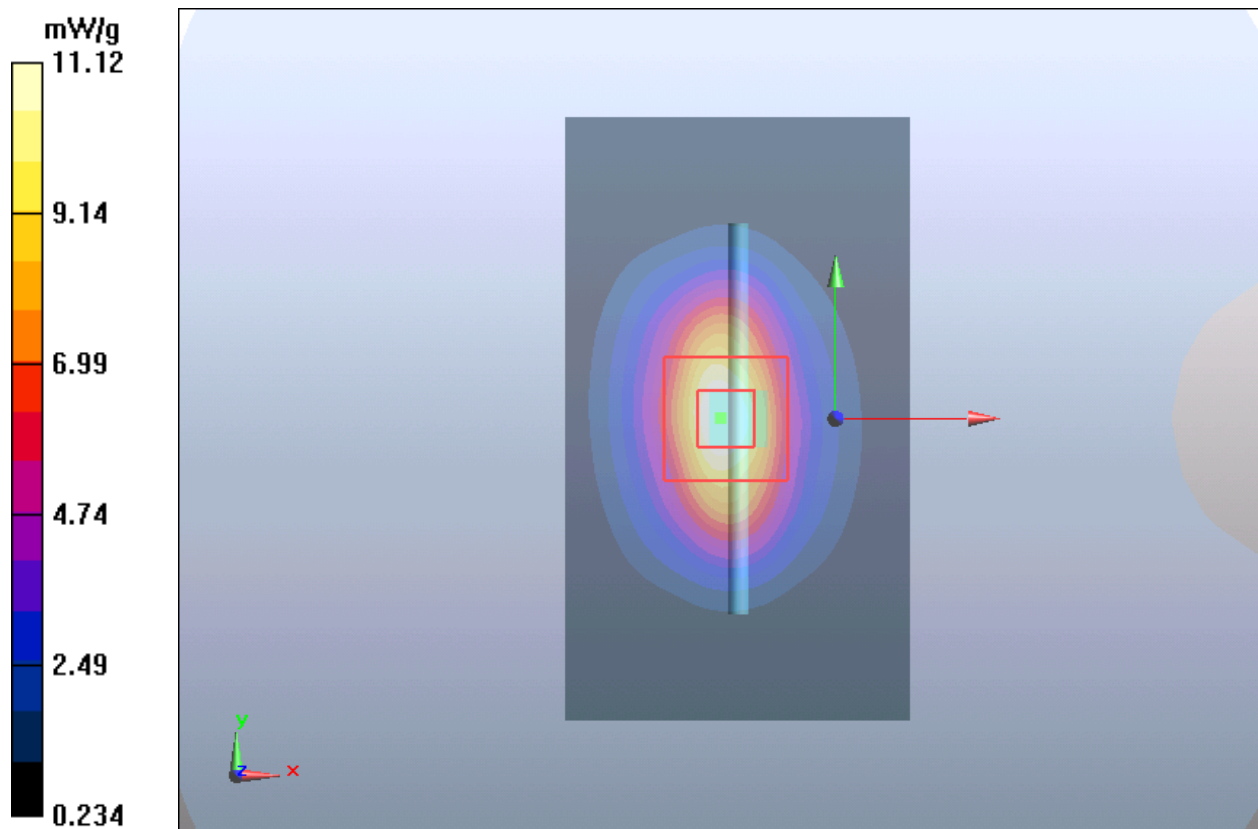
d=10mm, Pin=250mW/Zoom Scan (5x5x7)/Cube 0: Measurement grid: dx=8mm, dy=8mm, dz=5mm

Reference Value = 85.0 V/m; Power Drift = 0.01 dB

Peak SAR (extrapolated) = 17.8 W/kg

SAR(1 g) = 9.85 mW/g; SAR(10 g) = 4.93 mW/g

Maximum value of SAR (measured) = 11.12 mW/g



Plot17 System Performance Check at 1900 MHz Body TSL

DUT: Dipole 1900 MHz; Type: D1900V2; Serial: D1900V2

Date: 7/24/2019

Communication System: CW; Frequency: 1900 MHz; Duty Cycle: 1:1

Medium parameters used: $f = 1900$ MHz; $\sigma = 1.51$ S/m; $\epsilon_r = 52.6$; $\rho = 1000$ kg/m³

Ambient Temperature: 22.3 °C Liquid Temperature: 21.5 °C

Phantom section: Flat Section

DASY5 Configuration:

Sensor-Surface: 4mm (Mechanical Surface Detection)

Probe: EX3DV4 - SN3677; ConvF(7.62, 7.62, 7.62); Calibrated: 6/19/2019;

Electronics: DAE4 SN1291; Calibrated: 12/4/2018

Phantom: SAM1; Type: SAM; Serial: TP-1534

Measurement SW: DASY52, Version 52.10 (1); SEMCAD X Version 14.6.11 (7439)

d=10mm, Pin=250mW/Area Scan (41x71x1): Measurement grid: dx=15mm, dy=15mm

Maximum value of SAR (interpolated) = 12.2 mW/g

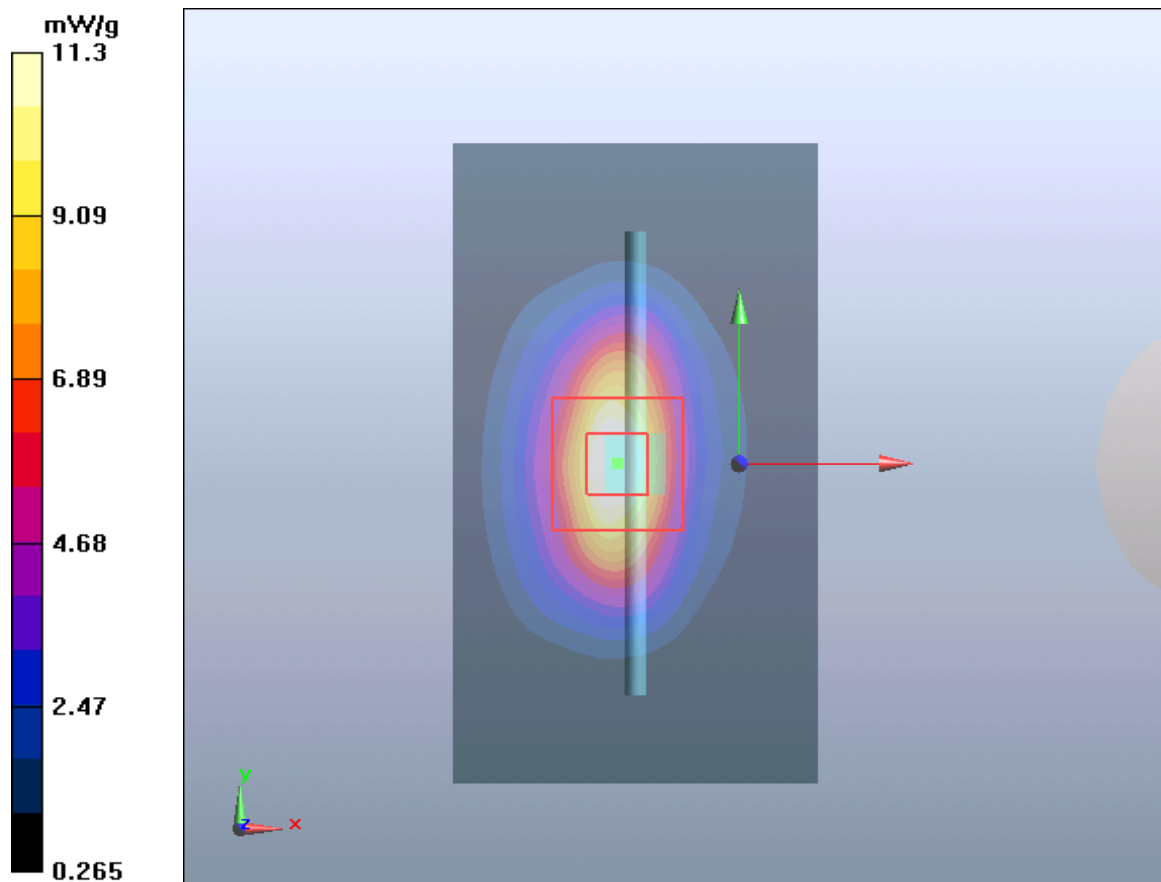
d=10mm, Pin=250mW/Zoom Scan (5x5x7)/Cube 0: Measurement grid: dx=8mm, dy=8mm, dz=5mm

Reference Value = 82.3 V/m; Power Drift = 0.068 dB

Peak SAR (extrapolated) = 17.8 W/kg

SAR(1 g) = 9.93 mW/g; SAR(10 g) = 5.25 mW/g

Maximum value of SAR (measured) = 11.3 mW/g



Plot18 System Performance Check at 1900 MHz Body TSL

DUT: Dipole 1900 MHz; Type: D1900V2; Serial: D1900V2

Date: 7/28/2019

Communication System: CW; Frequency: 1900 MHz; Duty Cycle: 1:1

Medium parameters used: $f = 1900$ MHz; $\sigma = 1.51$ S/m; $\epsilon_r = 52.8$; $\rho = 1000$ kg/m³

Ambient Temperature: 22.3 °C Liquid Temperature: 21.5 °C

Phantom section: Flat Section

DASY5 Configuration:

Sensor-Surface: 4mm (Mechanical Surface Detection)

Probe: EX3DV4 - SN3677; ConvF(7.62, 7.62, 7.62); Calibrated: 6/19/2019;

Electronics: DAE4 SN1291; Calibrated: 12/4/2018

Phantom: SAM1; Type: SAM; Serial: TP-1534

Measurement SW: DASY52, Version 52.10 (1); SEMCAD X Version 14.6.11 (7439)

d=10mm, Pin=250mW/Area Scan (41x71x1): Measurement grid: dx=15mm, dy=15mm

Maximum value of SAR (interpolated) = 12.2 mW/g

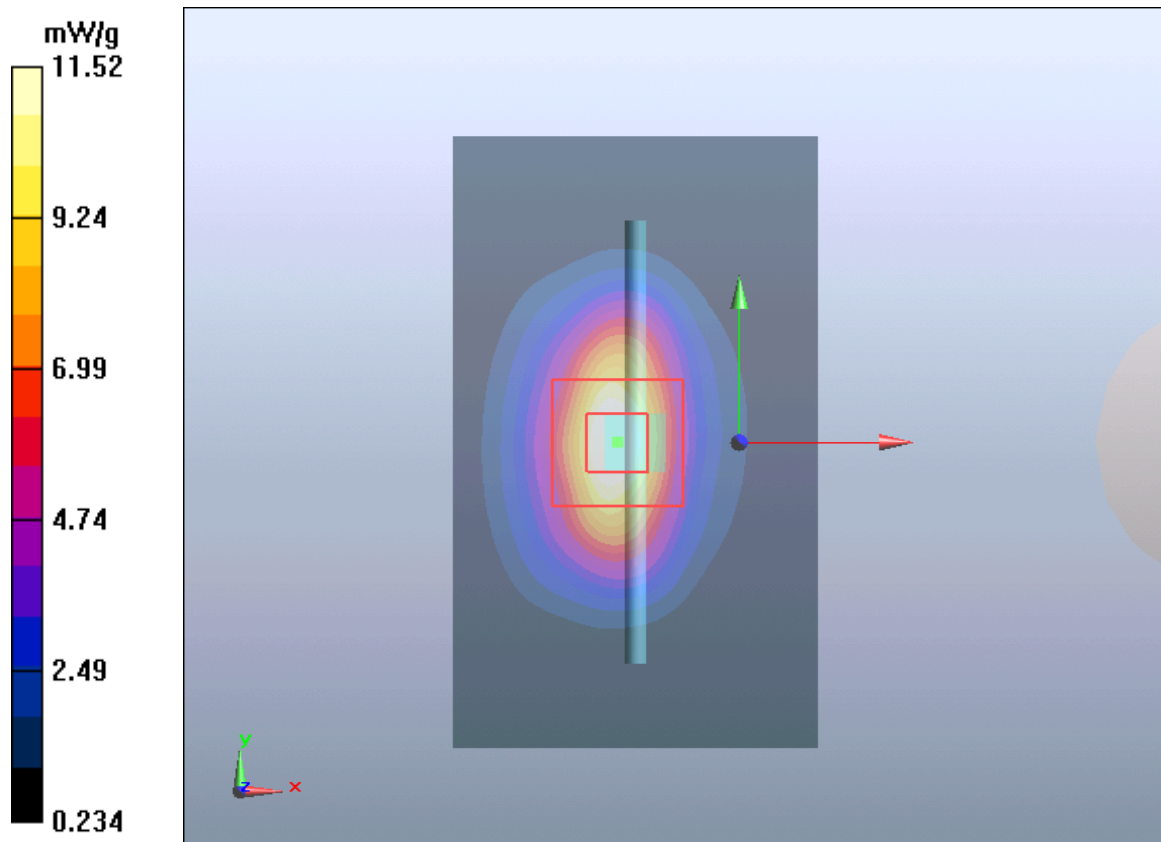
d=10mm, Pin=250mW/Zoom Scan (5x5x7)/Cube 0: Measurement grid: dx=8mm, dy=8mm, dz=5mm

Reference Value = 82.3 V/m; Power Drift = 0.068 dB

Peak SAR (extrapolated) = 17.8 W/kg

SAR(1 g) = 9.91 mW/g; SAR(10 g) = 5.23 mW/g

Maximum value of SAR (measured) = 11.52 mW/g



Plot19 System Performance Check at 2450 MHz Head TSL

DUT: Dipole 2450 MHz; Type: D2450V2; Serial: D2450V2

Date: 7/27/2019

Communication System: CW; Frequency: 2450 MHz; Duty Cycle: 1:1

Medium parameters used: $f = 2450$ MHz; $\sigma = 1.80$ S/m; $\epsilon_r = 38.8$; $\rho = 1000$ kg/m³

Ambient Temperature: 22.3 °C Liquid Temperature: 21.5 °C

Phantom section: Flat Section

DASY5 Configuration:

Sensor-Surface: 4mm (Mechanical Surface Detection)

Probe: EX3DV4 - SN3677; ConvF(7.50, 7.50, 7.50); Calibrated: 6/19/2019;

Electronics: DAE4 SN1291; Calibrated: 12/4/2018

Phantom: SAM1; Type: SAM; Serial: TP-1534

Measurement SW: DASY52, Version 52.10 (1); SEMCAD X Version 14.6.11 (7439)

d=10mm, Pin=250mW/Area Scan (41x71x1): Measurement grid: dx=12mm, dy=12mm

Maximum value of SAR (interpolated) = 18 mW/g

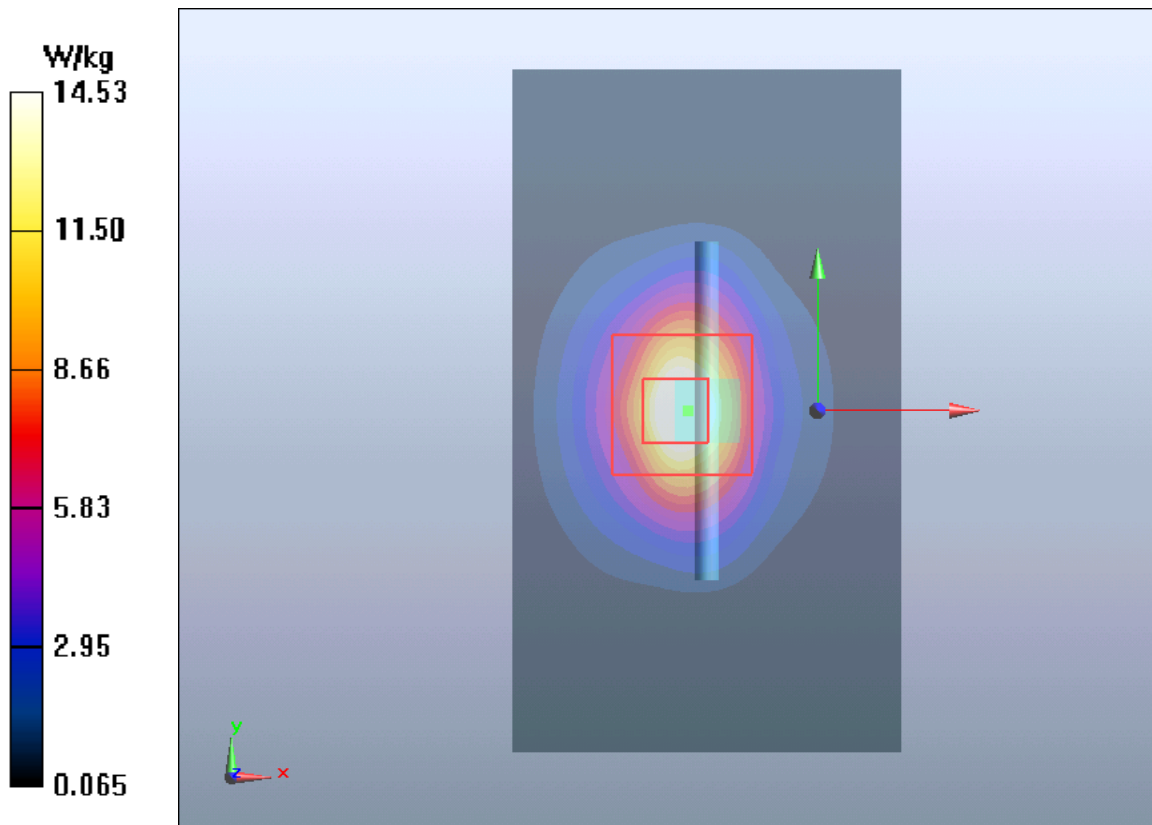
d=10mm, Pin=250mW/Zoom Scan (7x7x7)/Cube 0: Measurement grid: dx=5mm, dy=5mm, dz=5mm

Reference Value = 87.7 V/m; Power Drift = 0.1 dB

Peak SAR (extrapolated) = 28.9W/kg

SAR(1 g) = 13.66 mW/g; SAR(10 g) = 6.2 mW/g

Maximum value of SAR (measured) = 14.53 mW/g



Plot20 System Performance Check at 2450 MHz Body TSL

DUT: Dipole 2450 MHz; Type: D2450V2; Serial: D2450V2

Date: 7/27/2019

Communication System: CW; Frequency: 2450 MHz; Duty Cycle: 1:1

Medium parameters used: $f = 2450 \text{ MHz}$; $\sigma = 1.97 \text{ S/m}$; $\epsilon_r = 52.6$; $\rho = 1000 \text{ kg/m}^3$

Ambient Temperature: $22.3 \text{ }^\circ\text{C}$ Liquid Temperature: $21.5 \text{ }^\circ\text{C}$

Phantom section: Flat Section

DASY5 Configuration:

Sensor-Surface: 4mm (Mechanical Surface Detection)

Probe: EX3DV4 - SN3677; ConvF(7.57, 7.57, 7.57); Calibrated: 6/19/2019;

Electronics: DAE4 SN1291; Calibrated: 12/4/2018

Phantom: SAM1; Type: SAM; Serial: TP-1534

Measurement SW: DASY52, Version 52.10 (1); SEMCAD X Version 14.6.11 (7439)

d=10mm, Pin=250mW/Area Scan (41x71x1): Measurement grid: dx=12mm, dy=12mm

Maximum value of SAR (interpolated) = 16.12 mW/g

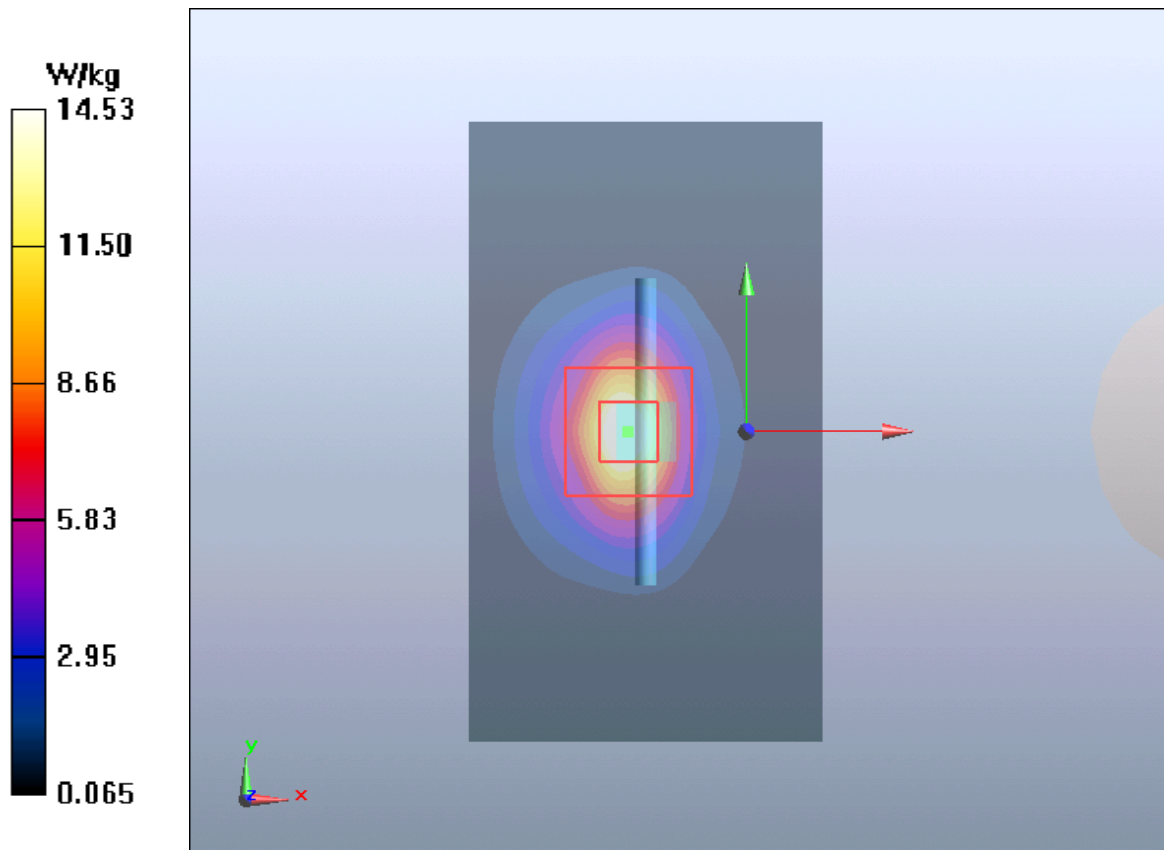
d=10mm, Pin=250mW/Zoom Scan (7x7x7)/Cube 0: Measurement grid: dx=5mm, dy=5mm, dz=5mm

Reference Value = 81.5 V/m; Power Drift = 0.04 dB

Peak SAR (extrapolated) = 25.6 W/kg

SAR(1 g) = 12.52 mW/g; SAR(10 g) = 6.18 mW/g

Maximum value of SAR (measured) = 14.53 mW/g



Plot21 System Performance Check at 2600 MHz Head TSL

DUT: Dipole 2600 MHz; Type: D2600V2; Serial: D2600V2

Date: 7/26/2019

Communication System: CW; Frequency: 2600 MHz

Medium parameters used: $f = 2600$ MHz; $\sigma = 2.01$ S/m; $\epsilon_r = 38.2$; $\rho = 1000$ kg/m³

Phantom section: Flat Section

DASY5 Configuration:

Sensor-Surface: 4mm (Mechanical Surface Detection)

Probe: EX3DV4 - SN3677; ConvF(7.20, 7.20, 7.20); Calibrated: 6/19/2019;

Electronics: DAE4 SN1291; Calibrated: 12/4/2018

Phantom: SAM1; Type: SAM; Serial: TP-1534

Measurement SW: DASY52, Version 52.10 (1); SEMCAD X Version 14.6.11 (7439)

d=10mm, Pin=250mW/Area Scan (41x71x1): Measurement grid:dx=12mm, dy=12mm

Maximum value of SAR (interpolated) = 17.439 mW/g

d=10mm, Pin=250mW/Zoom Scan (7x7x7)/Cube 0: Measurement grid: dx=5mm, dy=5mm,

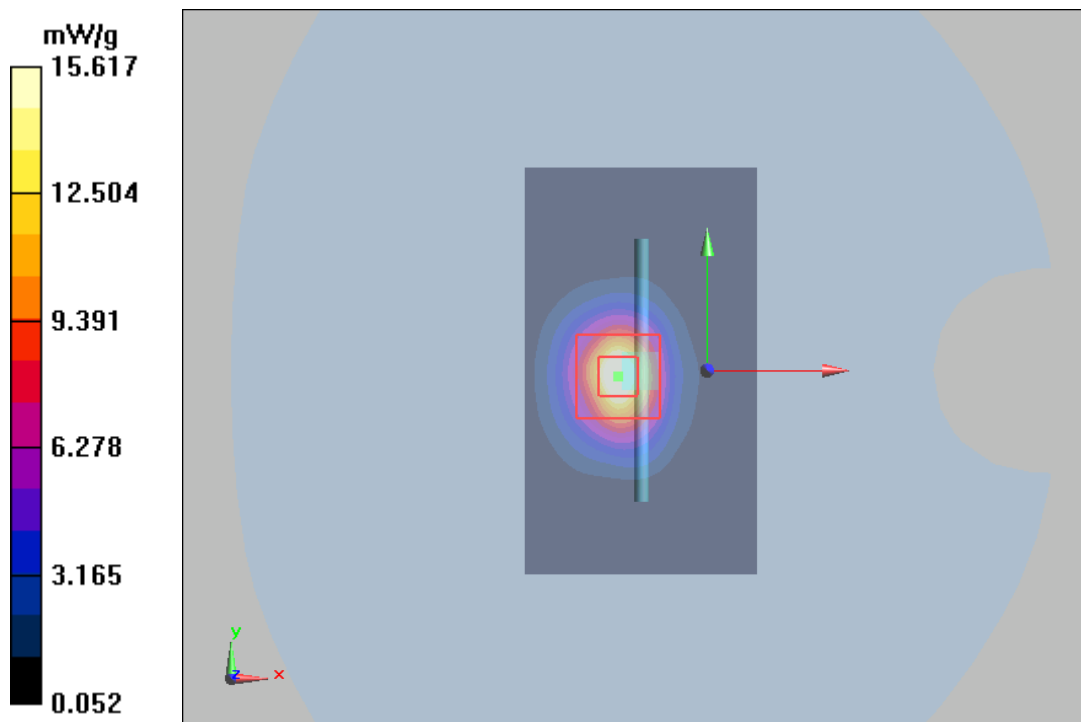
dz=5mm

Reference Value = 87.998 V/m; Power Drift = -0.04 dB

Peak SAR (extrapolated) = 31.858 W/kg

SAR(1 g) = 13.9 mW/g; SAR(10 g) = 6.07 mW/g

Maximum value of SAR (measured) = 15.617 mW/g



Plot22 System Performance Check at 2600 MHz Head TSL**DUT: Dipole 2600 MHz; Type: D2600V2; Serial: D2600V2**

Date: 7/29/2019

Communication System: CW; Frequency: 2600 MHz

Medium parameters used: $f = 2600$ MHz; $\sigma = 1.94$ S/m; $\epsilon_r = 38.4$; $\rho = 1000$ kg/m³

Phantom section: Flat Section

DASY5 Configuration:

Sensor-Surface: 4mm (Mechanical Surface Detection)

Probe: EX3DV4 - SN3677; ConvF(7.20, 7.20, 7.20); Calibrated: 6/19/2019;

Electronics: DAE4 SN1291; Calibrated: 12/4/2018

Phantom: SAM1; Type: SAM; Serial: TP-1534

Measurement SW: DASY52, Version 52.10 (1); SEMCAD X Version 14.6.11 (7439)

d=10mm, Pin=250mW/Area Scan (41x71x1): Measurement grid: dx=12mm, dy=12mm

Maximum value of SAR (interpolated) = 17.59 mW/g

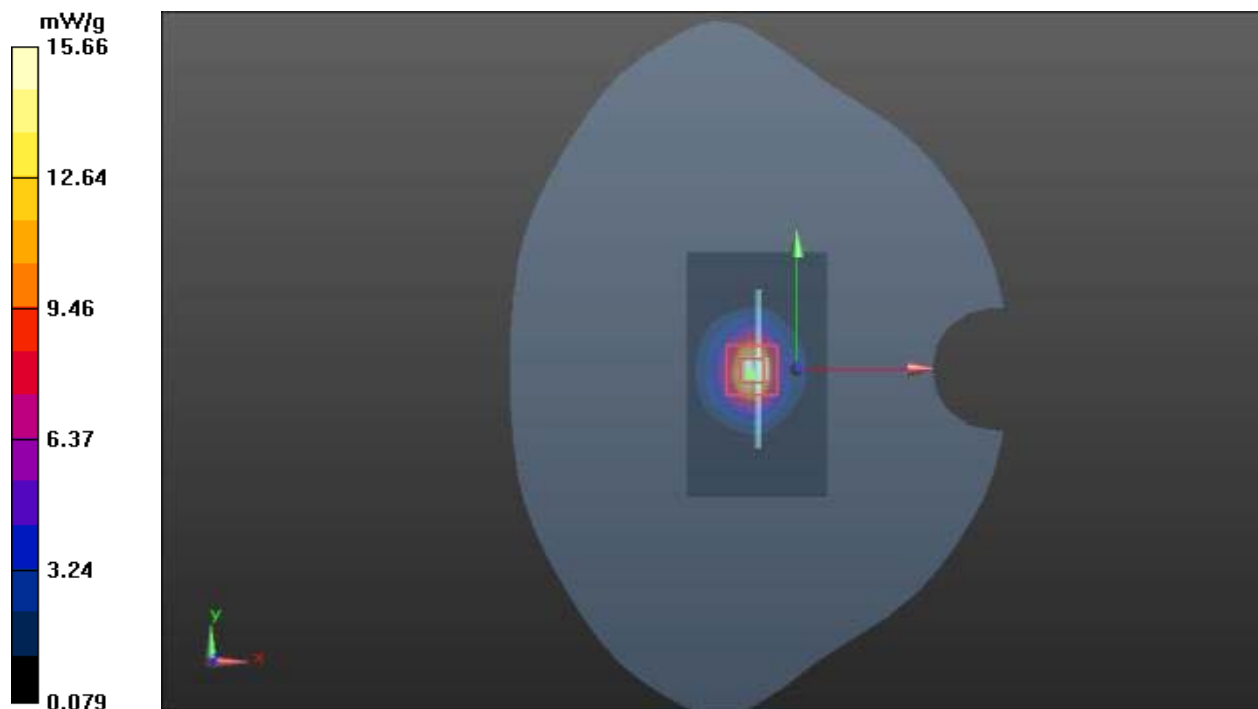
d=10mm, Pin=250mW/Zoom Scan (7x7x7)/Cube 0: Measurement grid: dx=5mm, dy=5mm, dz=5mm

Reference Value = 87.998 V/m; Power Drift = -0.04 dB

Peak SAR (extrapolated) = 31.858 W/kg

SAR(1 g) = 13.88 mW/g; SAR(10 g) = 6.09 mW/g

Maximum value of SAR (measured) = 15.66 mW/g



Plot23 System Performance Check at 2600 MHz Head TSL

DUT: Dipole 2600 MHz; Type: D2600V2; Serial: D2600V2

Date: 8/5/2019

Communication System: CW; Frequency: 2600 MHz

Medium parameters used: $f = 2600$ MHz; $\sigma = 1.99$ S/m; $\epsilon_r = 38.3$; $\rho = 1000$ kg/m³

Phantom section: Flat Section

DASY5 Configuration:

Sensor-Surface: 4mm (Mechanical Surface Detection)

Probe: EX3DV4 - SN3677; ConvF(7.20, 7.20, 7.20); Calibrated: 6/19/2019;

Electronics: DAE4 SN1291; Calibrated: 12/4/2018

Phantom: SAM1; Type: SAM; Serial: TP-1534

Measurement SW: DASY52, Version 52.10 (1); SEMCAD X Version 14.6.11 (7439)

d=10mm, Pin=250mW/Area Scan (41x71x1): Measurement grid:dx=12mm, dy=12mm

Maximum value of SAR (interpolated) = 17.32 mW/g

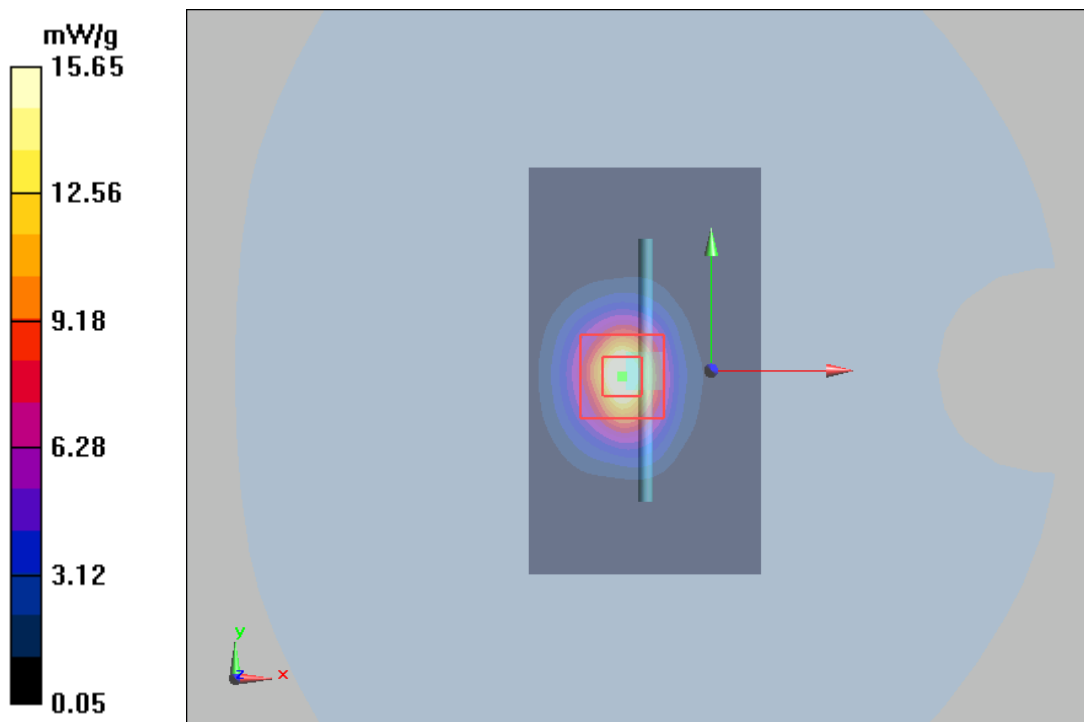
d=10mm, Pin=250mW/Zoom Scan (7x7x7)/Cube 0: Measurement grid: dx=5mm, dy=5mm, dz=5mm

Reference Value = 87.465 V/m; Power Drift = 0.146 dB

Peak SAR (extrapolated) = 31.85 W/kg

SAR(1 g) = 13.94 mW/g; SAR(10 g) = 6.11 mW/g

Maximum value of SAR (measured) = 15.66 mW/g



Plot24 System Performance Check at 2600 MHz Body TSL**DUT: Dipole 2600 MHz; Type: D2600V2; Serial: D2600V2**

Date: 7/21/2019

Communication System: CW; Frequency: 2600 MHz; Duty Cycle: 1:1

Medium parameters used: $f = 2600$ MHz; $\sigma = 2.23$ S/m; $\epsilon_r = 51.5$; $\rho = 1000$ kg/m³

Ambient Temperature: 22.3 °C Liquid Temperature: 21.5 °C

Phantom section: Flat Section

DASY5 Configuration:

Sensor-Surface: 4mm (Mechanical Surface Detection)

Probe: EX3DV4 - SN3677; ConvF(7.33, 7.33, 7.33); Calibrated: 6/19/2019;

Electronics: DAE4 SN1291; Calibrated: 12/4/2018

Phantom: SAM1; Type: SAM; Serial: TP-1534

Measurement SW: DASY52, Version 52.10 (1); SEMCAD X Version 14.6.11 (7439)

d=10mm, Pin=250mW /Area Scan (41x71x1): Measurement grid: dx=12mm, dy=12mm

Maximum value of SAR (interpolated) = 17.7 mW/g

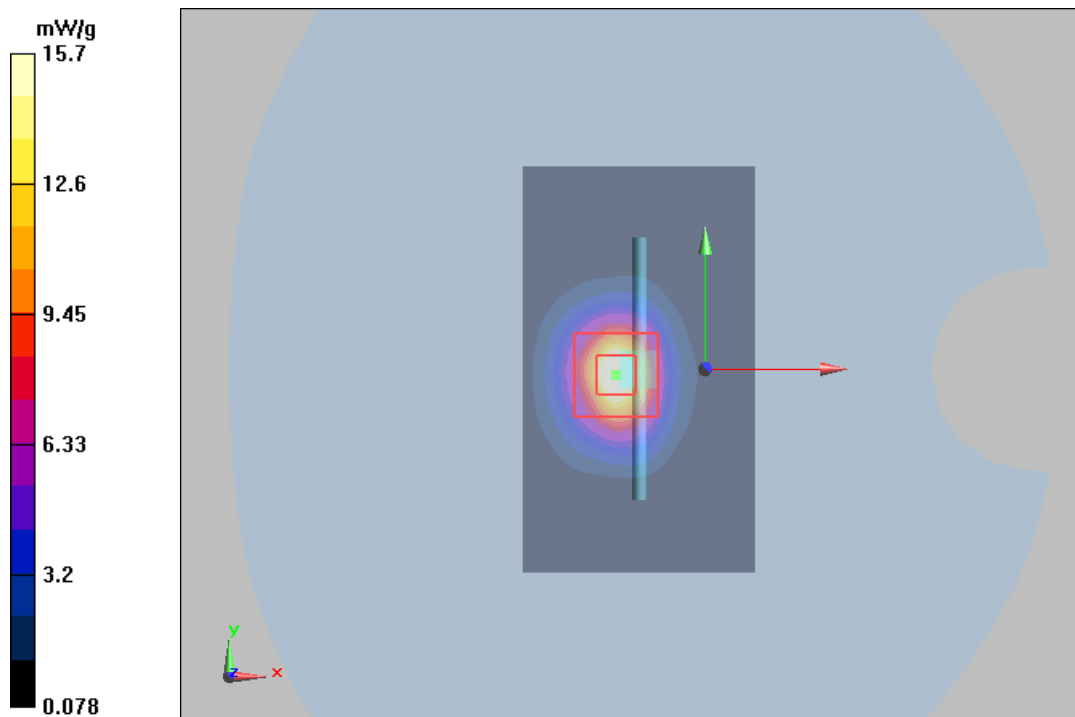
d=10mm, Pin=250mW/Zoom Scan (7x7x7)/Cube 0: Measurement grid: dx=5mm, dy=5mm, dz=5mm

Reference Value = 74 V/m; Power Drift = -0.0027 dB

Peak SAR (extrapolated) = 28.5 W/kg

SAR(1 g) = 13.5 mW/g; SAR(10 g) = 5.99 mW/g

Maximum value of SAR (measured) = 15.7 mW/g



Plot25 System Performance Check at 2600 MHz Body TSL**DUT: Dipole 2600 MHz; Type: D2600V2; Serial: D2600V2**

Date: 7/22/2019

Communication System: CW; Frequency: 2600 MHz; Duty Cycle: 1:1

Medium parameters used: $f = 2600$ MHz; $\sigma = 2.21$ S/m; $\epsilon_r = 51.7$; $\rho = 1000$ kg/m³

Ambient Temperature: 22.3 °C Liquid Temperature: 21.5 °C

Phantom section: Flat Section

DASY5 Configuration:

Sensor-Surface: 4mm (Mechanical Surface Detection)

Probe: EX3DV4 - SN3677; ConvF(7.33, 7.33, 7.33); Calibrated: 6/19/2019;

Electronics: DAE4 SN1291; Calibrated: 12/4/2018

Phantom: SAM1; Type: SAM; Serial: TP-1534

Measurement SW: DASY52, Version 52.10 (1); SEMCAD X Version 14.6.11 (7439)

d=10mm, Pin=250mW /Area Scan (41x71x1): Measurement grid: dx=12mm, dy=12mm

Maximum value of SAR (interpolated) = 17.67 mW/g

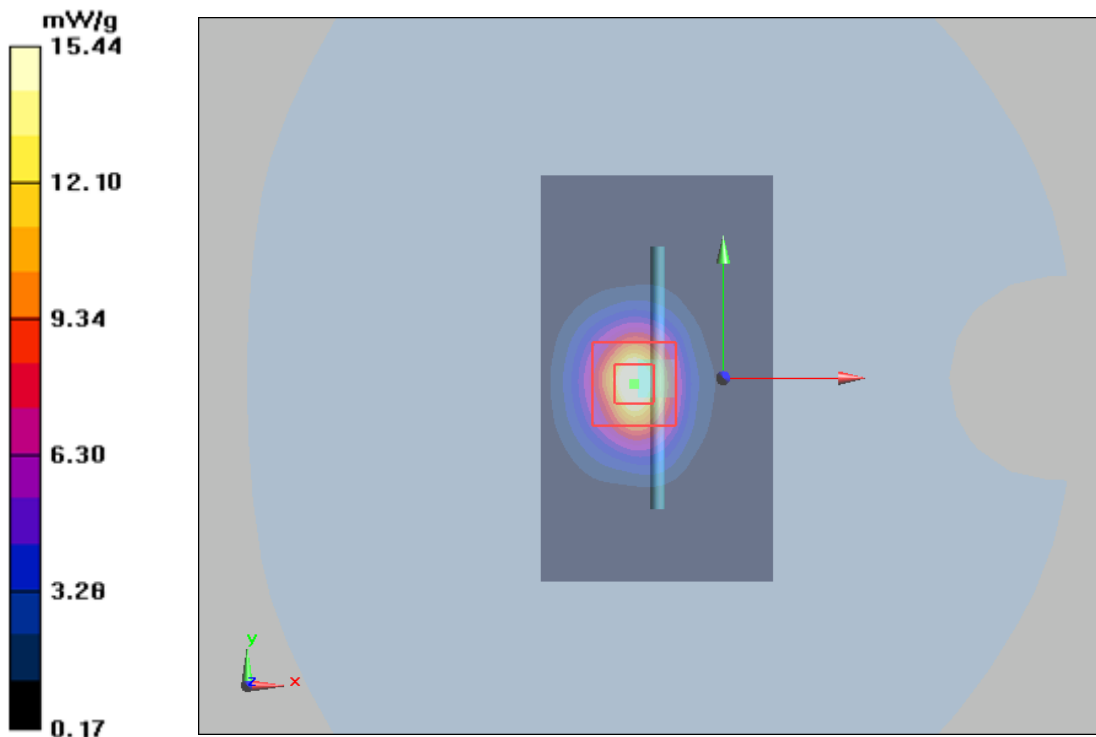
d=10mm, Pin=250mW/Zoom Scan (7x7x7)/Cube 0: Measurement grid: dx=5mm, dy=5mm, dz=5mm

Reference Value = 74 V/m; Power Drift = -0.14 dB

Peak SAR (extrapolated) = 28.5 W/kg

SAR(1 g) = 13.55 mW/g; SAR(10 g) = 5.89 mW/g

Maximum value of SAR (measured) = 15.44 mW/g



Plot26 System Performance Check at 2600 MHz Body TSL

DUT: Dipole 2600 MHz; Type: D2600V2; Serial: D2600V2

Date: 8/1/2019

Communication System: CW; Frequency: 2600 MHz; Duty Cycle: 1:1

Medium parameters used: $f = 2600$ MHz; $\sigma = 2.24$ S/m; $\epsilon_r = 51.5$; $\rho = 1000$ kg/m³

Ambient Temperature: 22.3 °C Liquid Temperature: 21.5 °C

Phantom section: Flat Section

DASY5 Configuration:

Sensor-Surface: 4mm (Mechanical Surface Detection)

Probe: EX3DV4 - SN3677; ConvF(7.33, 7.33, 7.33); Calibrated: 6/19/2019;

Electronics: DAE4 SN1291; Calibrated: 12/4/2018

Phantom: SAM1; Type: SAM; Serial: TP-1534

Measurement SW: DASY52, Version 52.10 (1); SEMCAD X Version 14.6.11 (7439)

d=10mm, Pin=250mW /Area Scan (41x71x1): Measurement grid: dx=12mm, dy=12mm

Maximum value of SAR (interpolated) = 17.71 mW/g

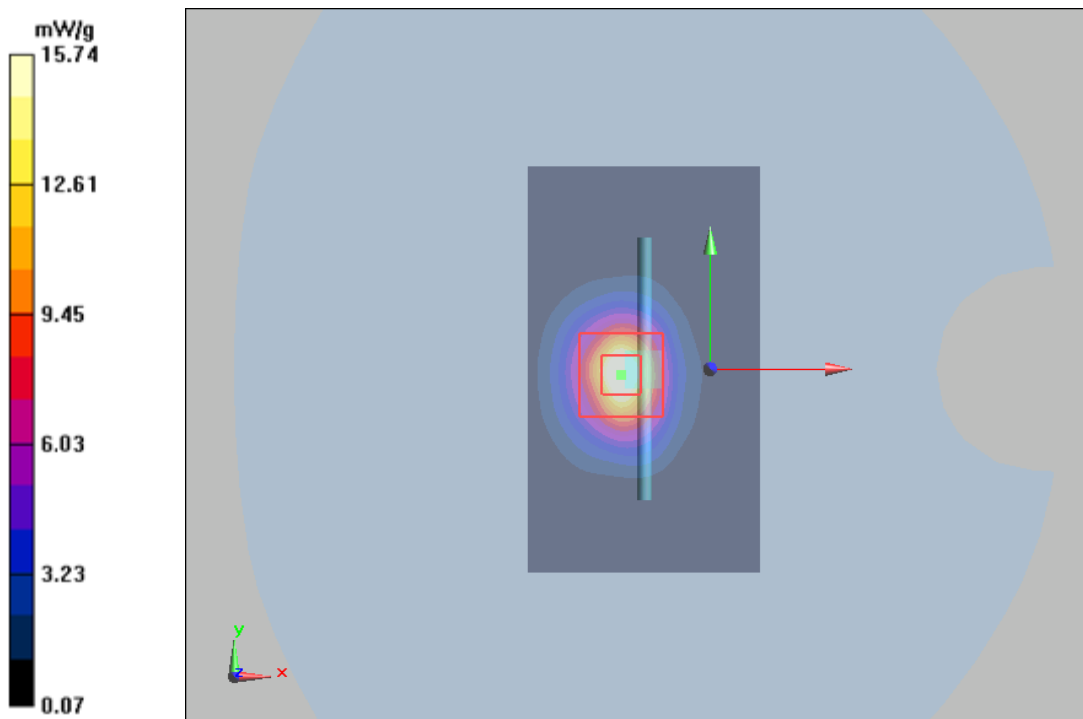
d=10mm, Pin=250mW/Zoom Scan (7x7x7)/Cube 0: Measurement grid: dx=5mm, dy=5mm, dz=5mm

Reference Value = 74.11 V/m; Power Drift = 0.022 dB

Peak SAR (extrapolated) = 28.42 W/kg

SAR(1 g) = 13.66 mW/g; SAR(10 g) = 6.01 mW/g

Maximum value of SAR (measured) = 15.74 mW/g



Plot27 System Performance Check at 2600 MHz Body TSL

DUT: Dipole 2600 MHz; Type: D2600V2; Serial: D2600V2

Date: 8/2/2019

Communication System: CW; Frequency: 2600 MHz; Duty Cycle: 1:1

Medium parameters used: $f = 2600$ MHz; $\sigma = 2.23$ S/m; $\epsilon_r = 51.6$; $\rho = 1000$ kg/m³

Ambient Temperature: 22.3 °C Liquid Temperature: 21.5 °C

Phantom section: Flat Section

DASY5 Configuration:

Sensor-Surface: 4mm (Mechanical Surface Detection)

Probe: EX3DV4 - SN3677; ConvF(7.33, 7.33, 7.33); Calibrated: 6/19/2019;

Electronics: DAE4 SN1291; Calibrated: 12/4/2018

Phantom: SAM1; Type: SAM; Serial: TP-1534

Measurement SW: DASY52, Version 52.10 (1); SEMCAD X Version 14.6.11 (7439)

d=10mm, Pin=250mW /Area Scan (41x71x1): Measurement grid: dx=12mm, dy=12mm

Maximum value of SAR (interpolated) = 17.36 mW/g

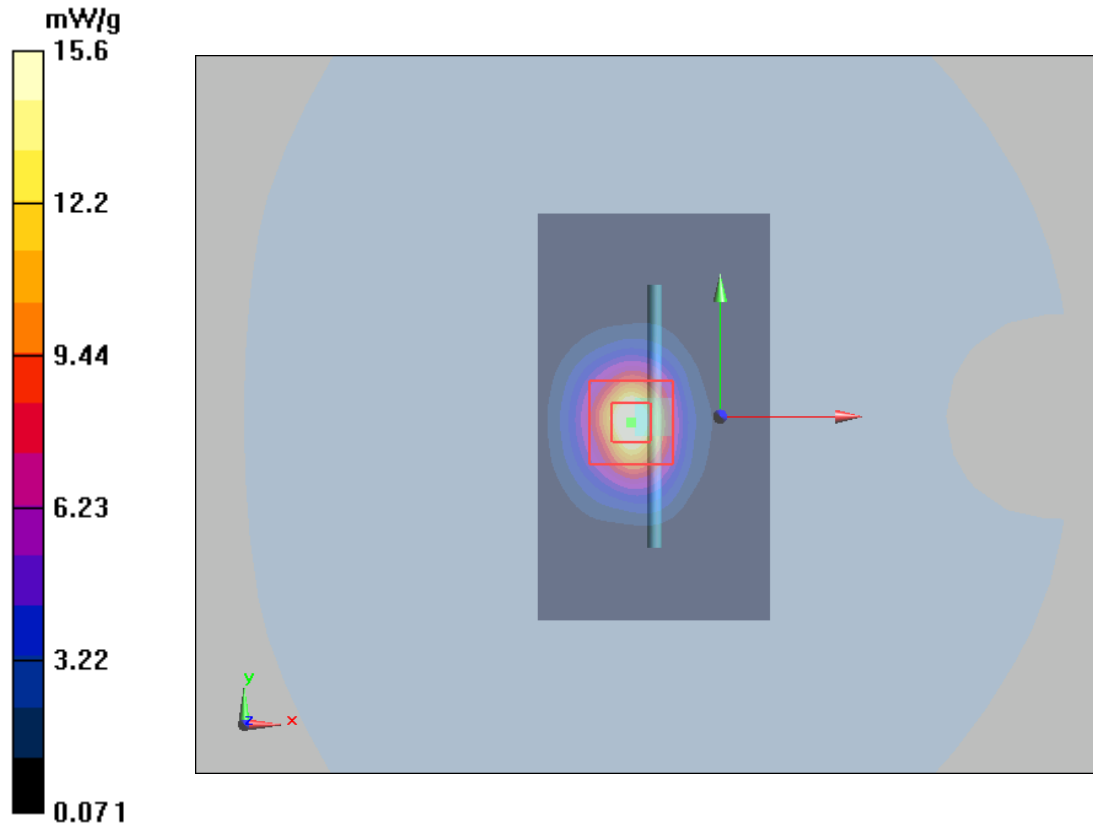
d=10mm, Pin=250mW/Zoom Scan (7x7x7)/Cube 0: Measurement grid: dx=5mm, dy=5mm, dz=5mm

Reference Value = 73.63 V/m; Power Drift = 0.047 dB

Peak SAR (extrapolated) = 28.7 W/kg

SAR(1 g) = 13.64 mW/g; SAR(10 g) = 5.83 mW/g

Maximum value of SAR (measured) = 15.6 mW/g



Plot 28 System Performance Check at 5250 MHz Head TSL

DUT: Dipole 5250 MHz; Type: D5GHzV2; Serial: D5GHzV2

Date: 8/7/2019

Communication System: CW; Frequency: 5250 MHz; Duty Cycle: 1:1

Medium parameters used: $f = 5250$ MHz; $\sigma = 4.80$ S/m; $\epsilon_r = 35.5$; $\rho = 1000$ kg/m³

Ambient Temperature: 22.3 °C Liquid Temperature: 21.5 °C

Phantom section: Flat Section

DASY5 Configuration:

Sensor-Surface: 1.4mm (Mechanical Surface Detection)

Probe: EX3DV4 - SN3677; ConvF(5.56, 5.56, 5.56); Calibrated: 6/19/2019;

Electronics: DAE4 SN1291; Calibrated: 12/4/2018

Phantom: SAM1; Type: SAM; Serial: TP-1534

Measurement SW: DASY52, Version 52.10 (1); SEMCAD X Version 14.6.11 (7439)

d=10mm, Pin=100mW/Area Scan (61x101x1): Measurement grid: dx=10mm, dy=10mm

Maximum value of SAR (interpolated) = 9.14 mW/g

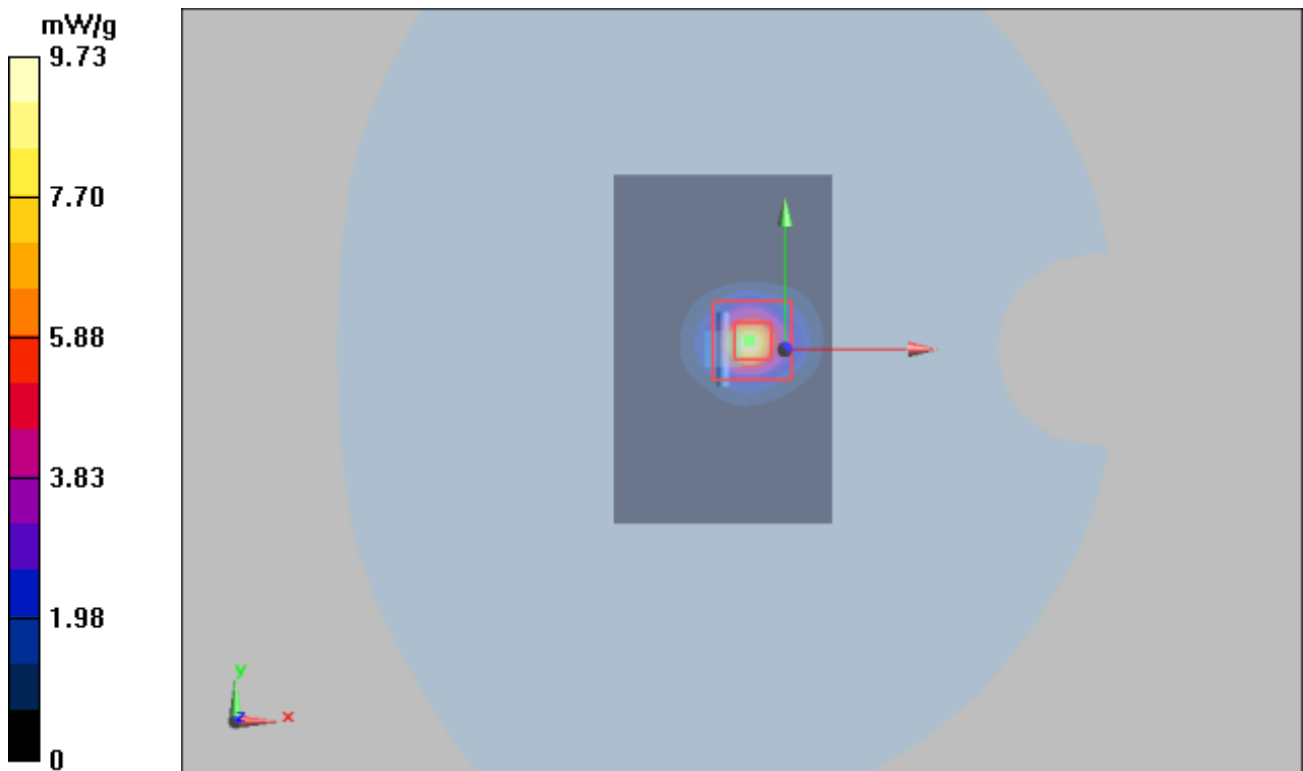
d=10mm, Pin=100mW/Zoom Scan (7x7x12)/Cube 0: Measurement grid: dx=4mm, dy=4mm, dz=2mm

Reference Value = 33.6 V/m; Power Drift = -0.095 dB

Peak SAR (extrapolated) = 52.2 W/kg

SAR(1 g) = 7.87 mW/g; SAR(10 g) = 2.25 mW/g

Maximum value of SAR (measured) = 9.73 mW/g



Plot 29 System Performance Check at 5250 MHz Body TSL

DUT: Dipole 5250 MHz; Type: D5GHzV2; Serial: D5GHzV2

Date: 8/9/2019

Communication System: CW; Frequency: 5250 MHz; Duty Cycle: 1:1

Medium parameters used: $f = 5250$ MHz; $\sigma = 5.32$ S/m; $\epsilon_r = 48.1$; $\rho = 1000$ kg/m³

Ambient Temperature: 22.3 °C Liquid Temperature: 21.5 °C

Phantom section: Flat Section

DASY5 Configuration:

Sensor-Surface: 1.4mm (Mechanical Surface Detection)

Probe: EX3DV4 - SN3677; ConvF(4.93, 4.93, 4.93); Calibrated: 6/19/2019;

Electronics: DAE4 SN1291; Calibrated: 12/4/2018

Phantom: SAM1; Type: SAM; Serial: TP-1534

Measurement SW: DASY52, Version 52.10 (1); SEMCAD X Version 14.6.11 (7439)

d=10mm, Pin=100mW/Area Scan (61x101x1): Measurement grid: dx=10mm, dy=10mm

Maximum value of SAR (interpolated) = 7.69 mW/g

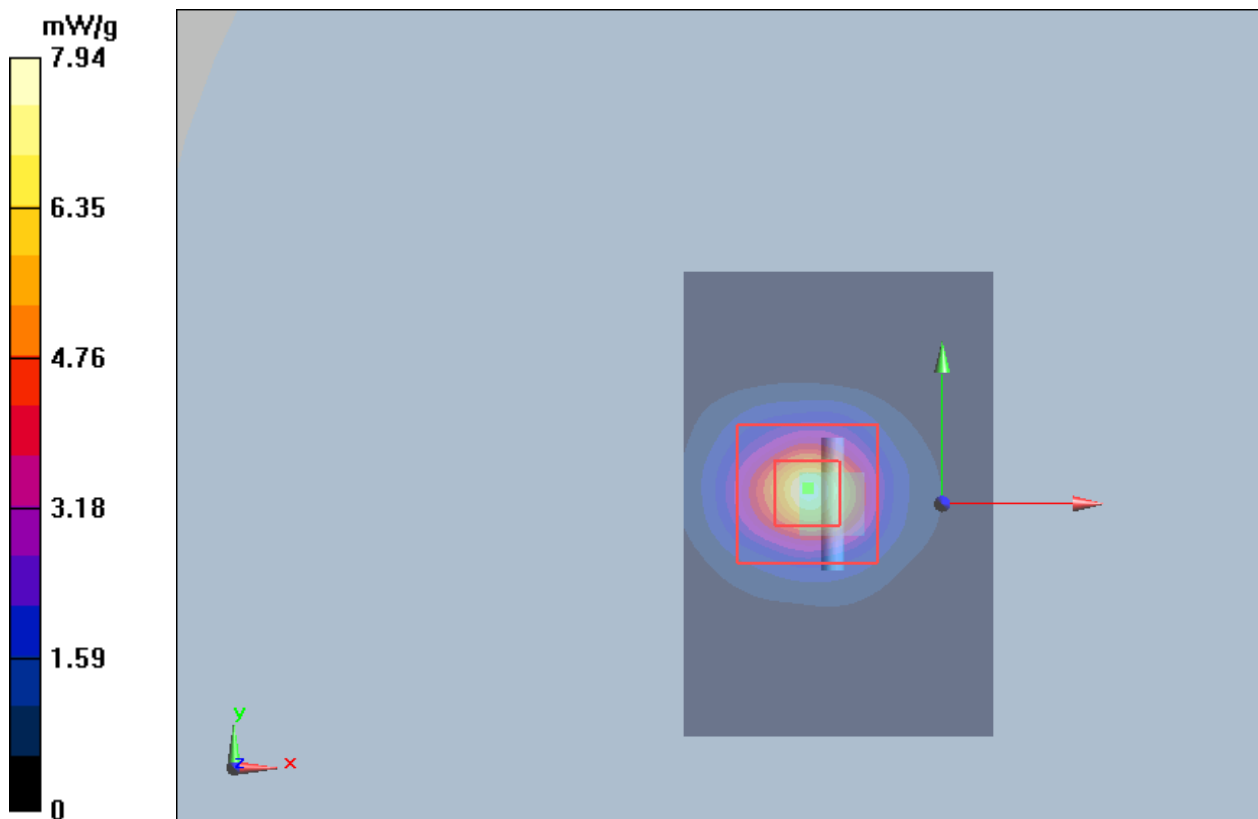
d=10mm, Pin=100mW/Zoom Scan (7x7x12)/Cube 0: Measurement grid: dx=4mm, dy=4mm, dz=2mm

Reference Value = 36.3 V/m; Power Drift = 0.0277 dB

Peak SAR (extrapolated) = 47.7 W/kg

SAR(1 g) = 7.46 mW/g; SAR(10 g) = 2.26 mW/g

Maximum value of SAR (measured) = 7.94 mW/g



Plot 30 System Performance Check at 5600 MHz Head TSL**DUT: Dipole 5600 MHz; Type: D5GHzV2; Serial: D5GHzV2**

Date: 8/8/2019

Communication System: CW; Frequency: 5600 MHz; Duty Cycle: 1:1

Medium parameters used: $f = 5600$ MHz; $\sigma = 5.21$ S/m; $\epsilon_r = 34.2$; $\rho = 1000$ kg/m³

Ambient Temperature: 22.3 °C Liquid Temperature: 21.5 °C

Phantom section: Flat Section

DASY5 Configuration:

Sensor-Surface: 1.4mm (Mechanical Surface Detection)

Probe: EX3DV4 - SN3677; ConvF(4.90, 4.90, 4.90); Calibrated: 6/19/2019;

Electronics: DAE4 SN1291; Calibrated: 12/4/2018

Phantom: SAM1; Type: SAM; Serial: TP-1534

Measurement SW: DASY52, Version 52.10 (1); SEMCAD X Version 14.6.11 (7439)

d=10mm, Pin=100mW/Area Scan (61x101x1): Measurement grid: dx=10mm, dy=10mm

Maximum value of SAR (interpolated) = 8.25 mW/g

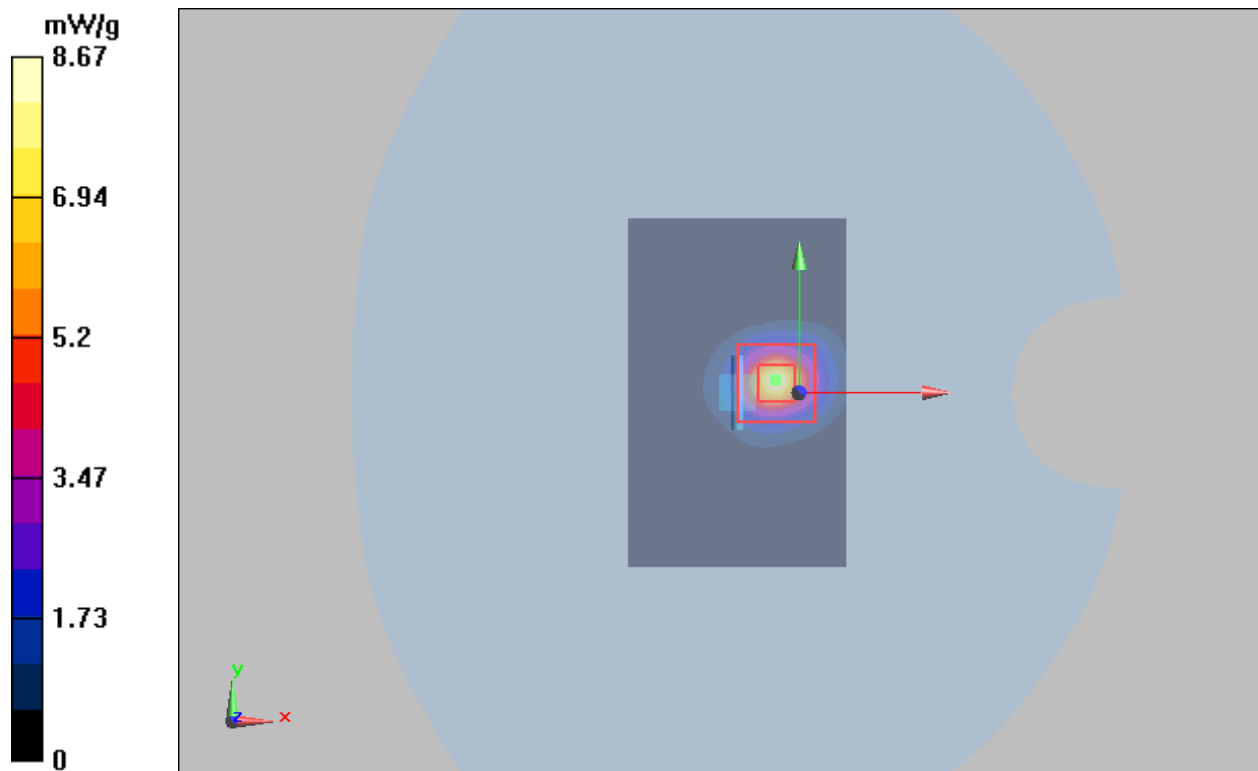
d=10mm, Pin=100mW/Zoom Scan (7x7x12)/Cube 0: Measurement grid: dx=4mm, dy=4mm, dz=2mm

Reference Value = 23.1 V/m; Power Drift = -0.028 dB

Peak SAR (extrapolated) = 22.9 W/kg

SAR(1 g) = 7.67 mW/g; SAR(10 g) = 2.27 mW/g

Maximum value of SAR (measured) = 8.67 mW/g



Plot 31 System Performance Check at 5600 MHz Body TSL

DUT: Dipole 5600 MHz; Type: D5GHzV2; Serial: D5GHzV2

Date: 8/11/2019

Communication System: CW; Frequency: 5600 MHz; Duty Cycle: 1:1

Medium parameters used: $f = 5600$ MHz; $\sigma = 5.78$ S/m; $\epsilon_r = 47.9$; $\rho = 1000$ kg/m³

Ambient Temperature: 22.3 °C Liquid Temperature: 21.5 °C

Phantom section: Flat Section

DASY5 Configuration:

Sensor-Surface: 1.4mm (Mechanical Surface Detection)

Probe: EX3DV4 - SN3677; ConvF(4.24, 4.24, 4.24); Calibrated: 6/19/2019;

Electronics: DAE4 SN1291; Calibrated: 12/4/2018

Phantom: SAM1; Type: SAM; Serial: TP-1534

Measurement SW: DASY52, Version 52.10 (1); SEMCAD X Version 14.6.11 (7439)

d=10mm, Pin=100mW/Area Scan (61x101x1): Measurement grid: dx=10mm, dy=10mm

Maximum value of SAR (interpolated) = 7.84 mW/g

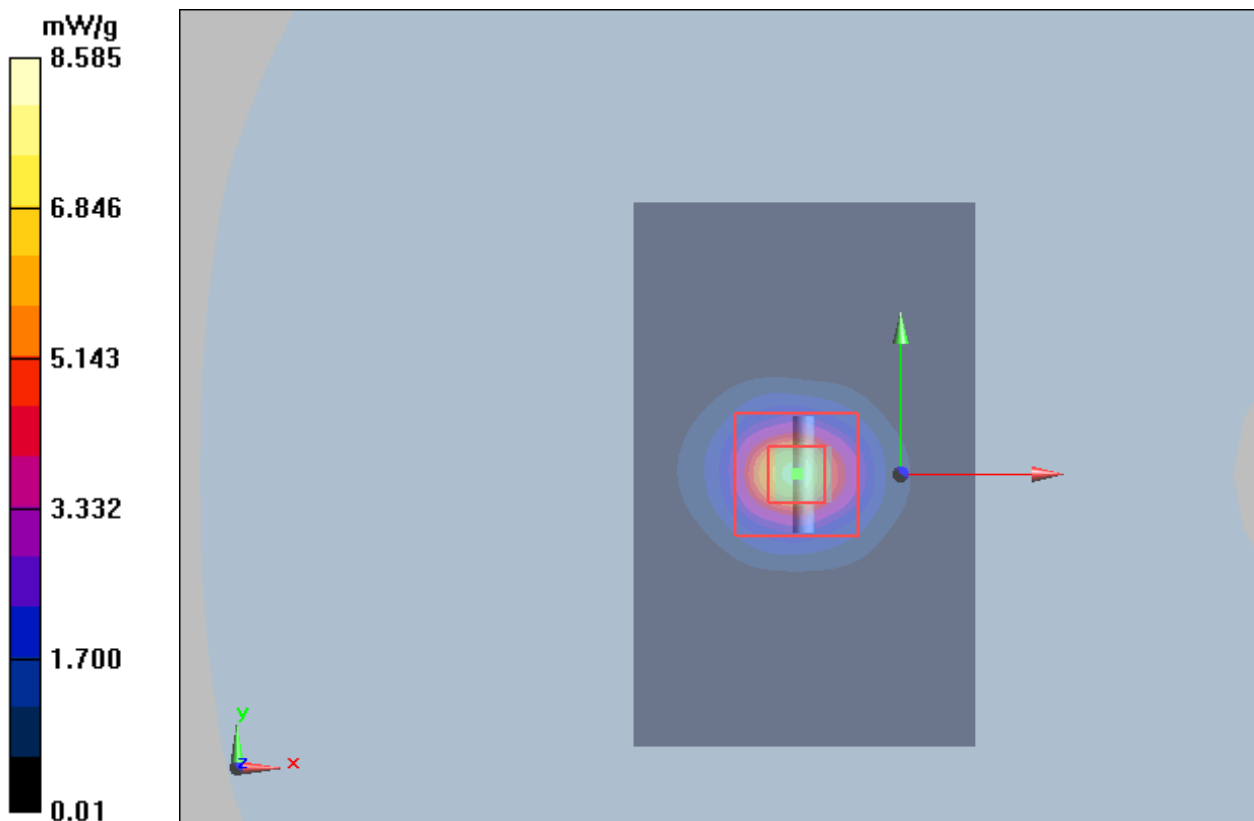
d=10mm, Pin=100mW/Zoom Scan (7x7x12)/Cube 0: Measurement grid: dx=4mm, dy=4mm, dz=2mm

Reference Value = 38 V/m; Power Drift = -0.018 dB

Peak SAR (extrapolated) = 22.6 W/kg

SAR(1 g) = 8.10 mW/g; SAR(10 g) = 2.11 mW/g

Maximum value of SAR (measured) = 8.585 mW/g



Plot 32 System Performance Check at 5750 MHz Head TSL

DUT: Dipole 5750 MHz; Type: D5GHzV2; Serial: D5GHzV2

Date: 8/10/2019

Communication System: CW; Frequency: 5750 MHz; Duty Cycle: 1:1

Medium parameters used: $f = 5750$ MHz; $\sigma = 5.21$ S/m; $\epsilon_r = 34.9$; $\rho = 1000$ kg/m³

Ambient Temperature: 22.3 °C Liquid Temperature: 21.5 °C

Phantom section: Flat Section

DASY5 Configuration:

Sensor-Surface: 1.4mm (Mechanical Surface Detection)

Probe: EX3DV4 - SN3677; ConvF(4.99, 4.99, 4.99); Calibrated: 6/19/2019;

Electronics: DAE4 SN1291; Calibrated: 12/4/2018

Phantom: SAM1; Type: SAM; Serial: TP-1534

Measurement SW: DASY52, Version 52.10 (1); SEMCAD X Version 14.6.11 (7439)

d=10mm, Pin=100mW/Area Scan (61x101x1): Measurement grid: dx=10mm, dy=10mm

Maximum value of SAR (interpolated) = 8.31 mW/g

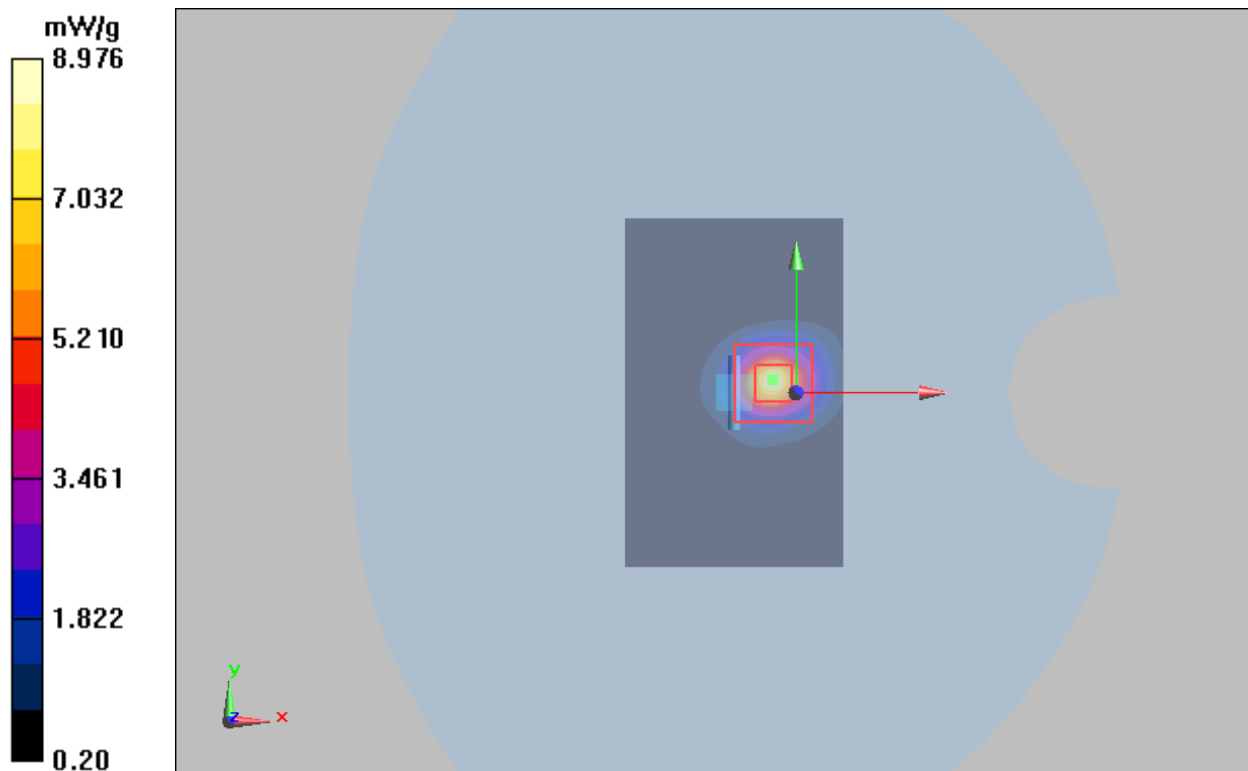
d=10mm, Pin=100mW/Zoom Scan (7x7x12)/Cube 0: Measurement grid: dx=4mm, dy=4mm, dz=2mm

Reference Value = 23.1 V/m; Power Drift = 0.044 dB

Peak SAR (extrapolated) = 23.4 W/kg

SAR(1 g) = 7.66 mW/g; SAR(10 g) = 2.27 mW/g

Maximum value of SAR (measured) = 8.976 mW/g



Plot 33 System Performance Check at 5750 MHz Body TSL

DUT: Dipole 5750 MHz; Type: D5GHzV2; Serial: D5GHzV2

Date: 8/10/2019

Communication System: CW; Frequency: 5750 MHz; Duty Cycle: 1:1

Medium parameters used: $f = 5750$ MHz; $\sigma = 6.14$ S/m; $\epsilon_r = 47.6$; $\rho = 1000$ kg/m³

Ambient Temperature: 22.3 °C Liquid Temperature: 21.5 °C

Phantom section: Flat Section

DASY5 Configuration:

Sensor-Surface: 1.4mm (Mechanical Surface Detection)

Probe: EX3DV4 - SN3677; ConvF(4.35, 4.35, 4.35); Calibrated: 6/19/2019;

Electronics: DAE4 SN1291; Calibrated: 12/4/2018

Phantom: SAM1; Type: SAM; Serial: TP-1534

Measurement SW: DASY52, Version 52.10 (1); SEMCAD X Version 14.6.11 (7439)

d=10mm, Pin=100mW/Area Scan (61x101x1): Measurement grid: dx=10mm, dy=10mm

Maximum value of SAR (interpolated) = 7.84 mW/g

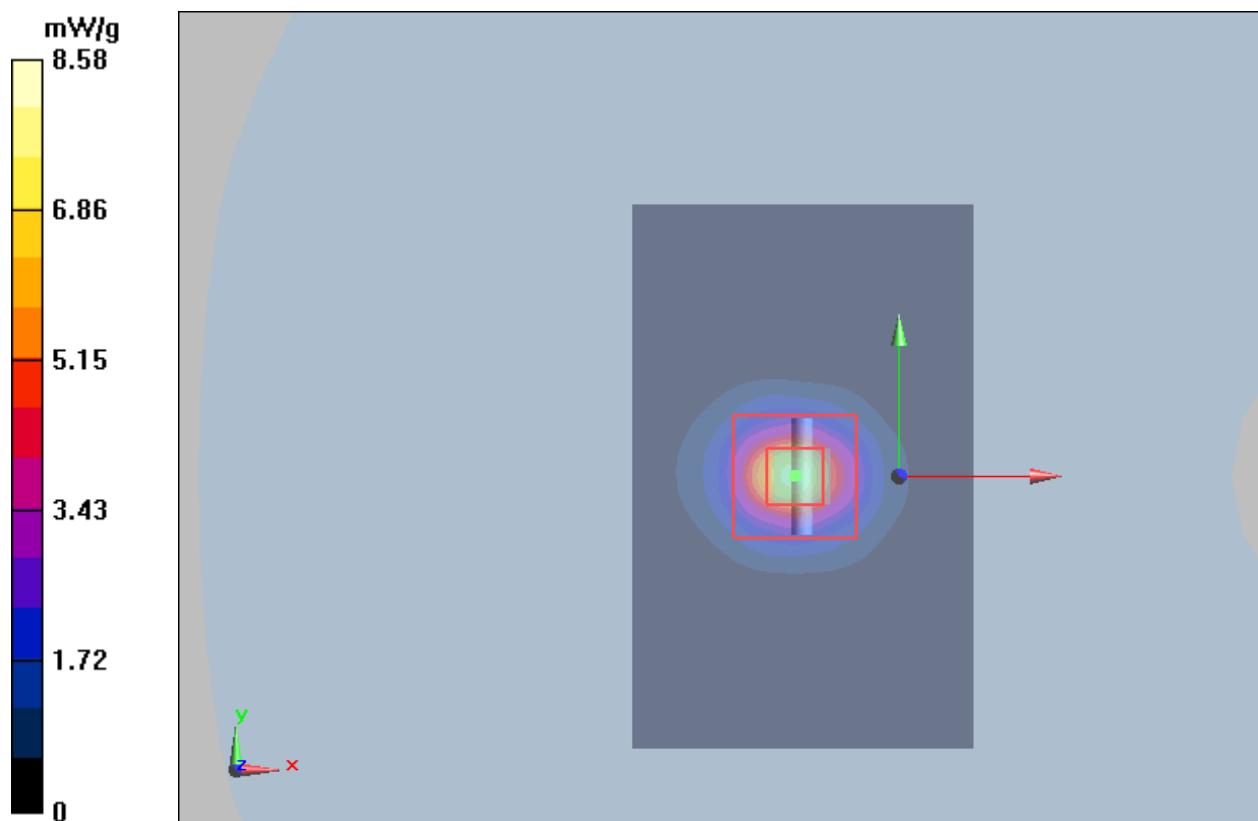
d=10mm, Pin=100mW/Zoom Scan (7x7x12)/Cube 0: Measurement grid: dx=4mm, dy=4mm, dz=2mm

Reference Value = 38 V/m; Power Drift = -0.018 dB

Peak SAR (extrapolated) = 22.6 W/kg

SAR(1 g) = 7.15 mW/g; SAR(10 g) = 1.99 mW/g

Maximum value of SAR (measured) = 8.58 mW/g



ANNEX C: Highest Graph Results

Main-Antenna

Plot 34 GSM 850 Right Cheek Middle

Date: 7/19/2019

Communication System: UID 0, GSM 850 (0); Frequency: 836.6 MHz; Duty Cycle: 1:8.30042

Medium parameters used: $f = 837$ MHz; $\sigma = 0.923$ S/m; $\epsilon_r = 42.201$; $\rho = 1000$ kg/m³

Ambient Temperature: 22.3 °C Liquid Temperature: 21.5 °C

Phantom section: Right Section

DASY5 Configuration:

Sensor-Surface: 4mm (Mechanical Surface Detection)

Probe: EX3DV4 - SN3677; ConvF(9.20, 9.20, 9.20); Calibrated: 6/19/2019;

Electronics: DAE4 SN1291; Calibrated: 12/4/2018

Phantom: SAM1; Type: SAM; Serial: TP-1534

Measurement SW: DASY52, Version 52.10 (1); SEMCAD X Version 14.6.11 (7439)

Right Cheek Middle/Area Scan (71x131x1): Interpolated grid: dx=15 mm, dy=15 mm

Maximum value of SAR (interpolated) = 0.254 W/kg


Right Cheek Middle/Zoom Scan (5x5x7)/Cube 0: Measurement grid: dx=8mm, dy=8mm, dz=5mm

Reference Value = 7.083 V/m; Power Drift = 0.024 dB

Peak SAR (extrapolated) = 0.308 W/kg

SAR(1 g) = 0.236 W/kg; SAR(10 g) = 0.174 W/kg

Maximum value of SAR (measured) = 0.249 W/kg



Plot 35 GSM 850 Right Cheek Middle(best acoustic position)

Date: 7/19/2019

Communication System: UID 0, GSM 850 (0); Frequency: 836.6 MHz; Duty Cycle: 1:8.30042

Medium parameters used: $f = 837$ MHz; $\sigma = 0.923$ S/m; $\epsilon_r = 42.201$; $\rho = 1000$ kg/m³

Ambient Temperature: 22.3 °C Liquid Temperature: 21.5 °C

Phantom section: Right Section

DASY5 Configuration:

Sensor-Surface: 4mm (Mechanical Surface Detection)

Probe: EX3DV4 - SN3677; ConvF(9.20, 9.20, 9.20); Calibrated: 6/19/2019;

Electronics: DAE4 SN1291; Calibrated: 12/4/2018

Phantom: SAM1; Type: SAM; Serial: TP-1534

Measurement SW: DASY52, Version 52.10 (1); SEMCAD X Version 14.6.11 (7439)

Right Cheek Middle/Area Scan (71x131x1): Interpolated grid: dx=15 mm, dy=15 mm

Maximum value of SAR (interpolated) = 0.304 W/kg

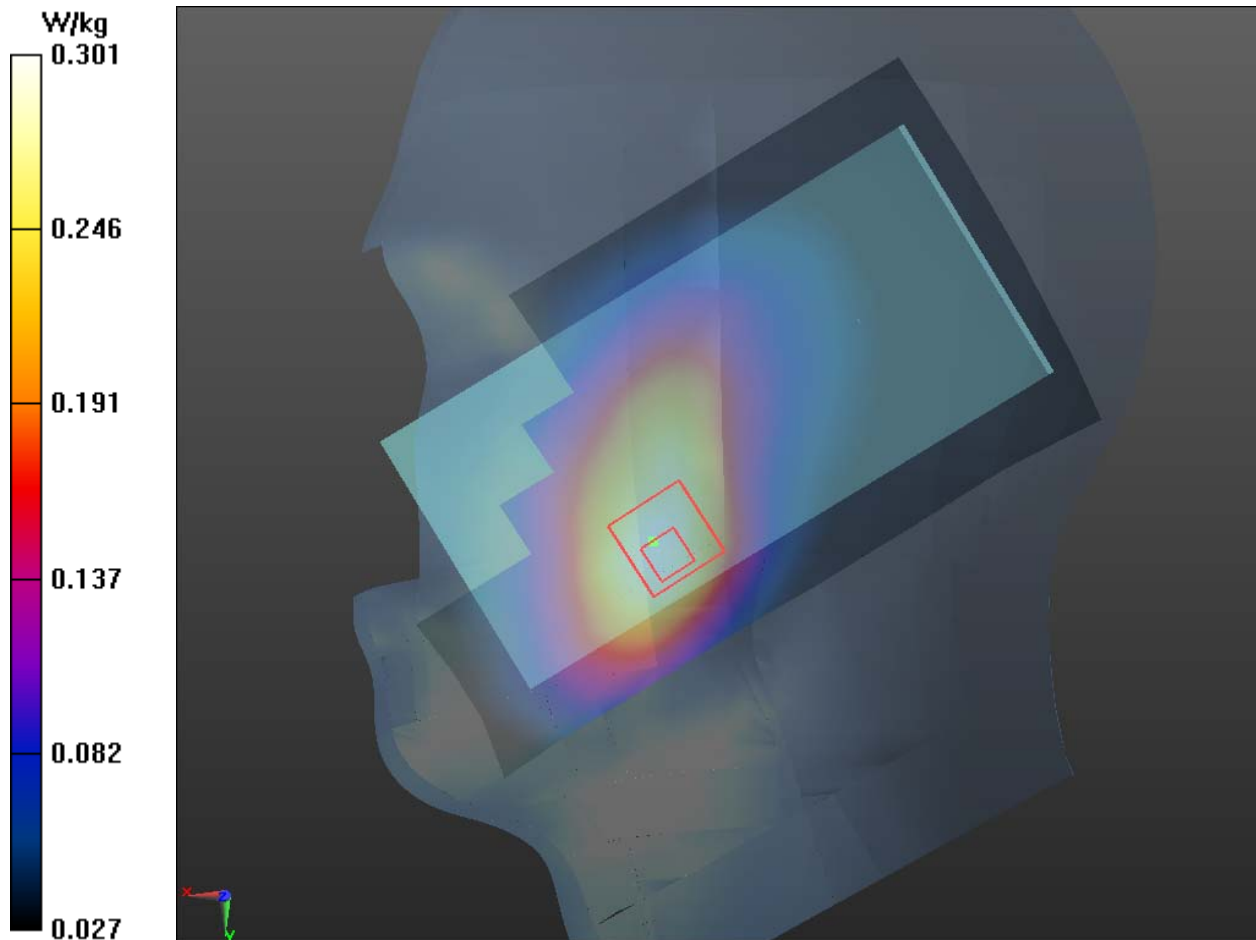
Right Cheek Middle/Zoom Scan (5x5x7)/Cube 0: Measurement grid: dx=8mm, dy=8mm, dz=5mm

Reference Value = 7.081 V/m; Power Drift = 0.047 dB

Peak SAR (extrapolated) = 0.379 W/kg

SAR(1 g) = 0.283 W/kg; SAR(10 g) = 0.200 W/kg

Maximum value of SAR (measured) = 0.301 W/kg



Plot 36 GSM 850 Back Side Middle (Distance 15mm)

Date: 7/23/2019

Communication System: UID 0, GSM 850 (0); Frequency: 836.6 MHz; Duty Cycle: 1:8.30042

Medium parameters used: $f = 837$ MHz; $\sigma = 0.923$ S/m; $\epsilon_r = 42.201$; $\rho = 1000$ kg/m³

Ambient Temperature: 22.3 °C Liquid Temperature: 21.5 °C

Phantom section: Flat Section

DASY5 Configuration:

Sensor-Surface: 4mm (Mechanical Surface Detection)

Probe: EX3DV4 - SN3677; ConvF(9.40, 9.40, 9.40); Calibrated: 6/19/2019;

Electronics: DAE4 SN1291; Calibrated: 12/4/2018

Phantom: SAM1; Type: SAM; Serial: TP-1534

Measurement SW: DASY52, Version 52.10 (1); SEMCAD X Version 14.6.11 (7439)

Back side Middle/Area Scan (71x131x1): Interpolated grid: dx=, dy=

Maximum value of SAR (interpolated) = 0.254 W/kg

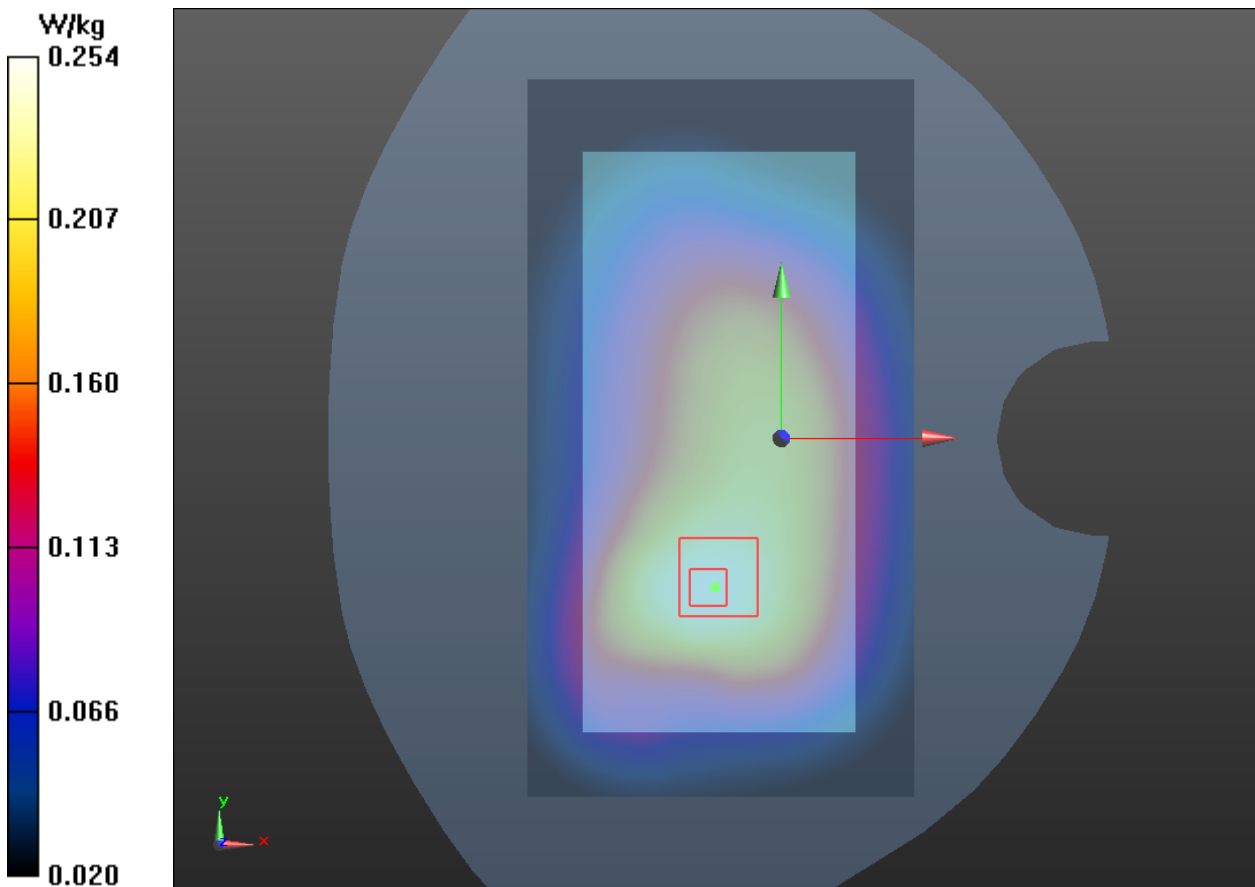
Back side Middle/Zoom Scan (5x5x7)/Cube 0: Measurement grid: dx=8mm, dy=8mm, dz=5mm

Reference Value = 14.33 V/m; Power Drift = -0.100 dB

Peak SAR (extrapolated) = 0.312 W/kg

SAR(1 g) = 0.234 W/kg; SAR(10 g) = 0.175 W/kg

Maximum value of SAR (measured) = 0.254 W/kg



Plot 37 GSM 850 GPRS (2Txslots) Back Side Middle (Distance 10mm)

Date: 7/23/2019

Communication System: UID 0, GPRS 2TX (0); Frequency: 836.6 MHz; Duty Cycle: 1:4.14954

Medium parameters used: $f = 837$ MHz; $\sigma = 0.923$ S/m; $\epsilon_r = 42.201$; $\rho = 1000$ kg/m³

Ambient Temperature: 22.3 °C Liquid Temperature: 21.5 °C

Phantom section: Flat Section

DASY5 Configuration:

Sensor-Surface: 4mm (Mechanical Surface Detection)

Probe: EX3DV4 - SN3677; ConvF(9.40, 9.40, 9.40); Calibrated: 6/19/2019;

Electronics: DAE4 SN1291; Calibrated: 12/4/2018

Phantom: SAM1; Type: SAM; Serial: TP-1534

Measurement SW: DASY52, Version 52.10 (1); SEMCAD X Version 14.6.11 (7439)

Back Side Middle/Area Scan (71x121x1): Interpolated grid: dx=15 mm, dy=15 mm

Maximum value of SAR (interpolated) = 0.493 W/kg

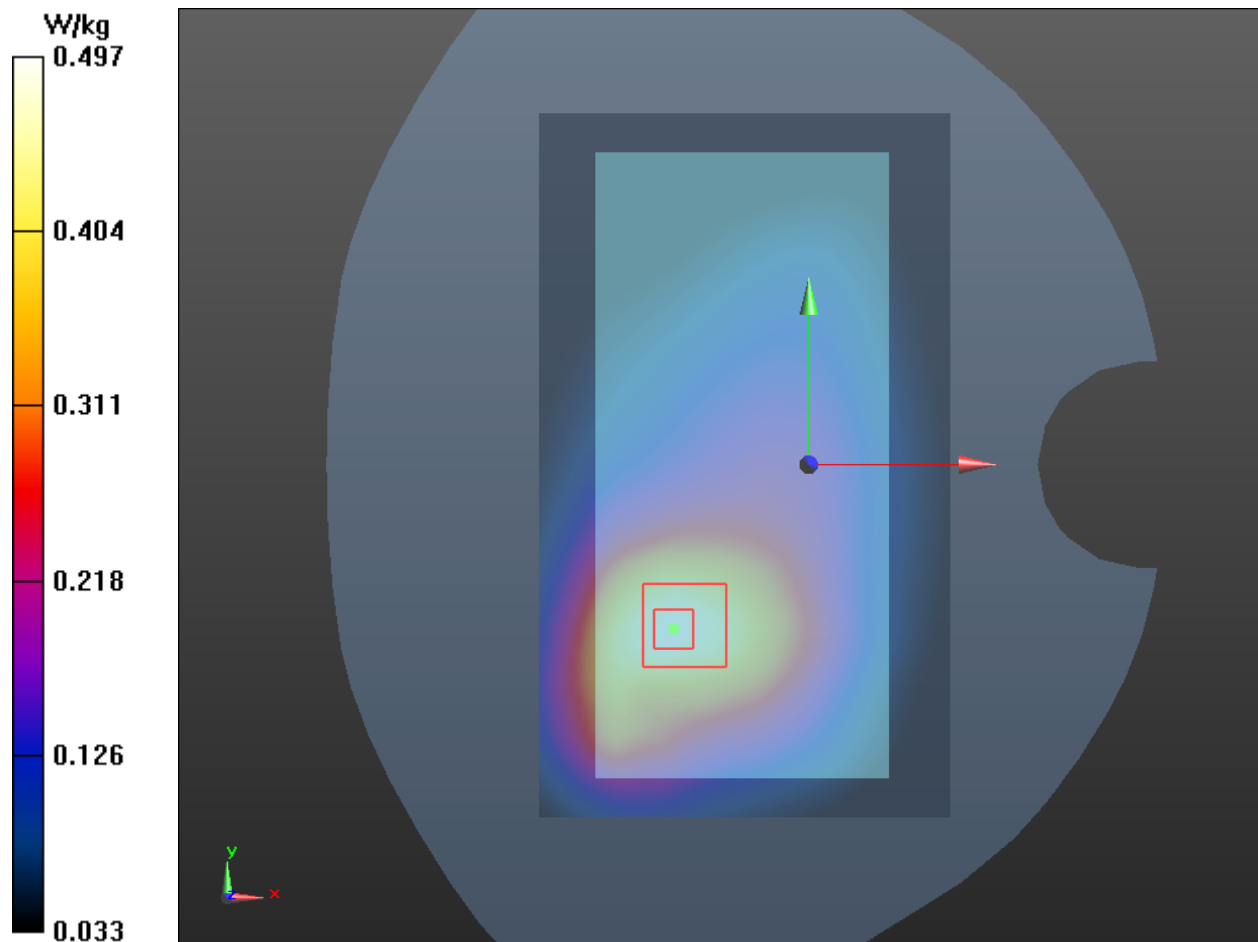
Back Side Middle/Zoom Scan (5x5x7)/Cube 0: Measurement grid: dx=8mm, dy=8mm, dz=5mm

Reference Value = 14.69 V/m; Power Drift = 0.020 dB

Peak SAR (extrapolated) = 0.650 W/kg

SAR(1 g) = 0.465 W/kg; SAR(10 g) = 0.319 W/kg

Maximum value of SAR (measured) = 0.497 W/kg



Plot 38 GSM 1900 Right Cheek Middle

Date: 8/3/2019

Communication System: UID 0, GSM 1900 (0); Frequency: 1880 MHz; Duty Cycle: 1:8.30042

Medium parameters used: $f = 1880$ MHz; $\sigma = 1.42$ S/m; $\epsilon_r = 38.948$; $\rho = 1000$ kg/m³

Ambient Temperature: 22.3 °C Liquid Temperature: 21.5 °C

Phantom section: Right Section

DASY5 Configuration:

Sensor-Surface: 4mm (Mechanical Surface Detection)

Probe: EX3DV4 - SN3677; ConvF(7.79, 7.79, 7.79); Calibrated: 6/19/2019;

Electronics: DAE4 SN1291; Calibrated: 12/4/2018

Phantom: SAM1; Type: SAM; Serial: TP-1534

Measurement SW: DASY52, Version 52.10 (1); SEMCAD X Version 14.6.11 (7439)

Right Cheek Middle/Area Scan (71x131x1): Interpolated grid: dx=15 mm, dy=15 mm

Maximum value of SAR (interpolated) = 0.225 W/kg


Right Cheek Middle/Zoom Scan (5x5x7)/Cube 0: Measurement grid: dx=8mm, dy=8mm, dz=5mm

Reference Value = 2.249 V/m; Power Drift = 0.187 dB

Peak SAR (extrapolated) = 0.305 W/kg

SAR(1 g) = 0.203 W/kg; SAR(10 g) = 0.124 W/kg

Maximum value of SAR (measured) = 0.216 W/kg



Plot 39 GSM 1900 Right Cheek Middle (best acoustic position)

Date: 8/3/2019

Communication System: UID 0, GSM 1900 (0); Frequency: 1880 MHz; Duty Cycle: 1:8.30042

Medium parameters used: $f = 1880$ MHz; $\sigma = 1.42$ S/m; $\epsilon_r = 38.948$; $\rho = 1000$ kg/m³

Ambient Temperature: 22.3 °C Liquid Temperature: 21.5 °C

Phantom section: Right Section

DASY5 Configuration:

Sensor-Surface: 4mm (Mechanical Surface Detection)

Probe: EX3DV4 - SN3677; ConvF(7.79, 7.79, 7.79); Calibrated: 6/19/2019;

Electronics: DAE4 SN1291; Calibrated: 12/4/2018

Phantom: SAM1; Type: SAM; Serial: TP-1534

Measurement SW: DASY52, Version 52.10 (1); SEMCAD X Version 14.6.11 (7439)

Right Cheek Middle/Area Scan (71x131x1): Interpolated grid: dx=15 mm, dy=15 mm

Maximum value of SAR (interpolated) = 0.274 W/kg

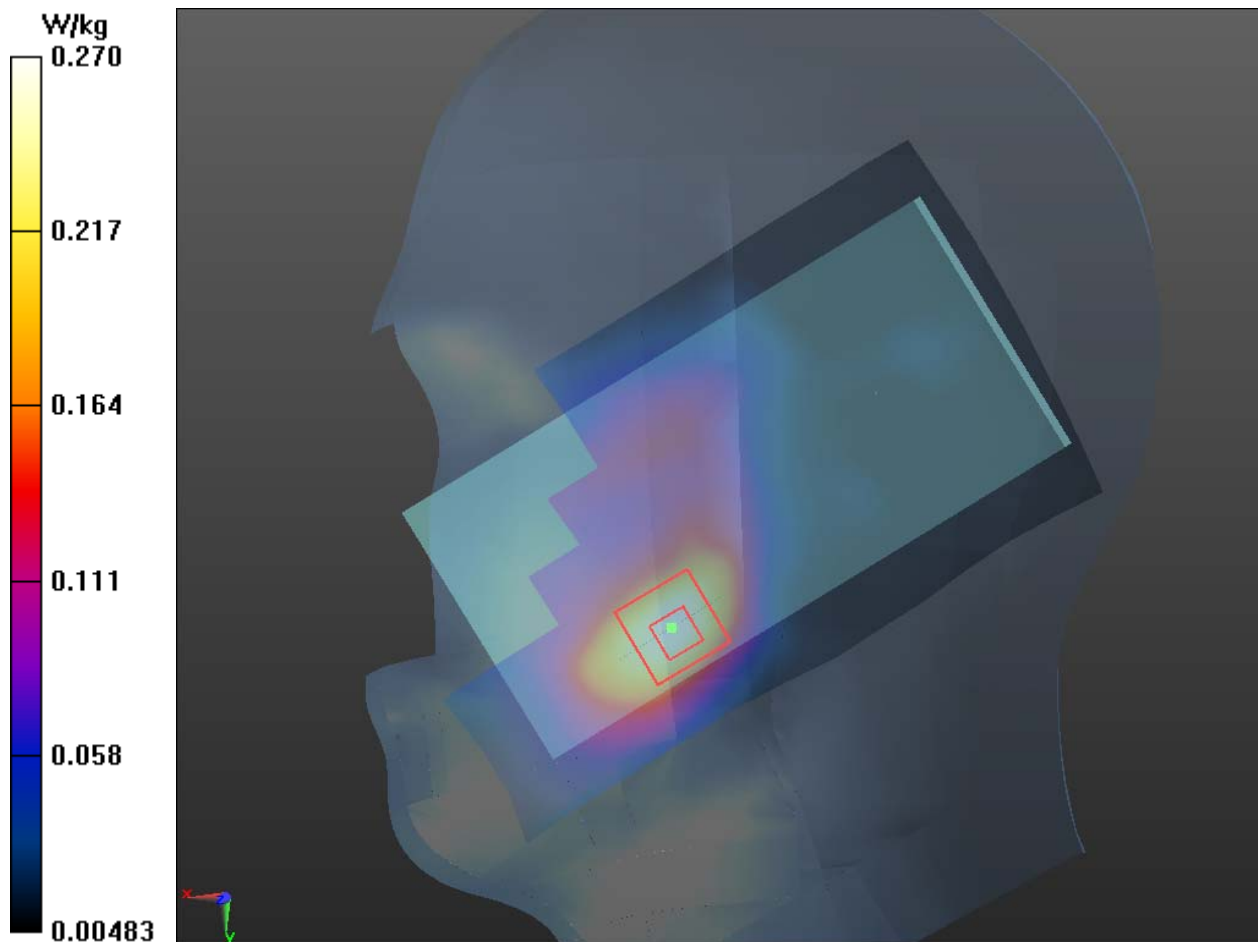
Right Cheek Middle/Zoom Scan (5x5x7)/Cube 0: Measurement grid: dx=8mm, dy=8mm, dz=5mm

Reference Value = 2.581 V/m; Power Drift = 0.088 dB

Peak SAR (extrapolated) = 0.373 W/kg

SAR(1 g) = 0.249 W/kg; SAR(10 g) = 0.152 W/kg

Maximum value of SAR (measured) = 0.270 W/kg



Plot 40 GSM 1900 Back Side Middle (Distance 15mm)

Date: 7/24/2019

Communication System: UID 0, GSM 1900 (0); Frequency: 1880 MHz; Duty Cycle: 1:8.30042

Medium parameters used: $f = 1880$ MHz; $\sigma = 1.42$ S/m; $\epsilon_r = 38.948$; $\rho = 1000$ kg/m³

Ambient Temperature: 22.3 °C Liquid Temperature: 21.5 °C

Phantom section: Flat Section

DASY5 Configuration:

Sensor-Surface: 4mm (Mechanical Surface Detection)

Probe: EX3DV4 - SN3677; ConvF(7.62, 7.62, 7.62); Calibrated: 6/19/2019;

Electronics: DAE4 SN1291; Calibrated: 12/4/2018

Phantom: SAM1; Type: SAM; Serial: TP-1534

Measurement SW: DASY52, Version 52.10 (1); SEMCAD X Version 14.6.11 (7439)

Back Side Middle/Area Scan (71x141x1): Interpolated grid: dx=15 mm, dy=15 mm

Maximum value of SAR (interpolated) = 0.264 W/kg

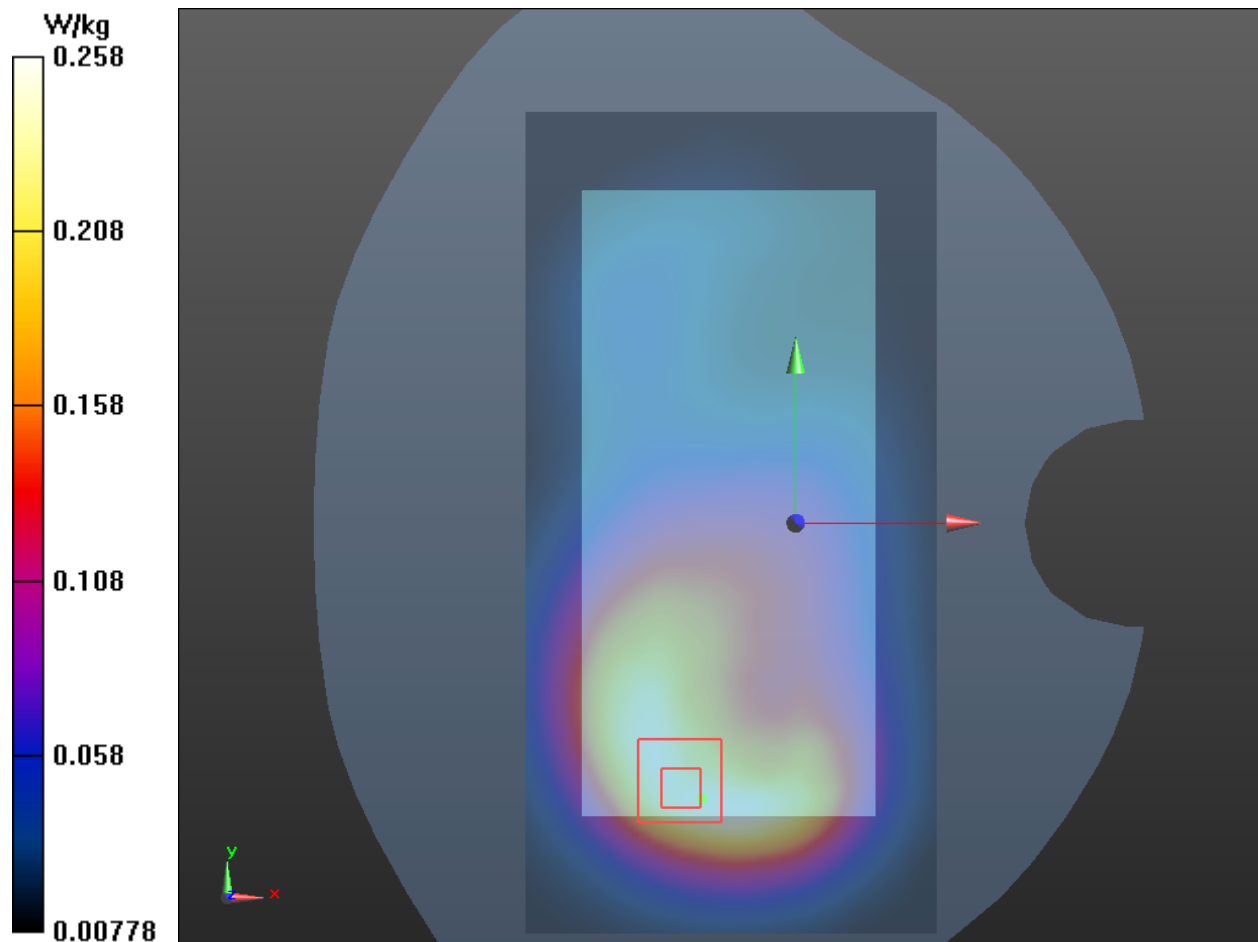
Back Side Middle/Zoom Scan (5x5x7)/Cube 0: Measurement grid: dx=8mm, dy=8mm, dz=5mm

Reference Value = 8.746 V/m; Power Drift = 0.031 dB

Peak SAR (extrapolated) = 0.379 W/kg

SAR(1 g) = 0.238 W/kg; SAR(10 g) = 0.147 W/kg

Maximum value of SAR (measured) = 0.258 W/kg



Plot 41 GSM 1900 GPRS (2Txslots) Bottom Edge Middle (Distance 10mm)

Date: 7/24/2019

Communication System: UID 0, GSM 1900 (0); Frequency: 1880 MHz; Duty Cycle: 1:8.30042

Medium parameters used: $f = 1880$ MHz; $\sigma = 1.42$ S/m; $\epsilon_r = 38.948$; $\rho = 1000$ kg/m³

Ambient Temperature: 22.3 °C Liquid Temperature: 21.5 °C

Phantom section: Flat Section

DASY5 Configuration:

Sensor-Surface: 4mm (Mechanical Surface Detection)

Probe: EX3DV4 - SN3677; ConvF(7.62, 7.62, 7.62); Calibrated: 6/19/2019;

Electronics: DAE4 SN1291; Calibrated: 12/4/2018

Phantom: SAM1; Type: SAM; Serial: TP-1534

Measurement SW: DASY52, Version 52.10 (1); SEMCAD X Version 14.6.11 (7439)

Bottom Edge Middle/Area Scan (51x91x1): Interpolated grid: dx=10 mm, dy=10 mm

Maximum value of SAR (interpolated) = 0.152 W/kg

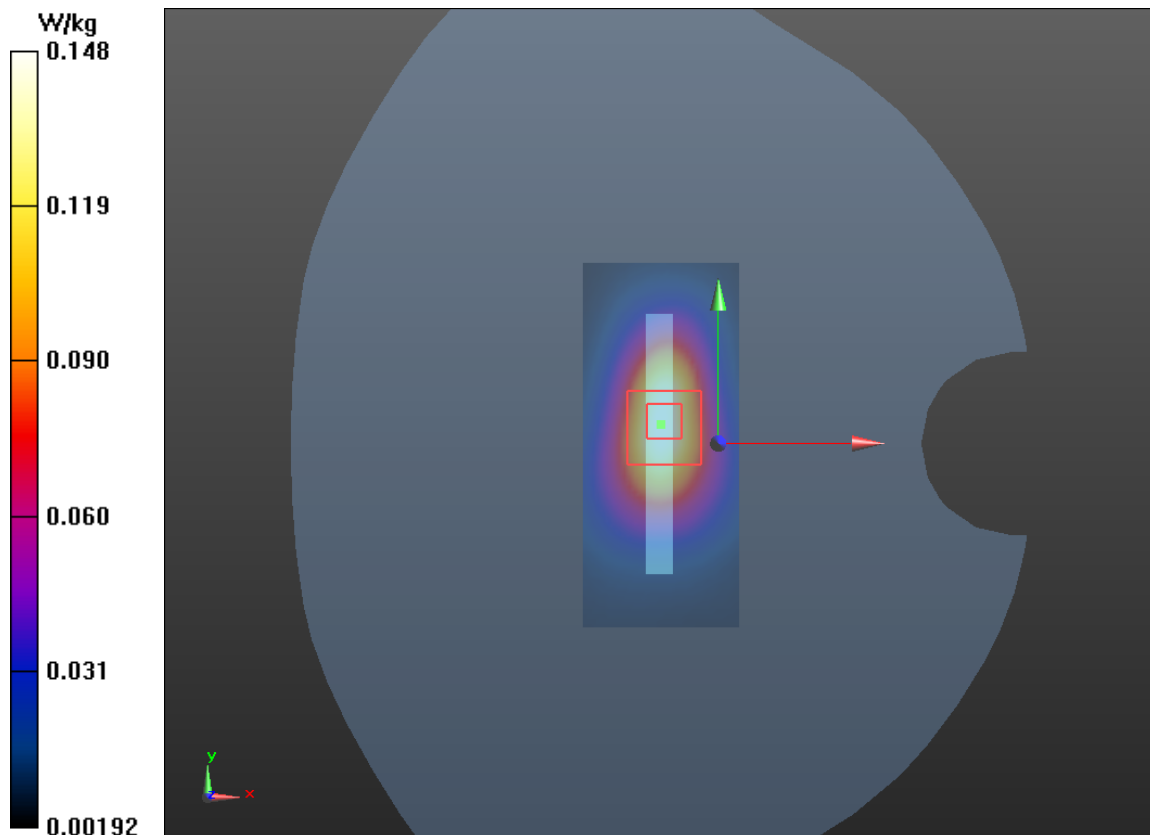
Bottom Edge Middle/Zoom Scan (7x7x7)/Cube 0: Measurement grid: dx=5mm, dy=5mm, dz=5mm

Reference Value = 10.16 V/m; Power Drift = -0.12 dB

Peak SAR (extrapolated) = 0.230 W/kg

SAR(1 g) = 0.133 W/kg; SAR(10 g) = 0.072 W/kg

Maximum value of SAR (measured) = 0.148 W/kg



Plot 42 UMTS Band II Right Cheek Middle

Date: 8/3/2019

Communication System: UID 0, WCDMA II (0); Frequency: 1880 MHz; Duty Cycle: 1:1

Medium parameters used: $f = 1880$ MHz; $\sigma = 1.42$ S/m; $\epsilon_r = 38.948$; $\rho = 1000$ kg/m³

Ambient Temperature: 22.3 °C Liquid Temperature: 21.5 °C

Phantom section: Right Section

DASY5 Configuration:

Sensor-Surface: 4mm (Mechanical Surface Detection)

Probe: EX3DV4 - SN3677; ConvF(7.79, 7.79, 7.79); Calibrated: 6/19/2019;

Electronics: DAE4 SN1291; Calibrated: 12/4/2018

Phantom: SAM1; Type: SAM; Serial: TP-1534

Measurement SW: DASY52, Version 52.10 (1); SEMCAD X Version 14.6.11 (7439)

Right Cheek Middle/Area Scan (71x131x1): Interpolated grid: dx=15 mm, dy=15 mm

Maximum value of SAR (interpolated) = 0.387 W/kg


Right Cheek Middle/Zoom Scan (5x5x7)/Cube 0: Measurement grid: dx=8mm, dy=8mm, dz=5mm

Reference Value = 3.227 V/m; Power Drift = 0.062 dB

Peak SAR (extrapolated) = 0.529 W/kg

SAR(1 g) = 0.351 W/kg; SAR(10 g) = 0.215 W/kg

Maximum value of SAR (measured) = 0.387 W/kg



Plot 43 UMTS Band II Right Cheek Middle (best acoustic position)

Date: 8/3/2019

Communication System: UID 0, WCDMA II (0); Frequency: 1880 MHz; Duty Cycle: 1:1

Medium parameters used: $f = 1880$ MHz; $\sigma = 1.42$ S/m; $\epsilon_r = 38.948$; $\rho = 1000$ kg/m³

Ambient Temperature: 22.3 °C Liquid Temperature: 21.5 °C

Phantom section: Right Section

DASY5 Configuration:

Sensor-Surface: 4mm (Mechanical Surface Detection)

Probe: EX3DV4 - SN3677; ConvF(7.79, 7.79, 7.79); Calibrated: 6/19/2019;

Electronics: DAE4 SN1291; Calibrated: 12/4/2018

Phantom: SAM1; Type: SAM; Serial: TP-1534

Measurement SW: DASY52, Version 52.10 (1); SEMCAD X Version 14.6.11 (7439)

Right Cheek Middle/Area Scan (71x131x1): Interpolated grid: dx=15 mm, dy=15 mm

Maximum value of SAR (interpolated) = 0.449 W/kg


Right Cheek Middle/Zoom Scan (5x5x7)/Cube 0: Measurement grid: dx=8mm, dy=8mm, dz=5mm

Reference Value = 2.817 V/m; Power Drift = 0.02 dB

Peak SAR (extrapolated) = 0.581 W/kg

SAR(1 g) = 0.397 W/kg; SAR(10 g) = 0.249 W/kg

Maximum value of SAR (measured) = 0.433 W/kg



Plot 44 UMTS Band II Back Side Middle (Distance 15mm)

Date: 7/24/2019

Communication System: UID 0, WCDMA II (0); Frequency: 1880 MHz; Duty Cycle: 1:1

Medium parameters used: $f = 1880 \text{ MHz}$; $\sigma = 1.42 \text{ S/m}$; $\epsilon_r = 38.948$; $\rho = 1000 \text{ kg/m}^3$

Ambient Temperature: $22.3 \text{ }^\circ\text{C}$ Liquid Temperature: $21.5 \text{ }^\circ\text{C}$

Phantom section: Flat Section

DASY5 Configuration:

Sensor-Surface: 4mm (Mechanical Surface Detection)

Probe: EX3DV4 - SN3677; ConvF(7.62, 7.62, 7.62); Calibrated: 6/19/2019;

Electronics: DAE4 SN1291; Calibrated: 12/4/2018

Phantom: SAM1; Type: SAM; Serial: TP-1534

Measurement SW: DASY52, Version 52.10 (1); SEMCAD X Version 14.6.11 (7439)

Back Side Middle/Area Scan (71x141x1): Interpolated grid: $dx=15 \text{ mm}$, $dy=15 \text{ mm}$

Maximum value of SAR (interpolated) = 0.552 W/kg

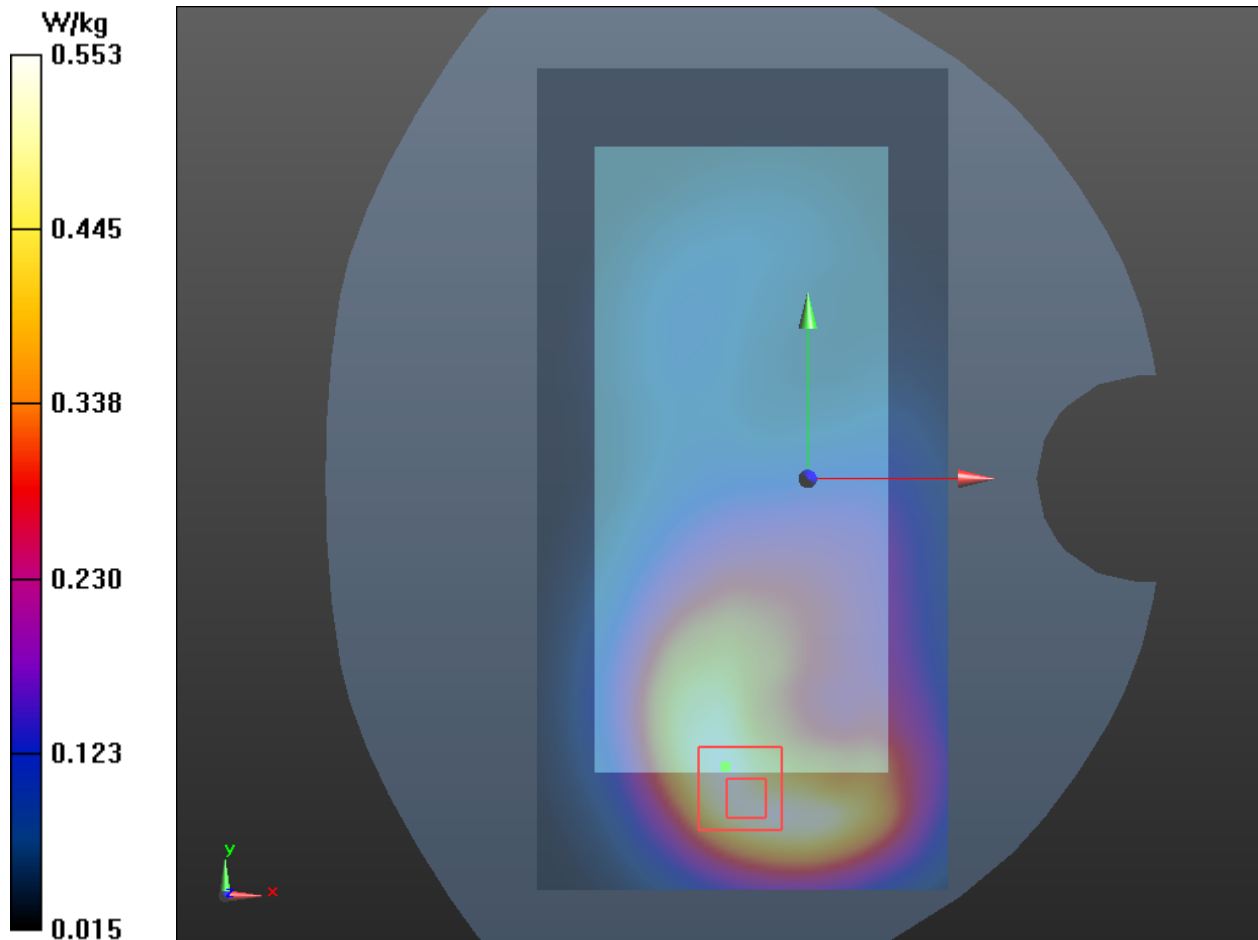
Back Side Middle/Zoom Scan (5x5x7)/Cube 0: Measurement grid: $dx=8\text{mm}$, $dy=8\text{mm}$, $dz=5\text{mm}$

Reference Value = 9.068 V/m ; Power Drift = 0.02 dB

Peak SAR (extrapolated) = 0.815 W/kg

SAR(1 g) = 0.514 W/kg ; SAR(10 g) = 0.315 W/kg

Maximum value of SAR (measured) = 0.553 W/kg



Plot 45 UMTS Band II Bottom Edge Middle (Distance 10mm)

Date: 7/24/2019

Communication System: UID 0, WCDMA II (0); Frequency: 1880 MHz; Duty Cycle: 1:1

Medium parameters used: $f = 1880$ MHz; $\sigma = 1.42$ S/m; $\epsilon_r = 38.948$; $\rho = 1000$ kg/m³

Ambient Temperature: 22.3 °C Liquid Temperature: 21.5 °C

Phantom section: Flat Section

DASY5 Configuration:

Sensor-Surface: 4mm (Mechanical Surface Detection)

Probe: EX3DV4 - SN3677; ConvF(7.62, 7.62, 7.62); Calibrated: 6/19/2019;

Electronics: DAE4 SN1291; Calibrated: 12/4/2018

Phantom: SAM1; Type: SAM; Serial: TP-1534

Measurement SW: DASY52, Version 52.10 (1); SEMCAD X Version 14.6.11 (7439)

Bottom Edge Middle /Area Scan (51x91x1): Interpolated grid: dx=10 mm, dy=10 mm

Maximum value of SAR (interpolated) = 0.722 W/kg

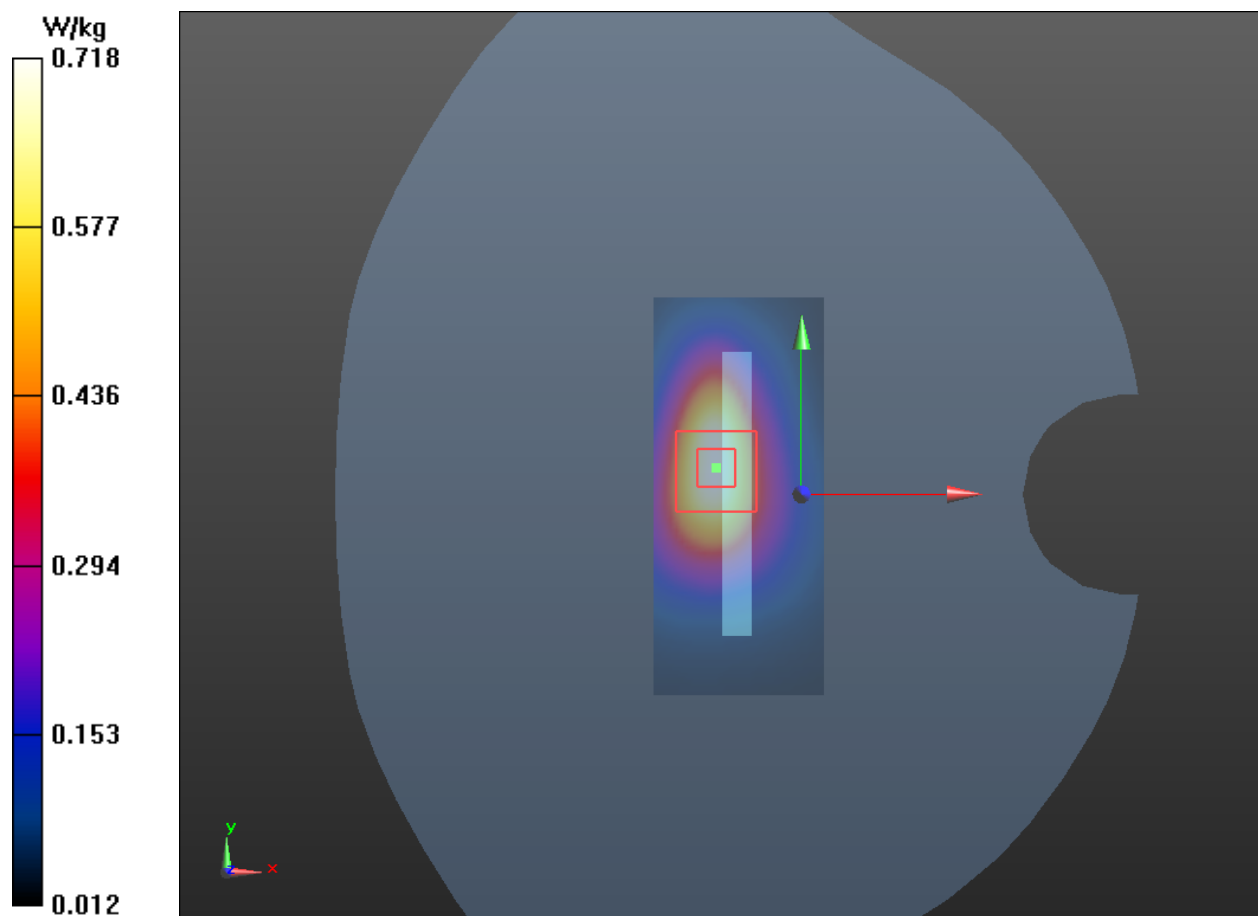
Bottom Edge Middle /Zoom Scan (7x7x7)/Cube 0: Measurement grid: dx=5mm, dy=5mm, dz=5mm

Reference Value = 20.36 V/m; Power Drift = 0.18 dB

Peak SAR (extrapolated) = 1.12 W/kg

SAR(1 g) = 0.645 W/kg; SAR(10 g) = 0.355 W/kg

Maximum value of SAR (measured) = 0.718 W/kg



Plot 46 UMTS Band II Bottom Edge High (Distance 0mm)

Date: 7/24/2019

Communication System: UID 0, WCDMA (0); Frequency: 1907.6 MHz; Duty Cycle: 1:1

Medium parameters used: $f = 1908$ MHz; $\sigma = 1.416$ S/m; $\epsilon_r = 38.306$; $\rho = 1000$ kg/m³

Ambient Temperature: 22.3 °C Liquid Temperature: 21.5 °C

Phantom section: Flat Section

DASY5 Configuration:

Sensor-Surface: 4mm (Mechanical Surface Detection)

Probe: EX3DV4 - SN3677; ConvF(7.62, 7.62, 7.62); Calibrated: 6/19/2019;

Electronics: DAE4 SN1291; Calibrated: 12/4/2018

Phantom: SAM1; Type: SAM; Serial: TP-1534

Measurement SW: DASY52, Version 52.10 (1); SEMCAD X Version 14.6.11 (7439)

Bottom Edge High /Area Scan (51x91x1): Interpolated grid: dx=10 mm, dy=10 mm

Maximum value of SAR (interpolated) = 5.20 W/kg

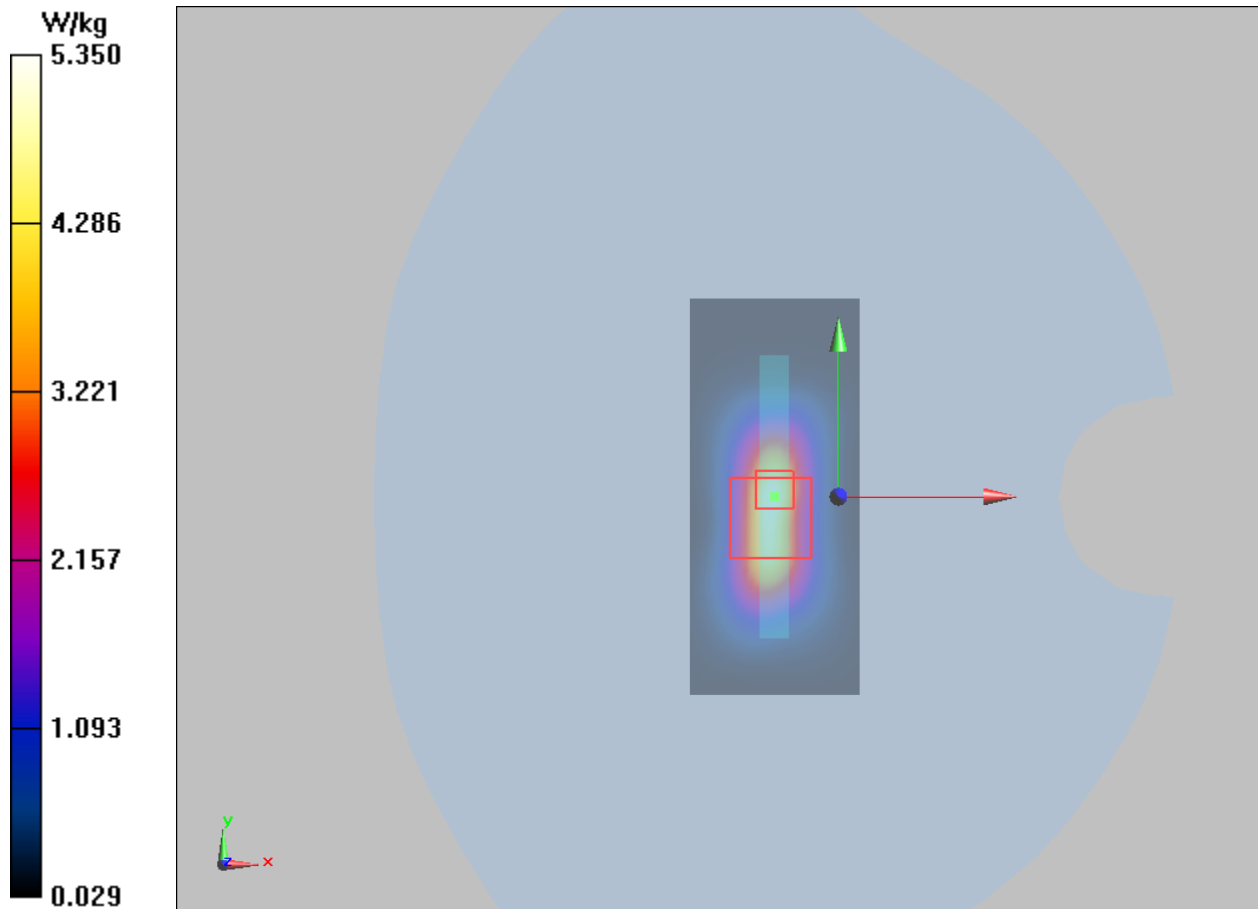
Bottom Edge High /Zoom Scan (7x7x7)/Cube 0: Measurement grid: dx=5mm, dy=5mm, dz=5mm

Reference Value = 61.73 V/m; Power Drift = -0.04 dB

Peak SAR (extrapolated) = 11.9 W/kg

SAR(1 g) = 4.38 W/kg; SAR(10 g) = 1.93 W/kg

Maximum value of SAR (measured) = 5.35 W/kg



Plot 47 UMTS Band II Bottom Edge Middle (Distance 8m)

Date: 7/24/2019

Communication System: UID 0, WCDMA (0); Frequency: 1880 MHz; Duty Cycle: 1:1

Medium parameters used: $f = 1880$ MHz; $\sigma = 1.393$ S/m; $\epsilon_r = 38.344$; $\rho = 1000$ kg/m³

Ambient Temperature: 22.3 °C Liquid Temperature: 21.5 °C

Phantom section: Flat Section

DASY5 Configuration:

Sensor-Surface: 4mm (Mechanical Surface Detection)

Probe: EX3DV4 - SN3677; ConvF(7.62, 7.62, 7.62); Calibrated: 6/19/2019;

Electronics: DAE4 SN1291; Calibrated: 12/4/2018

Phantom: SAM1; Type: SAM; Serial: TP-1534

Measurement SW: DASY52, Version 52.10 (1); SEMCAD X Version 14.6.11 (7439)

Bottom Edge Middle /Area Scan (51x91x1): Interpolated grid: dx=10 mm, dy=10 mm

Maximum value of SAR (interpolated) = 1.91 W/kg

Bottom Edge Middle /Zoom Scan (7x7x7)/Cube 0: Measurement grid: dx=5mm, dy=5mm,

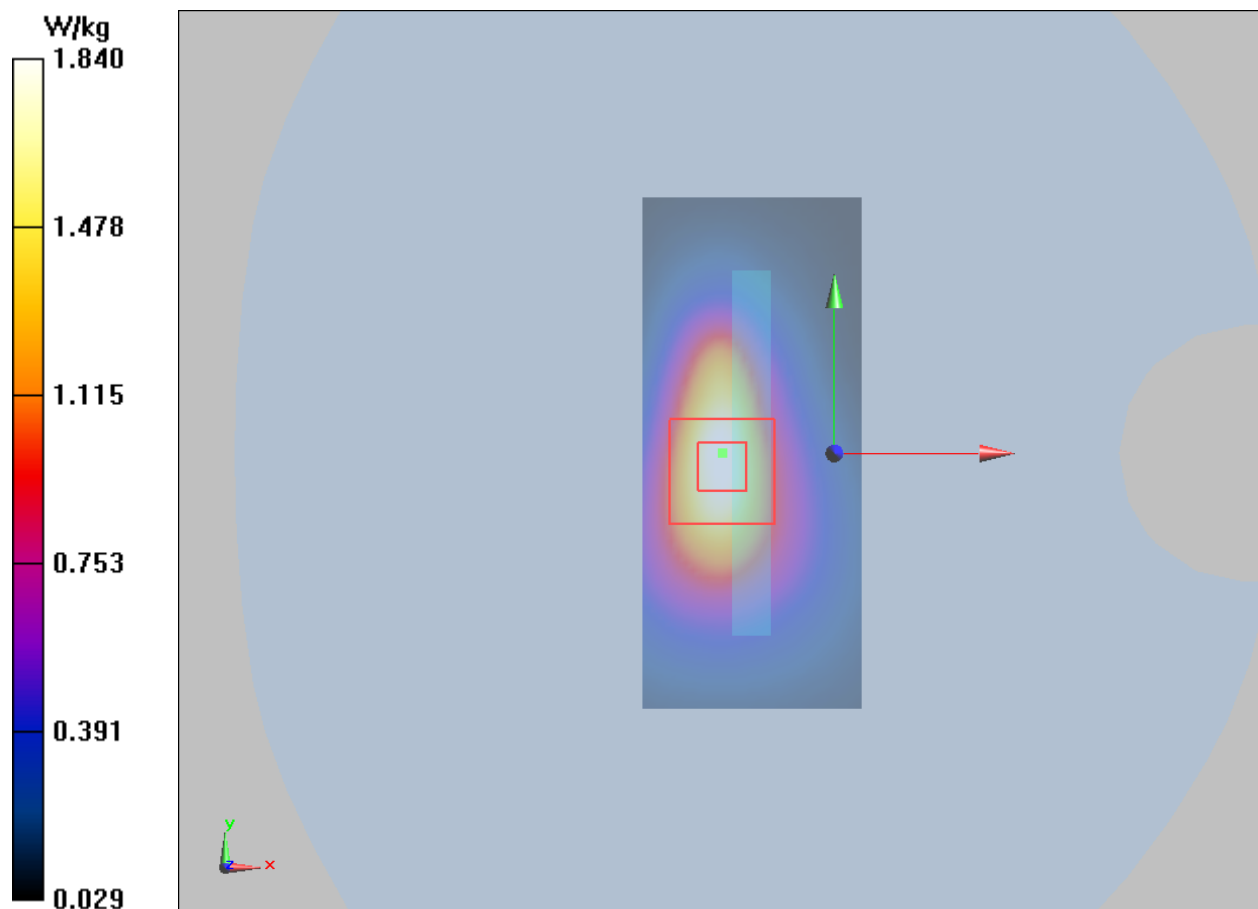
dz=5mm

Reference Value = 32.79 V/m; Power Drift = 0.030 dB

Peak SAR (extrapolated) = 2.90 W/kg

SAR(1 g) = 1.64 W/kg; SAR(10 g) = 0.889 W/kg

Maximum value of SAR (measured) = 1.84 W/kg



Plot 48 UMTS Band IV Right Cheek Middle

Date: 7/20/2019

Communication System: UID 0, WCDMA IV (0); Frequency: 1732.6 MHz; Duty Cycle: 1:1

Medium parameters used: $f = 1733$ MHz; $\sigma = 1.312$ S/m; $\epsilon_r = 39.365$; $\rho = 1000$ kg/m³

Ambient Temperature: 22.3 °C Liquid Temperature: 21.5 °C

Phantom section: Right Section

DASY5 Configuration:

Sensor-Surface: 4mm (Mechanical Surface Detection)

Probe: EX3DV4 - SN3677; ConvF(8.21, 8.21, 8.21); Calibrated: 6/19/2019;

Electronics: DAE4 SN1291; Calibrated: 12/4/2018

Phantom: SAM1; Type: SAM; Serial: TP-1534

Measurement SW: DASY52, Version 52.10 (1); SEMCAD X Version 14.6.11 (7439)

Right Cheek Middle/Area Scan (71x131x1): Interpolated grid: dx=15 mm, dy=15 mm

Maximum value of SAR (interpolated) = 0.572 W/kg


Right Cheek Middle/Zoom Scan (5x5x7)/Cube 0: Measurement grid: dx=8mm, dy=8mm, dz=5mm

Reference Value = 5.782 V/m; Power Drift = 0.04 dB

Peak SAR (extrapolated) = 0.780 W/kg

SAR(1 g) = 0.527 W/kg; SAR(10 g) = 0.330 W/kg

Maximum value of SAR (measured) = 0.564 W/kg



Plot 49 UMTS Band IV Right Cheek Middle(best acoustic position)

Date: 7/20/2019

Communication System: UID 0, WCDMA IV (0); Frequency: 1732.6 MHz; Duty Cycle: 1:1

Medium parameters used: $f = 1733$ MHz; $\sigma = 1.312$ S/m; $\epsilon_r = 39.365$; $\rho = 1000$ kg/m³

Ambient Temperature: 22.3 °C Liquid Temperature: 21.5 °C

Phantom section: Right Section

DASY5 Configuration:

Sensor-Surface: 4mm (Mechanical Surface Detection)

Probe: EX3DV4 - SN3677; ConvF(8.21, 8.21, 8.21); Calibrated: 6/19/2019;

Electronics: DAE4 SN1291; Calibrated: 12/4/2018

Phantom: SAM1; Type: SAM; Serial: TP-1534

Measurement SW: DASY52, Version 52.10 (1); SEMCAD X Version 14.6.11 (7439)

Right Cheek Middle/Area Scan (71x131x1): Interpolated grid: dx=15 mm, dy=15 mm

Maximum value of SAR (interpolated) = 0.620 W/kg

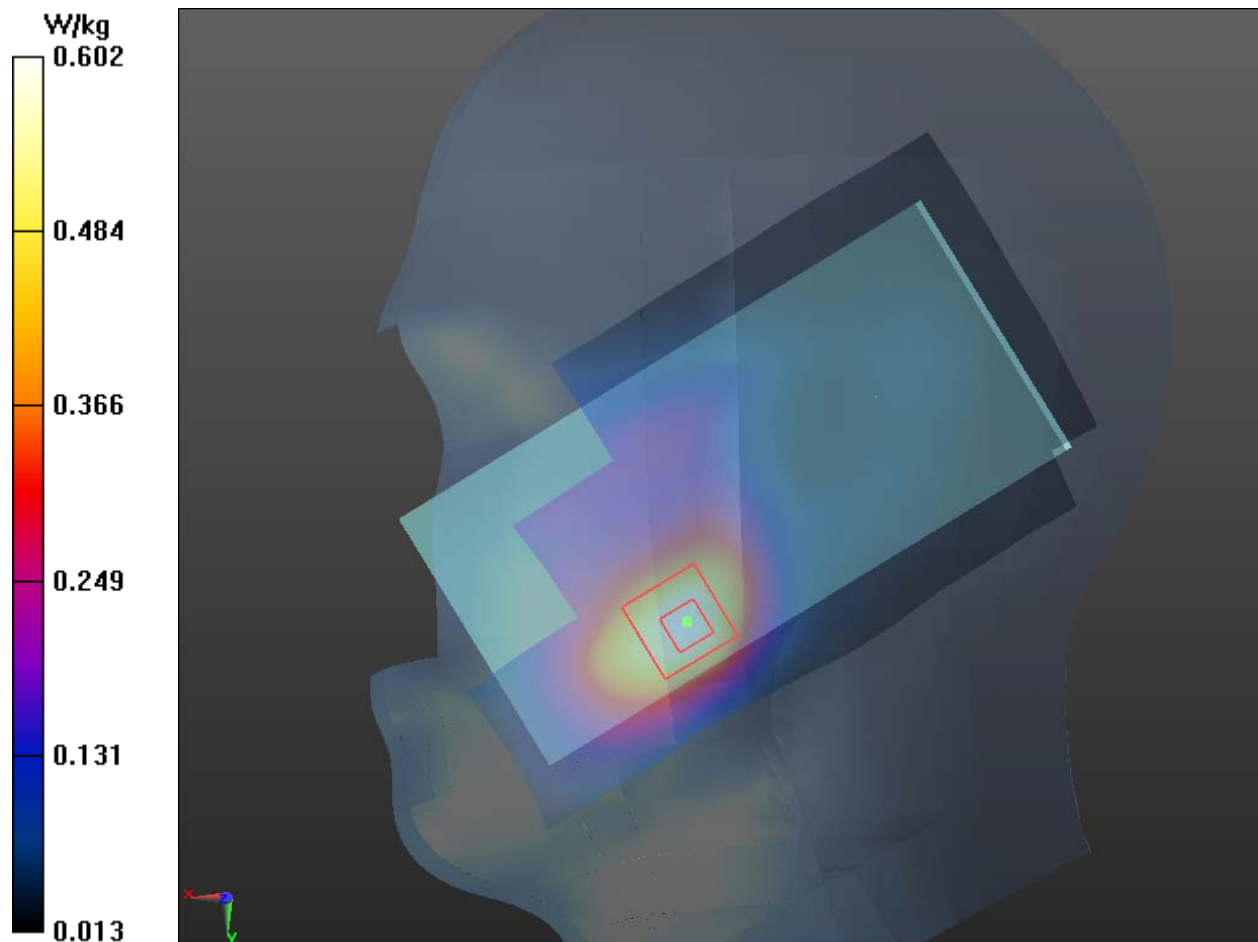
Right Cheek Middle/Zoom Scan (5x5x7)/Cube 0: Measurement grid: dx=8mm, dy=8mm, dz=5mm

Reference Value = 5.577 V/m; Power Drift = 0.10 dB

Peak SAR (extrapolated) = 0.810 W/kg

SAR(1 g) = 0.554 W/kg; SAR(10 g) = 0.350 W/kg

Maximum value of SAR (measured) = 0.602 W/kg



Plot 50 UMTS Band IV Back Side Middle(Distance 15mm)

Date: 7/25/2019

Communication System: UID 0, WCDMA IV (0); Frequency: 1732.6 MHz; Duty Cycle: 1:1

Medium parameters used: $f = 1733$ MHz; $\sigma = 1.312$ S/m; $\epsilon_r = 39.365$; $\rho = 1000$ kg/m³

Ambient Temperature: 22.3 °C Liquid Temperature: 21.5 °C

Phantom section: Flat Section

DASY5 Configuration:

Sensor-Surface: 4mm (Mechanical Surface Detection)

Probe: EX3DV4 - SN3677; ConvF(7.86, 7.86, 7.86); Calibrated: 6/19/2019;

Electronics: DAE4 SN1291; Calibrated: 12/4/2018

Phantom: SAM1; Type: SAM; Serial: TP-1534

Measurement SW: DASY52, Version 52.10 (1); SEMCAD X Version 14.6.11 (7439)

Back Side Middle/Area Scan (71x141x1): Interpolated grid: dx=15 mm, dy=15 mm

Maximum value of SAR (interpolated) = 0.570 W/kg

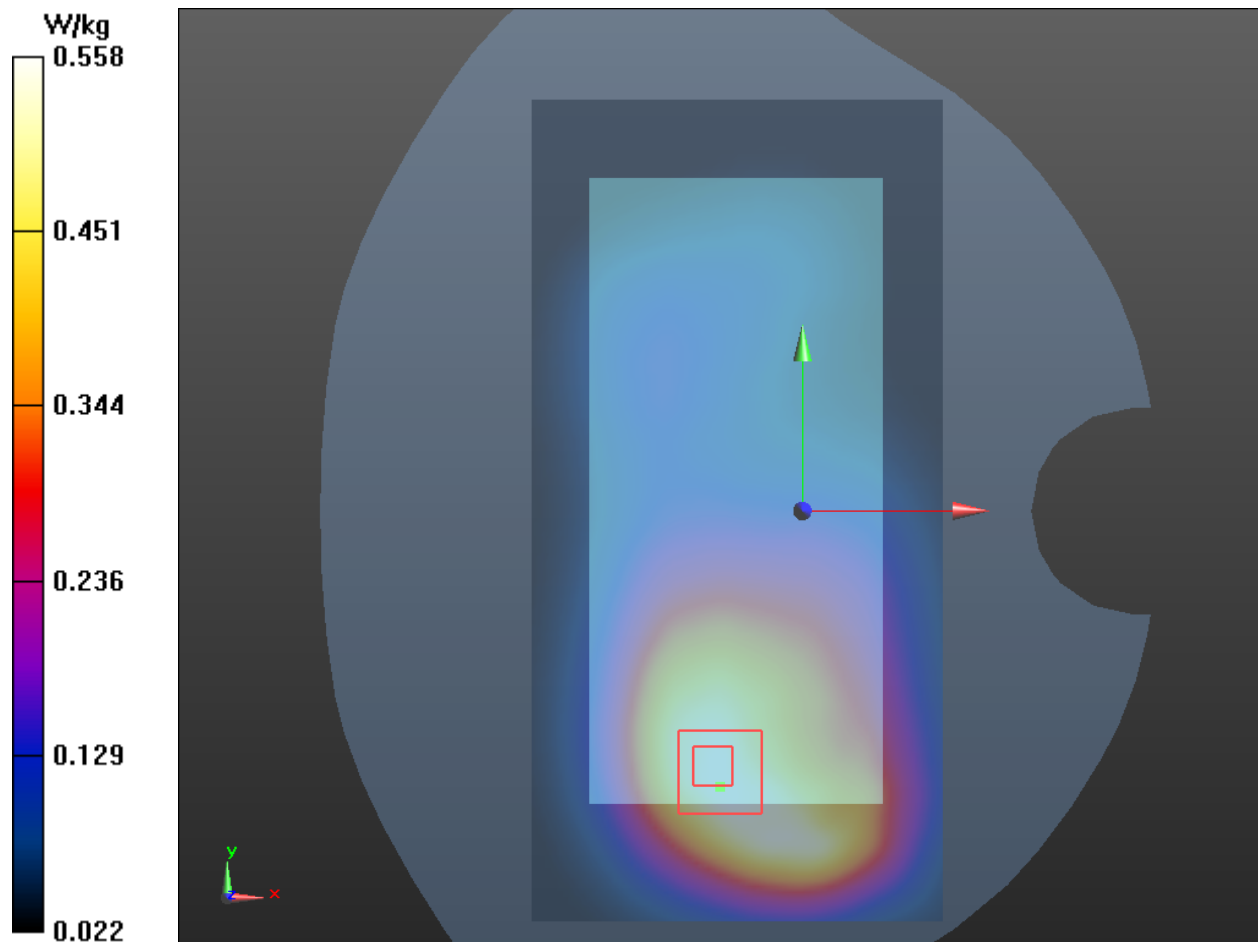
Back Side Middle/Zoom Scan (5x5x7)/Cube 0: Measurement grid: dx=8mm, dy=8mm, dz=5mm

Reference Value = 10.67 V/m; Power Drift = 0.01 dB

Peak SAR (extrapolated) = 0.789 W/kg

SAR(1 g) = 0.521 W/kg; SAR(10 g) = 0.342 W/kg

Maximum value of SAR (measured) = 0.558 W/kg



Plot 51 UMTS Band IV Bottom Edge Middle (Distance 10mm)

Date: 7/25/2019

Communication System: UID 0, WCDMA IV (0); Frequency: 1732.6 MHz; Duty Cycle: 1:1

Medium parameters used: $f = 1733$ MHz; $\sigma = 1.312$ S/m; $\epsilon_r = 39.365$; $\rho = 1000$ kg/m³

Ambient Temperature: 22.3 °C Liquid Temperature: 21.5 °C

Phantom section: Flat Section

DASY5 Configuration:

Sensor-Surface: 4mm (Mechanical Surface Detection)

Probe: EX3DV4 - SN3677; ConvF(7.86, 7.86, 7.86); Calibrated: 6/19/2019;

Electronics: DAE4 SN1291; Calibrated: 12/4/2018

Phantom: SAM1; Type: SAM; Serial: TP-1534

Measurement SW: DASY52, Version 52.10 (1); SEMCAD X Version 14.6.11 (7439)

Bottom Edge Middle/Area Scan(51x91x1): Interpolated grid: dx=10 mm, dy=10 mm

Maximum value of SAR (interpolated) = 0.711 W/kg

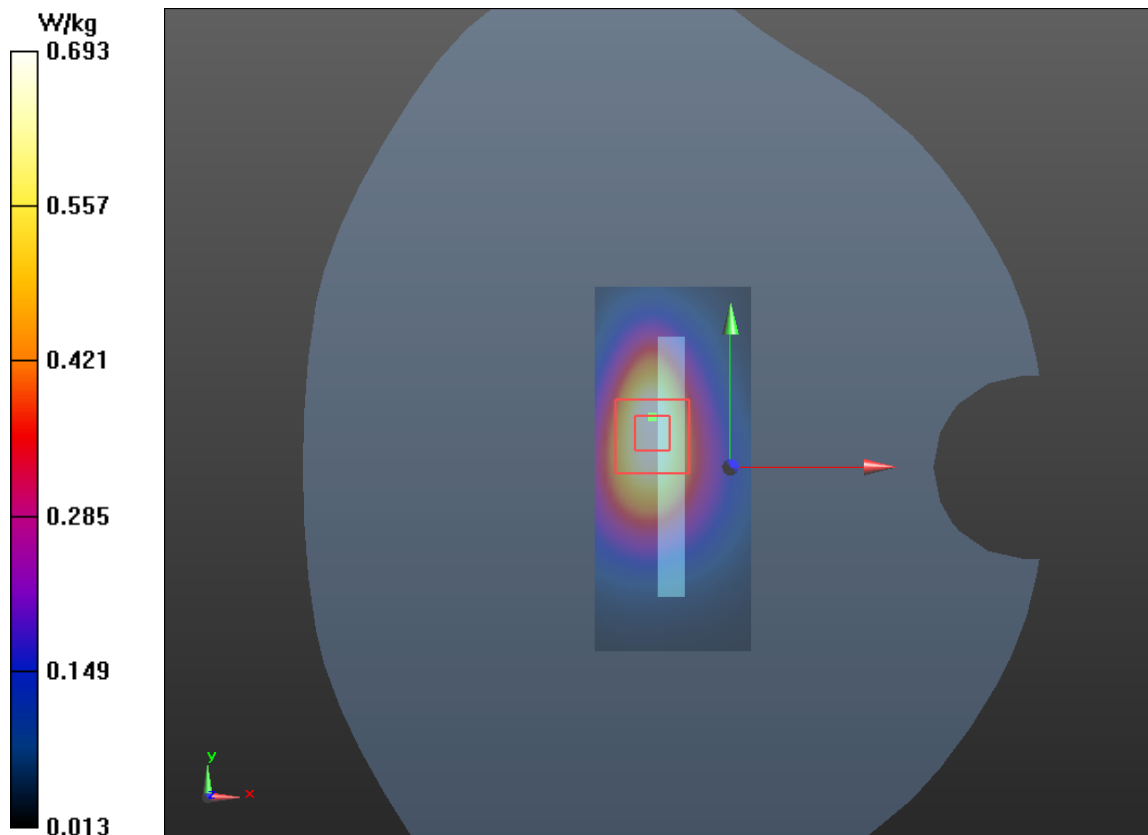
Bottom Edge Middle/Zoom Scan (5x5x7)/Cube 0: Measurement grid: dx=8mm, dy=8mm, dz=5mm

Reference Value = 20.77 V/m; Power Drift = 0.15 dB

Peak SAR (extrapolated) = 1.06 W/kg

SAR(1 g) = 0.632 W/kg; SAR(10 g) = 0.360 W/kg

Maximum value of SAR (measured) = 0.693 W/kg



Plot 52 UMTS Band IV Bottom Edge Middle (Distance 0mm)

Date: 7/25/2019

Communication System: UID 0, WCDMA (0); Frequency: 1732.6 MHz; Duty Cycle: 1:1

Medium parameters used: $f = 1733$ MHz; $\sigma = 1.293$ S/m; $\epsilon_r = 38.782$; $\rho = 1000$ kg/m³

Ambient Temperature: 22.3 °C Liquid Temperature: 21.5 °C

Phantom section: Flat Section

DASY5 Configuration:

Sensor-Surface: 4mm (Mechanical Surface Detection)

Probe: EX3DV4 - SN3677; ConvF(7.86, 7.86, 7.86); Calibrated: 6/19/2019;

Electronics: DAE4 SN1291; Calibrated: 12/4/2018

Phantom: SAM1; Type: SAM; Serial: TP-1534

Measurement SW: DASY52, Version 52.10 (1); SEMCAD X Version 14.6.11 (7439)

Bottom Edge Middle /Area Scan (51x91x1): Interpolated grid: dx=10 mm, dy=10 mm

Maximum value of SAR (interpolated) = 3.84 W/kg

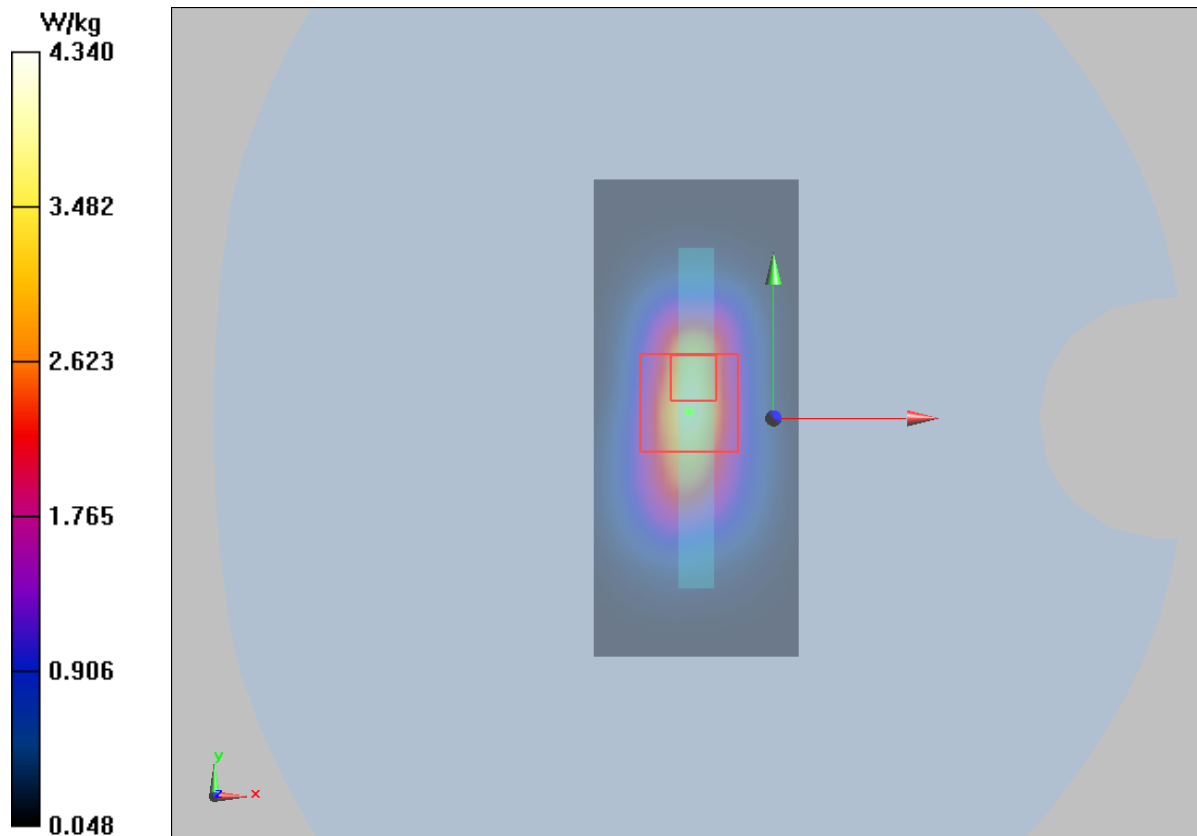
Bottom Edge Middle /Zoom Scan (7x7x7)/Cube 0: Measurement grid: dx=5mm, dy=5mm, dz=5mm

Reference Value = 52.59 V/m; Power Drift = 0.06 dB

Peak SAR (extrapolated) = 8.45 W/kg

SAR(1 g) = 3.49 W/kg; SAR(10 g) = 1.56 W/kg

Maximum value of SAR (measured) = 4.34 W/kg



Plot 53 UMTS Band IV Bottom Edge Middle (Distance 8mm)

Date: 7/25/2019

Communication System: UID 0, WCDMA (0); Frequency: 1732.6 MHz; Duty Cycle: 1:1

Medium parameters used: $f = 1733$ MHz; $\sigma = 1.393$ S/m; $\epsilon_r = 40.051$; $\rho = 1000$ kg/m³

Ambient Temperature: 22.3 °C Liquid Temperature: 21.5 °C

Phantom section: Flat Section

DASY5 Configuration:

Sensor-Surface: 4mm (Mechanical Surface Detection)

Probe: EX3DV4 - SN3677; ConvF(7.86, 7.86, 7.86); Calibrated: 6/19/2019;

Electronics: DAE4 SN1291; Calibrated: 12/4/2018

Phantom: SAM1; Type: SAM; Serial: TP-1534

Measurement SW: DASY52, Version 52.10 (1); SEMCAD X Version 14.6.11 (7439)

Bottom Edge Middle /Area Scan (51x91x1): Interpolated grid: dx=10 mm, dy=10 mm

Maximum value of SAR (interpolated) = 2.17 W/kg

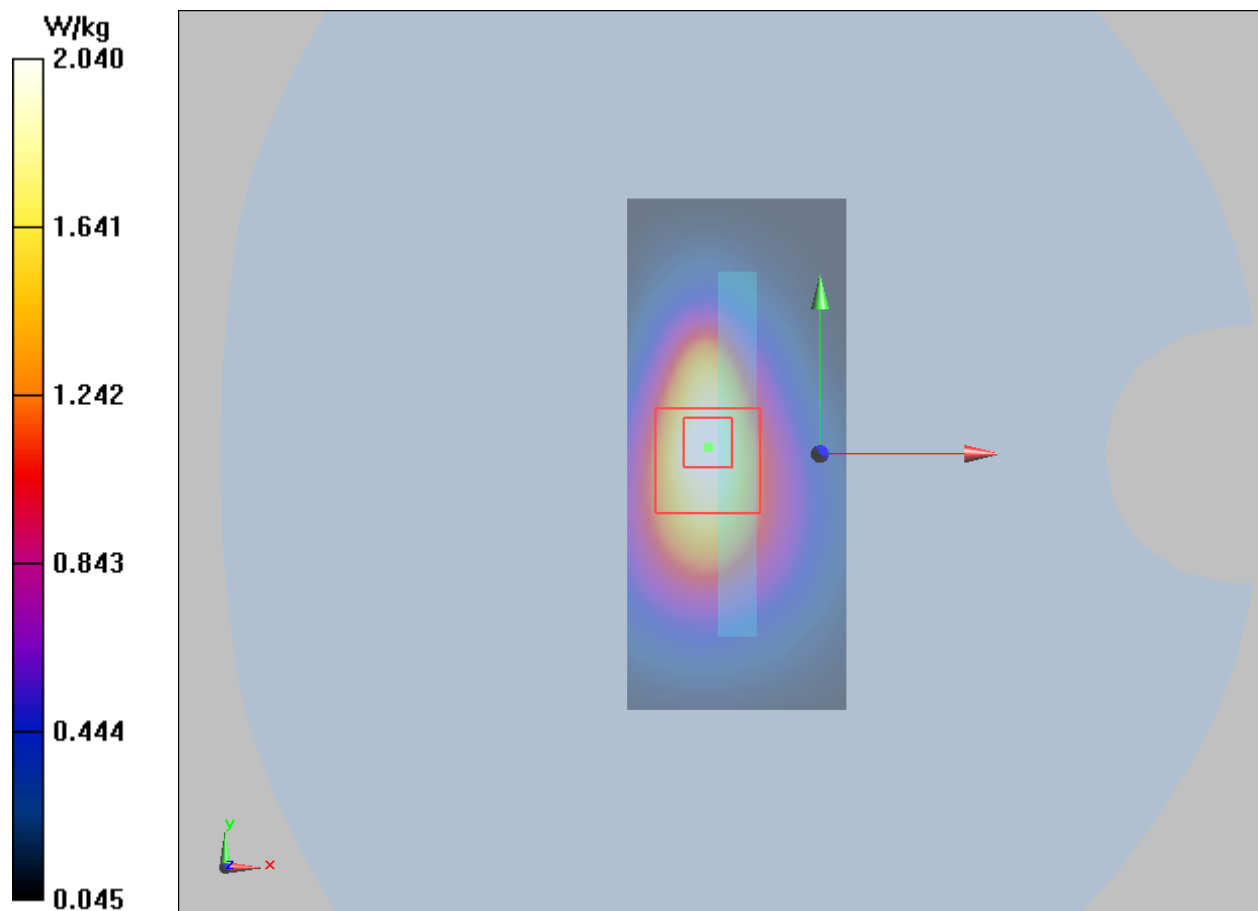
Bottom Edge Middle /Zoom Scan (7x7x7)/Cube 0: Measurement grid: dx=5mm, dy=5mm, dz=5mm

Reference Value = 35.41 V/m; Power Drift = 0.027 dB

Peak SAR (extrapolated) = 3.17 W/kg

SAR(1 g) = 1.84 W/kg; SAR(10 g) = 1.04 W/kg

Maximum value of SAR (measured) = 2.04 W/kg



Plot 54 UMTS Band V Right Cheek Middle

Date: 7/19/2019

Communication System: UID 0, WCDMA V (0); Frequency: 836.6 MHz; Duty Cycle: 1:1

Medium parameters used: $f = 837$ MHz; $\sigma = 0.923$ S/m; $\epsilon_r = 42.201$; $\rho = 1000$ kg/m³

Ambient Temperature: 22.3 °C Liquid Temperature: 21.5 °C

Phantom section: Right Section

DASY5 Configuration:

Sensor-Surface: 4mm (Mechanical Surface Detection)

Probe: EX3DV4 - SN3677; ConvF(9.20, 9.20, 9.20); Calibrated: 6/19/2019;

Electronics: DAE4 SN1291; Calibrated: 12/4/2018

Phantom: SAM1; Type: SAM; Serial: TP-1534

Measurement SW: DASY52, Version 52.10 (1); SEMCAD X Version 14.6.11 (7439)

Right Cheek Middle/Area Scan (71x121x1): Interpolated grid: dx=15 mm, dy=15 mm

Maximum value of SAR (interpolated) = 0.232 W/kg


Right Cheek Middle/Zoom Scan (5x5x7)/Cube 0: Measurement grid: dx=8mm, dy=8mm, dz=5mm

Reference Value = 5.782 V/m; Power Drift = 0.035 dB

Peak SAR (extrapolated) = 0.289 W/kg

SAR(1 g) = 0.219 W/kg; SAR(10 g) = 0.157 W/kg

Maximum value of SAR (measured) = 0.227 W/kg



Plot 55 UMTS Band V Right Cheek Middle (best acoustic position)

Date: 7/19/2019

Communication System: UID 0, WCDMA (0); Frequency: 836.6 MHz; Duty Cycle: 1:1

Medium parameters used: $f = 837$ MHz; $\sigma = 0.923$ S/m; $\epsilon_r = 42.201$; $\rho = 1000$ kg/m³

Ambient Temperature: 22.3 °C Liquid Temperature: 21.5 °C

Phantom section: Right Section

DASY5 Configuration:

Sensor-Surface: 4mm (Mechanical Surface Detection)

Probe: EX3DV4 - SN3677; ConvF(9.20, 9.20, 9.20); Calibrated: 6/19/2019;

Electronics: DAE4 SN1291; Calibrated: 12/4/2018

Phantom: SAM1; Type: SAM; Serial: TP-1534

Measurement SW: DASY52, Version 52.10 (1); SEMCAD X Version 14.6.11 (7439)

Right Cheek Middle/Area Scan (71x121x1): Interpolated grid: dx=15 mm, dy=15 mm

Maximum value of SAR (interpolated) = 0.321 W/kg

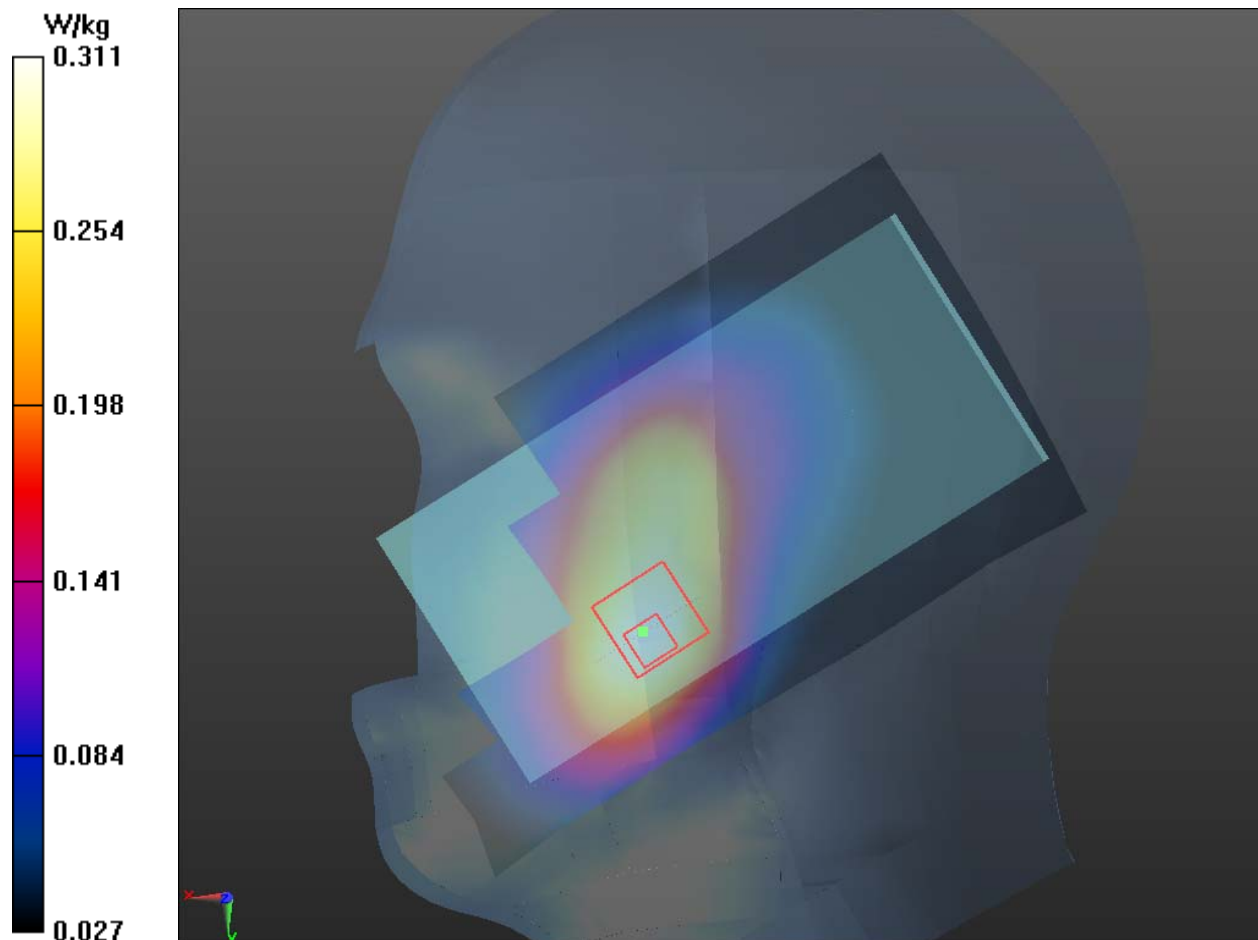
Right Cheek Middle/Zoom Scan (5x5x7)/Cube 0: Measurement grid: dx=8mm, dy=8mm, dz=5mm

Reference Value = 8.081 V/m; Power Drift = -0.025 dB

Peak SAR (extrapolated) = 0.397 W/kg

SAR(1 g) = 0.296 W/kg; SAR(10 g) = 0.210 W/kg

Maximum value of SAR (measured) = 0.311 W/kg



Plot 56 UMTS Band V Back Side Middle (Distance 10mm)

Date: 7/23/2019

Communication System: UID 0, WCDMA V (0); Frequency: 836.6 MHz; Duty Cycle: 1:1

Medium parameters used: $f = 837$ MHz; $\sigma = 0.923$ S/m; $\epsilon_r = 42.201$; $\rho = 1000$ kg/m³

Ambient Temperature: 22.3 °C Liquid Temperature: 21.5 °C

Phantom section: Flat Section

DASY5 Configuration:

Sensor-Surface: 4mm (Mechanical Surface Detection)

Probe: EX3DV4 - SN3677; ConvF(9.40, 9.40, 9.40); Calibrated: 6/19/2019;

Electronics: DAE4 SN1291; Calibrated: 12/4/2018

Phantom: SAM1; Type: SAM; Serial: TP-1534

Measurement SW: DASY52, Version 52.10 (1); SEMCAD X Version 14.6.11 (7439)

Back Side Middle/Area Scan (71x141x1): Interpolated grid: dx=15 mm, dy=15 mm

Maximum value of SAR (interpolated) = 0.423 W/kg

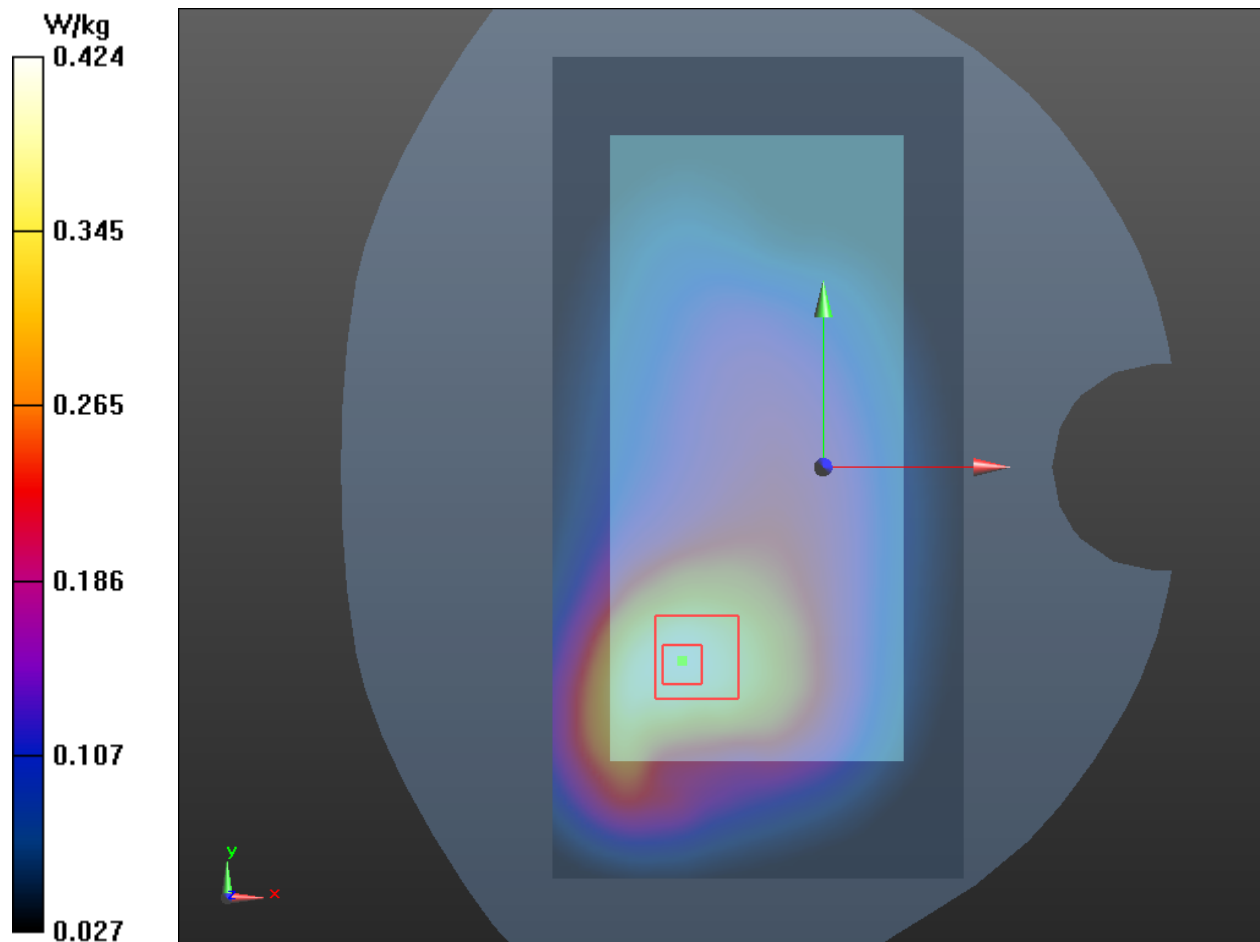
Back Side Middle/Zoom Scan (5x5x7)/Cube 0: Measurement grid: dx=8mm, dy=8mm, dz=5mm

Reference Value = 14.84 V/m; Power Drift = -0.02 dB

Peak SAR (extrapolated) = 0.549 W/kg

SAR(1 g) = 0.397 W/kg; SAR(10 g) = 0.274 W/kg

Maximum value of SAR (measured) = 0.424 W/kg



Plot 57 LTE Band 2 1RB Left Cheek Low

Date: 8/3/2019

Communication System: UID 0, LTE (0); Frequency: 1860 MHz; Duty Cycle: 1:1

Medium parameters used: $f = 1860$ MHz; $\sigma = 1.407$ S/m; $\epsilon_r = 39.071$; $\rho = 1000$ kg/m³

Ambient Temperature: 22.3 °C Liquid Temperature: 21.5 °C

Phantom section: Left Section

DASY5 Configuration:

Sensor-Surface: 4mm (Mechanical Surface Detection)

Probe: EX3DV4 - SN3677; ConvF(7.79, 7.79, 7.79); Calibrated: 6/19/2019;

Electronics: DAE4 SN1291; Calibrated: 12/4/2018

Phantom: SAM1; Type: SAM; Serial: TP-1534

Measurement SW: DASY52, Version 52.10 (1); SEMCAD X Version 14.6.11 (7439)

Left Cheek Low/Area Scan (71x121x1): Interpolated grid: dx=15 mm, dy=15 mm

Maximum value of SAR (interpolated) = 0.439 W/kg


Left Cheek Low/Zoom Scan (5x5x7)/Cube 0: Measurement grid: dx=8mm, dy=8mm, dz=5mm

Reference Value = 3.167 V/m; Power Drift = 0.090 dB

Peak SAR (extrapolated) = 0.617 W/kg

SAR(1 g) = 0.393 W/kg; SAR(10 g) = 0.239 W/kg

Maximum value of SAR (measured) = 0.422 W/kg



Plot 58 LTE Band 2 1RB Left Cheek Low(best acoustic position)

Date: 8/3/2019

Communication System: UID 0, LTE (0); Frequency: 1860 MHz;Duty Cycle: 1:1

Medium parameters used: $f = 1860 \text{ MHz}$; $\sigma = 1.407 \text{ S/m}$; $\epsilon_r = 39.071$; $\rho = 1000 \text{ kg/m}^3$

Ambient Temperature: $22.3 \text{ }^\circ\text{C}$ Liquid Temperature: $21.5 \text{ }^\circ\text{C}$

Phantom section: Left Section

DASY5 Configuration:

Sensor-Surface: 4mm (Mechanical Surface Detection)

Probe: EX3DV4 - SN3677; ConvF(7.79, 7.79, 7.79); Calibrated: 6/19/2019;

Electronics: DAE4 SN1291; Calibrated: 12/4/2018

Phantom: SAM1; Type: SAM; Serial: TP-1534

Measurement SW: DASY52, Version 52.10 (1); SEMCAD X Version 14.6.11 (7439)

Left Cheek Low/Area Scan (71x121x1): Interpolated grid: $dx=15 \text{ mm}$, $dy=15 \text{ mm}$

Maximum value of SAR (interpolated) = 0.482 W/kg


Left Cheek Low/Zoom Scan (5x5x7)/Cube 0: Measurement grid: $dx=8\text{mm}$, $dy=8\text{mm}$, $dz=5\text{mm}$

Reference Value = 3.888 V/m ; Power Drift = 0.047 dB

Peak SAR (extrapolated) = 0.672 W/kg

SAR(1 g) = 0.428 W/kg ; SAR(10 g) = 0.261 W/kg

Maximum value of SAR (measured) = 0.464 W/kg



Plot 59 LTE Band 2 1B Back Side Low(Distance 15mm)

Date: 7/24/2019

Communication System: UID 0, LTE (0); Frequency: 1860 MHz;Duty Cycle: 1:1

Medium parameters used: $f = 1860$ MHz; $\sigma = 1.407$ S/m; $\epsilon_r = 39.071$; $\rho = 1000$ kg/m³

Ambient Temperature:22.3 °C Liquid Temperature: 21.5°C

Phantom section: Flat Section

DASY5 Configuration:

Sensor-Surface: 4mm (Mechanical Surface Detection)

Probe: EX3DV4 - SN3677; ConvF(7.62, 7.62, 7.62); Calibrated: 6/19/2019;

Electronics: DAE4 SN1291; Calibrated: 12/4/2018

Phantom: SAM1; Type: SAM; Serial: TP-1534

Measurement SW: DASY52, Version 52.10 (1); SEMCAD X Version 14.6.11 (7439)

Back Side Low/Area Scan (71x121x1): Interpolated grid: dx=15 mm, dy=15 mm

Maximum value of SAR (interpolated) = 0.470 W/kg

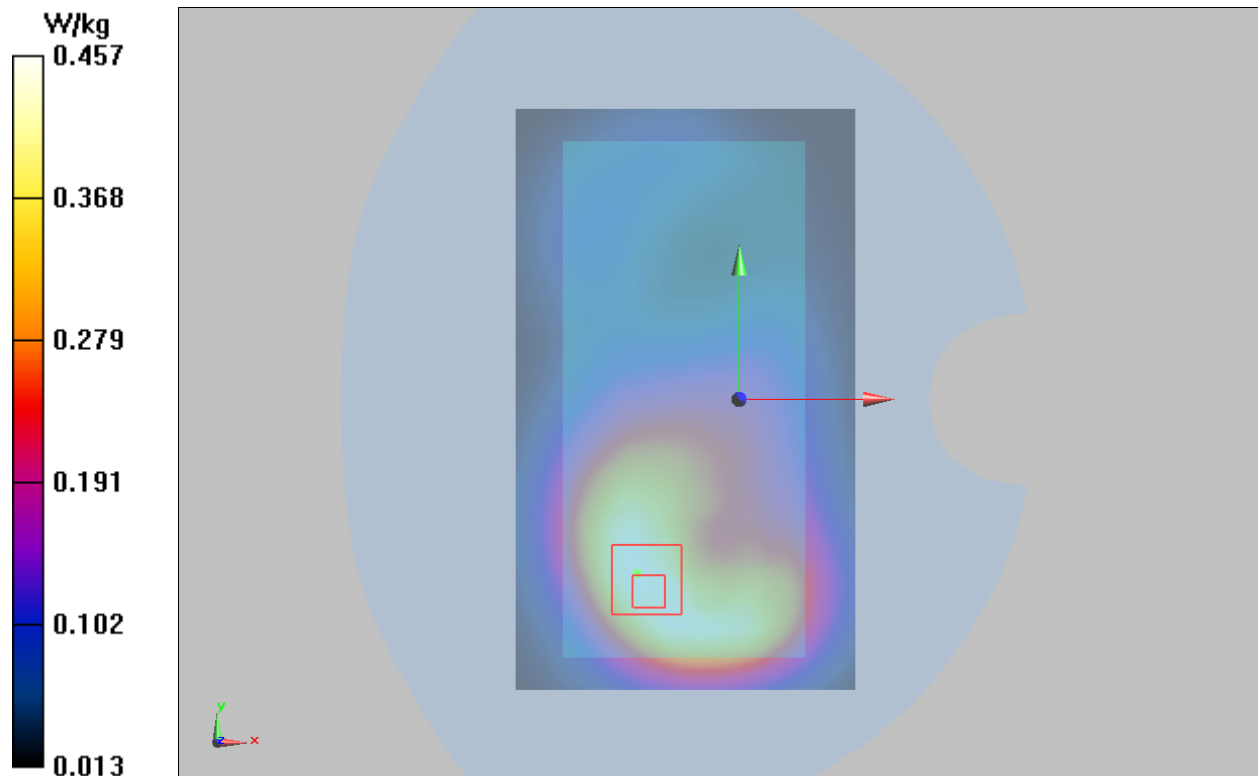
Back Side Low/Zoom Scan (5x5x7)/Cube 0: Measurement grid: dx=8mm, dy=8mm, dz=5mm

Reference Value = 11.68 V/m; Power Drift = -0.022 dB

Peak SAR (extrapolated) = 0.670 W/kg

SAR(1 g) = 0.425 W/kg; SAR(10 g) = 0.266 W/kg

Maximum value of SAR (measured) = 0.457 W/kg



Plot 60 LTE Band 2 1RB Bottom Edge Low (Distance 10mm)

Date: 7/24/2019

Communication System: UID 0, LTE (0); Frequency: 1860 MHz; Duty Cycle: 1:1

Medium parameters used: $f = 1860$ MHz; $\sigma = 1.407$ S/m; $\epsilon_r = 39.071$; $\rho = 1000$ kg/m³

Ambient Temperature: 22.3 °C Liquid Temperature: 21.5 °C

Phantom section: Flat Section

DASY5 Configuration:

Sensor-Surface: 4mm (Mechanical Surface Detection)

Probe: EX3DV4 - SN3677; ConvF(7.62, 7.62, 7.62); Calibrated: 6/19/2019;

Electronics: DAE4 SN1291; Calibrated: 12/4/2018

Phantom: SAM1; Type: SAM; Serial: TP-1534

Measurement SW: DASY52, Version 52.10 (1); SEMCAD X Version 14.6.11 (7439)

Bottom Edge Low /Area Scan (51x91x1): Interpolated grid: dx=10 mm, dy=10 mm

Maximum value of SAR (interpolated) = 0.859 W/kg

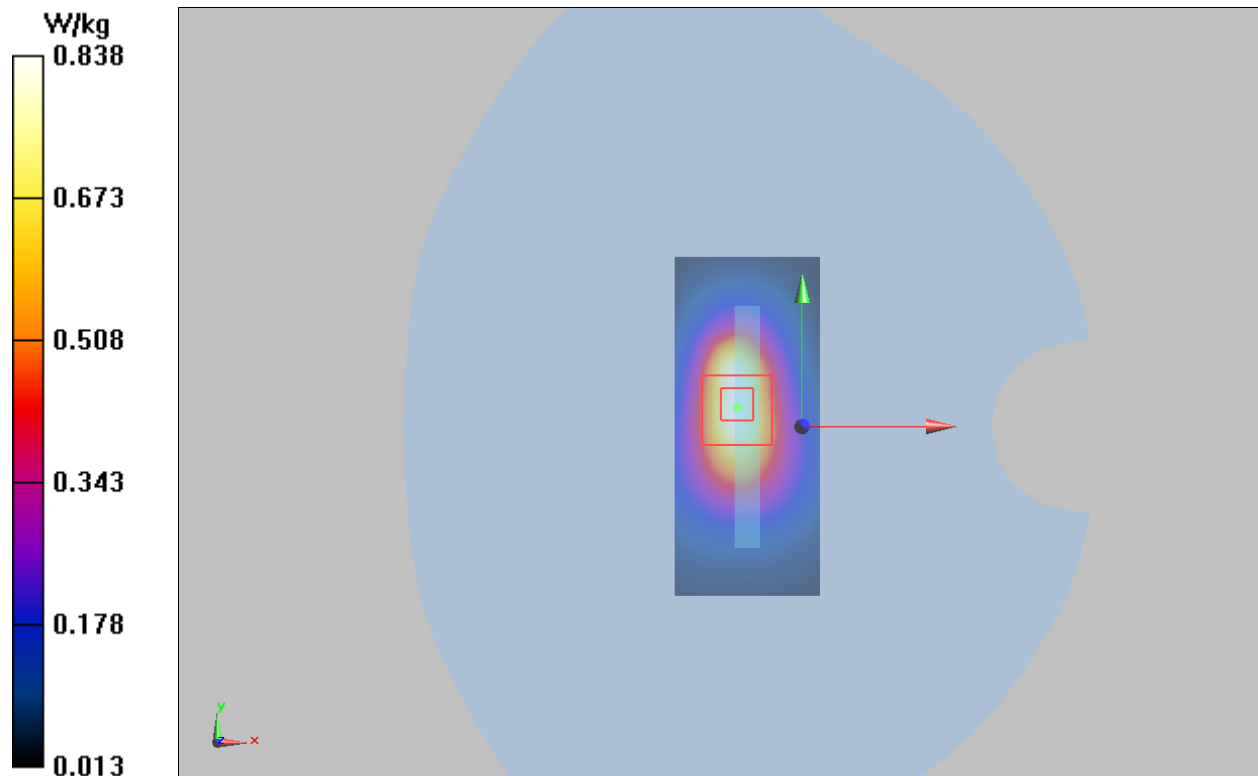
Bottom Edge Low /Zoom Scan (7x7x7)/Cube 0: Measurement grid: dx=5mm, dy=5mm, dz=5mm

Reference Value = 23.70 V/m; Power Drift = 0.08 dB

Peak SAR (extrapolated) = 1.33 W/kg

SAR(1 g) = 0.752 W/kg; SAR(10 g) = 0.411 W/kg

Maximum value of SAR (measured) = 0.838 W/kg



Plot 61 LTE Band 2 1RB Bottom Edge Low (Battery2, Distance 0mm)

Date: 7/24/2019

Communication System: UID 0, LTE (0); Frequency: 1860 MHz; Duty Cycle: 1:1

Medium parameters used: $f = 1800$ MHz; $\sigma = 1.442$ S/m; $\epsilon_r = 39.65$; $\rho = 1000$ kg/m³

Ambient Temperature: 22.3 °C Liquid Temperature: 21.5 °C

Phantom section: Flat Section

DASY5 Configuration:

Sensor-Surface: 4mm (Mechanical Surface Detection)

Probe: EX3DV4 - SN3677; ConvF(7.62, 7.62, 7.62); Calibrated: 6/19/2019;

Electronics: DAE4 SN1291; Calibrated: 12/4/2018

Phantom: SAM1; Type: SAM; Serial: TP-1534

Measurement SW: DASY52, Version 52.10 (1); SEMCAD X Version 14.6.11 (7439)

Bottom Edge Low/Area Scan(51x91x1): Interpolated grid: dx=10 mm, dy=10 mm

Maximum value of SAR (interpolated) = 5.22 W/kg

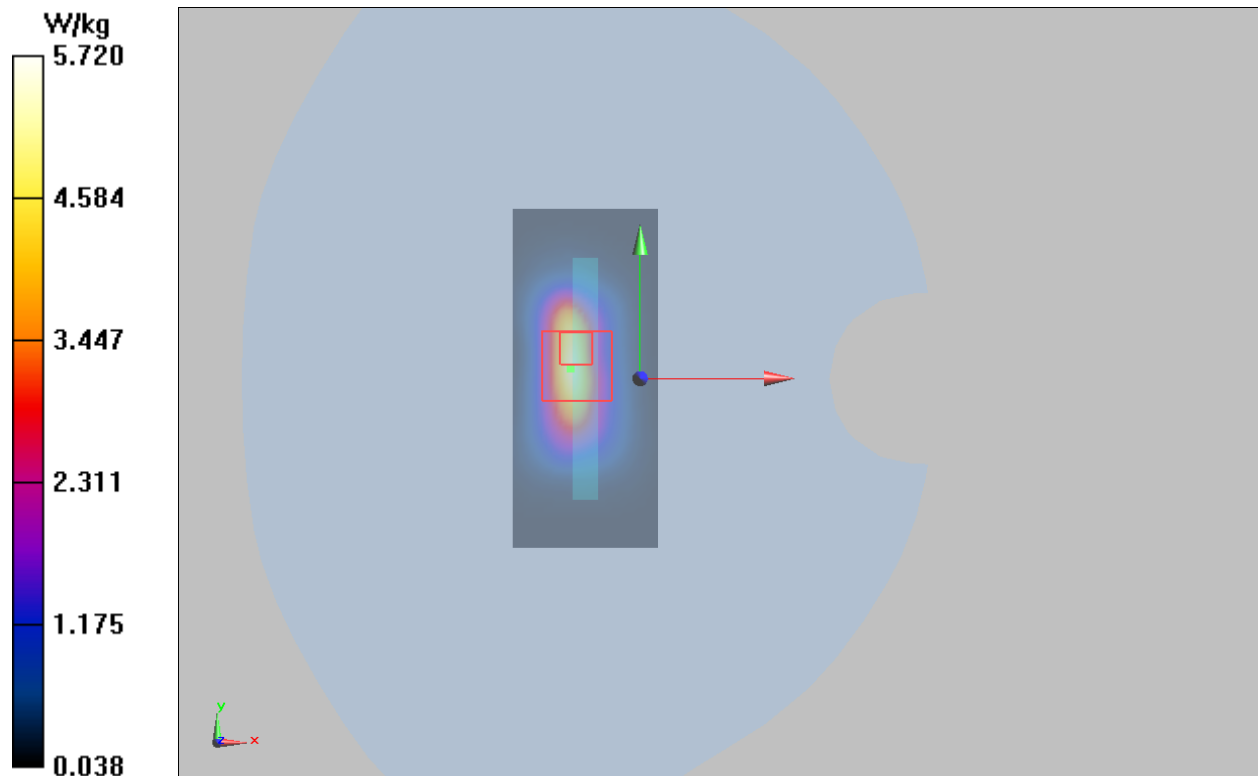
Bottom Edge Low/Zoom Scan (7x7x7)/Cube 0: Measurement grid: dx=5mm, dy=5mm, dz=5mm

Reference Value = 54.23 V/m; Power Drift = 0.055 dB

Peak SAR (extrapolated) = 12.7 W/kg

SAR(1 g) = 4.68 W/kg; SAR(10 g) = 1.950 W/kg

Maximum value of SAR (measured) = 5.720 W/kg



Plot 62 LTE Band 2 1RB Bottom Edge Low (Battery2, Distance 8mm)

Date: 7/24/2019

Communication System: UID 0, LTE (0); Frequency: 1860 MHz; Duty Cycle: 1:1

Medium parameters used: $f = 1800$ MHz; $\sigma = 1.442$ S/m; $\epsilon_r = 39.65$; $\rho = 1000$ kg/m³

Ambient Temperature: 22.3 °C Liquid Temperature: 21.5 °C

Phantom section: Flat Section

DASY5 Configuration:

Sensor-Surface: 4mm (Mechanical Surface Detection)

Probe: EX3DV4 - SN3677; ConvF(7.62, 7.62, 7.62); Calibrated: 6/19/2019;

Electronics: DAE4 SN1291; Calibrated: 12/4/2018

Phantom: SAM1; Type: SAM; Serial: TP-1534

Measurement SW: DASY52, Version 52.10 (1); SEMCAD X Version 14.6.11 (7439)

Bottom Edge Low/Area Scan (51x81x1): Interpolated grid: dx=10 mm, dy=10 mm

Maximum value of SAR (interpolated) = 1.83 W/kg

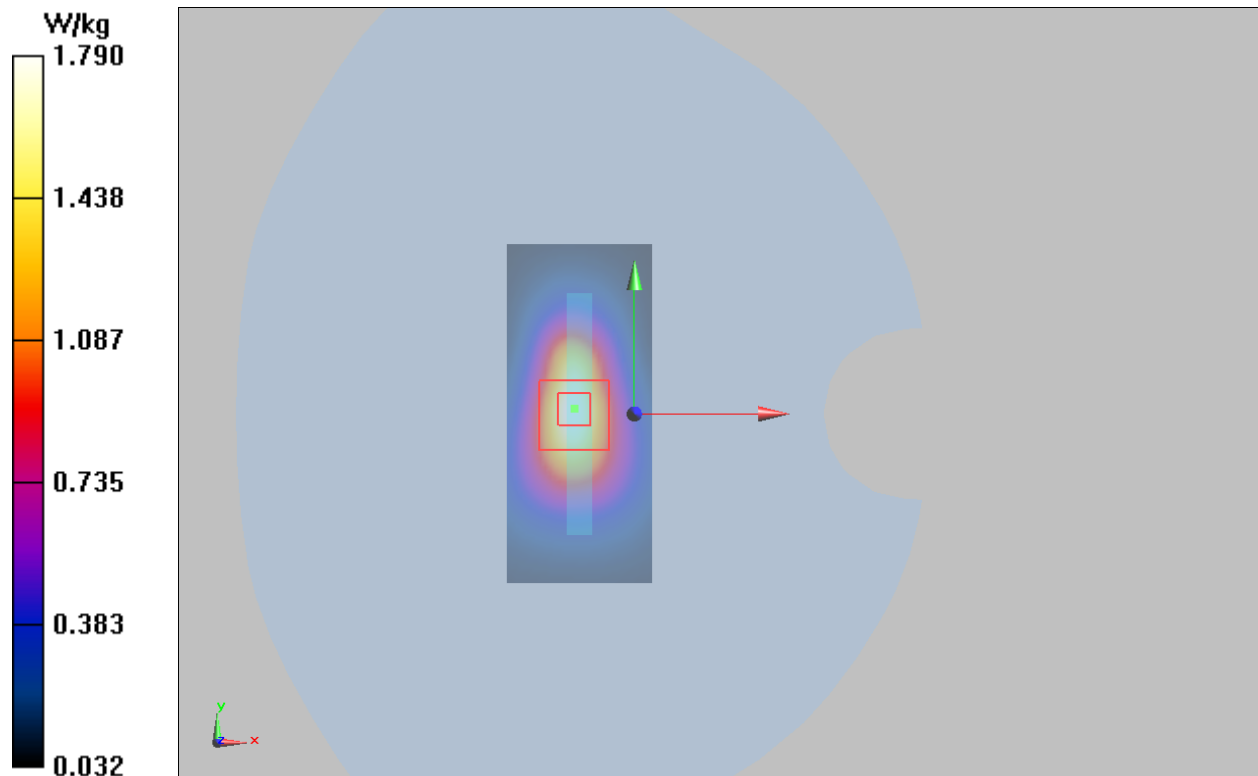
Bottom Edge Low/Zoom Scan (7x7x7)/Cube 0: Measurement grid: dx=5mm, dy=5mm, dz=5mm

Reference Value = 35.61 V/m; Power Drift = 0.010 dB

Peak SAR (extrapolated) = 2.84 W/kg

SAR(1 g) = 1.6 W/kg; SAR(10 g) = 0.872 W/kg

Maximum value of SAR (measured) = 1.790 W/kg



Plot 63 LTE Band 4 1RB Right Cheek Low

Date: 7/20/2019

Communication System: UID 0, LTE (0); Frequency: 1720 MHz; Duty Cycle: 1:1

Medium parameters used: $f = 1720$ MHz; $\sigma = 1.303$ S/m; $\epsilon_r = 39.467$; $\rho = 1000$ kg/m³

Ambient Temperature: 22.3 °C Liquid Temperature: 21.5 °C

Phantom section: Right Section

DASY5 Configuration:

Sensor-Surface: 4mm (Mechanical Surface Detection)

Probe: EX3DV4 - SN3677; ConvF(8.21, 8.21, 8.21); Calibrated: 6/19/2019;

Electronics: DAE4 SN1291; Calibrated: 12/4/2018

Phantom: SAM1; Type: SAM; Serial: TP-1534

Measurement SW: DASY52, Version 52.10 (1); SEMCAD X Version 14.6.11 (7439)

Right Cheek Low/Area Scan (71x121x1): Interpolated grid: dx=, dy=

Maximum value of SAR (interpolated) = 0.510 W/kg


Right Cheek Low/Zoom Scan (5x5x7)/Cube 0: Measurement grid: dx=8mm, dy=8mm, dz=5mm

Reference Value = 4.574 V/m; Power Drift = 0.033 dB

Peak SAR (extrapolated) = 0.660 W/kg

SAR(1 g) = 0.455 W/kg; SAR(10 g) = 0.291 W/kg

Maximum value of SAR (measured) = 0.496 W/kg



Plot 64 LTE Band 4 1RB Right Cheek Low(best acoustic position)

Date: 7/20/2019

Communication System: UID 0, LTE (0); Frequency: 1720 MHz;Duty Cycle: 1:1

Medium parameters used: $f = 1720$ MHz; $\sigma = 1.303$ S/m; $\epsilon_r = 39.467$; $\rho = 1000$ kg/m³

Ambient Temperature:22.3 °C Liquid Temperature: 21.5°C

Phantom section: Right Section

DASY5 Configuration:

Sensor-Surface: 4mm (Mechanical Surface Detection)

Probe: EX3DV4 - SN3677; ConvF(8.21, 8.21, 8.21); Calibrated: 6/19/2019;

Electronics: DAE4 SN1291; Calibrated: 12/4/2018

Phantom: SAM1; Type: SAM; Serial: TP-1534

Measurement SW: DASY52, Version 52.10 (1); SEMCAD X Version 14.6.11 (7439)

Right Cheek Low/Area Scan (71x121x1): Interpolated grid: dx=15 mm, dy=15 mm

Maximum value of SAR (interpolated) = 0.508 W/kg


Right Cheek Low/Zoom Scan (5x5x7)/Cube 0: Measurement grid: dx=8mm, dy=8mm, dz=5mm

Reference Value = 4.491 V/m; Power Drift = 0.048 dB

Peak SAR (extrapolated) = 0.687 W/kg

SAR(1 g) = 0.476 W/kg; SAR(10 g) = 0.304 W/kg

Maximum value of SAR (measured) = 0.508 W/kg



Plot 65 LTE Band 4 1RB Back Side Middle (Distance 15mm)

Date: 7/25/2019

Communication System: UID 0, LTE (0); Frequency: 1732.5 MHz; Duty Cycle: 1:1

Medium parameters used (interpolated): $f = 1732.5$ MHz; $\sigma = 1.313$ S/m; $\epsilon_r = 39.384$; $\rho = 1000$ kg/m³

Ambient Temperature: 22.3 °C Liquid Temperature: 21.5 °C

Phantom section: Flat Section

DASY5 Configuration:

Sensor-Surface: 4mm (Mechanical Surface Detection)

Probe: EX3DV4 - SN3677; ConvF(7.86, 7.86, 7.86); Calibrated: 6/19/2019;

Electronics: DAE4 SN1291; Calibrated: 12/4/2018

Phantom: SAM1; Type: SAM; Serial: TP-1534

Measurement SW: DASY52, Version 52.10 (1); SEMCAD X Version 14.6.11 (7439)

Back Side Middle/Area Scan (71x121x1): Interpolated grid: dx=15 mm, dy=15 mm

Maximum value of SAR (interpolated) = 0.610 W/kg

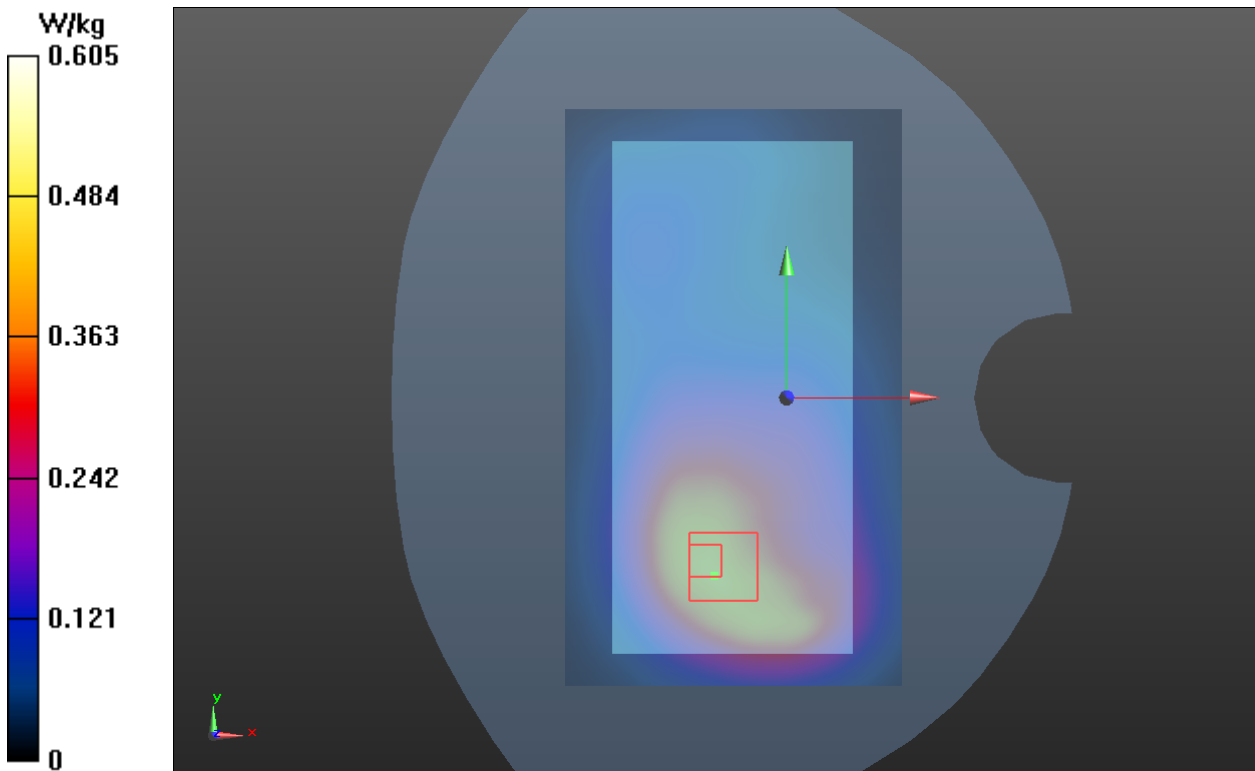
Back Side Middle/Zoom Scan (5x5x7)/Cube 0: Measurement grid: dx=8mm, dy=8mm, dz=5mm

Reference Value = 11.51 V/m; Power Drift = -0.030 dB

Peak SAR (extrapolated) = 1.28 W/kg

SAR(1 g) = 0.571 W/kg; SAR(10 g) = 0.305 W/kg

Maximum value of SAR (measured) = 0.605 W/kg



Plot 66 LTE Band 4 50%RB Bottom Edge Low (Distance 10mm)

Date: 7/25/2019

Communication System: UID 0, LTE (0); Frequency: 1720 MHz; Duty Cycle: 1:1

Medium parameters used: $f = 1720$ MHz; $\sigma = 1.303$ S/m; $\epsilon_r = 39.467$; $\rho = 1000$ kg/m³

Ambient Temperature: 22.3 °C Liquid Temperature: 21.5 °C

Phantom section: Flat Section

DASY5 Configuration:

Sensor-Surface: 4mm (Mechanical Surface Detection)

Probe: EX3DV4 - SN3677; ConvF(7.86, 7.86, 7.86); Calibrated: 6/19/2019;

Electronics: DAE4 SN1291; Calibrated: 12/4/2018

Phantom: SAM1; Type: SAM; Serial: TP-1534

Measurement SW: DASY52, Version 52.10 (1); SEMCAD X Version 14.6.11 (7439)

Bottom Edge Low/Area Scan (51x91x1): Interpolated grid: dx=10 mm, dy=10 mm

Maximum value of SAR (interpolated) = 0.763 W/kg

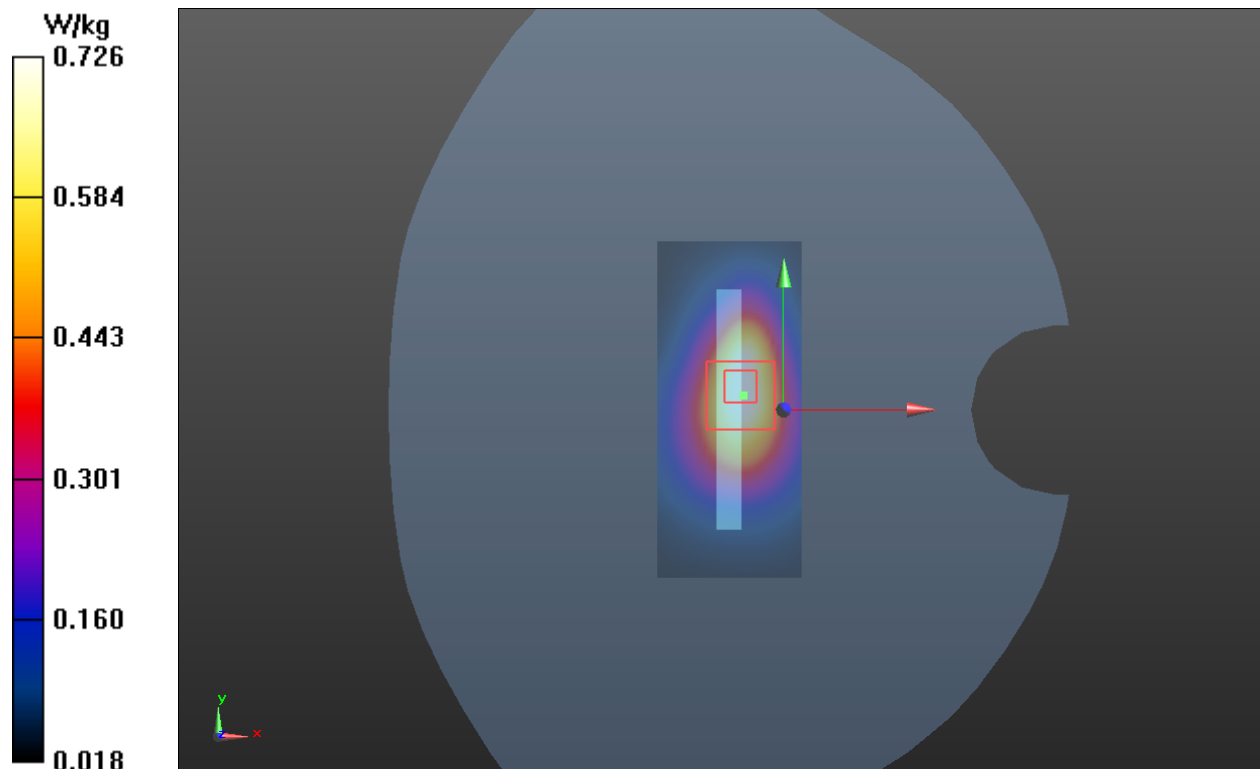
Bottom Edge Low/Zoom Scan (7x7x7)/Cube 0: Measurement grid: dx=5mm, dy=5mm, dz=5mm

Reference Value = 22.99 V/m; Power Drift = -0.022 dB

Peak SAR (extrapolated) = 1.11 W/kg

SAR(1 g) = 0.665 W/kg; SAR(10 g) = 0.380 W/kg

Maximum value of SAR (measured) = 0.726 W/kg



Plot 67 LTE Band 4 50%RB Bottom Edge Low (Battery2, Distance 0mm)

Date: 7/25/2019

Communication System: UID 0, LTE (0); Frequency: 1720 MHz; Duty Cycle: 1:1

Medium parameters used: $f = 1720$ MHz; $\sigma = 1.38$ S/m; $\epsilon_r = 40.103$; $\rho = 1000$ kg/m³

Ambient Temperature: 22.3 °C Liquid Temperature: 21.5 °C

Phantom section: Flat Section

DASY5 Configuration:

Sensor-Surface: 4mm (Mechanical Surface Detection)

Probe: EX3DV4 - SN3677; ConvF(7.86, 7.86, 7.86); Calibrated: 6/19/2019;

Electronics: DAE4 SN1291; Calibrated: 12/4/2018

Phantom: SAM1; Type: SAM; Serial: TP-1534

Measurement SW: DASY52, Version 52.10 (1); SEMCAD X Version 14.6.11 (7439)

Bottom Edge Low/Area Scan(51x91x1): Interpolated grid: dx=10 mm, dy=10 mm

Maximum value of SAR (interpolated) = 4.150 W/kg

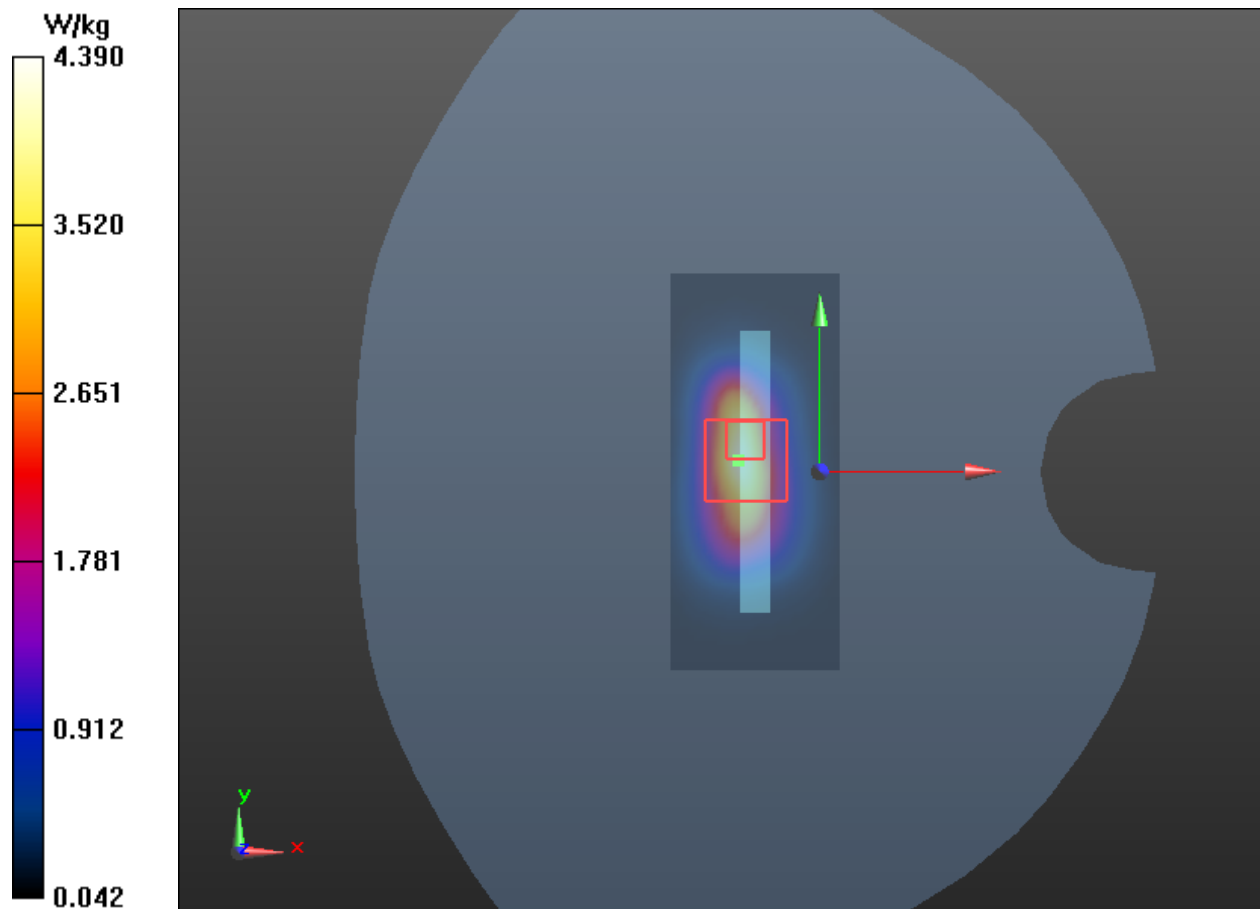
Bottom Edge Low/Zoom Scan (7x7x7)/Cube 0: Measurement grid: dx=5mm, dy=5mm, dz=5mm

Reference Value = 50.51 V/m; Power Drift = 0.140 dB

Peak SAR (extrapolated) = 9.15 W/kg

SAR(1 g) = 3.630 W/kg; SAR(10 g) = 1.630 W/kg

Maximum value of SAR (measured) = 4.390 W/kg



Plot 68 LTE Band 4 50%RB Bottom Edge Middle (Distance 8mm)

Date: 7/25/2019

Communication System: UID 0, LTE (0); Frequency: 1732.5 MHz; Duty Cycle: 1:1

Medium parameters used (interpolated): $f = 1732.5$ MHz; $\sigma = 1.293$ S/m; $\epsilon_r = 38.785$; $\rho = 1000$ kg/m³

Ambient Temperature: 22.3 °C Liquid Temperature: 21.5 °C

Phantom section: Flat Section

DASY5 Configuration:

Sensor-Surface: 4mm (Mechanical Surface Detection)

Probe: EX3DV4 - SN3677; ConvF(7.86, 7.86, 7.86); Calibrated: 6/19/2019;

Electronics: DAE4 SN1291; Calibrated: 12/4/2018

Phantom: SAM1; Type: SAM; Serial: TP-1534

Measurement SW: DASY52, Version 52.10 (1); SEMCAD X Version 14.6.11 (7439)

Bottom Edge Middle/Area Scan (51x91x1): Interpolated grid: dx=10 mm, dy=10 mm

Maximum value of SAR (interpolated) = 1.80 W/kg

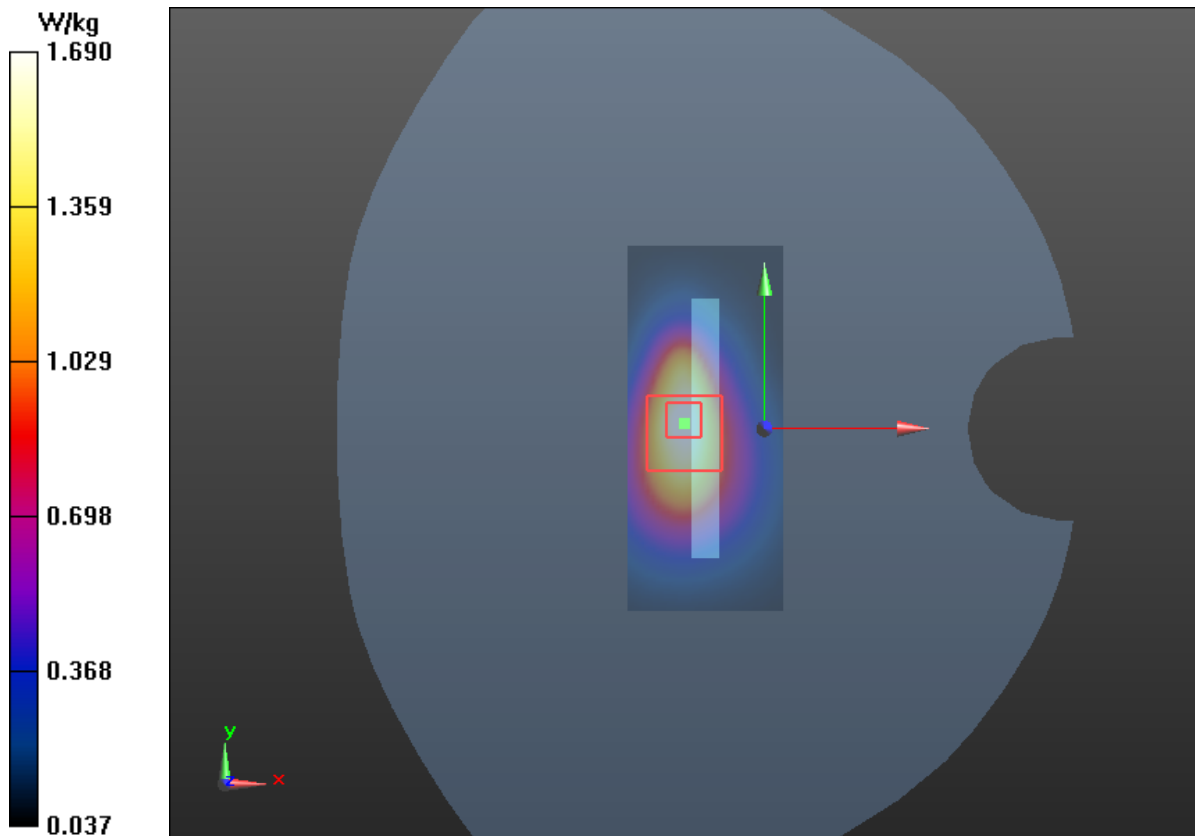
Bottom Edge Middle/Zoom Scan (7x7x7)/Cube 0: Measurement grid: dx=5mm, dy=5mm, dz=5mm

Reference Value = 33.89 V/m; Power Drift = 0.152 dB

Peak SAR (extrapolated) = 2.59 W/kg

SAR(1 g) = 1.520 W/kg; SAR(10 g) = 0.863 W/kg

Maximum value of SAR (measured) = 1.690 W/kg



Plot 69 LTE Band 5 1RB Right Cheek Middle

Date: 7/19/2019

Communication System: UID 0, LTE (0); Frequency: 836.5 MHz; Duty Cycle: 1:1

Medium parameters used (interpolated): $f = 836.5$ MHz; $\sigma = 0.923$ S/m; $\epsilon_r = 42.199$; $\rho = 1000$ kg/m³

Ambient Temperature: 22.3 °C Liquid Temperature: 21.5 °C

Phantom section: Right Section

DASY5 Configuration:

Sensor-Surface: 4mm (Mechanical Surface Detection)

Probe: EX3DV4 - SN3677; ConvF(9.20, 9.20, 9.20); Calibrated: 6/19/2019;

Electronics: DAE4 SN1291; Calibrated: 12/4/2018

Phantom: SAM1; Type: SAM; Serial: TP-1534

Measurement SW: DASY52, Version 52.10 (1); SEMCAD X Version 14.6.11 (7439)

Right Cheek Middle/Area Scan (71x121x1): Interpolated grid: dx=15 mm, dy=15 mm

Maximum value of SAR (interpolated) = 0.325 W/kg


Right Cheek Middle/Zoom Scan (5x5x7)/Cube 0: Measurement grid: dx=8mm, dy=8mm, dz=5mm

Reference Value = 8.169 V/m; Power Drift = -0.028 dB

Peak SAR (extrapolated) = 0.399 W/kg

SAR(1 g) = 0.304 W/kg; SAR(10 g) = 0.221 W/kg

Maximum value of SAR (measured) = 0.317 W/kg



Plot 70 LTE Band 5 1RB Right Cheek Middle(best acoustic position)

Date: 7/19/2019

Communication System: UID 0, WCDMA (0); Frequency: 836.6 MHz;Duty Cycle: 1:1

Medium parameters used: $f = 837$ MHz; $\sigma = 0.923$ S/m; $\epsilon_r = 42.201$; $\rho = 1000$ kg/m³

Ambient Temperature:22.3 °C Liquid Temperature: 21.5°C

Phantom section: Right Section

DASY5 Configuration:

Sensor-Surface: 4mm (Mechanical Surface Detection)

Probe: EX3DV4 - SN3677; ConvF(9.20, 9.20, 9.20); Calibrated: 6/19/2019;

Electronics: DAE4 SN1291; Calibrated: 12/4/2018

Phantom: SAM1; Type: SAM; Serial: TP-1534

Measurement SW: DASY52, Version 52.10 (1); SEMCAD X Version 14.6.11 (7439)

Right Cheek Middle/Area Scan (71x121x1): Interpolated grid: dx=15 mm, dy=15 mm

Maximum value of SAR (interpolated) = 0.255 W/kg

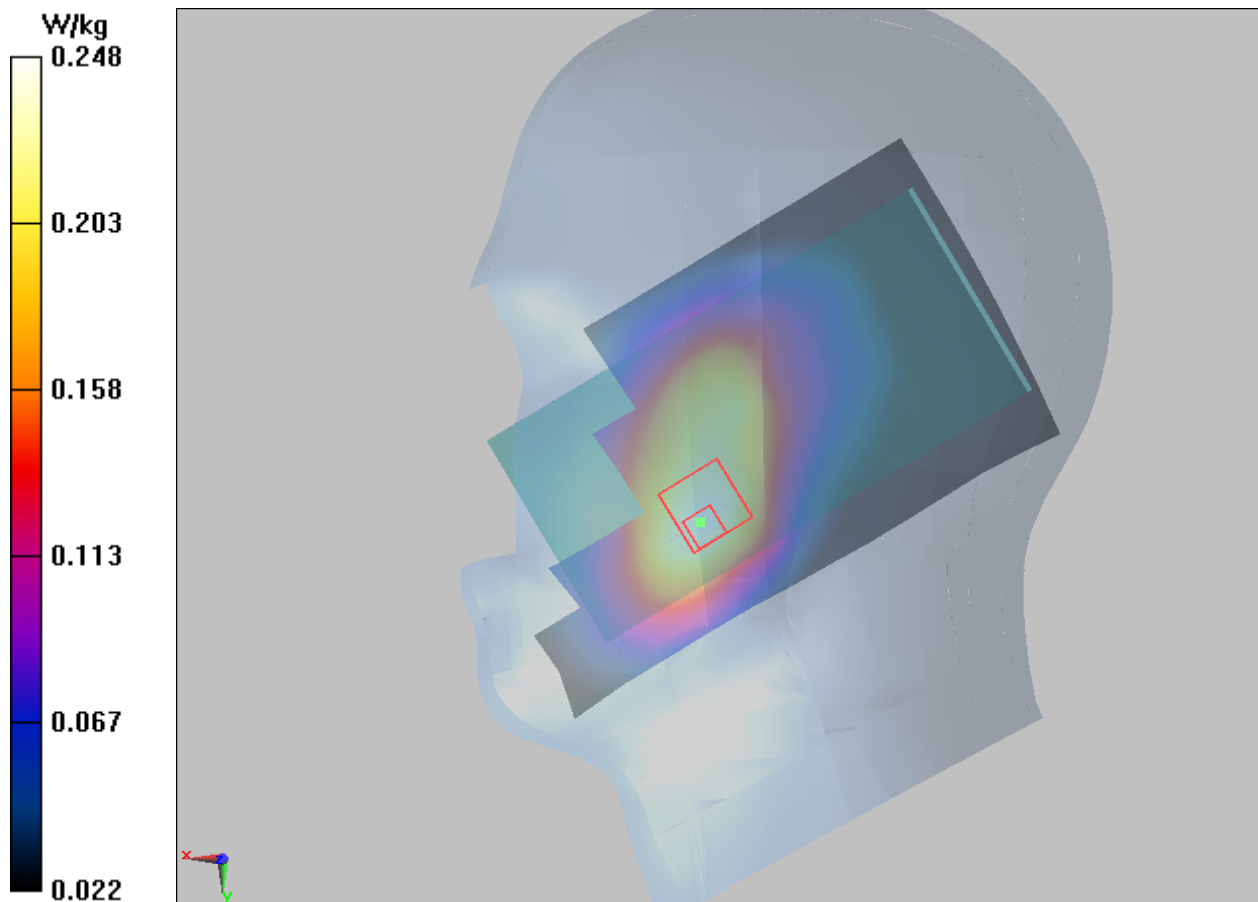
Right Cheek Middle/Zoom Scan (5x5x7)/Cube 0: Measurement grid: dx=8mm, dy=8mm, dz=5mm

Reference Value = 7.065 V/m; Power Drift = 0.025 dB

Peak SAR (extrapolated) = 0.314 W/kg

SAR(1 g) = 0.234 W/kg; SAR(10 g) = 0.167 W/kg

Maximum value of SAR (measured) = 0.248 W/kg



Plot 71 LTE Band 5 1RB Back Side Middle (Distance 10mm)

Date: 7/23/2019

Communication System: UID 0, LTE (0); Frequency: 836.5 MHz; Duty Cycle: 1:1

Medium parameters used (interpolated): $f = 836.5$ MHz; $\sigma = 0.923$ S/m; $\epsilon_r = 42.199$; $\rho = 1000$ kg/m³

Ambient Temperature: 22.3 °C Liquid Temperature: 21.5 °C

Phantom section: Flat Section

DASY5 Configuration:

Sensor-Surface: 4mm (Mechanical Surface Detection)

Probe: EX3DV4 - SN3677; ConvF(9.40, 9.40, 9.40); Calibrated: 6/19/2019;

Electronics: DAE4 SN1291; Calibrated: 12/4/2018

Phantom: SAM1; Type: SAM; Serial: TP-1534

Measurement SW: DASY52, Version 52.10 (1); SEMCAD X Version 14.6.11 (7439)

Back Side Middle/Area Scan (71x121x1): Interpolated grid: dx=, dy=

Maximum value of SAR (interpolated) = 0.441 W/kg

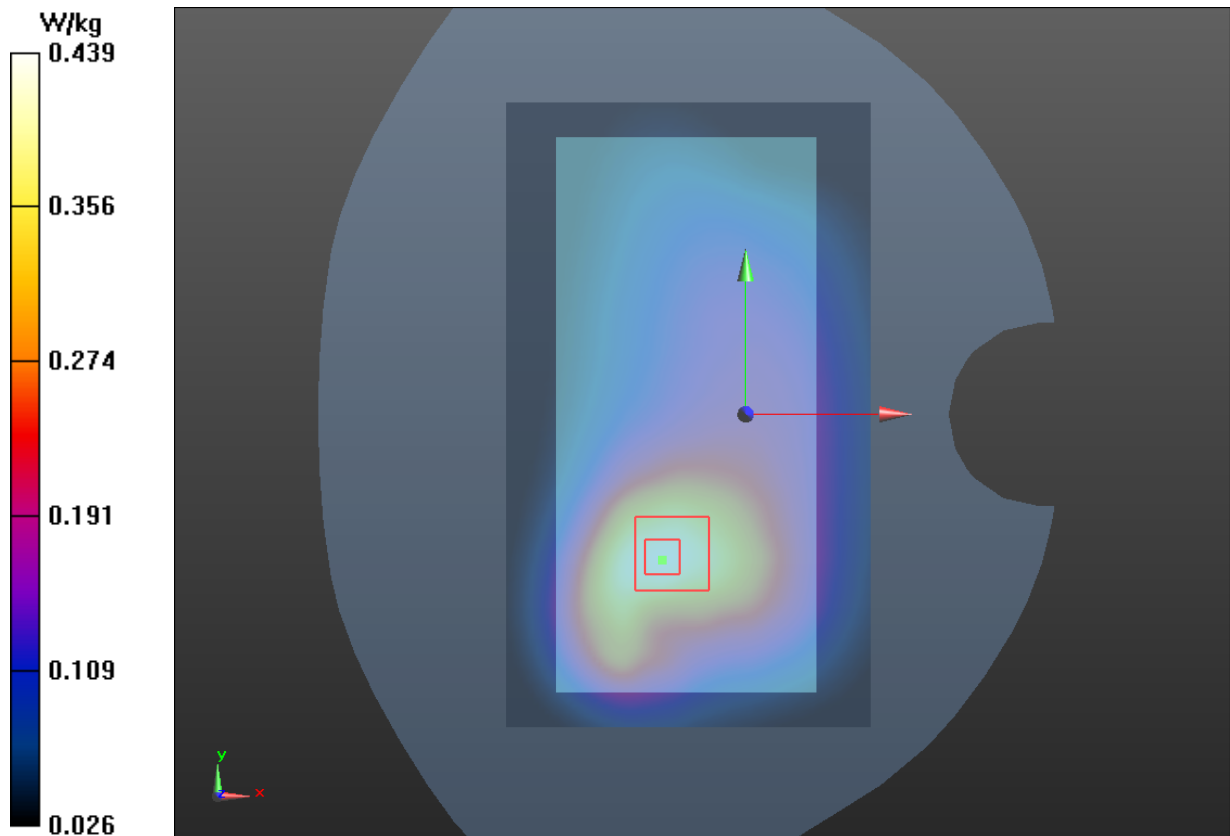
Back Side Middle/Zoom Scan (5x5x7)/Cube 0: Measurement grid: dx=8mm, dy=8mm, dz=5mm

Reference Value = 13.56 V/m; Power Drift = -0.03 dB

Peak SAR (extrapolated) = 0.581 W/kg

SAR(1 g) = 0.409 W/kg; SAR(10 g) = 0.278 W/kg

Maximum value of SAR (measured) = 0.439 W/kg



Plot 72 LTE Band 7 1RB Left Cheek High

Date: 7/26/2019

Communication System: UID 0, LTE (0); Frequency: 2560 MHz; Duty Cycle: 1:1

Medium parameters used: $f = 2560$ MHz; $\sigma = 1.997$ S/m; $\epsilon_r = 40.391$; $\rho = 1000$ kg/m³

Ambient Temperature: 22.3 °C Liquid Temperature: 21.5 °C

Phantom section: Left Section

DASY5 Configuration:

Sensor-Surface: 4mm (Mechanical Surface Detection)

Probe: EX3DV4 - SN3677; ConvF(7.20, 7.20, 7.20); Calibrated: 6/19/2019;

Electronics: DAE4 SN1291; Calibrated: 12/4/2018

Phantom: SAM1; Type: SAM; Serial: TP-1534

Measurement SW: DASY52, Version 52.10 (1); SEMCAD X Version 14.6.11 (7439)

Left Cheek High/Area Scan (91x151x1): Interpolated grid: dx=12 mm, dy=12 mm

Maximum value of SAR (interpolated) = 0.564 W/kg

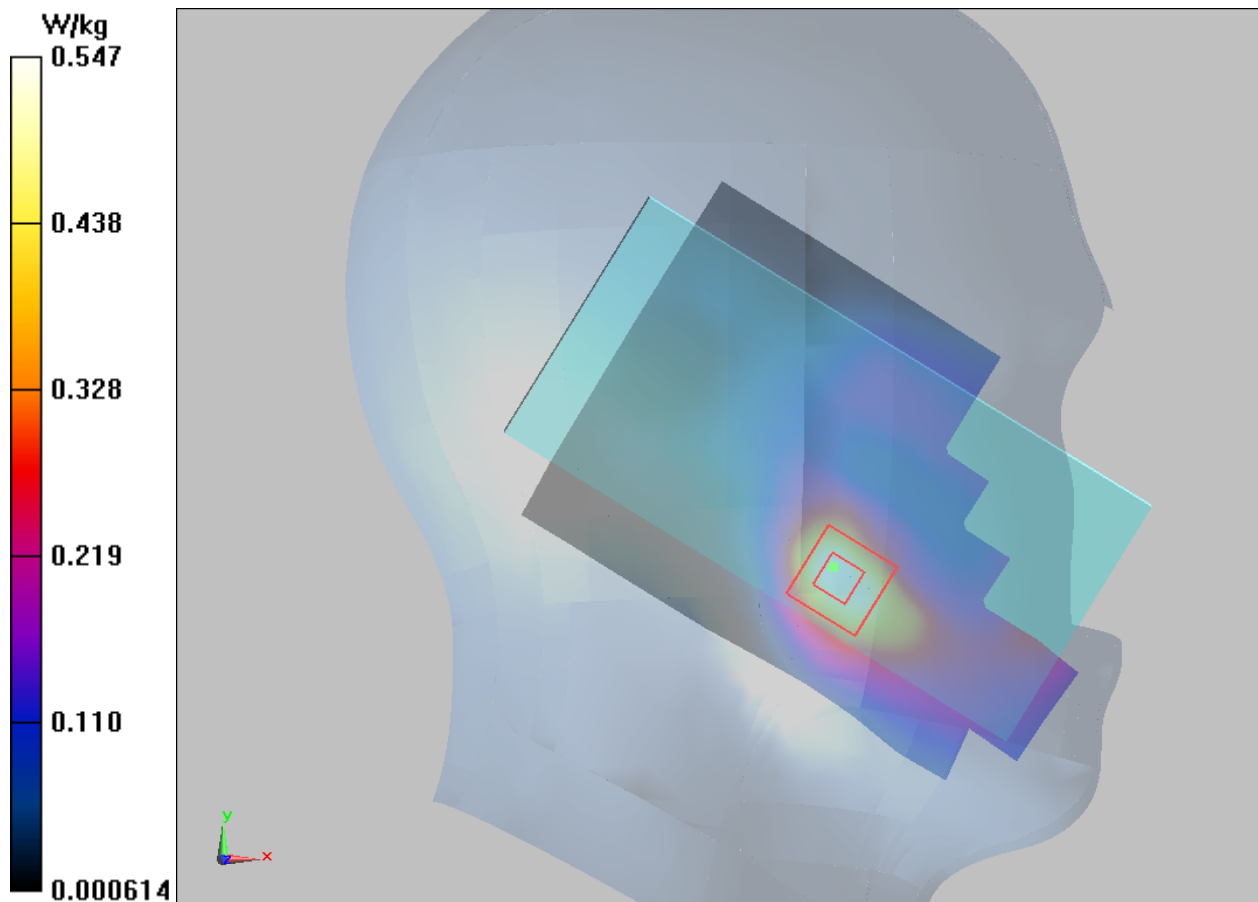
Left Cheek High/Zoom Scan (7x7x7)/Cube 0: Measurement grid: dx=5mm, dy=5mm, dz=5mm

Reference Value = 0.6030 V/m; Power Drift = 0.1 dB

Peak SAR (extrapolated) = 0.921 W/kg

SAR(1 g) = 0.507 W/kg; SAR(10 g) = 0.266 W/kg

Maximum value of SAR (measured) = 0.547 W/kg



Plot 73 LTE Band 7 1RB Left Cheek High (best acoustic position)

Date: 7/26/2019

Communication System: UID 0, LTE (0); Frequency: 2560 MHz; Duty Cycle: 1:1

Medium parameters used: $f = 2560$ MHz; $\sigma = 1.997$ S/m; $\epsilon_r = 40.391$; $\rho = 1000$ kg/m³

Ambient Temperature: 22.3 °C Liquid Temperature: 21.5 °C

Phantom section: Left Section

DASY5 Configuration:

Sensor-Surface: 4mm (Mechanical Surface Detection)

Probe: EX3DV4 - SN3677; ConvF(7.20, 7.20, 7.20); Calibrated: 6/19/2019;

Electronics: DAE4 SN1291; Calibrated: 12/4/2018

Phantom: SAM1; Type: SAM; Serial: TP-1534

Measurement SW: DASY52, Version 52.10 (1); SEMCAD X Version 14.6.11 (7439)

Left Cheek High/Area Scan (91x151x1): Interpolated grid: dx=12 mm, dy=12 mm

Maximum value of SAR (interpolated) = 0.624 W/kg


Left Cheek High/Zoom Scan (7x7x7)/Cube 0: Measurement grid: dx=5mm, dy=5mm, dz=5mm

Reference Value = 2.112 V/m; Power Drift = 0.175 dB

Peak SAR (extrapolated) = 1.08 W/kg

SAR(1 g) = 0.598 W/kg; SAR(10 g) = 0.318 W/kg

Maximum value of SAR (measured) = 0.656 W/kg



Plot 74 LTE Band 7 1RB Back Side High(Distance 15mm)

Date: 7/21/2019

Communication System: UID 0, LTE (0); Frequency: 2560 MHz; Duty Cycle: 1:1

Medium parameters used: $f = 2560$ MHz; $\sigma = 1.997$ S/m; $\epsilon_r = 40.391$; $\rho = 1000$ kg/m³

Ambient Temperature: 22.3 °C Liquid Temperature: 21.5 °C

Phantom section: Flat Section

DASY5 Configuration:

Sensor-Surface: 4mm (Mechanical Surface Detection)

Probe: EX3DV4 - SN3677; ConvF(7.33, 7.33, 7.33); Calibrated: 6/19/2019;

Electronics: DAE4 SN1291; Calibrated: 12/4/2018

Phantom: SAM1; Type: SAM; Serial: TP-1534

Measurement SW: DASY52, Version 52.10 (1); SEMCAD X Version 14.6.11 (7439)

Back Side Middle /Area Scan (91x151x1): Interpolated grid: dx=12 mm, dy=12 mm

Maximum value of SAR (interpolated) = 0.861 W/kg

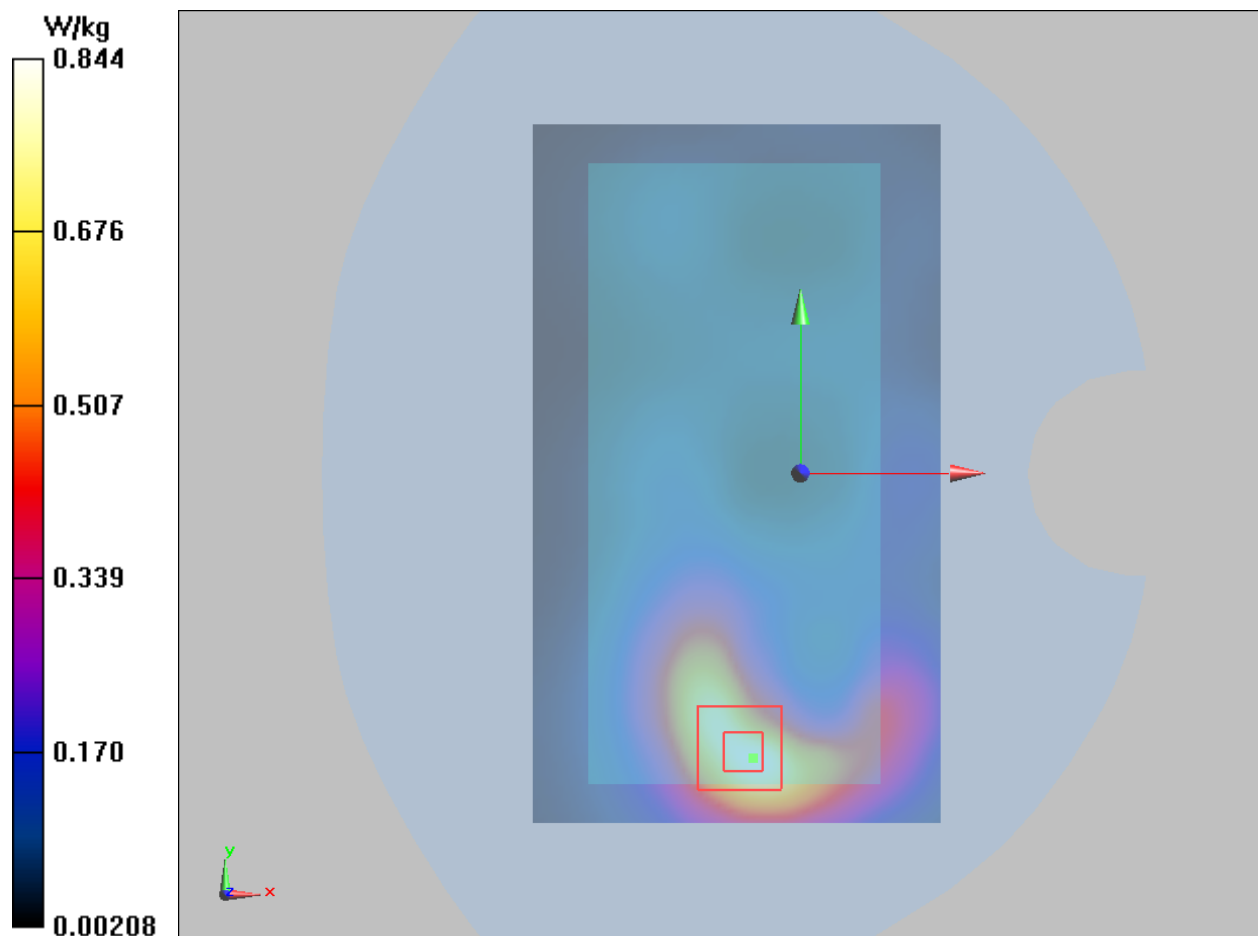
Back Side Middle /Zoom Scan (7x7x7)/Cube 0: Measurement grid: dx=5mm, dy=5mm, dz=5mm

Reference Value = 5.079 V/m; Power Drift = 0.031 dB

Peak SAR (extrapolated) = 1.49 W/kg

SAR(1 g) = 0.766 W/kg; SAR(10 g) = 0.397 W/kg

Maximum value of SAR (measured) = 0.844 W/kg



Plot 75 LTE Band 7 1RB Bottom Edge High (Distance 10mm)

Date: 7/21/2019

Communication System: UID 0, LTE (0); Frequency: 2560 MHz; Duty Cycle: 1:1

Medium parameters used: $f = 2560$ MHz; $\sigma = 1.997$ S/m; $\epsilon_r = 40.391$; $\rho = 1000$ kg/m³

Ambient Temperature: 22.3 °C Liquid Temperature: 21.5 °C

Phantom section: Flat Section

DASY5 Configuration:

Sensor-Surface: 4mm (Mechanical Surface Detection)

Probe: EX3DV4 - SN3677; ConvF(7.33, 7.33, 7.33); Calibrated: 6/19/2019;

Electronics: DAE4 SN1291; Calibrated: 12/4/2018

Phantom: SAM1; Type: SAM; Serial: TP-1534

Measurement SW: DASY52, Version 52.10 (1); SEMCAD X Version 14.6.11 (7439)

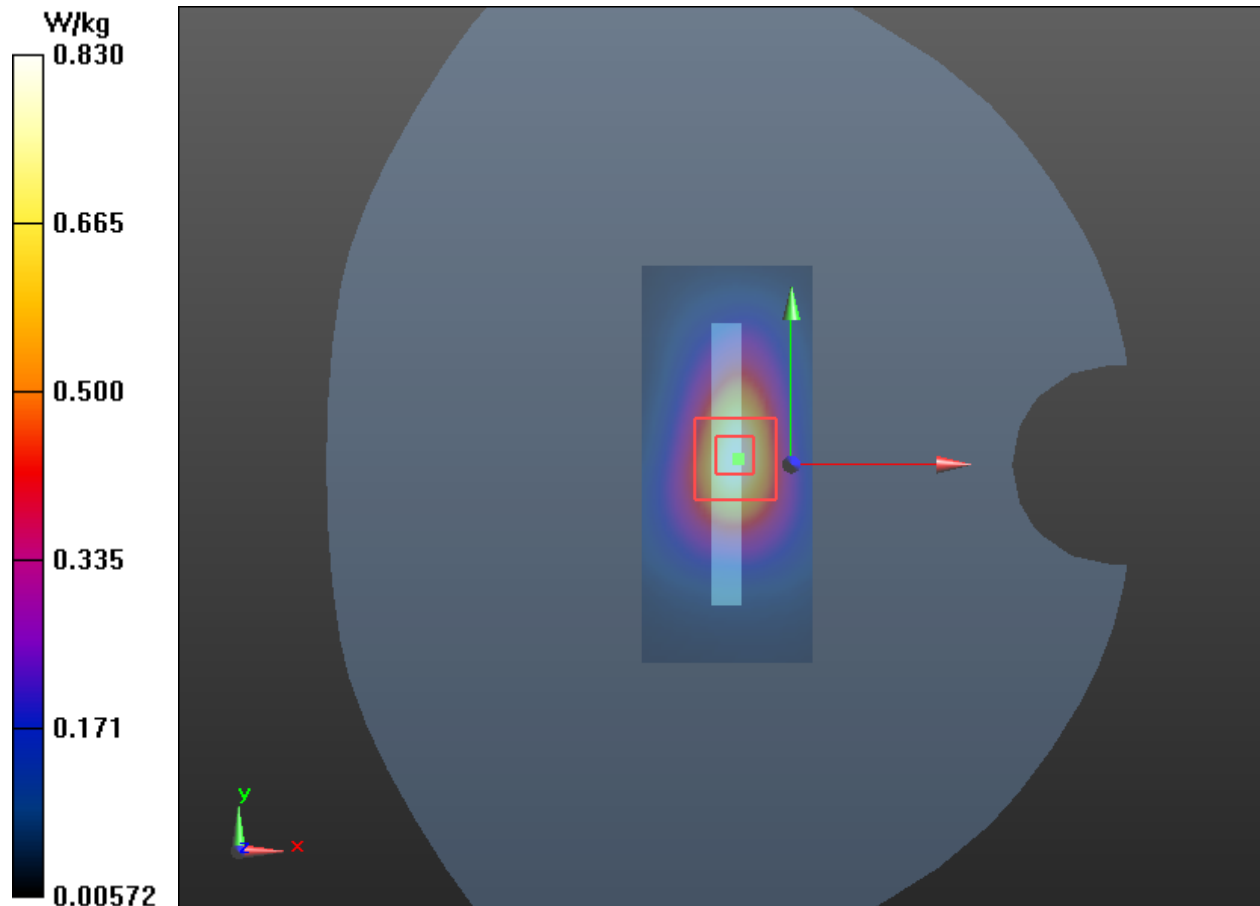
Bottom Edge High/Area Scan (51x91x1): Interpolated grid: dx=10 mm, dy=10 mm Maximum value of SAR (interpolated) = 0.848 W/kg**Bottom Edge High/Zoom Scan (7x7x7)/Cube 0:** Measurement grid: dx=5mm, dy=5mm, dz=5mm

Reference Value = 20.20 V/m; Power Drift = 0.052 dB

Peak SAR (extrapolated) = 1.50 W/kg

SAR(1 g) = 0.727 W/kg; SAR(10 g) = 0.355 W/kg

Maximum value of SAR (measured) = 0.830 W/kg



Plot 76 LTE Band 7 50%RB Bottom Edge High (Distance 0mm)

Date: 7/21/2019

Communication System: UID 0, LTE (0); Frequency: 2560 MHz; Duty Cycle: 1:1

Medium parameters used: $f = 2560$ MHz; $\sigma = 1.997$ S/m; $\epsilon_r = 40.391$; $\rho = 1000$ kg/m³

Ambient Temperature: 22.3 °C Liquid Temperature: 21.5 °C

Phantom section: Flat Section

DASY5 Configuration:

Sensor-Surface: 4mm (Mechanical Surface Detection)

Probe: EX3DV4 - SN3677; ConvF(7.33, 7.33, 7.33); Calibrated: 6/19/2019;

Electronics: DAE4 SN1291; Calibrated: 12/4/2018

Phantom: SAM1; Type: SAM; Serial: TP-1534

Measurement SW: DASY52, Version 52.10 (1); SEMCAD X Version 14.6.11 (7439)

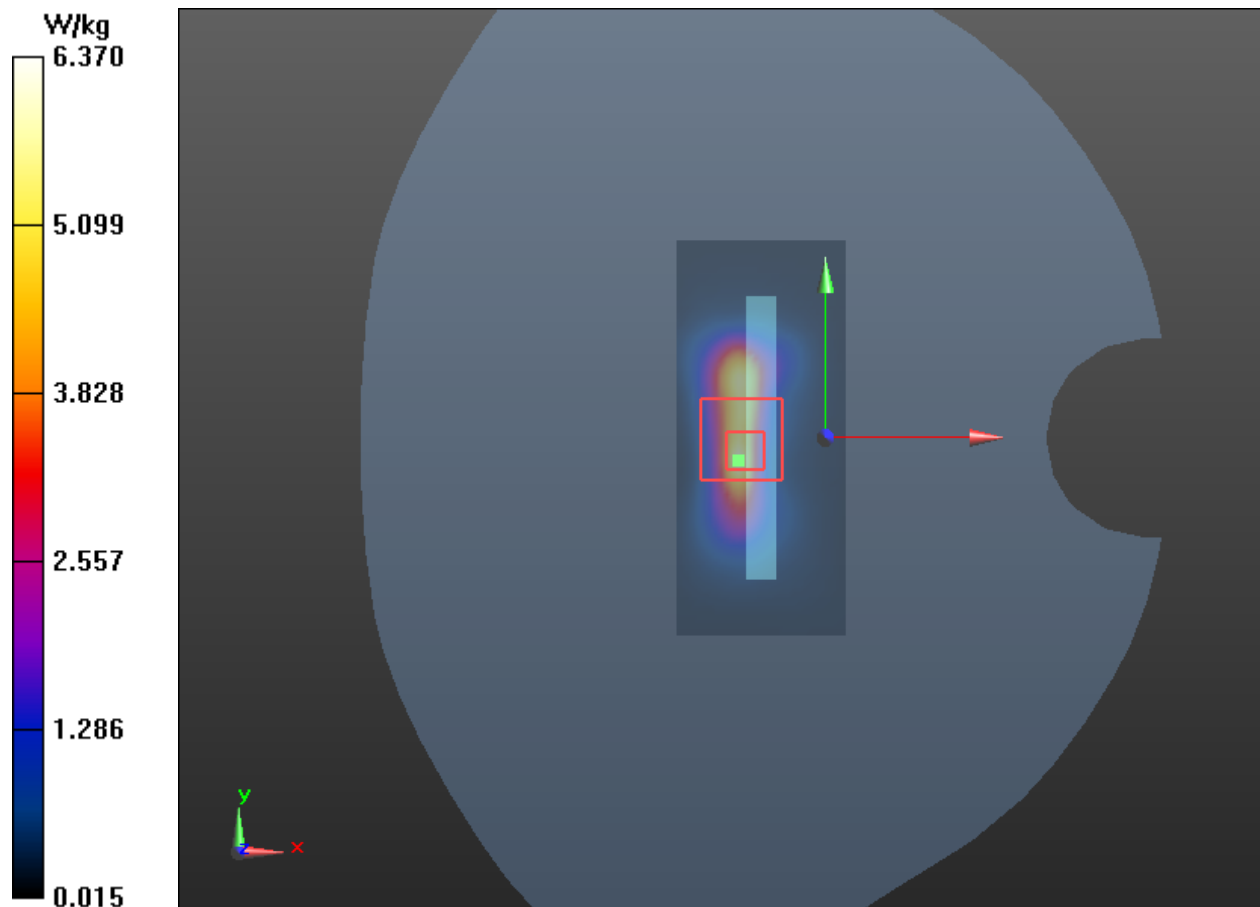
Bottom Edge High/Area Scan (91x151x1): Interpolated grid: dx=12 mm, dy=12 mm Maximum value of SAR (interpolated) = 5.900 W/kg**Bottom Edge High/Zoom Scan (7x7x7)/Cube 0:** Measurement grid: dx=5mm, dy=5mm, dz=5mm

Reference Value = 46.29 V/m; Power Drift = 0.080 dB

Peak SAR (extrapolated) = 19.2 W/kg

SAR(1 g) = 5.210 W/kg; SAR(10 g) = 1.910 W/kg

Maximum value of SAR (measured) = 6.370 W/kg



Plot 77 LTE Band 7 1RB Back Side High (Distance 3mm)

Date: 7/21/2019

Communication System: UID 0, LTE (0); Frequency: 2560 MHz; Duty Cycle: 1:1

Medium parameters used: $f = 2560$ MHz; $\sigma = 1.997$ S/m; $\epsilon_r = 40.391$; $\rho = 1000$ kg/m³

Ambient Temperature: 22.3 °C Liquid Temperature: 21.5 °C

Phantom section: Flat Section

DASY5 Configuration:

Sensor-Surface: 4mm (Mechanical Surface Detection)

Probe: EX3DV4 - SN3677; ConvF(7.33, 7.33, 7.33); Calibrated: 6/19/2019;

Electronics: DAE4 SN1291; Calibrated: 12/4/2018

Phantom: SAM1; Type: SAM; Serial: TP-1534

Measurement SW: DASY52, Version 52.10 (1); SEMCAD X Version 14.6.11 (7439)

Back Side High/Area Scan (91x151x1): Interpolated grid: dx=12 mm, dy=12 mm

Maximum value of SAR (interpolated) = 4.62 W/kg

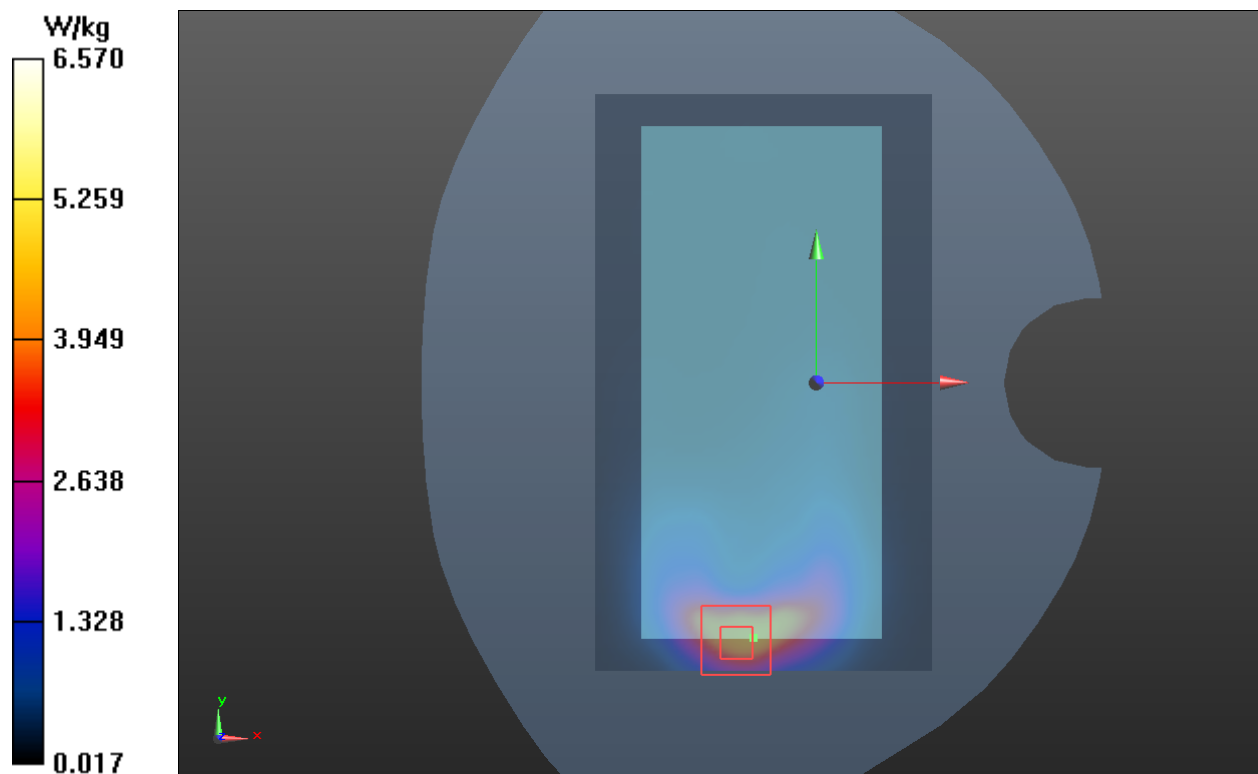
Back Side High/Zoom Scan (7x7x7)/Cube 0: Measurement grid: dx=5mm, dy=5mm, dz=5mm

Reference Value = 8.391 V/m; Power Drift = -0.062 dB

Peak SAR (extrapolated) = 12.6 W/kg

SAR(1 g) = 5.32 W/kg; SAR(10 g) = 2.110 W/kg

Maximum value of SAR (measured) = 6.570 W/kg



Plot 78 LTE Band 12 1RB Right Cheek Middle

Date: 7/20/2019

Communication System: UID 0, LTE (0); Frequency: 707.5 MHz; Duty Cycle: 1:1

Medium parameters used (interpolated): $f = 707.5$ MHz; $\sigma = 0.848$ S/m; $\epsilon_r = 42.763$; $\rho = 1000$ kg/m³

Ambient Temperature: 22.3 °C Liquid Temperature: 21.5 °C

Phantom section: Right Section

DASY5 Configuration:

Sensor-Surface: 4mm (Mechanical Surface Detection)

Probe: EX3DV4 - SN3677; ConvF(9.54, 9.54, 9.54); Calibrated: 6/19/2019;

Electronics: DAE4 SN1291; Calibrated: 12/4/2018

Phantom: SAM1; Type: SAM; Serial: TP-1534

Measurement SW: DASY52, Version 52.10 (1); SEMCAD X Version 14.6.11 (7439)

Right Cheek Middle /Area Scan (71x121x1): Interpolated grid: dx=15 mm, dy=15 mm

Maximum value of SAR (interpolated) = 0.220 W/kg


Right Cheek Middle /Zoom Scan (5x5x7)/Cube 0: Measurement grid: dx=8mm, dy=8mm, dz=5mm

Reference Value = 7.775 V/m; Power Drift = 0.039 dB

Peak SAR (extrapolated) = 0.264 W/kg

SAR(1 g) = 0.208 W/kg; SAR(10 g) = 0.161 W/kg

Maximum value of SAR (measured) = 0.217 W/kg



Plot 79 LTE Band 12 1RB Right Cheek Middle (best acoustic position)

Date: 7/20/2019

Communication System: UID 0, LTE (0); Frequency: 707.5 MHz; Duty Cycle: 1:1

Medium parameters used (interpolated): $f = 707.5$ MHz; $\sigma = 0.848$ S/m; $\epsilon_r = 42.763$; $\rho = 1000$ kg/m³

Ambient Temperature: 22.3 °C Liquid Temperature: 21.5 °C

Phantom section: Right Section

DASY5 Configuration:

Sensor-Surface: 4mm (Mechanical Surface Detection)

Probe: EX3DV4 - SN3677; ConvF(9.54, 9.54, 9.54); Calibrated: 6/19/2019;

Electronics: DAE4 SN1291; Calibrated: 12/4/2018

Phantom: SAM1; Type: SAM; Serial: TP-1534

Measurement SW: DASY52, Version 52.10 (1); SEMCAD X Version 14.6.11 (7439)

Right Cheek Middle /Area Scan (71x121x1): Interpolated grid: dx=15 mm, dy=15 mm

Maximum value of SAR (interpolated) = 0.251 W/kg

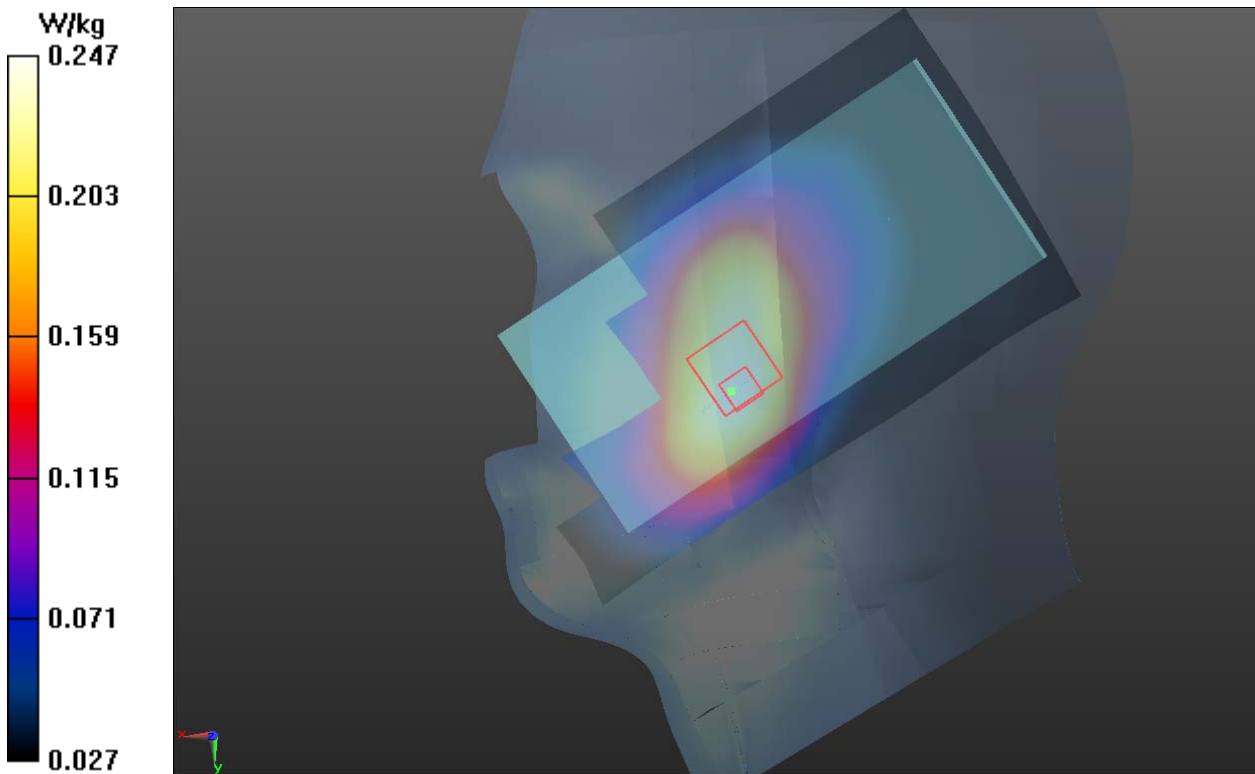
Right Cheek Middle/Zoom Scan (5x5x7)/Cube 0: Measurement grid: dx=8mm, dy=8mm, dz=5mm

Reference Value = 7.647 V/m; Power Drift = 0.090 dB

Peak SAR (extrapolated) = 0.311 W/kg

SAR(1 g) = 0.236 W/kg; SAR(10 g) = 0.176 W/kg

Maximum value of SAR (measured) = 0.247 W/kg



Plot 80 LTE Band 12 1RB Back Side Middle (Distance 10mm)

Date: 7/20/2019

Communication System: UID 0, LTE (0); Frequency: 707.5 MHz; Duty Cycle: 1:1

Medium parameters used (interpolated): $f = 707.5$ MHz; $\sigma = 0.848$ S/m; $\epsilon_r = 42.763$; $\rho = 1000$ kg/m³

Ambient Temperature: 22.3 °C Liquid Temperature: 21.5 °C

Phantom section: Flat Section

DASY5 Configuration:

Sensor-Surface: 4mm (Mechanical Surface Detection)

Probe: EX3DV4 - SN3677; ConvF(9.75, 9.75, 9.75); Calibrated: 6/19/2019;

Electronics: DAE4 SN1291; Calibrated: 12/4/2018

Phantom: SAM1; Type: SAM; Serial: TP-1534

Measurement SW: DASY52, Version 52.10 (1); SEMCAD X Version 14.6.11 (7439)

Back Side Middle/Area Scan (71x121x1): Interpolated grid: dx=15 mm, dy=15 mm

Maximum value of SAR (interpolated) = 0.258 W/kg

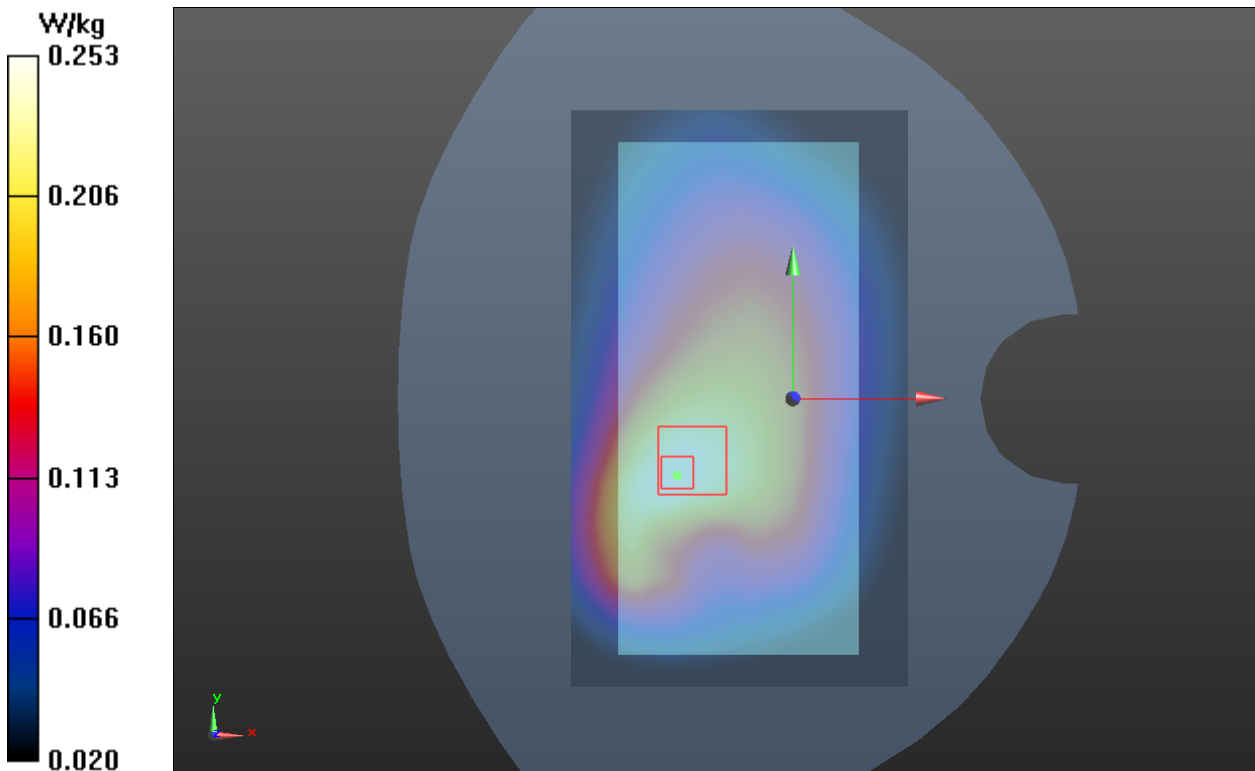
Back Side Middle/Zoom Scan (5x5x7)/Cube 0: Measurement grid: dx=8mm, dy=8mm, dz=5mm

Reference Value = 15.20 V/m; Power Drift = 0.100 dB

Peak SAR (extrapolated) = 0.322 W/kg

SAR(1 g) = 0.239 W/kg; SAR(10 g) = 0.172 W/kg

Maximum value of SAR (measured) = 0.253 W/kg



Plot 81 LTE Band 26 1RB Right Cheek Low

Date: 7/19/2019

Communication System: UID 0, LTE (0); Frequency: 821.5 MHz; Duty Cycle: 1:1

Medium parameters used (interpolated): $f = 821.5$ MHz; $\sigma = 0.912$ S/m; $\epsilon_r = 42.152$; $\rho = 1000$ kg/m³

Ambient Temperature: 22.3 °C Liquid Temperature: 21.5 °C

Phantom section: Right Section

DASY5 Configuration:

Sensor-Surface: 4mm (Mechanical Surface Detection)

Probe: EX3DV4 - SN3677; ConvF(9.20, 9.20, 9.20); Calibrated: 6/19/2019;

Electronics: DAE4 SN1291; Calibrated: 12/4/2018

Phantom: SAM1; Type: SAM; Serial: TP-1534

Measurement SW: DASY52, Version 52.10 (1); SEMCAD X Version 14.6.11 (7439)

Right Cheek Low /Area Scan (71x121x1): Interpolated grid: dx=15 mm, dy=15 mm

Maximum value of SAR (interpolated) = 0.239 W/kg


Right Cheek Low /Zoom Scan (5x5x7)/Cube 0: Measurement grid: dx=8mm, dy=8mm, dz=5mm

Reference Value = 7.542 V/m; Power Drift = 0.024 dB

Peak SAR (extrapolated) = 0.290 W/kg

SAR(1 g) = 0.223 W/kg; SAR(10 g) = 0.167 W/kg

Maximum value of SAR (measured) = 0.234 W/kg



Plot 82 LTE Band 26 1RB Left Cheek Low (best acoustic position)

Date: 7/19/2019

Communication System: UID 0, LTE (0); Frequency: 821.5 MHz; Duty Cycle: 1:1

Medium parameters used (interpolated): $f = 821.5 \text{ MHz}$; $\sigma = 0.912 \text{ S/m}$; $\epsilon_r = 42.152$; $\rho = 1000 \text{ kg/m}^3$

Ambient Temperature: $22.3 \text{ }^\circ\text{C}$ Liquid Temperature: $21.5 \text{ }^\circ\text{C}$

Phantom section: Left Section

DASY5 Configuration:

Sensor-Surface: 4mm (Mechanical Surface Detection)

Probe: EX3DV4 - SN3677; ConvF(9.20, 9.20, 9.20); Calibrated: 6/19/2019;

Electronics: DAE4 SN1291; Calibrated: 12/4/2018

Phantom: SAM1; Type: SAM; Serial: TP-1534

Measurement SW: DASY52, Version 52.10 (1); SEMCAD X Version 14.6.11 (7439)

Left Cheek Low /Area Scan (71x121x1): Interpolated grid: $dx=15 \text{ mm}$, $dy=15 \text{ mm}$

Maximum value of SAR (interpolated) = 0.230 W/kg

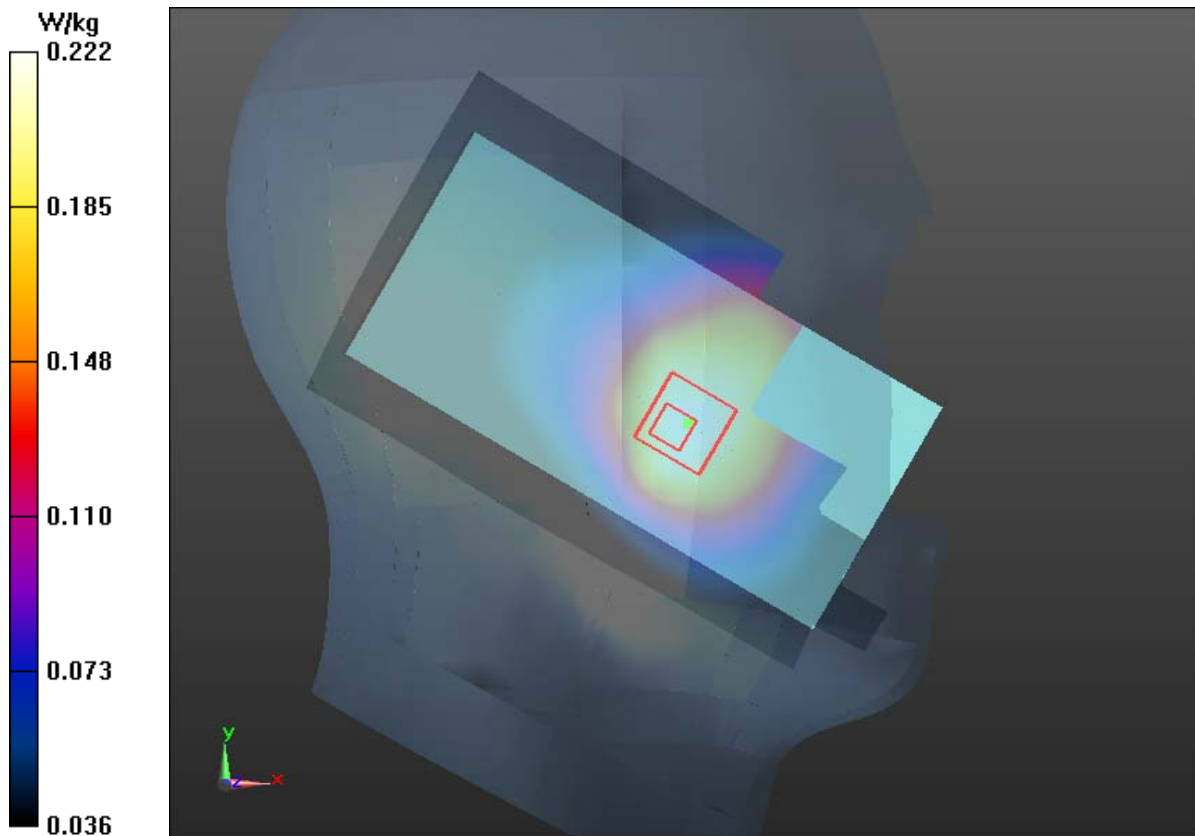
Left Cheek Low /Zoom Scan (5x5x7)/Cube 0: Measurement grid: $dx=8\text{mm}$, $dy=8\text{mm}$, $dz=5\text{mm}$

Reference Value = 6.820 V/m ; Power Drift = 0.025 dB

Peak SAR (extrapolated) = 0.272 W/kg

SAR(1 g) = 0.216 W/kg ; SAR(10 g) = 0.168 W/kg

Maximum value of SAR (measured) = 0.222 W/kg



Plot 83 LTE Band 26 1RB Back Side Low (Distance 10mm)

Date: 7/23/2019

Communication System: UID 0, LTE (0); Frequency: 821.5 MHz; Duty Cycle: 1:1

Medium parameters used (interpolated): $f = 821.5$ MHz; $\sigma = 0.912$ S/m; $\epsilon_r = 42.152$; $\rho = 1000$ kg/m³

Ambient Temperature: 22.3 °C Liquid Temperature: 21.5 °C

Phantom section: Flat Section

DASY5 Configuration:

Sensor-Surface: 4mm (Mechanical Surface Detection)

Probe: EX3DV4 - SN3677; ConvF(9.40, 9.40, 9.40); Calibrated: 6/19/2019;

Electronics: DAE4 SN1291; Calibrated: 12/4/2018

Phantom: SAM1; Type: SAM; Serial: TP-1534

Measurement SW: DASY52, Version 52.10 (1); SEMCAD X Version 14.6.11 (7439)

Back Side Low/Area Scan (71x121x1): Interpolated grid: dx=15 mm, dy=15 mm

Maximum value of SAR (interpolated) = 0.413 W/kg

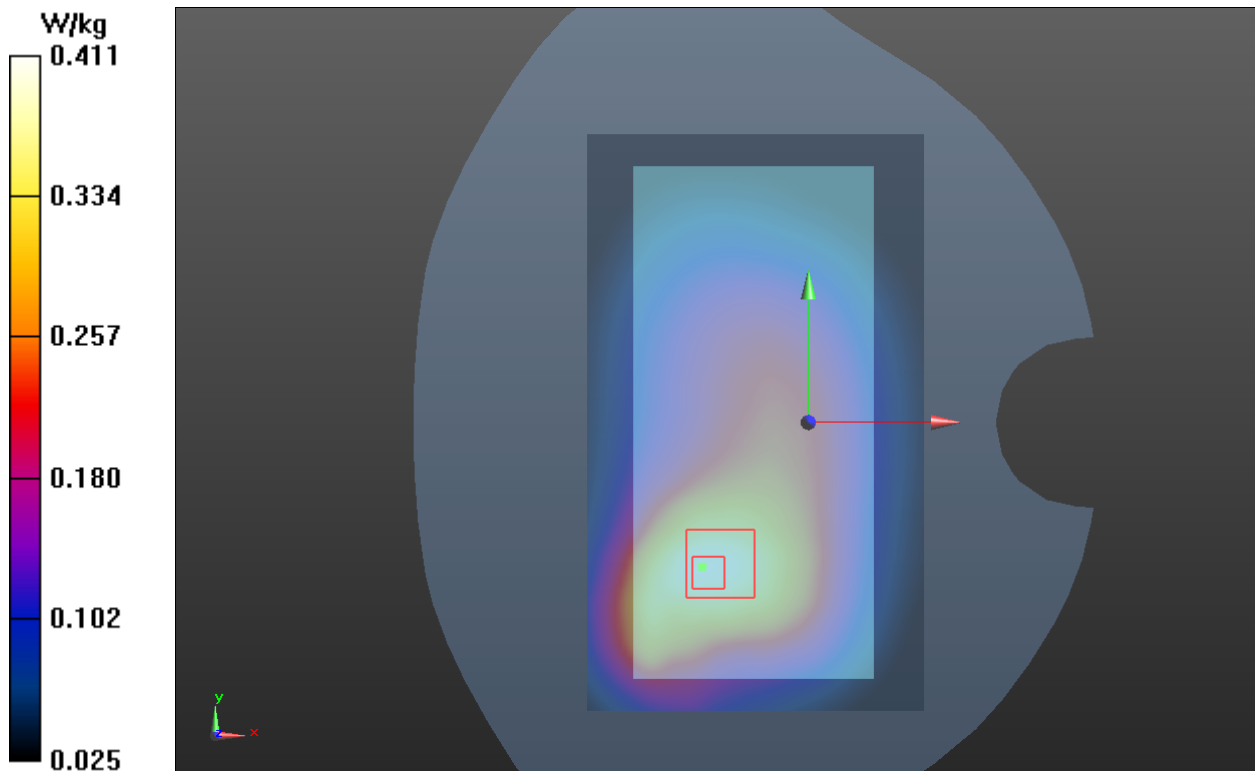
Back Side Low/Zoom Scan (5x5x7)/Cube 0: Measurement grid: dx=8mm, dy=8mm, dz=5mm

Reference Value = 15.80 V/m; Power Drift = -0.100 dB

Peak SAR (extrapolated) = 0.536 W/kg

SAR(1 g) = 0.388 W/kg; SAR(10 g) = 0.271 W/kg

Maximum value of SAR (measured) = 0.411 W/kg



Plot 84 LTE Band 41 1RB Left Cheek Middle

Date: 7/26/2019

Communication System: UID 0, LTE (0); Frequency: 2593 MHz; Duty Cycle: 1:1

Medium parameters used: $f = 2593 \text{ MHz}$; $\sigma = 2.048 \text{ S/m}$; $\epsilon_r = 40.232$; $\rho = 1000 \text{ kg/m}^3$

Ambient Temperature: $22.3 \text{ }^\circ\text{C}$ Liquid Temperature: $21.5 \text{ }^\circ\text{C}$

Phantom section: Left Section

DASY5 Configuration:

Sensor-Surface: 4mm (Mechanical Surface Detection)

Probe: EX3DV4 - SN3677; ConvF(7.20, 7.20, 7.20); Calibrated: 6/19/2019;

Electronics: DAE4 SN1291; Calibrated: 12/4/2018

Phantom: SAM1; Type: SAM; Serial: TP-1534

Measurement SW: DASY52, Version 52.10 (1); SEMCAD X Version 14.6.11 (7439)

Left Cheek Middle/Area Scan (91x151x1): Interpolated grid: $dx=12 \text{ mm}$, $dy=12 \text{ mm}$

Maximum value of SAR (interpolated) = 0.229 W/kg

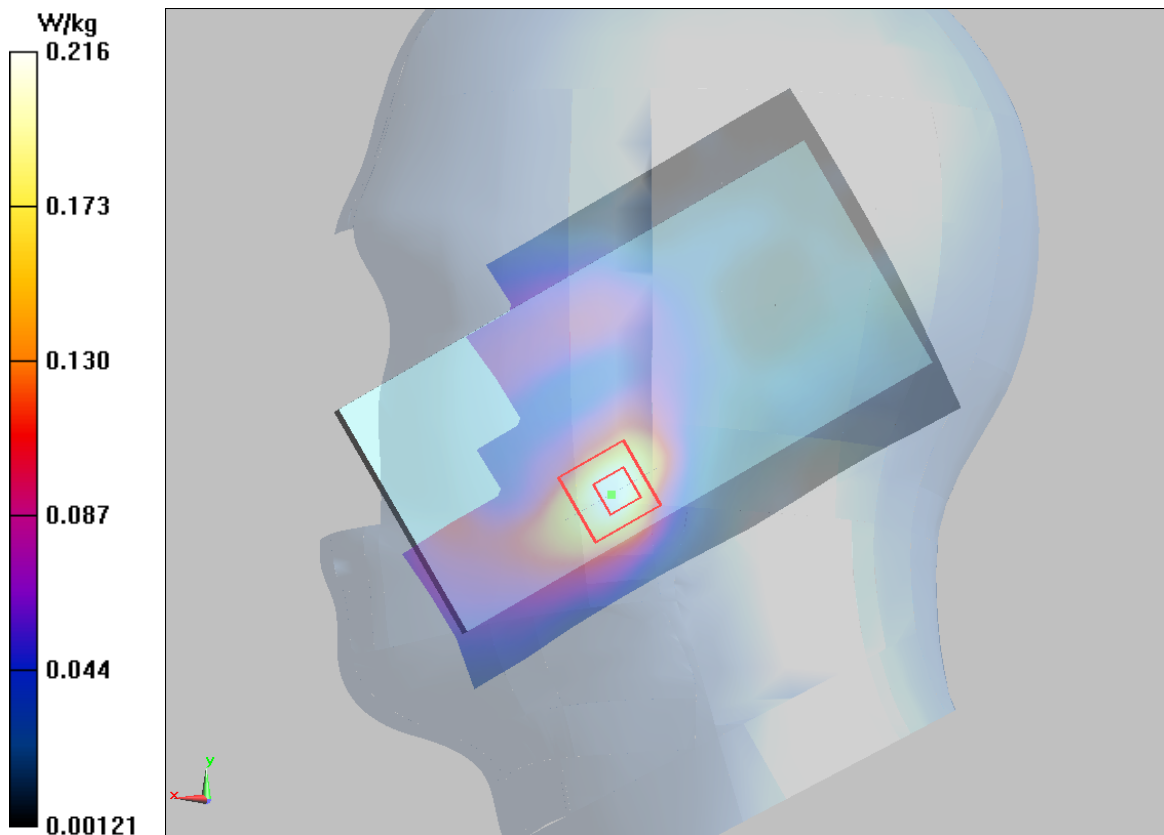
Left Cheek Middle/Zoom Scan (7x7x7)/Cube 0: Measurement grid: $dx=5\text{mm}$, $dy=5\text{mm}$, $dz=5\text{mm}$

Reference Value = 1.069 V/m ; Power Drift = -0.041 dB

Peak SAR (extrapolated) = 0.356 W/kg

SAR(1 g) = 0.198 W/kg ; SAR(10 g) = 0.106 W/kg

Maximum value of SAR (measured) = 0.216 W/kg



Plot 85 LTE Band 41 1RB Left Cheek Middle (best acoustic position)

Date: 7/26/2019

Communication System: UID 0, LTE (0); Frequency: 2593 MHz; Duty Cycle: 1:1

Medium parameters used: $f = 2593$ MHz; $\sigma = 2.048$ S/m; $\epsilon_r = 40.232$; $\rho = 1000$ kg/m³

Ambient Temperature: 22.3 °C Liquid Temperature: 21.5 °C

Phantom section: Left Section

DASY5 Configuration:

Sensor-Surface: 4mm (Mechanical Surface Detection)

Probe: EX3DV4 - SN3677; ConvF(7.20, 7.20, 7.20); Calibrated: 6/19/2019;

Electronics: DAE4 SN1291; Calibrated: 12/4/2018

Phantom: SAM1; Type: SAM; Serial: TP-1534

Measurement SW: DASY52, Version 52.10 (1); SEMCAD X Version 14.6.11 (7439)

Left Cheek Middle/Area Scan (91x151x1): Interpolated grid: dx=12 mm, dy=12 mm

Maximum value of SAR (interpolated) = 0.287 W/kg

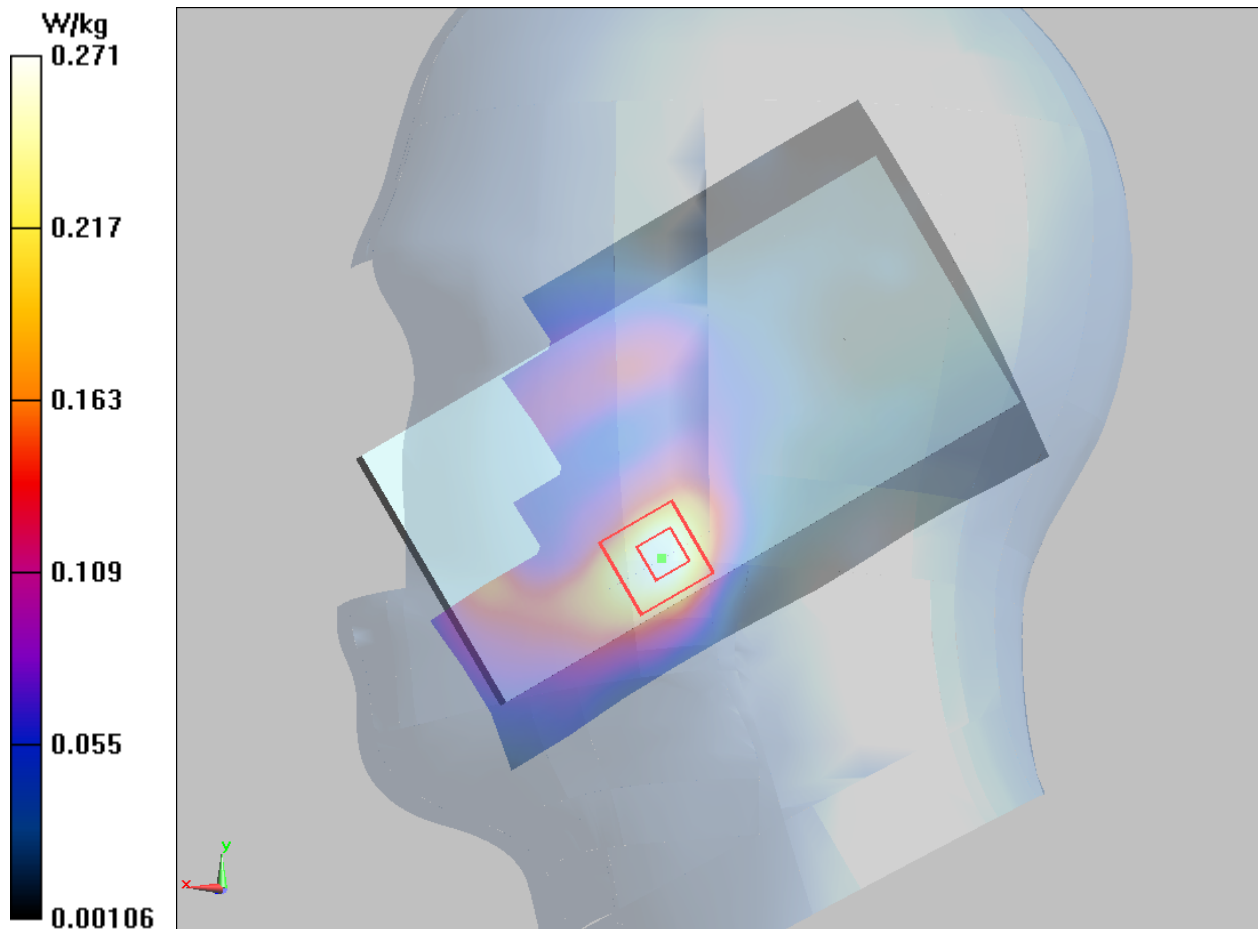
Left Cheek Middle/Zoom Scan (7x7x7)/Cube 0: Measurement grid: dx=5mm, dy=5mm, dz=5mm

Reference Value = 1.604 V/m; Power Drift = 0.051 dB

Peak SAR (extrapolated) = 0.443 W/kg

SAR(1 g) = 0.247 W/kg; SAR(10 g) = 0.134 W/kg

Maximum value of SAR (measured) = 0.271 W/kg



Plot 86 LTE Band 41 1RB Back Side Middle (Distance 15mm)

Date: 7/22/2019

Communication System: UID 0, LTE (0); Frequency: 2593 MHz; Duty Cycle: 1:1

Medium parameters used: $f = 2593$ MHz; $\sigma = 2.048$ S/m; $\epsilon_r = 40.232$; $\rho = 1000$ kg/m³

Ambient Temperature: 22.3 °C Liquid Temperature: 21.5 °C

Phantom section: Flat Section

DASY5 Configuration:

Sensor-Surface: 4mm (Mechanical Surface Detection)

Probe: EX3DV4 - SN3677; ConvF(7.33, 7.33, 7.33); Calibrated: 6/19/2019;

Electronics: DAE4 SN1291; Calibrated: 12/4/2018

Phantom: SAM1; Type: SAM; Serial: TP-1534

Measurement SW: DASY52, Version 52.10 (1); SEMCAD X Version 14.6.11 (7439)

Back Side Middle/Area Scan(91x151x1): Interpolated grid: dx=12 mm, dy=12 mm

Maximum value of SAR (interpolated) = 0.511 W/kg

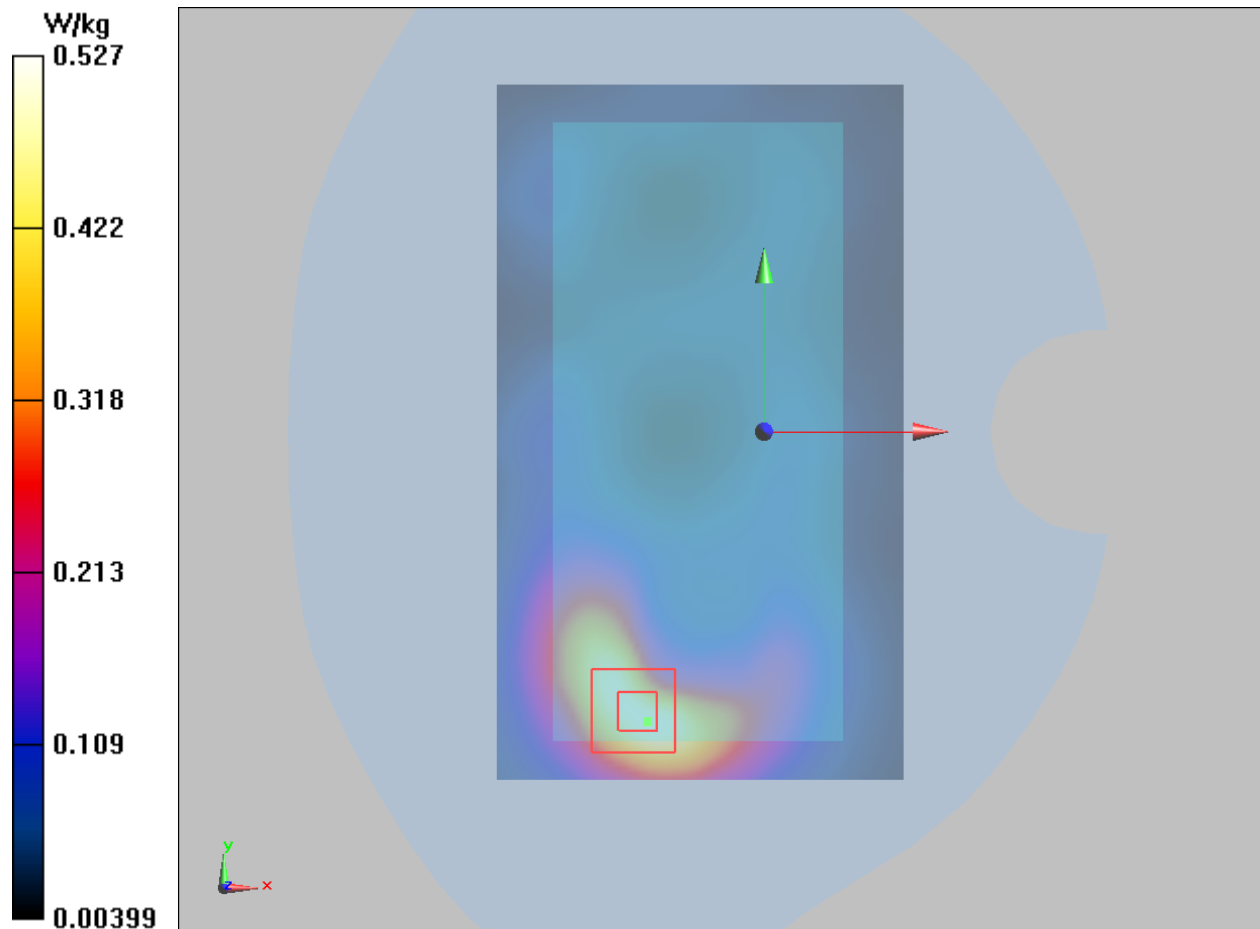
Back Side Middle/Zoom Scan (7x7x7)/Cube 0: Measurement grid: dx=5mm, dy=5mm, dz=5mm

Reference Value = 2.402 V/m; Power Drift = 0.041 dB

Peak SAR (extrapolated) = 0.939 W/kg

SAR(1 g) = 0.482 W/kg; SAR(10 g) = 0.251 W/kg

Maximum value of SAR (measured) = 0.527 W/kg



Plot 87 LTE Band 41 50%RB Bottom Edge Low (Distance 10mm)

Date: 7/22/2019

Communication System: UID 0, LTE (0); Frequency: 2506 MHz; Duty Cycle: 1:1

Medium parameters used: $f = 2506$ MHz; $\sigma = 1.945$ S/m; $\epsilon_r = 40.609$; $\rho = 1000$ kg/m³

Ambient Temperature: 22.3 °C Liquid Temperature: 21.5 °C

Phantom section: Flat Section

DASY5 Configuration:

Sensor-Surface: 4mm (Mechanical Surface Detection)

Probe: EX3DV4 - SN3677; ConvF(7.33, 7.33, 7.33); Calibrated: 6/19/2019;

Electronics: DAE4 SN1291; Calibrated: 12/4/2018

Phantom: SAM1; Type: SAM; Serial: TP-1534

Measurement SW: DASY52, Version 52.10 (1); SEMCAD X Version 14.6.11 (7439)

Bottom Edge Low/Area Scan (51x91x1): Interpolated grid: dx=10 mm, dy=10 mm

Maximum value of SAR (interpolated) = 0.627 W/kg

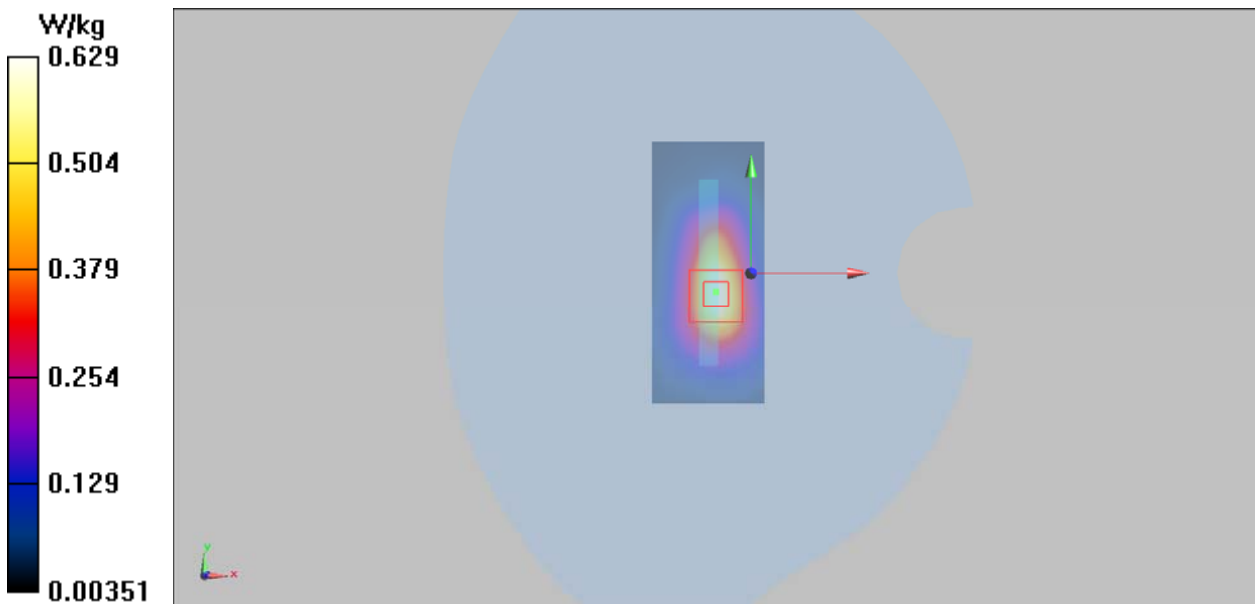
Bottom Edge Low/Zoom Scan(7x7x7)/Cube 0: Measurement grid: dx=5mm, dy=5mm, dz=5mm

Reference Value = 16.51 V/m; Power Drift = -0.032 dB

Peak SAR (extrapolated) = 1.13 W/kg

SAR(1 g) = 0.558 W/kg; SAR(10 g) = 0.273 W/kg

Maximum value of SAR (measured) = 0.629 W/kg



Plot 88 LTE Band 41 1RB Bottom Edge Low (Distance 0mm)

Date: 7/22/2019

Communication System: UID 0, LTE (0); Frequency: 2506 MHz; Duty Cycle: 1:1

Medium parameters used: $f = 2506$ MHz; $\sigma = 1.945$ S/m; $\epsilon_r = 40.609$; $\rho = 1000$ kg/m³

Ambient Temperature: 22.3 °C Liquid Temperature: 21.5 °C

Phantom section: Flat Section

DASY5 Configuration:

Sensor-Surface: 4mm (Mechanical Surface Detection)

Probe: EX3DV4 - SN3677; ConvF(7.33, 7.33, 7.33); Calibrated: 6/19/2019;

Electronics: DAE4 SN1291; Calibrated: 12/4/2018

Phantom: SAM1; Type: SAM; Serial: TP-1534

Measurement SW: DASY52, Version 52.10 (1); SEMCAD X Version 14.6.11 (7439)

Bottom Edge Low/Area Scan (51x91x1): Interpolated grid: dx=10 mm, dy=10 mm

Maximum value of SAR (interpolated) = 7.76 W/kg

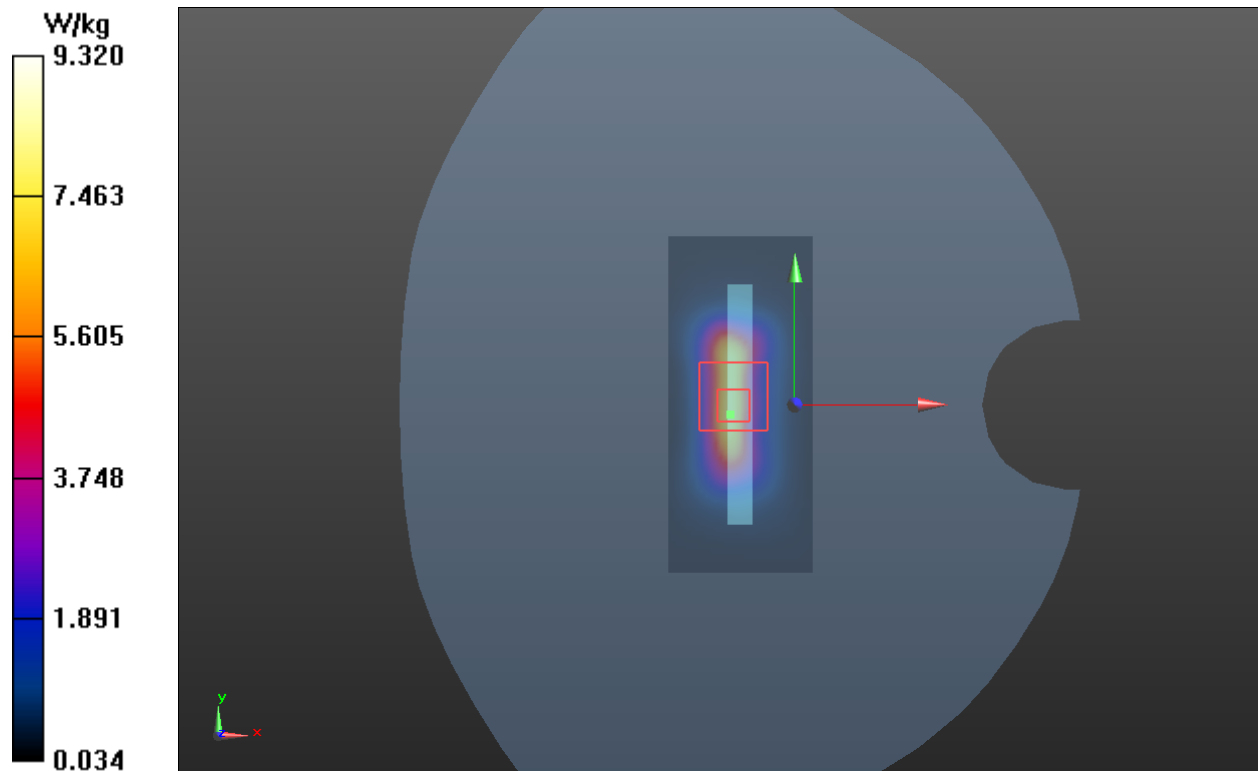
Bottom Edge Low/Zoom Scan (7x7x7)/Cube 0: Measurement grid: dx=5mm, dy=5mm, dz=5mm

Reference Value = 68.51 V/m; Power Drift = -0.070 dB

Peak SAR (extrapolated) = 21.100 W/kg

SAR(1 g) = 7.700 W/kg; SAR(10 g) = 2.470 W/kg

Maximum value of SAR (measured) = 9.320 W/kg



Plot 89 LTE Band 41 1RB Bottom Edge Middle (Distance 8mm)

Date: 7/22/2019

Communication System: UID 0, LTE (0); Frequency: 2593 MHz; Duty Cycle: 1:1

Medium parameters used: $f = 2593$ MHz; $\sigma = 2.048$ S/m; $\epsilon_r = 40.232$; $\rho = 1000$ kg/m³

Ambient Temperature: 22.3 °C Liquid Temperature: 21.5 °C

Phantom section: Flat Section

DASY5 Configuration:

Sensor-Surface: 4mm (Mechanical Surface Detection)

Probe: EX3DV4 - SN3677; ConvF(7.33, 7.33, 7.33); Calibrated: 6/19/2019;

Electronics: DAE4 SN1291; Calibrated: 12/4/2018

Phantom: SAM1; Type: SAM; Serial: TP-1534

Measurement SW: DASY52, Version 52.10 (1); SEMCAD X Version 14.6.11 (7439)

Bottom Edge Middle/Area Scan (51x91x1): Interpolated grid: dx=10 mm, dy=10 mm

Maximum value of SAR (interpolated) = 2.410 W/kg

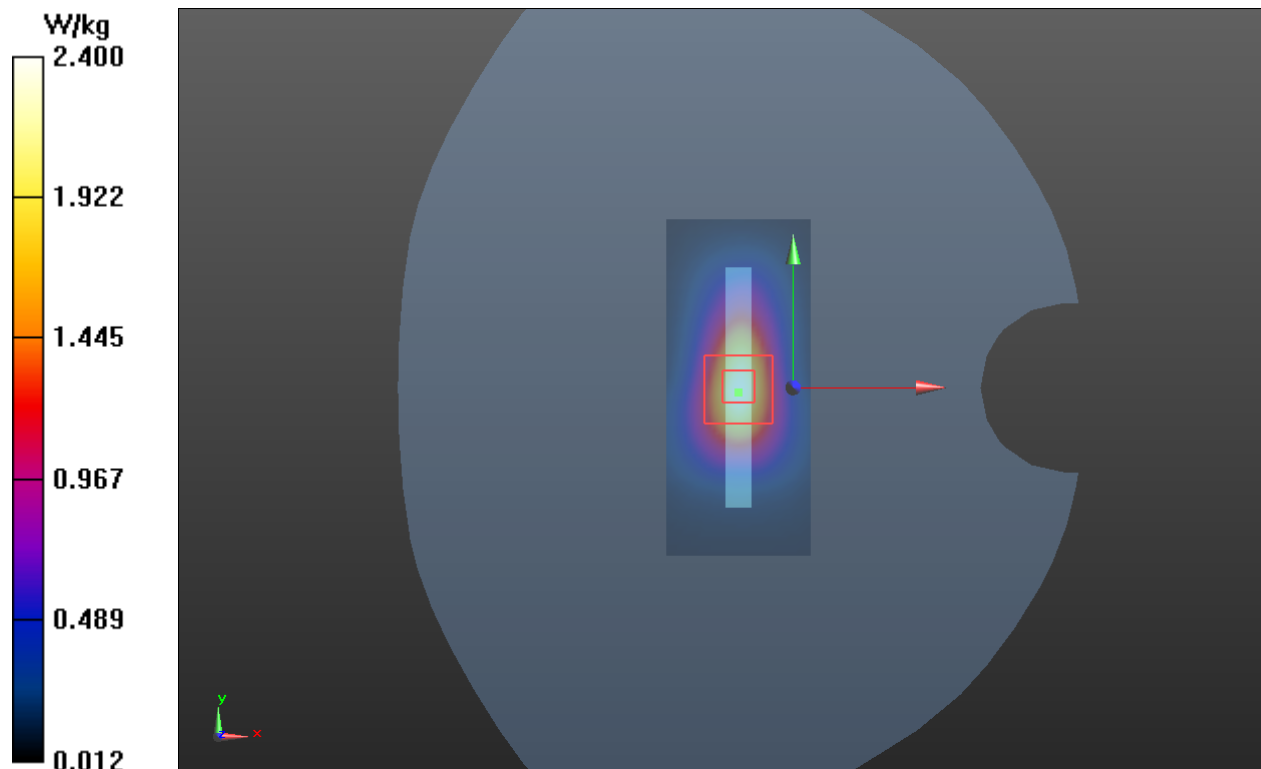
Bottom Edge Middle/Zoom Scan (7x7x7)/Cube 0: Measurement grid: dx=5mm, dy=5mm, dz=5mm

Reference Value = 34.82 V/m; Power Drift = -0.080 dB

Peak SAR (extrapolated) = 4.430 W/kg

SAR(1 g) = 2.120 W/kg; SAR(10 g) = 0.985 W/kg

Maximum value of SAR (measured) = 2.400 W/kg



Second-Antenna**Plot 90 GSM 850 Right Tilt Middle**

Date: 8/5/2019

Communication System: UID 0, GSM 850 (0); Frequency: 836.6 MHz; Duty Cycle: 1:8.30042

Medium parameters used: $f = 837$ MHz; $\sigma = 0.923$ S/m; $\epsilon_r = 42.201$; $\rho = 1000$ kg/m³

Ambient Temperature: 22.3 °C Liquid Temperature: 21.5 °C

Phantom section: Right Section

DASY5 Configuration:

Sensor-Surface: 4mm (Mechanical Surface Detection)

Probe: EX3DV4 - SN3677; ConvF(9.20, 9.20, 9.20); Calibrated: 6/19/2019;

Electronics: DAE4 SN1291; Calibrated: 12/4/2018

Phantom: SAM1; Type: SAM; Serial: TP-1534

Measurement SW: DASY52, Version 52.10 (1); SEMCAD X Version 14.6.11 (7439)

Right Tilt Middle/Area Scan (71x121x1): Interpolated grid: dx=15 mm, dy=15 mm

Maximum value of SAR (interpolated) = 0.398 W/kg

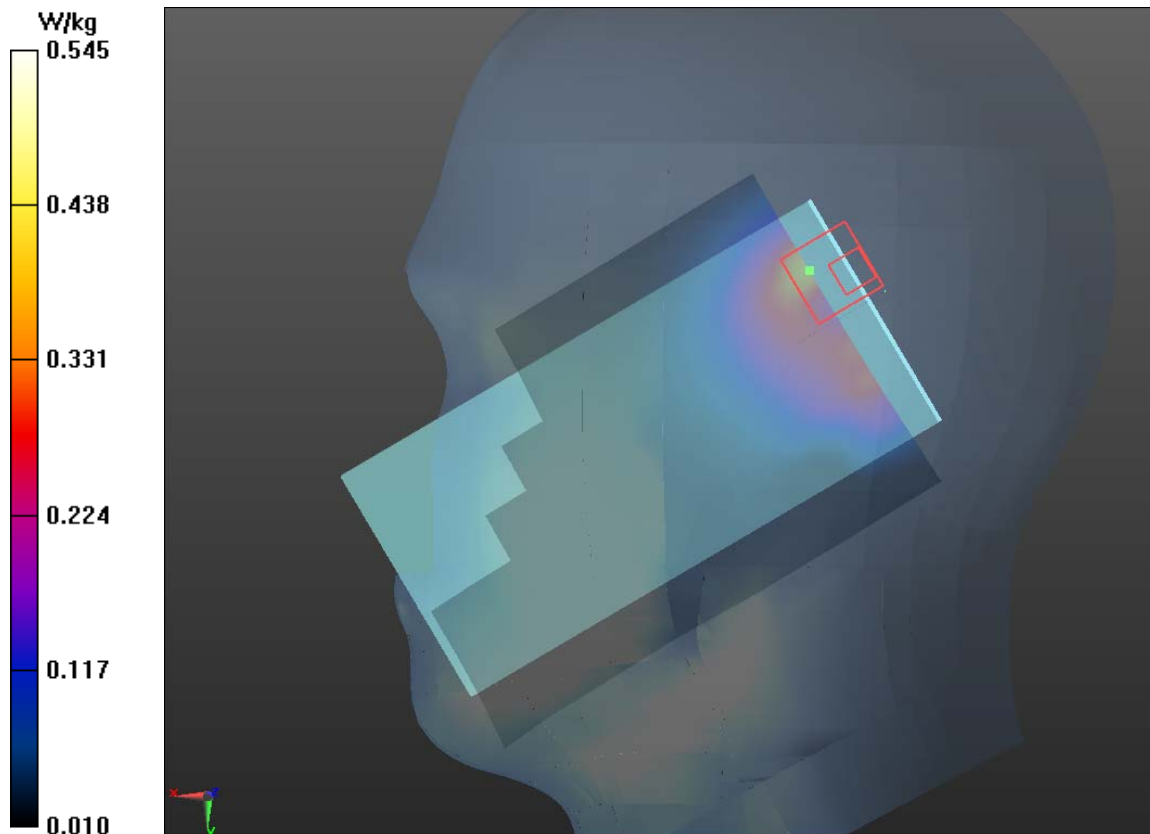
Right Tilt Middle/Zoom Scan (5x5x7)/Cube 0: Measurement grid: dx=8mm, dy=8mm, dz=5mm

Reference Value = 15.39 V/m; Power Drift = 0.05 dB

Peak SAR (extrapolated) = 1.10 W/kg

SAR(1 g) = 0.475 W/kg; SAR(10 g) = 0.234 W/kg

Maximum value of SAR (measured) = 0.545 W/kg



Plot 91 GSM 850 Right Tilt Middle (best acoustic position)

Date: 8/5/2019

Communication System: UID 0, GSM 850 (0); Frequency: 836.6 MHz; Duty Cycle: 1:8.30042

Medium parameters used: $f = 837$ MHz; $\sigma = 0.923$ S/m; $\epsilon_r = 42.201$; $\rho = 1000$ kg/m³

Ambient Temperature: 22.3 °C Liquid Temperature: 21.5 °C

Phantom section: Right Section

DASY5 Configuration:

Sensor-Surface: 4mm (Mechanical Surface Detection)

Probe: EX3DV4 - SN3677; ConvF(9.20, 9.20, 9.20); Calibrated: 6/19/2019;

Electronics: DAE4 SN1291; Calibrated: 12/4/2018

Phantom: SAM1; Type: SAM; Serial: TP-1534

Measurement SW: DASY52, Version 52.10 (1); SEMCAD X Version 14.6.11 (7439)

Right Tilt Middle/Area Scan (71x131x1): Interpolated grid: dx=15 mm, dy=15 mm

Maximum value of SAR (interpolated) = 0.450 W/kg


Right Tilt Middle/Zoom Scan (5x5x7)/Cube 0: Measurement grid: dx=8mm, dy=8mm, dz=5mm

Reference Value = 15.17 V/m; Power Drift = -0.10 dB

Peak SAR (extrapolated) = 1.11 W/kg

SAR(1 g) = 0.481 W/kg; SAR(10 g) = 0.246 W/kg

Maximum value of SAR (measured) = 0.543 W/kg



Plot 92 GSM 850 Front Side Middle (Distance 15mm)

Date: 7/31/2019

Communication System: UID 0, GSM 850 (0); Frequency: 836.6 MHz; Duty Cycle: 1:8.30042

Medium parameters used: $f = 837 \text{ MHz}$; $\sigma = 0.923 \text{ S/m}$; $\epsilon_r = 42.201$; $\rho = 1000 \text{ kg/m}^3$

Ambient Temperature: $22.3 \text{ }^\circ\text{C}$ Liquid Temperature: $21.5 \text{ }^\circ\text{C}$

Phantom section: Flat Section

DASY5 Configuration:

Sensor-Surface: 4mm (Mechanical Surface Detection)

Probe: EX3DV4 - SN3677; ConvF(9.40, 9.40, 9.40); Calibrated: 6/19/2019;

Electronics: DAE4 SN1291; Calibrated: 12/4/2018

Phantom: SAM1; Type: SAM; Serial: TP-1534

Measurement SW: DASY52, Version 52.10 (1); SEMCAD X Version 14.6.11 (7439)

Front Side Middle/Area Scan (71x121x1): Interpolated grid: $dx=15 \text{ mm}$, $dy=15 \text{ mm}$

Maximum value of SAR (interpolated) = 0.336 W/kg

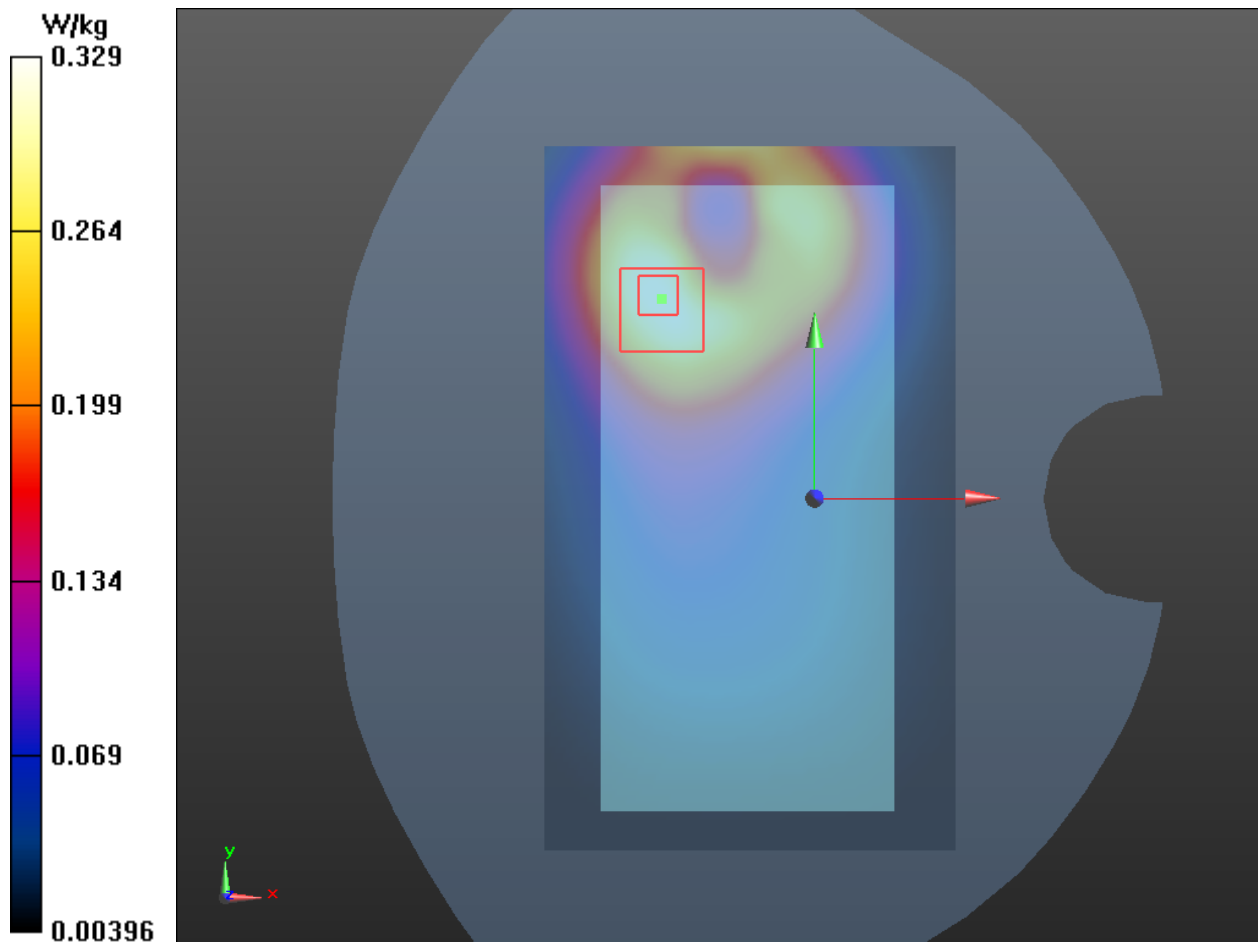
Front Side Middle/Zoom Scan (5x5x7)/Cube 0: Measurement grid: $dx=8\text{mm}$, $dy=8\text{mm}$, $dz=5\text{mm}$

Reference Value = 9.428 V/m ; Power Drift = -0.06 dB

Peak SAR (extrapolated) = 0.450 W/kg

SAR(1 g) = 0.303 W/kg ; SAR(10 g) = 0.197 W/kg

Maximum value of SAR (measured) = 0.329 W/kg



Plot 93 GSM 850 GPRS (2Txslots) Front Side Middle (Distance 10mm)

Date: 7/31/2019

Communication System: UID 0, GPRS 2TX (0); Frequency: 836.6 MHz; Duty Cycle: 1:4.14954

Medium parameters used: $f = 837 \text{ MHz}$; $\sigma = 0.923 \text{ S/m}$; $\epsilon_r = 42.201$; $\rho = 1000 \text{ kg/m}^3$

Ambient Temperature: $22.3 \text{ }^\circ\text{C}$ Liquid Temperature: $21.5 \text{ }^\circ\text{C}$

Phantom section: Flat Section

DASY5 Configuration:

Sensor-Surface: 4mm (Mechanical Surface Detection)

Probe: EX3DV4 - SN3677; ConvF(9.40, 9.40, 9.40); Calibrated: 6/19/2019;

Electronics: DAE4 SN1291; Calibrated: 12/4/2018

Phantom: SAM1; Type: SAM; Serial: TP-1534

Measurement SW: DASY52, Version 52.10 (1); SEMCAD X Version 14.6.11 (7439)

Front Side Middle/Area Scan (71x121x1): Interpolated grid: $dx=15 \text{ mm}$, $dy=15 \text{ mm}$

Maximum value of SAR (interpolated) = 0.275 W/kg

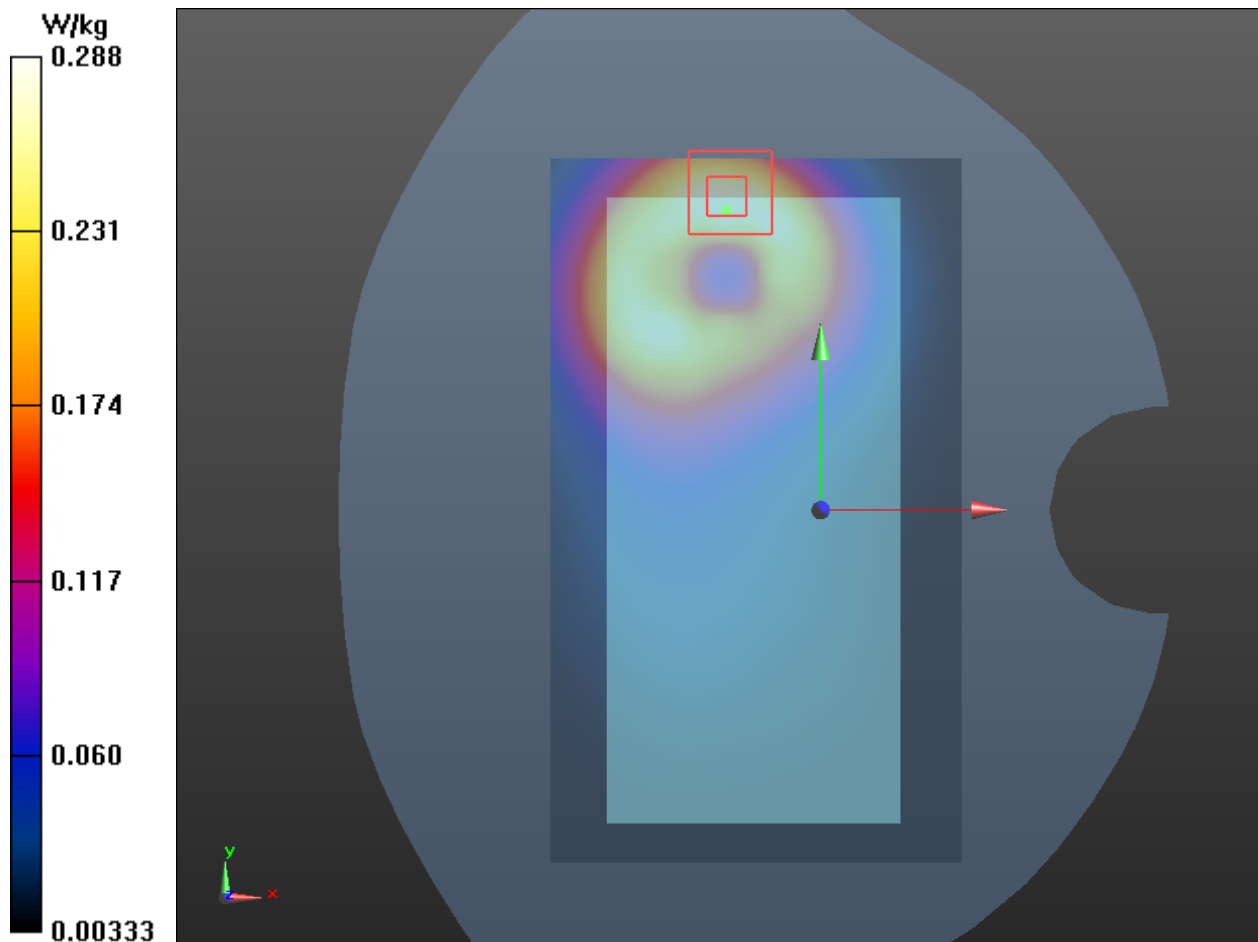
Front Side Middle/Zoom Scan (5x5x7)/Cube 0: Measurement grid: $dx=8\text{mm}$, $dy=8\text{mm}$, $dz=5\text{mm}$

Reference Value = 6.643 V/m ; Power Drift = 0.022 dB

Peak SAR (extrapolated) = 0.487 W/kg

SAR(1 g) = 0.269 W/kg ; SAR(10 g) = 0.149 W/kg

Maximum value of SAR (measured) = 0.288 W/kg



Plot 94 GSM 1900 Right Tilt Middle

Date: 8/6/2019

Communication System: UID 0, GSM 1900 (0); Frequency: 1880 MHz; Duty Cycle: 1:8.30042

Medium parameters used: $f = 1880$ MHz; $\sigma = 1.42$ S/m; $\epsilon_r = 38.948$; $\rho = 1000$ kg/m³

Ambient Temperature: 22.3 °C Liquid Temperature: 21.5 °C

Phantom section: Right Section

DASY5 Configuration:

Sensor-Surface: 4mm (Mechanical Surface Detection)

Probe: EX3DV4 - SN3677; ConvF(7.79, 7.79, 7.79); Calibrated: 6/19/2019;

Electronics: DAE4 SN1291; Calibrated: 12/4/2018

Phantom: SAM1; Type: SAM; Serial: TP-1534

Measurement SW: DASY52, Version 52.10 (1); SEMCAD X Version 14.6.11 (7439)

Right Tilt Middle/Area Scan (71x121x1): Interpolated grid: dx=15mm, dy=15mm

Maximum value of SAR (interpolated) = 0.610 W/kg


Right Tilt Middle/Zoom Scan (5x5x7)/Cube 0: Measurement grid: dx=8mm, dy=8mm, dz=5mm

Reference Value = 6.566 V/m; Power Drift = 0.023 dB

Peak SAR (extrapolated) = 1.33 W/kg

SAR(1 g) = 0.583 W/kg; SAR(10 g) = 0.275 W/kg

Maximum value of SAR (measured) = 0.716 W/kg



Plot 95 GSM 1900 Right Tilt Middle (best acoustic position)

Date: 8/6/2019

Communication System: UID 0, GSM 1900 (0); Frequency: 1880 MHz; Duty Cycle: 1:8.30042

Medium parameters used: $f = 1880$ MHz; $\sigma = 1.42$ S/m; $\epsilon_r = 38.948$; $\rho = 1000$ kg/m³

Ambient Temperature: 22.3 °C Liquid Temperature: 21.5 °C

Phantom section: Right Section

DASY5 Configuration:

Sensor-Surface: 4mm (Mechanical Surface Detection)

Probe: EX3DV4 - SN3677; ConvF(7.79, 7.79, 7.79); Calibrated: 6/19/2019;

Electronics: DAE4 SN1291; Calibrated: 12/4/2018

Phantom: SAM1; Type: SAM; Serial: TP-1534

Measurement SW: DASY52, Version 52.10 (1); SEMCAD X Version 14.6.11 (7439)

Right Tilt Middle/Area Scan (71x121x1): Interpolated grid: dx=15mm, dy=15mm

Maximum value of SAR (interpolated) = 0.658 W/kg


Right Tilt Middle/Zoom Scan (5x5x7)/Cube 0: Measurement grid: dx=8mm, dy=8mm, dz=5mm

Reference Value = 6.831 V/m; Power Drift = 0.01 dB

Peak SAR (extrapolated) = 1.53 W/kg

SAR(1 g) = 0.600 W/kg; SAR(10 g) = 0.285 W/kg

Maximum value of SAR (measured) = 0.762 W/kg



Plot 96 GSM 1900 Back Side Middle (Distance 15mm)

Date: 7/28/2019

Communication System: UID 0, GSM 1900 (0); Frequency: 1880 MHz; Duty Cycle: 1:8.30042

Medium parameters used: $f = 1880$ MHz; $\sigma = 1.42$ S/m; $\epsilon_r = 38.948$; $\rho = 1000$ kg/m³

Ambient Temperature: 22.3 °C Liquid Temperature: 21.5 °C

Phantom section: Flat Section

DASY5 Configuration:

Sensor-Surface: 4mm (Mechanical Surface Detection)

Probe: EX3DV4 - SN3677; ConvF(7.62, 7.62, 7.62); Calibrated: 6/19/2019;

Electronics: DAE4 SN1291; Calibrated: 12/4/2018

Phantom: SAM1; Type: SAM; Serial: TP-1534

Measurement SW: DASY52, Version 52.10 (1); SEMCAD X Version 14.6.11 (7439)

Back Side Middle/Area Scan (71x121x1): Interpolated grid: dx=15mm, dy=15mm

Maximum value of SAR (interpolated) = 0.139 W/kg

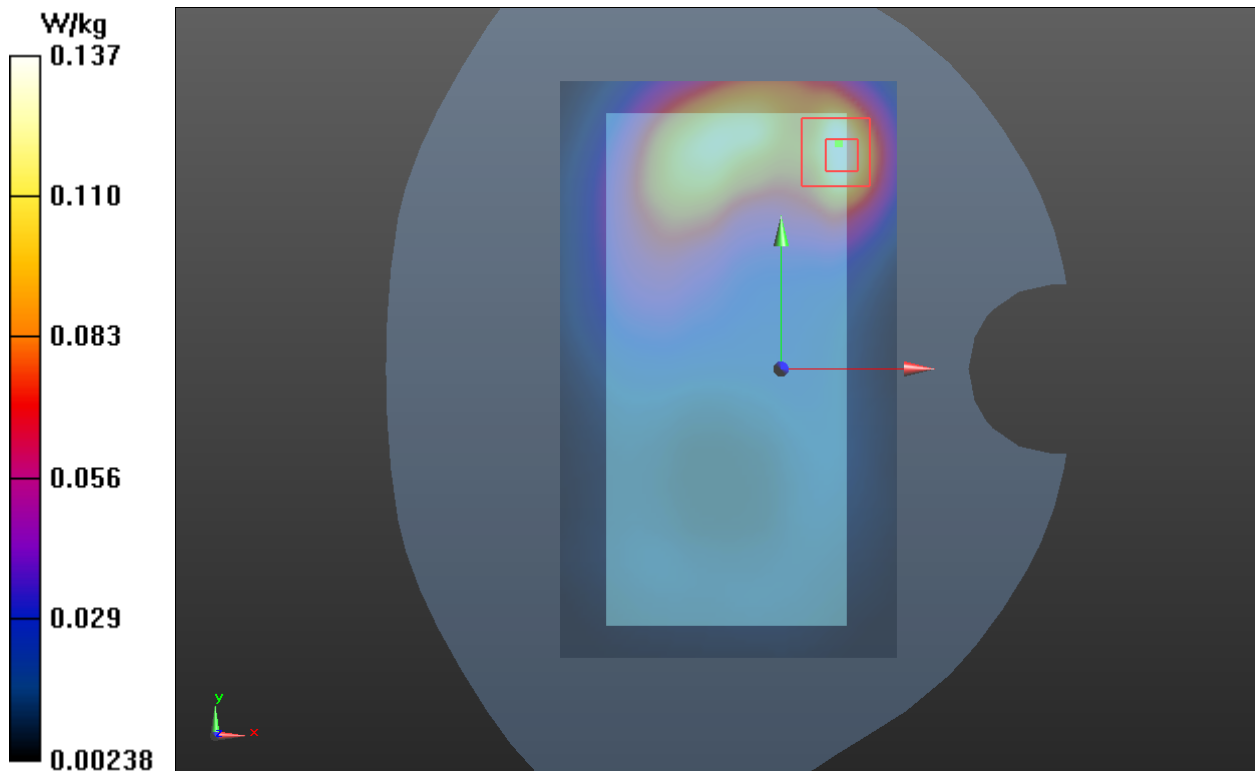
Back Side Middle/Zoom Scan (5x5x7)/Cube 0: Measurement grid: dx=8mm, dy=8mm, dz=5mm

Reference Value = 3.868 V/m; Power Drift = 0.034 dB

Peak SAR (extrapolated) = 0.224 W/kg

SAR(1 g) = 0.124 W/kg; SAR(10 g) = 0.067 W/kg

Maximum value of SAR (measured) = 0.137 W/kg



Plot 97 GSM 1900 GPRS (2Txslots) Top Edge Middle (Distance 10mm)

Date: 7/28/2019

Communication System: UID 0, GSM 1900 (0); Frequency: 1880 MHz; Duty Cycle: 1:8.30042

Medium parameters used: $f = 1880$ MHz; $\sigma = 1.42$ S/m; $\epsilon_r = 38.948$; $\rho = 1000$ kg/m³

Ambient Temperature: 22.3 °C Liquid Temperature: 21.5 °C

Phantom section: Flat Section

DASY5 Configuration:

Sensor-Surface: 4mm (Mechanical Surface Detection)

Probe: EX3DV4 - SN3677; ConvF(7.62, 7.62, 7.62); Calibrated: 6/19/2019;

Electronics: DAE4 SN1291; Calibrated: 12/4/2018

Phantom: SAM1; Type: SAM; Serial: TP-1534

Measurement SW: DASY52, Version 52.10 (1); SEMCAD X Version 14.6.11 (7439)

Top Edge Middle/Area Scan (51x91x1): Interpolated grid: dx=10 mm, dy=10 mm

Maximum value of SAR (interpolated) = 0.269 W/kg

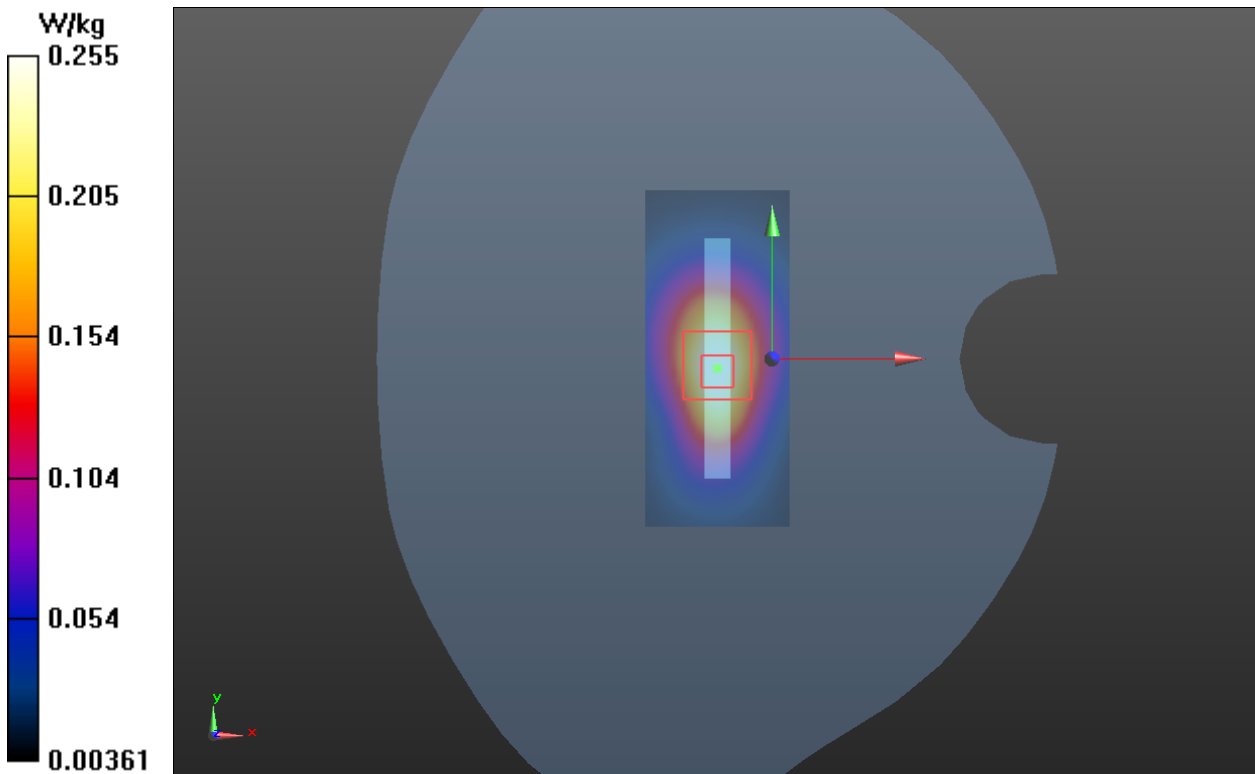
Top Edge Middle/Zoom Scan(7x7x7)/Cube 0: Measurement grid: dx=5mm, dy=5mm, dz=5mm

Reference Value = 13.41 V/m; Power Drift = 0.01 dB

Peak SAR (extrapolated) = 0.385 W/kg

SAR(1 g) = 0.231 W/kg; SAR(10 g) = 0.132 W/kg

Maximum value of SAR (measured) = 0.255 W/kg



Plot 98 UMTS Band II Right Tilt Middle

Date: 8/6/2019

Communication System: UID 0, WCDMA II (0); Frequency: 1880 MHz; Duty Cycle: 1:1

Medium parameters used: $f = 1880$ MHz; $\sigma = 1.42$ S/m; $\epsilon_r = 38.948$; $\rho = 1000$ kg/m³

Ambient Temperature: 22.3 °C Liquid Temperature: 21.5 °C

Phantom section: Right Section

DASY5 Configuration:

Sensor-Surface: 4mm (Mechanical Surface Detection)

Probe: EX3DV4 - SN3677; ConvF(7.79, 7.79, 7.79); Calibrated: 6/19/2019;

Electronics: DAE4 SN1291; Calibrated: 12/4/2018

Phantom: SAM1; Type: SAM; Serial: TP-1534

Measurement SW: DASY52, Version 52.10 (1); SEMCAD X Version 14.6.11 (7439)

Right Tilt Middle/Area Scan (71x131x1): Interpolated grid: dx=15mm, dy=15mm

Maximum value of SAR (interpolated) = 0.546 W/kg


Right Tilt Middle/Zoom Scan (5x5x7)/Cube 0: Measurement grid: dx=8mm, dy=8mm, dz=5mm

Reference Value = 7.621 V/m; Power Drift = 0.08 dB

Peak SAR (extrapolated) = 0.975 W/kg

SAR(1 g) = 0.412 W/kg; SAR(10 g) = 0.195 W/kg

Maximum value of SAR (measured) = 0.504 W/kg



Plot 99 UMTS Band II Right Tilt High (best acoustic position)

Date: 8/6/2019

Communication System: UID 0, WCDMA II (0); Frequency: 1880 MHz; Duty Cycle: 1:1

Medium parameters used: $f = 1880$ MHz; $\sigma = 1.42$ S/m; $\epsilon_r = 38.948$; $\rho = 1000$ kg/m³

Ambient Temperature: 22.3 °C Liquid Temperature: 21.5 °C

Phantom section: Right Section

DASY5 Configuration:

Sensor-Surface: 4mm (Mechanical Surface Detection)

Probe: EX3DV4 - SN3677; ConvF(7.79, 7.79, 7.79); Calibrated: 6/19/2019;

Electronics: DAE4 SN1291; Calibrated: 12/4/2018

Phantom: SAM1; Type: SAM; Serial: TP-1534

Measurement SW: DASY52, Version 52.10 (1); SEMCAD X Version 14.6.11 (7439)

Right Tilt High/Area Scan (71x131x1): Interpolated grid: dx=15mm, dy=15mm

Maximum value of SAR (interpolated) = 0.651 W/kg


Right Tilt High/Zoom Scan (5x5x7)/Cube 0: Measurement grid: dx=8mm, dy=8mm, dz=5mm

Reference Value = 6.384 V/m; Power Drift = 0.027 dB

Peak SAR (extrapolated) = 1.18 W/kg

SAR(1 g) = 0.503 W/kg; SAR(10 g) = 0.240 W/kg

Maximum value of SAR (measured) = 0.595 W/kg



Plot 100 UMTS Band II Back Side Middle (Distance 15mm)

Date: 7/28/2019

Communication System: UID 0, WCDMA II (0); Frequency: 1880 MHz; Duty Cycle: 1:1

Medium parameters used: $f = 1880$ MHz; $\sigma = 1.42$ S/m; $\epsilon_r = 38.948$; $\rho = 1000$ kg/m³

Ambient Temperature: 22.3 °C Liquid Temperature: 21.5 °C

Phantom section: Flat Section

DASY5 Configuration:

Sensor-Surface: 4mm (Mechanical Surface Detection)

Probe: EX3DV4 - SN3677; ConvF(7.79, 7.79, 7.79); Calibrated: 6/19/2019;

Electronics: DAE4 SN1291; Calibrated: 12/4/2018

Phantom: SAM1; Type: SAM; Serial: TP-1534

Measurement SW: DASY52, Version 52.10 (1); SEMCAD X Version 14.6.11 (7439)

Back Side Middle/Area Scan (71x141x1): Interpolated grid: dx=15mm, dy=15mm

Maximum value of SAR (interpolated) = 0.377 W/kg

Back Side Middle/Zoom Scan (5x5x7)/Cube 0: Measurement grid: dx=8mm, dy=8mm, dz=5mm

Reference Value = 5.439 V/m; Power Drift = 0.10 dB

Peak SAR (extrapolated) = 0.645 W/kg

SAR(1 g) = 0.352 W/kg; SAR(10 g) = 0.185 W/kg

Maximum value of SAR (measured) = 0.389 W/kg

