# R1904H0077-S1 ANNEX J: SAR Test Setup



Picture 1: Left Hand Touch Cheek Position



Picture 2: Left Hand Tilt 15 Degree Position


*This report shall not be reproduced except in full, without the written approval of TA Technology (Shanghai) Co., Ltd.*



Picture 3: Right Hand Touch Cheek Position



Picture 4: Right Hand Tilt 15 Degree Position


*This report shall not be reproduced except in full, without the written approval of TA Technology (Shanghai) Co., Ltd.*




Picture 5: Back Side, the distance from handset to the bottom of the Phantom is 15mm




Picture 6: Front Side, the distance from handset to the bottom of the Phantom is 15mm


*This report shall not be reproduced except in full, without the written approval of TA Technology (Shanghai) Co., Ltd.*

Picture 7: Back Side, the distance from handset to the bottom of the Phantom is 10mm




Picture 8: Front Side, the distance from handset to the bottom of the Phantom is 10mm


*This report shall not be reproduced except in full, without the written approval of TA Technology (Shanghai) Co., Ltd.*




Picture 9: Left Side, the distance from handset to the bottom of the Phantom is 10mm

Picture 10: Right Side, the distance from handset to the bottom of the Phantom is 10mm


*This report shall not be reproduced except in full, without the written approval of TA Technology (Shanghai) Co., Ltd.*




Picture 11: Top Side, the distance from handset to the bottom of the Phantom is 10mm




Picture 12: Bottom Edge, the distance from handset to the bottom of the Phantom is 10mm


*This report shall not be reproduced except in full, without the written approval of TA Technology (Shanghai) Co., Ltd.*