




Appendix D





Photographs

1. SAR measurement System
2. Photographs of Tissue Simulate Liquid
3. Photographs of EUT test position
4. EUT Constructional Details





1. SAR measurement System







2. Photographs of Tissue Simulate Liquid



<p>Photo 1: Tissue Simulant Liquid for Head 2450</p>	<p>Photo 2: Tissue Simulant Liquid for Head 5G</p>
	
<p>Photo 3: Tissue Simulant Liquid for Body 2450</p>	<p>Photo 4: Tissue Simulant Liquid for Body 5G</p>
	

3. Photographs of EUT test position

Photo 5: Left touch cheek	Photo 6: Left tilted 15 degree
 A photograph showing a white mannequin head positioned above a black smartphone mounted on a test rig. A vertical red line is drawn on the mannequin's face, passing through the center of the phone's screen.	 A photograph showing the same setup as Photo 5, but the smartphone is tilted to the left at a 15-degree angle. A white horizontal strip is visible across the phone's screen.
Photo 7: Right touch cheek	Photo 8: Right tilted 15 degree
 A photograph showing the white mannequin head positioned above the smartphone. A vertical red line is drawn on the mannequin's face, passing through the center of the phone's screen.	 A photograph showing the same setup as Photo 7, but the smartphone is tilted to the right at a 15-degree angle. A white horizontal strip is visible across the phone's screen.

<p>Photo 9: Back side 0mm</p>	<p>Photo 10: Back side 11mm</p>
	
<p>Photo 11: Top side 0mm</p>	<p>Photo 12: Top side 12mm</p>
	

4. EUT Constructional Details

Photo 13: Front View	Photo 14: Back View
 A photograph showing the front view of a black tablet device. The device is positioned vertically on a blue background. A white ruler is placed horizontally below the device, showing measurements in centimeters. The device's screen is dark, and the 'HUAWEI' logo is visible at the bottom center.	 A photograph showing the back view of a silver tablet device. The device is positioned vertically on a blue background. A white ruler is placed horizontally below the device, showing measurements in centimeters. The back of the device features a camera lens at the top left, a flash, and several labels, including a large white one with technical specifications and a smaller blue one.