

Test Laboratory: BTL Inc.

Date: 2018/8/5

T365_GSM 850_GSM_CH190_Left Cheek_Ant Main_SIM2

DUT: JSN-L23;

Communication System: UID 0, Generic GSM (0); Frequency: 836.6 MHz; Duty Cycle: 1:8.3

Medium parameters used: $f = 837$ MHz; $\sigma = 0.889$ S/m; $\epsilon_r = 42.445$; $\rho = 1000$ kg/m³

Ambient Temperature: 23.2 °C; Liquid Temperature: 22.5 °C

DASY Configuration:

- Probe: EX3DV4 - SN7396; ConvF(9.88, 9.88, 9.88); Calibrated: 2018/5/29;
- Sensor-Surface: 4mm (Mechanical Surface Detection), $z = 1.0, 31.0$
- Electronics: DAE4 Sn1390; Calibrated: 2018/5/11
- Phantom: SAM Front; Type: Twin SAM; Serial: 1784
- DASY52 52.8.8(1258); SEMCAD X 14.6.10(7373)

Area Scan (8x13x1): Interpolated grid: dx=15 mm, dy=15 mm

Maximum value of SAR (interpolated) = 0.0531 W/kg


Zoom Scan (5x5x7)/Cube 0: Measurement grid: dx=8mm, dy=8mm, dz=5mm

Reference Value = 1.659 V/m; Power Drift = 0.09 dB

Peak SAR (extrapolated) = 0.0600 W/kg

SAR(1 g) = 0.048 W/kg; SAR(10 g) = 0.036 W/kg

Maximum value of SAR (measured) = 0.0536 W/kg



Test Laboratory: BTL Inc.

Date: 2018/8/5

T373_GSM 850_GSM_CH190_Left Cheek_Ant DIV

DUT: JSN-L23;

Communication System: UID 0, Generic GSM (0); Frequency: 836.6 MHz; Duty Cycle: 1:8.3

Medium parameters used: $f = 837$ MHz; $\sigma = 0.889$ S/m; $\epsilon_r = 42.445$; $\rho = 1000$ kg/m³

Ambient Temperature: 23.2 °C; Liquid Temperature: 22.5 °C

DASY Configuration:

- Probe: EX3DV4 - SN7396; ConvF(9.88, 9.88, 9.88); Calibrated: 2018/5/29;
- Sensor-Surface: 4mm (Mechanical Surface Detection), $z = 1.0, 31.0$
- Electronics: DAE4 Sn1390; Calibrated: 2018/5/11
- Phantom: SAM Front; Type: Twin SAM; Serial: 1784
- DASY52 52.8.8(1258); SEMCAD X 14.6.10(7373)

Area Scan (8x13x1): Interpolated grid: dx=15 mm, dy=15 mm

Maximum value of SAR (interpolated) = 0.376 W/kg


Zoom Scan (5x5x7)/Cube 0: Measurement grid: dx=8mm, dy=8mm, dz=5mm

Reference Value = 14.25 V/m; Power Drift = -0.05 dB

Peak SAR (extrapolated) = 0.637 W/kg

SAR(1 g) = 0.329 W/kg; SAR(10 g) = 0.177 W/kg

Maximum value of SAR (measured) = 0.364 W/kg



Test Laboratory: BTL Inc.

Date: 2018/8/6

T381_GSM 1900_GSM_CH661_Right Check_Ant Main

DUT: JSN-L23;

Communication System: UID 0, Generic GSM (0); Frequency: 1880 MHz; Duty Cycle: 1:8.3

Medium parameters used: $f = 1880$ MHz; $\sigma = 1.4$ S/m; $\epsilon_r = 39.28$; $\rho = 1000$ kg/m³

Ambient Temperature: 23.3 °C; Liquid Temperature: 22.3 °C

DASY Configuration:

- Probe: EX3DV4 - SN7396; ConvF(8.2, 8.2, 8.2); Calibrated: 2018/5/29;
- Sensor-Surface: 4mm (Mechanical Surface Detection), $z = 1.0, 31.0$
- Electronics: DAE4 Sn1390; Calibrated: 2018/5/11
- Phantom: SAM Right; Type: Twin SAM; Serial: 1896
- DASY52 52.8.8(1258); SEMCAD X 14.6.10(7373)

Area Scan (8x13x1): Interpolated grid: dx=15 mm, dy=15 mm

Maximum value of SAR (interpolated) = 0.0557 W/kg


Zoom Scan (5x5x7)/Cube 0: Measurement grid: dx=8mm, dy=8mm, dz=5mm

Reference Value = 2.969 V/m; Power Drift = 0.01 dB

Peak SAR (extrapolated) = 0.0760 W/kg

SAR(1 g) = 0.048 W/kg; SAR(10 g) = 0.027 W/kg

Maximum value of SAR (measured) = 0.0544 W/kg



Test Laboratory: BTL Inc.

Date: 2018/8/6

T394_GSM 1900_GSM_CH661_Left Tilted_AntDIV

DUT: JSN-L23;

Communication System: UID 0, Generic GSM (0); Frequency: 1880 MHz; Duty Cycle: 1:8.3

Medium parameters used: $f = 1880$ MHz; $\sigma = 1.4$ S/m; $\epsilon_r = 39.28$; $\rho = 1000$ kg/m³

Ambient Temperature: 23.3 °C; Liquid Temperature: 22.3 °C

DASY Configuration:

- Probe: EX3DV4 - SN7396; ConvF(8.2, 8.2, 8.2); Calibrated: 2018/5/29;
- Sensor-Surface: 4mm (Mechanical Surface Detection), $z = 1.0, 31.0$
- Electronics: DAE4 Sn1390; Calibrated: 2018/5/11
- Phantom: SAM Right; Type: Twin SAM; Serial: 1896
- DASY52 52.8.8(1258); SEMCAD X 14.6.10(7373)

Area Scan (8x13x1): Interpolated grid: dx=15 mm, dy=15 mm

Maximum value of SAR (interpolated) = 0.0517 W/kg


Zoom Scan (5x5x7)/Cube 0: Measurement grid: dx=8mm, dy=8mm, dz=5mm

Reference Value = 3.540 V/m; Power Drift = 0.05 dB

Peak SAR (extrapolated) = 0.0690 W/kg

SAR(1 g) = 0.034 W/kg; SAR(10 g) = 0.015 W/kg

Maximum value of SAR (measured) = 0.0367 W/kg



Test Laboratory: BTL Inc.

Date: 2018/8/6

T402_UMTS B2_RMC12.2K_CH9400_Right Tilted_Ant Main

DUT: JSN-L23;

Communication System: UID 0, UMTS-FDD(WCDMA) (0); Frequency: 1880 MHz; Duty Cycle: 1:1

Medium parameters used: $f = 1880$ MHz; $\sigma = 1.4$ S/m; $\epsilon_r = 39.28$; $\rho = 1000$ kg/m³

Ambient Temperature: 23.3 °C; Liquid Temperature: 22.3 °C

DASY Configuration:

- Probe: EX3DV4 - SN7396; ConvF(8.2, 8.2, 8.2); Calibrated: 2018/5/29;
- Sensor-Surface: 4mm (Mechanical Surface Detection), $z = 1.0, 31.0$
- Electronics: DAE4 Sn1390; Calibrated: 2018/5/11
- Phantom: SAM Right; Type: Twin SAM; Serial: 1896
- DASY52 52.8.8(1258); SEMCAD X 14.6.10(7373)

Area Scan (8x13x1): Interpolated grid: dx=15 mm, dy=15 mm

Maximum value of SAR (interpolated) = 0.111 W/kg


Zoom Scan (5x5x7)/Cube 0: Measurement grid: dx=8mm, dy=8mm, dz=5mm

Reference Value = 10.19 V/m; Power Drift = -0.05 dB

Peak SAR (extrapolated) = 0.178 W/kg

SAR(1 g) = 0.104 W/kg; SAR(10 g) = 0.054 W/kg

Maximum value of SAR (measured) = 0.123 W/kg



Test Laboratory: BTL Inc.

Date: 2018/8/6

T411_UMTS B2_RMC12.2K_CH9400_Right Chee_Ant DIV

DUT: JSN-L23;

Communication System: UID 0, UMTS-FDD(WCDMA) (0); Frequency: 1880 MHz; Duty Cycle: 1:1

Medium parameters used: $f = 1880$ MHz; $\sigma = 1.4$ S/m; $\epsilon_r = 39.28$; $\rho = 1000$ kg/m³

Ambient Temperature: 23.3 °C; Liquid Temperature: 22.3 °C

DASY Configuration:

- Probe: EX3DV4 - SN7396; ConvF(8.2, 8.2, 8.2); Calibrated: 2018/5/29;
- Sensor-Surface: 4mm (Mechanical Surface Detection), $z = 1.0, 31.0$
- Electronics: DAE4 Sn1390; Calibrated: 2018/5/11
- Phantom: SAM Right; Type: Twin SAM; Serial: 1896
- DASY52 52.8.8(1258); SEMCAD X 14.6.10(7373)

Area Scan (8x13x1): Interpolated grid: dx=15 mm, dy=15 mm

Maximum value of SAR (interpolated) = 0.205 W/kg


Zoom Scan (5x5x7)/Cube 0: Measurement grid: dx=8mm, dy=8mm, dz=5mm

Reference Value = 8.936 V/m; Power Drift = -0.08 dB

Peak SAR (extrapolated) = 0.358 W/kg

SAR(1 g) = 0.178 W/kg; SAR(10 g) = 0.095 W/kg

Maximum value of SAR (measured) = 0.204 W/kg



Test Laboratory: BTL Inc.

Date: 2018/8/20

T425_UMTS B4_RMC12.2K_CH1413_Right Check_Ant Main_SIM2

DUT: JSN-L23;

Communication System: UID 0, UMTS-FDD(WCDMA) (0); Frequency: 1732.6 MHz; Duty Cycle: 1:1

Medium parameters used: $f = 1733$ MHz; $\sigma = 1.398$ S/m; $\epsilon_r = 41.456$; $\rho = 1000$ kg/m³

Ambient Temperature: 23.2 °C; Liquid Temperature: 22.4 °C

DASY Configuration:

- Probe: EX3DV4 - SN7396; ConvF(8.64, 8.64, 8.64); Calibrated: 2018/5/29;
- Sensor-Surface: 4mm (Mechanical Surface Detection), $z = 1.0, 31.0$
- Electronics: DAE4 Sn1390; Calibrated: 2018/5/11
- Phantom: SAM Front; Type: Twin SAM; Serial: 1784
- DASY52 52.8.8(1258); SEMCAD X 14.6.10(7373)

Area Scan (8x13x1): Interpolated grid: dx=15 mm, dy=15 mm

Maximum value of SAR (interpolated) = 0.134 W/kg


Zoom Scan (5x5x7)/Cube 0: Measurement grid: dx=8mm, dy=8mm, dz=5mm

Reference Value = 5.418 V/m; Power Drift = -0.06 dB

Peak SAR (extrapolated) = 0.191 W/kg

SAR(1 g) = 0.126 W/kg; SAR(10 g) = 0.078 W/kg

Maximum value of SAR (measured) = 0.133 W/kg



Test Laboratory: BTL Inc.

Date: 2018/8/20

T434_UMTS B4_RMC12.2K_CH1413_Left Tilted_Ant DIV

DUT: JSN-L23;

Communication System: UID 0, UMTS-FDD(WCDMA) (0); Frequency: 1732.6 MHz; Duty Cycle: 1:1

Medium parameters used: $f = 1733$ MHz; $\sigma = 1.398$ S/m; $\epsilon_r = 41.456$; $\rho = 1000$ kg/m³

Ambient Temperature: 23.2 °C; Liquid Temperature: 22.4 °C

DASY Configuration:

- Probe: EX3DV4 - SN7396; ConvF(8.64, 8.64, 8.64); Calibrated: 2018/5/29;
- Sensor-Surface: 4mm (Mechanical Surface Detection), $z = 1.0, 31.0$
- Electronics: DAE4 Sn1390; Calibrated: 2018/5/11
- Phantom: SAM Front; Type: Twin SAM; Serial: 1784
- DASY52 52.8.8(1258); SEMCAD X 14.6.10(7373)

Area Scan (8x13x1): Interpolated grid: dx=15 mm, dy=15 mm

Maximum value of SAR (interpolated) = 0.129 W/kg


Zoom Scan (6x6x7)/Cube 0: Measurement grid: dx=8mm, dy=8mm, dz=5mm

Reference Value = 6.227 V/m; Power Drift = 0.15 dB

Peak SAR (extrapolated) = 0.248 W/kg

SAR(1 g) = 0.118 W/kg; SAR(10 g) = 0.055 W/kg

Maximum value of SAR (measured) = 0.143 W/kg



Test Laboratory: BTL Inc.

Date: 2018/8/5

T446_UMTS B5_RMC12.2K_CH4182_Right Cheek_Ant Main_Battery 2

DUT: JSN-L23;

Communication System: UID 0, UMTS-FDD(WCDMA) (0); Frequency: 836.4 MHz; Duty Cycle: 1:1

Medium parameters used (interpolated): $f = 836.4$ MHz; $\sigma = 0.889$ S/m; $\epsilon_r = 42.452$; $\rho = 1000$ kg/m³

Ambient Temperature: 23.2 °C; Liquid Temperature: 22.5 °C

DASY Configuration:

- Probe: EX3DV4 - SN7396; ConvF(9.88, 9.88, 9.88); Calibrated: 2018/5/29;
- Sensor-Surface: 4mm (Mechanical Surface Detection), $z = 1.0, 31.0$
- Electronics: DAE4 Sn1390; Calibrated: 2018/5/11
- Phantom: SAM Front; Type: Twin SAM; Serial: 1784
- DASY52 52.8.8(1258); SEMCAD X 14.6.10(7373)

Area Scan (8x13x1): Interpolated grid: dx=15 mm, dy=15 mm

Maximum value of SAR (interpolated) = 0.0684 W/kg


Zoom Scan (5x5x7)/Cube 0: Measurement grid: dx=8mm, dy=8mm, dz=5mm

Reference Value = 2.579 V/m; Power Drift = 0.03 dB

Peak SAR (extrapolated) = 0.0800 W/kg

SAR(1 g) = 0.065 W/kg; SAR(10 g) = 0.050 W/kg

Maximum value of SAR (measured) = 0.0677 W/kg



Test Laboratory: BTL Inc.

Date: 2018/8/5

T455_UMTS B5_RMC12.2K_CH4182_Left Cheek_Ant DIV_SIM2

DUT: JSN-L23;

Communication System: UID 0, UMTS-FDD(WCDMA) (0); Frequency: 836.4 MHz; Duty Cycle: 1:1

Medium parameters used (interpolated): $f = 836.4$ MHz; $\sigma = 0.889$ S/m; $\epsilon_r = 42.452$; $\rho = 1000$ kg/m³

Ambient Temperature: 23.2 °C; Liquid Temperature: 22.5 °C

DASY Configuration:

- Probe: EX3DV4 - SN7396; ConvF(9.88, 9.88, 9.88); Calibrated: 2018/5/29;
- Sensor-Surface: 4mm (Mechanical Surface Detection), $z = 1.0, 31.0$
- Electronics: DAE4 Sn1390; Calibrated: 2018/5/11
- Phantom: SAM Front; Type: Twin SAM; Serial: 1784
- DASY52 52.8.8(1258); SEMCAD X 14.6.10(7373)

Area Scan (8x14x1): Interpolated grid: dx=15 mm, dy=15 mm

Maximum value of SAR (interpolated) = 0.375 W/kg


Zoom Scan (5x5x7)/Cube 0: Measurement grid: dx=8mm, dy=8mm, dz=5mm

Reference Value = 12.37 V/m; Power Drift = -0.07 dB

Peak SAR (extrapolated) = 0.756 W/kg

SAR(1 g) = 0.381 W/kg; SAR(10 g) = 0.209 W/kg

Maximum value of SAR (measured) = 0.434 W/kg



Test Laboratory: BTL Inc.

Date: 2018/8/20

T463_LTE_B2_QPSK20M_CH18700_1RB_Left Cheek_ANT Main

DUT: JSN-L23;

Communication System: UID 0, LTE-FDD(1RB, 20MHz, QPSK) (0); Frequency: 1860 MHz; Duty Cycle: 1:1

Medium parameters used: $f = 1860$ MHz; $\sigma = 1.378$ S/m; $\epsilon_r = 40.597$; $\rho = 1000$ kg/m³

Ambient Temperature: 23.3 °C; Liquid Temperature: 22.4 °C

DASY Configuration:

- Probe: EX3DV4 - SN7396; ConvF(8.2, 8.2, 8.2); Calibrated: 2018/5/29;
- Sensor-Surface: 4mm (Mechanical Surface Detection), $z = 1.0, 31.0$
- Electronics: DAE4 Sn1390; Calibrated: 2018/5/11
- Phantom: SAM Right; Type: Twin SAM; Serial: 1896
- DASY52 52.8.8(1258); SEMCAD X 14.6.10(7373)

Area Scan (8x13x1): Interpolated grid: dx=15 mm, dy=15 mm

Maximum value of SAR (interpolated) = 0.128 W/kg


Zoom Scan (5x5x7)/Cube 0: Measurement grid: dx=8mm, dy=8mm, dz=5mm

Reference Value = 3.925 V/m; Power Drift = 0.05 dB

Peak SAR (extrapolated) = 0.161 W/kg

SAR(1 g) = 0.108 W/kg; SAR(10 g) = 0.065 W/kg

Maximum value of SAR (measured) = 0.120 W/kg



Test Laboratory: BTL Inc.

Date: 2018/8/20

T481_LTE B2_QPSK20M_CH18900_1RB_Right Cheek_ANT DIV

DUT: JSN-L23;

Communication System: UID 0, LTE-FDD(1RB, 20MHz, QPSK) (0); Frequency: 1880 MHz; Duty Cycle: 1:1

Medium parameters used: $f = 1880$ MHz; $\sigma = 1.402$ S/m; $\epsilon_r = 40.48$; $\rho = 1000$ kg/m³

Ambient Temperature: 23.3 °C; Liquid Temperature: 22.4 °C

DASY Configuration:

- Probe: EX3DV4 - SN7396; ConvF(8.2, 8.2, 8.2); Calibrated: 2018/5/29;
- Sensor-Surface: 4mm (Mechanical Surface Detection), $z = 1.0, 31.0$
- Electronics: DAE4 Sn1390; Calibrated: 2018/5/11
- Phantom: SAM Right; Type: Twin SAM; Serial: 1896
- DASY52 52.8.8(1258); SEMCAD X 14.6.10(7373)

Area Scan (8x13x1): Interpolated grid: dx=15 mm, dy=15 mm

Maximum value of SAR (interpolated) = 0.162 W/kg


Zoom Scan (5x5x7)/Cube 0: Measurement grid: dx=8mm, dy=8mm, dz=5mm

Reference Value = 6.399 V/m; Power Drift = 0.03 dB

Peak SAR (extrapolated) = 0.242 W/kg

SAR(1 g) = 0.127 W/kg; SAR(10 g) = 0.068 W/kg

Maximum value of SAR (measured) = 0.144 W/kg



Test Laboratory: BTL Inc.

Date: 2018/8/20

T509_LTE_B4_QPSK20M_CH20050_1RB_Right_Cheek_Ant_Main_SIM2

DUT: JSN-L23;

Communication System: UID 0, LTE-FDD(1RB, 20MHz, QPSK) (0); Frequency: 1720 MHz; Duty Cycle: 1:1

Medium parameters used: $f = 1720$ MHz; $\sigma = 1.385$ S/m; $\epsilon_r = 41.512$; $\rho = 1000$ kg/m³

Ambient Temperature: 23.2 °C; Liquid Temperature: 22.4 °C

DASY Configuration:

- Probe: EX3DV4 - SN7396; ConvF(8.64, 8.64, 8.64); Calibrated: 2018/5/29;
- Sensor-Surface: 4mm (Mechanical Surface Detection), $z = 1.0, 31.0$
- Electronics: DAE4 Sn1390; Calibrated: 2018/5/11
- Phantom: SAM Front; Type: Twin SAM; Serial: 1784
- DASY52 52.8.8(1258); SEMCAD X 14.6.10(7373)

Area Scan (8x13x1): Interpolated grid: dx=15 mm, dy=15 mm

Maximum value of SAR (interpolated) = 0.142 W/kg


Zoom Scan (5x5x7)/Cube 0: Measurement grid: dx=8mm, dy=8mm, dz=5mm

Reference Value = 5.242 V/m; Power Drift = -0.01 dB

Peak SAR (extrapolated) = 0.189 W/kg

SAR(1 g) = 0.126 W/kg; SAR(10 g) = 0.078 W/kg

Maximum value of SAR (measured) = 0.136 W/kg



Test Laboratory: BTL Inc.

Date: 2018/8/20

T530_LTE_B4_QPSK20M_CH20300_1RB_Right_Cheek_Ant_DIV_Battery2

DUT: JSN-L23;

Communication System: UID 0, LTE-FDD(1RB, 20MHz, QPSK) (0); Frequency: 1745 MHz; Duty Cycle: 1:1

Medium parameters used: $f = 1745$ MHz; $\sigma = 1.409$ S/m; $\epsilon_r = 41.405$; $\rho = 1000$ kg/m³

Ambient Temperature: 23.2 °C; Liquid Temperature: 22.4 °C

DASY Configuration:

- Probe: EX3DV4 - SN7396; ConvF(8.64, 8.64, 8.64); Calibrated: 2018/5/29;
- Sensor-Surface: 4mm (Mechanical Surface Detection), $z = 1.0, 31.0$
- Electronics: DAE4 Sn1390; Calibrated: 2018/5/11
- Phantom: SAM Front; Type: Twin SAM; Serial: 1784
- DASY52 52.8.8(1258); SEMCAD X 14.6.10(7373)

Area Scan (8x13x1): Interpolated grid: dx=15 mm, dy=15 mm

Maximum value of SAR (interpolated) = 0.155 W/kg


Zoom Scan (5x5x7)/Cube 0: Measurement grid: dx=8mm, dy=8mm, dz=5mm

Reference Value = 9.424 V/m; Power Drift = -0.09 dB

Peak SAR (extrapolated) = 0.183 W/kg

SAR(1 g) = 0.130 W/kg; SAR(10 g) = 0.085 W/kg

Maximum value of SAR (measured) = 0.137 W/kg



Test Laboratory: BTL Inc.

Date: 2018/8/5

T543_LTE_B5_QPSK10M_CH20450_1RB_Left Check_Ant Main

DUT: JSN-L23;

Communication System: UID 0, LTE-FDD(1RB, 10MHz, QPSK) (0); Frequency: 829 MHz; Duty Cycle: 1:1

Medium parameters used: $f = 829$ MHz; $\sigma = 0.882$ S/m; $\epsilon_r = 42.533$; $\rho = 1000$ kg/m³

Ambient Temperature: 23.2 °C; Liquid Temperature: 22.5 °C

DASY Configuration:

- Probe: EX3DV4 - SN7396; ConvF(9.88, 9.88, 9.88); Calibrated: 2018/5/29;
- Sensor-Surface: 4mm (Mechanical Surface Detection), $z = 1.0, 31.0$
- Electronics: DAE4 Sn1390; Calibrated: 2018/5/11
- Phantom: SAM Front; Type: Twin SAM; Serial: 1784
- DASY52 52.8.8(1258); SEMCAD X 14.6.10(7373)

Area Scan (9x13x1): Interpolated grid: dx=15 mm, dy=15 mm

Maximum value of SAR (interpolated) = 0.0386 W/kg


Zoom Scan (5x5x7)/Cube 0: Measurement grid: dx=8mm, dy=8mm, dz=5mm

Reference Value = 1.324 V/m; Power Drift = 0.05 dB

Peak SAR (extrapolated) = 0.0460 W/kg

SAR(1 g) = 0.035 W/kg; SAR(10 g) = 0.025 W/kg

Maximum value of SAR (measured) = 0.0366 W/kg



Test Laboratory: BTL Inc.

Date: 2018/8/5

T561_LTE B5_QPSK10M_CH20450_1RB_Right Cheek_Ant DIV

DUT: JSN-L23;

Communication System: UID 0, LTE-FDD(1RB, 10MHz, QPSK) (0); Frequency: 829 MHz; Duty Cycle: 1:1

Medium parameters used: $f = 829$ MHz; $\sigma = 0.882$ S/m; $\epsilon_r = 42.533$; $\rho = 1000$ kg/m³

Ambient Temperature: 23.2 °C; Liquid Temperature: 22.5 °C

DASY Configuration:

- Probe: EX3DV4 - SN7396; ConvF(9.88, 9.88, 9.88); Calibrated: 2018/5/29;
- Sensor-Surface: 4mm (Mechanical Surface Detection), $z = 1.0, 31.0$
- Electronics: DAE4 Sn1390; Calibrated: 2018/5/11
- Phantom: SAM Front; Type: Twin SAM; Serial: 1784
- DASY52 52.8.8(1258); SEMCAD X 14.6.10(7373)

Area Scan (9x13x1): Interpolated grid: dx=15 mm, dy=15 mm

Maximum value of SAR (interpolated) = 0.326 W/kg


Zoom Scan (5x5x7)/Cube 0: Measurement grid: dx=8mm, dy=8mm, dz=5mm

Reference Value = 13.19 V/m; Power Drift = 0.15 dB

Peak SAR (extrapolated) = 0.611 W/kg

SAR(1 g) = 0.339 W/kg; SAR(10 g) = 0.192 W/kg

Maximum value of SAR (measured) = 0.368 W/kg



Test Laboratory: BTL Inc.

Date: 2018/8/7

T581_LTE B7_QPSK20M_CH20850_1RB_Right Cheek_Ant Main

DUT: JSN-L23;

Communication System: UID 0, LTE-FDD(1RB, 20MHz, QPSK) (0); Frequency: 2510 MHz; Duty Cycle: 1:1

Medium parameters used: $f = 2510$ MHz; $\sigma = 1.931$ S/m; $\epsilon_r = 38.978$; $\rho = 1000$ kg/m³

Ambient Temperature: 23.4 °C; Liquid Temperature: 22.3 °C

DASY Configuration:

- Probe: EX3DV4 - SN7396; ConvF(7.8, 7.8, 7.8); Calibrated: 2018/5/29;
- Sensor-Surface: 4mm (Mechanical Surface Detection), $z = 1.0, 31.0$
- Electronics: DAE4 Sn1390; Calibrated: 2018/5/11
- Phantom: SAM Right; Type: Twin SAM; Serial: 1896
- DASY52 52.8.8(1258); SEMCAD X 14.6.10(7373)

Area Scan (10x16x1): Interpolated grid: dx=12 mm, dy=12 mm

Maximum value of SAR (interpolated) = 0.0818 W/kg

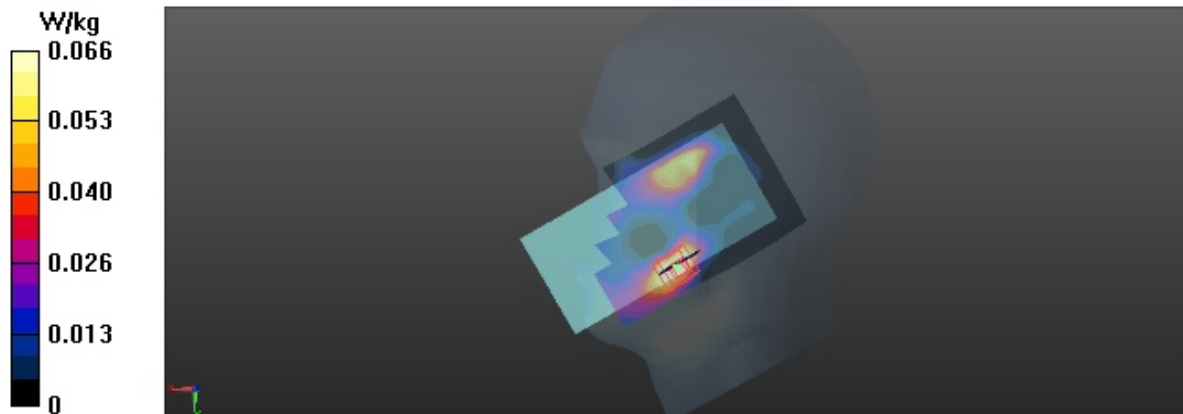
Zoom Scan (7x7x7)/Cube 0: Measurement grid: dx=5mm, dy=5mm, dz=5mm

Reference Value = 1.655 V/m; Power Drift = 0.04 dB

Peak SAR (extrapolated) = 0.0840 W/kg

SAR(1 g) = 0.057 W/kg; SAR(10 g) = 0.030 W/kg

Maximum value of SAR (measured) = 0.0661 W/kg



Test Laboratory: BTL Inc.

Date: 2018/8/7

T601_LTE B7_QPSK20M_CH20850_1RB_Right Cheek_Ant DIV

DUT: JSN-L23;

Communication System: UID 0, LTE-FDD(1RB, 20MHz, QPSK) (0); Frequency: 2510 MHz; Duty Cycle: 1:1

Medium parameters used: $f = 2510$ MHz; $\sigma = 1.931$ S/m; $\epsilon_r = 38.978$; $\rho = 1000$ kg/m³

Ambient Temperature: 23.4 °C; Liquid Temperature: 22.3 °C

DASY Configuration:

- Probe: EX3DV4 - SN7396; ConvF(7.8, 7.8, 7.8); Calibrated: 2018/5/29;
- Sensor-Surface: 4mm (Mechanical Surface Detection), $z = 1.0, 31.0$
- Electronics: DAE4 Sn1390; Calibrated: 2018/5/11
- Phantom: SAM Right; Type: Twin SAM; Serial: 1896
- DASY52 52.8.8(1258); SEMCAD X 14.6.10(7373)

Area Scan (10x16x1): Interpolated grid: dx=12 mm, dy=12 mm

Maximum value of SAR (interpolated) = 0.488 W/kg


Zoom Scan (7x7x7)/Cube 0: Measurement grid: dx=5mm, dy=5mm, dz=5mm

Reference Value = 2.685 V/m; Power Drift = 0.10 dB

Peak SAR (extrapolated) = 0.692 W/kg

SAR(1 g) = 0.328 W/kg; SAR(10 g) = 0.145 W/kg

Maximum value of SAR (measured) = 0.384 W/kg



Test Laboratory: BTL Inc.

Date: 2018/9/7

T629_LTE B41_QPSK20M_CH41140_1RB_Right Cheek_ANT Main_SIM2

DUT: JSN-L23;

Communication System: UID 0, LTE-TDD (SC-FDMA, 1 RB, 20MHz, QPSK) (0); Frequency: 2645 MHz; Duty Cycle: 1:1.58

Medium parameters used: $f = 2645$ MHz; $\sigma = 2.076$ S/m; $\epsilon_r = 38.686$; $\rho = 1000$ kg/m³

Ambient Temperature: 23.2 °C; Liquid Temperature: 22.3 °C

DASY Configuration:

- Probe: EX3DV4 - SN7396; ConvF(7.5, 7.5, 7.5); Calibrated: 2018/5/29;
- Sensor-Surface: 4mm (Mechanical Surface Detection), $z = 1.0, 31.0$
- Electronics: DAE4 Sn1390; Calibrated: 2018/5/11
- Phantom: SAM Right; Type: Twin SAM; Serial: 1896
- DASY52 52.8.8(1258); SEMCAD X 14.6.10(7373)

Area Scan (10x16x1): Interpolated grid: dx=12 mm, dy=12 mm

Maximum value of SAR (interpolated) = 0.0883 W/kg


Zoom Scan (7x7x7)/Cube 0: Measurement grid: dx=5mm, dy=5mm, dz=5mm

Reference Value = 1.093 V/m; Power Drift = 0.02 dB

Peak SAR (extrapolated) = 0.135 W/kg

SAR(1 g) = 0.069 W/kg; SAR(10 g) = 0.032 W/kg

Maximum value of SAR (measured) = 0.0738 W/kg



Test Laboratory: BTL Inc.

Date: 2018/8/7

T649_LTE_B41_QPSK20M_CH40240_1RB_Right_Cheek_Ant_DIV_SIM2

DUT: JSN-L23;

Communication System: UID 0, LTE-TDD (SC-FDMA, 1 RB, 20MHz, QPSK) (0); Frequency: 2555 MHz; Duty Cycle: 1:1.58

Medium parameters used: $f = 2555$ MHz; $\sigma = 1.974$ S/m; $\epsilon_r = 38.816$; $\rho = 1000$ kg/m³

Ambient Temperature: 23.4 °C; Liquid Temperature: 22.3 °C

DASY Configuration:

- Probe: EX3DV4 - SN7396; ConvF(7.5, 7.5, 7.5); Calibrated: 2018/5/29;
- Sensor-Surface: 4mm (Mechanical Surface Detection), $z = 1.0, 31.0$
- Electronics: DAE4 Sn1390; Calibrated: 2018/5/11
- Phantom: SAM Right; Type: Twin SAM; Serial: 1896
- DASY52 52.8.8(1258); SEMCAD X 14.6.10(7373)

Area Scan (10x16x1): Interpolated grid: dx=12 mm, dy=12 mm

Maximum value of SAR (interpolated) = 0.595 W/kg


Zoom Scan (7x7x7)/Cube 0: Measurement grid: dx=5mm, dy=5mm, dz=5mm

Reference Value = 3.621 V/m; Power Drift = 0.16 dB

Peak SAR (extrapolated) = 1.03 W/kg

SAR(1 g) = 0.451 W/kg; SAR(10 g) = 0.195 W/kg

Maximum value of SAR (measured) = 0.480 W/kg



Test Laboratory: BTL Inc.

Date: 2018/8/7

T653_802.11b_CH6_Left Cheek

DUT: JSN-L23;

Communication System: UID 0, IEEE 802.11b WiFi 2.4GHz (DSSS, 1Mbps) (0); Frequency: 2437 MHz; Duty Cycle: 1:1

Medium parameters used: $f = 2437$ MHz; $\sigma = 1.862$ S/m; $\epsilon_r = 38.249$; $\rho = 1000$ kg/m³

Ambient Temperature: 23.2 °C; Liquid Temperature: 22.2 °C

DASY Configuration:

- Probe: EX3DV4 - SN7396; ConvF(7.8, 7.8, 7.8); Calibrated: 2018/5/29;
- Sensor-Surface: 4mm (Mechanical Surface Detection), $z = 1.0, 31.0$
- Electronics: DAE4 Sn1390; Calibrated: 2018/5/11
- Phantom: SAM Right; Type: Twin SAM; Serial: 1896
- DASY52 52.8.8(1258); SEMCAD X 14.6.10(7373)

Area Scan (10x16x1): Interpolated grid: dx=12 mm, dy=12 mm

Maximum value of SAR (interpolated) = 0.149 W/kg


Zoom Scan (7x7x7)/Cube 0: Measurement grid: dx=5mm, dy=5mm, dz=5mm

Reference Value = 2.505 V/m; Power Drift = -0.11 dB

Peak SAR (extrapolated) = 0.221 W/kg

SAR(1 g) = 0.099 W/kg; SAR(10 g) = 0.041 W/kg

Maximum value of SAR (measured) = 0.108 W/kg



Test Laboratory: BTL Inc.

Date: 2018/8/12

T03_GSM 850_GSM_CH190 _Rear Face_1.5cm_Ant Main_SIM2

DUT: JSN-L23;

Communication System: UID 0, Generic GSM (0); Frequency: 836.6 MHz; Duty Cycle: 1:8.3

Medium parameters used: $f = 837$ MHz; $\sigma = 0.993$ S/m; $\epsilon_r = 55.167$; $\rho = 1000$ kg/m³

Ambient Temperature: 23.4 °C; Liquid Temperature: 22.4 °C

DASY Configuration:

- Probe: EX3DV4 - SN7396; ConvF(9.89, 9.89, 9.89); Calibrated: 2018/5/29;
- Sensor-Surface: 4mm (Mechanical Surface Detection), $z = 1.0, 31.0$
- Electronics: DAE4 Sn1390; Calibrated: 2018/5/11
- Phantom: SAM Front; Type: Twin SAM; Serial: 1784
- DASY52 52.8.8(1258); SEMCAD X 14.6.10(7373)

Area Scan (9x13x1): Interpolated grid: dx=15 mm, dy=15 mm

Maximum value of SAR (interpolated) = 0.208 W/kg

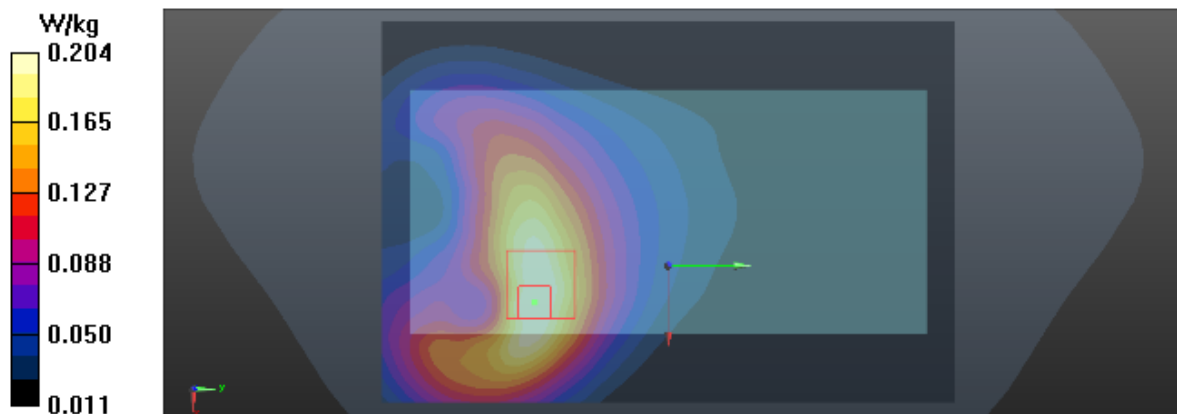
Zoom Scan (5x5x7)/Cube 0: Measurement grid: dx=8mm, dy=8mm, dz=5mm

Reference Value = 6.708 V/m; Power Drift = 0.05 dB

Peak SAR (extrapolated) = 0.287 W/kg

SAR(1 g) = 0.191 W/kg; SAR(10 g) = 0.131 W/kg

Maximum value of SAR (measured) = 0.204 W/kg



Test Laboratory: BTL Inc.

Date: 2018/8/12

T19_GSM 850_GSM_CH190_Rear Face_1.5cm_Ant DIV_Battery2

DUT: JSN-L23;

Communication System: UID 0, Generic GSM (0); Frequency: 836.6 MHz; Duty Cycle: 1:8.3

Medium parameters used: $f = 837$ MHz; $\sigma = 0.993$ S/m; $\epsilon_r = 55.167$; $\rho = 1000$ kg/m³

Ambient Temperature: 23.4 °C; Liquid Temperature: 22.4 °C

DASY Configuration:

- Probe: EX3DV4 - SN7396; ConvF(9.89, 9.89, 9.89); Calibrated: 2018/5/29;
- Sensor-Surface: 4mm (Mechanical Surface Detection), $z = 1.0, 31.0$
- Electronics: DAE4 Sn1390; Calibrated: 2018/5/11
- Phantom: SAM Front; Type: Twin SAM; Serial: 1784
- DASY52 52.8.8(1258); SEMCAD X 14.6.10(7373)

Area Scan (9x13x1): Interpolated grid: dx=15 mm, dy=15 mm

Maximum value of SAR (interpolated) = 0.231 W/kg

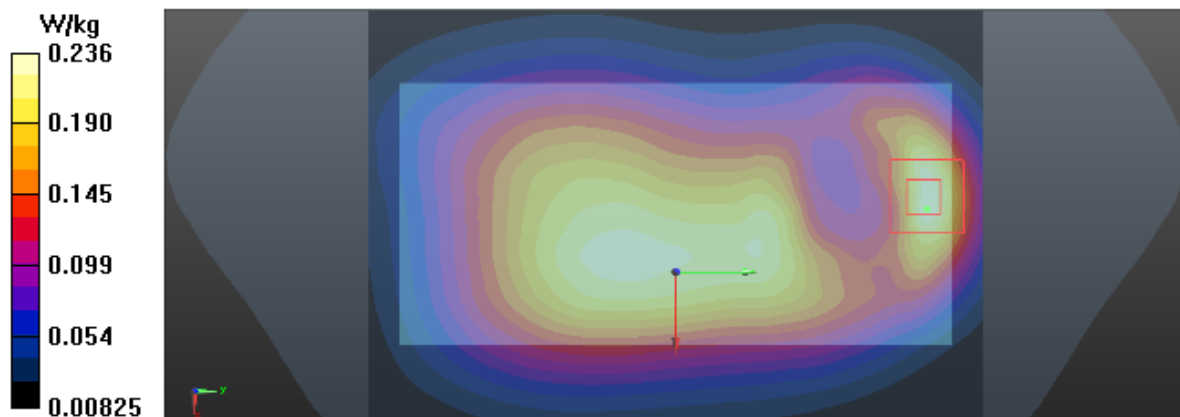
Zoom Scan (5x5x7)/Cube 0: Measurement grid: dx=8mm, dy=8mm, dz=5mm

Reference Value = 14.29 V/m; Power Drift = -0.09 dB

Peak SAR (extrapolated) = 0.335 W/kg

SAR(1 g) = 0.220 W/kg; SAR(10 g) = 0.136 W/kg

Maximum value of SAR (measured) = 0.236 W/kg



Test Laboratory: BTL Inc.

Date: 2018/8/29

T32_GSM 1900_GSM_CH661_Rear Face_1.5cm_ANT Main

DUT: JSN-L23;

Communication System: UID 0, Generic GSM (0); Frequency: 1880 MHz; Duty Cycle: 1:8.3

Medium parameters used: $f = 1880$ MHz; $\sigma = 1.536$ S/m; $\epsilon_r = 54.516$; $\rho = 1000$ kg/m³

Ambient Temperature: 23.3 °C; Liquid Temperature: 22.2 °C

DASY Configuration:

- Probe: EX3DV4 - SN7396; ConvF(7.96, 7.96, 7.96); Calibrated: 2018/5/29;
- Sensor-Surface: 4mm (Mechanical Surface Detection), $z = 1.0, 31.0$
- Electronics: DAE4 Sn1390; Calibrated: 2018/5/11
- Phantom: SAM Right; Type: Twin SAM; Serial: 1896
- DASY52 52.8.8(1258); SEMCAD X 14.6.10(7373)

Area Scan (8x13x1): Interpolated grid: dx=15 mm, dy=15 mm

Maximum value of SAR (interpolated) = 0.133 W/kg

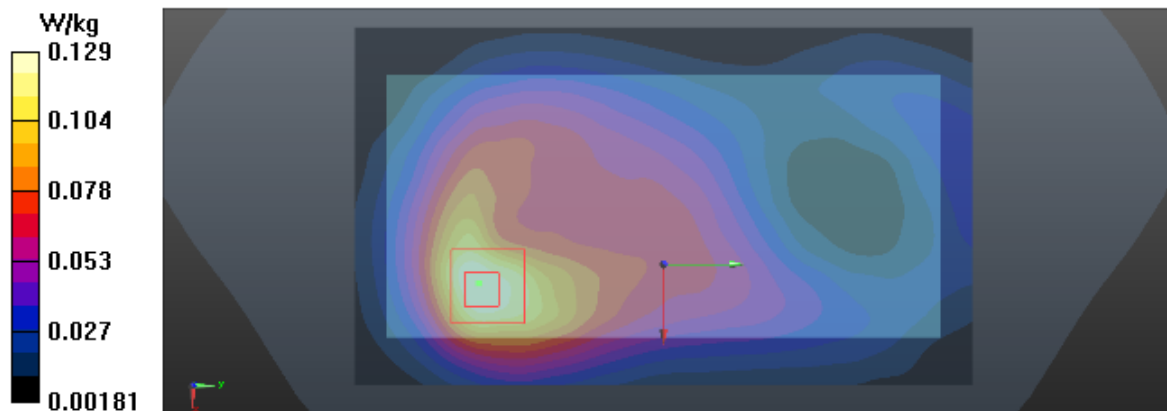
Zoom Scan (5x5x7)/Cube 0: Measurement grid: dx=8mm, dy=8mm, dz=5mm

Reference Value = 6.438 V/m; Power Drift = 0.00 dB

Peak SAR (extrapolated) = 0.178 W/kg

SAR(1 g) = 0.119 W/kg; SAR(10 g) = 0.074 W/kg

Maximum value of SAR (measured) = 0.129 W/kg



Test Laboratory: BTL Inc.

Date: 2018/8/12

T48_GSM 1900_GSM_CH661_Rear Face_1.5cm_Ant DIV_SIM2

DUT: JSN-L23;

Communication System: UID 0, Generic GSM (0); Frequency: 1880 MHz; Duty Cycle: 1:8.3

Medium parameters used: $f = 1880$ MHz; $\sigma = 1.531$ S/m; $\epsilon_r = 53.588$; $\rho = 1000$ kg/m³

Ambient Temperature: 23.4 °C; Liquid Temperature: 22.6 °C

DASY Configuration:

- Probe: EX3DV4 - SN7396; ConvF(7.96, 7.96, 7.96); Calibrated: 2018/5/29;
- Sensor-Surface: 4mm (Mechanical Surface Detection), $z = 1.0, 31.0$
- Electronics: DAE4 Sn1390; Calibrated: 2018/5/11
- Phantom: SAM Right; Type: Twin SAM; Serial: 1896
- DASY52 52.8.8(1258); SEMCAD X 14.6.10(7373)

Area Scan (8x13x1): Interpolated grid: dx=15 mm, dy=15 mm

Maximum value of SAR (interpolated) = 0.0111 W/kg

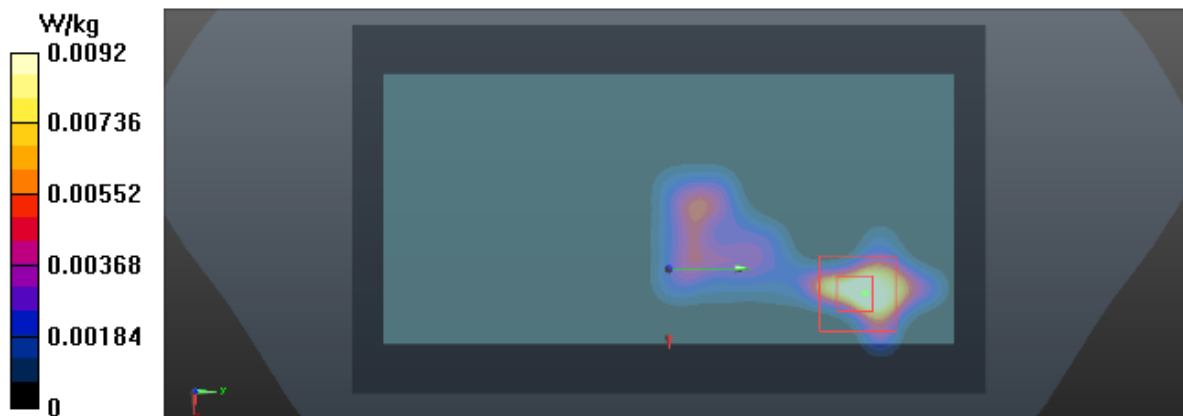
Zoom Scan (5x5x7)/Cube 0: Measurement grid: dx=8mm, dy=8mm, dz=5mm

Reference Value = 1.342 V/m; Power Drift = -0.07 dB

Peak SAR (extrapolated) = 0.0180 W/kg

SAR(1 g) = 0.008 W/kg; SAR(10 g) = 0.003 W/kg

Maximum value of SAR (measured) = 0.00920 W/kg



Test Laboratory: BTL Inc.

Date: 2018/8/29

T63_UMTS B2_RMC12.2K_CH9400_Rear Face_1.5cm_ANT Main_SIM2

DUT: JSN-L23;

Communication System: UID 0, UMTS-FDD(WCDMA) (0); Frequency: 1880 MHz; Duty Cycle: 1:1

Medium parameters used: $f = 1880$ MHz; $\sigma = 1.536$ S/m; $\epsilon_r = 54.516$; $\rho = 1000$ kg/m³

Ambient Temperature: 23.3 °C; Liquid Temperature: 22.2 °C

DASY Configuration:

- Probe: EX3DV4 - SN7396; ConvF(7.96, 7.96, 7.96); Calibrated: 2018/5/29;
- Sensor-Surface: 4mm (Mechanical Surface Detection), $z = 1.0, 31.0$
- Electronics: DAE4 Sn1390; Calibrated: 2018/5/11
- Phantom: SAM Right; Type: Twin SAM; Serial: 1896
- DASY52 52.8.8(1258); SEMCAD X 14.6.10(7373)

Area Scan (8x13x1): Interpolated grid: dx=15 mm, dy=15 mm

Maximum value of SAR (interpolated) = 0.272 W/kg

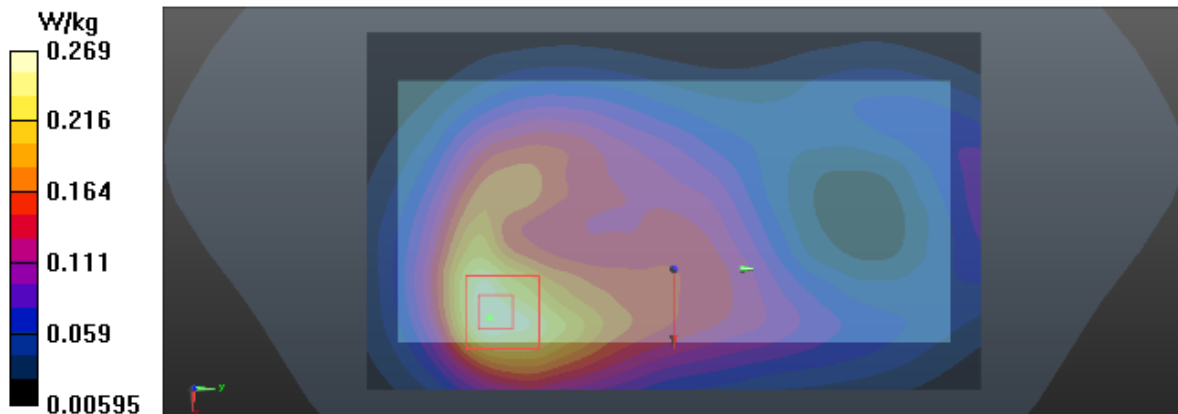
Zoom Scan (5x5x7)/Cube 0: Measurement grid: dx=8mm, dy=8mm, dz=5mm

Reference Value = 9.170 V/m; Power Drift = -0.03 dB

Peak SAR (extrapolated) = 0.374 W/kg

SAR(1 g) = 0.248 W/kg; SAR(10 g) = 0.154 W/kg

Maximum value of SAR (measured) = 0.269 W/kg



Test Laboratory: BTL Inc.

Date: 2018/8/12

T79_UMTS B2_RMC12.2K_CH9400_Rear Face_1.5cm_Ant DIV_Battery2

DUT: JSN-L23;

Communication System: UID 0, UMTS-FDD(WCDMA) (0); Frequency: 1880 MHz; Duty Cycle: 1:1

Medium parameters used: $f = 1880$ MHz; $\sigma = 1.531$ S/m; $\epsilon_r = 53.588$; $\rho = 1000$ kg/m³

Ambient Temperature: 23.4 °C; Liquid Temperature: 22.6 °C

DASY Configuration:

- Probe: EX3DV4 - SN7396; ConvF(7.96, 7.96, 7.96); Calibrated: 2018/5/29;
- Sensor-Surface: 4mm (Mechanical Surface Detection), $z = 1.0, 31.0$
- Electronics: DAE4 Sn1390; Calibrated: 2018/5/11
- Phantom: SAM Right; Type: Twin SAM; Serial: 1896
- DASY52 52.8.8(1258); SEMCAD X 14.6.10(7373)

Area Scan (8x13x1): Interpolated grid: dx=15 mm, dy=15 mm

Maximum value of SAR (interpolated) = 0.0310 W/kg

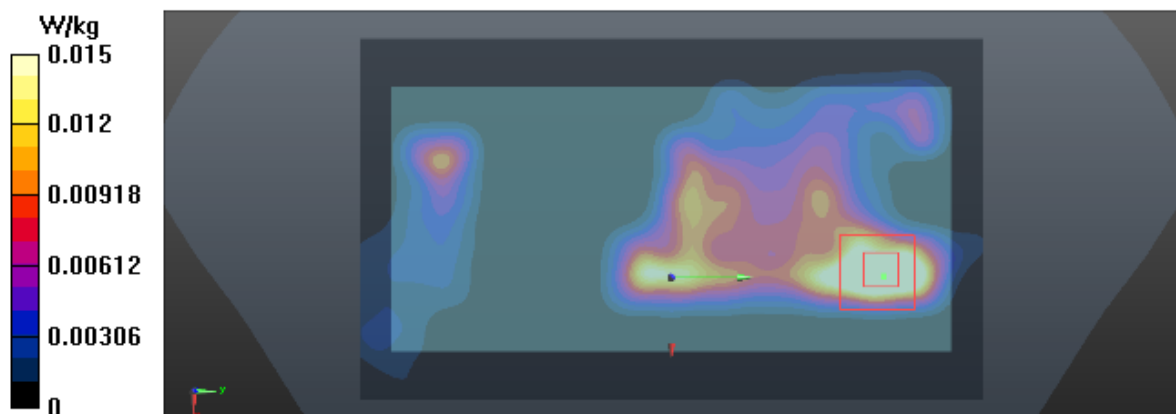
Zoom Scan (5x5x7)/Cube 0: Measurement grid: dx=8mm, dy=8mm, dz=5mm

Reference Value = 2.087 V/m; Power Drift = -0.02 dB

Peak SAR (extrapolated) = 0.0550 W/kg

SAR(1 g) = 0.013 W/kg; SAR(10 g) = 0.006 W/kg

Maximum value of SAR (measured) = 0.0153 W/kg



Test Laboratory: BTL Inc.

Date: 2018/8/30

T93_UMTS B4_RMC12.2K_CH1413_Rear Face_1.5cm_Ant Main_SIM2

DUT: JSN-L23;

Communication System: UID 0, UMTS-FDD(WCDMA) (0); Frequency: 1732.6 MHz; Duty Cycle: 1:1

Medium parameters used: $f = 1733$ MHz; $\sigma = 1.478$ S/m; $\epsilon_r = 52.336$; $\rho = 1000$ kg/m³

Ambient Temperature: 23.1 °C; Liquid Temperature: 22.3 °C

DASY Configuration:

- Probe: EX3DV4 - SN7396; ConvF(8.2, 8.2, 8.2); Calibrated: 2018/5/29;
- Sensor-Surface: 4mm (Mechanical Surface Detection), $z = 1.0, 31.0$
- Electronics: DAE4 Sn1390; Calibrated: 2018/5/11
- Phantom: SAM Front; Type: Twin SAM; Serial: 1784
- DASY52 52.8.8(1258); SEMCAD X 14.6.10(7373)

Area Scan (8x13x1): Interpolated grid: dx=15 mm, dy=15 mm

Maximum value of SAR (interpolated) = 0.325 W/kg

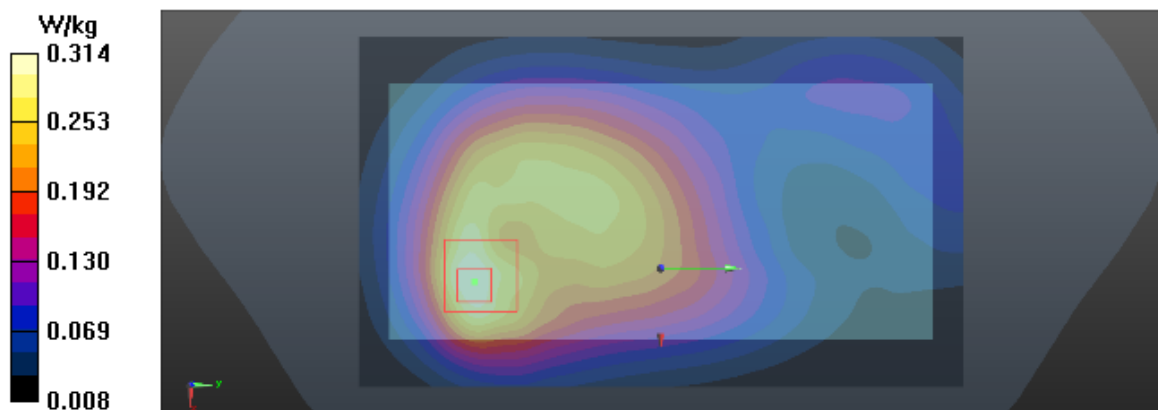
Zoom Scan (5x5x7)/Cube 0: Measurement grid: dx=8mm, dy=8mm, dz=5mm

Reference Value = 12.02 V/m; Power Drift = -0.08 dB

Peak SAR (extrapolated) = 0.430 W/kg

SAR(1 g) = 0.286 W/kg; SAR(10 g) = 0.177 W/kg

Maximum value of SAR (measured) = 0.314 W/kg



Test Laboratory: BTL Inc.

Date: 2018/8/19

T107_UMTS B4_RMC12.2K_CH1413_Rear Face_1.5cm_Ant DIV

DUT: JSN-L23;

Communication System: UID 0, UMTS-FDD(WCDMA) (0); Frequency: 1732.6 MHz; Duty Cycle: 1:1

Medium parameters used: $f = 1733$ MHz; $\sigma = 1.509$ S/m; $\epsilon_r = 51.643$; $\rho = 1000$ kg/m³

Ambient Temperature: 23.3 °C; Liquid Temperature: 22.5 °C

DASY Configuration:

- Probe: EX3DV4 - SN7396; ConvF(8.2, 8.2, 8.2); Calibrated: 2018/5/29;
- Sensor-Surface: 4mm (Mechanical Surface Detection), $z = 1.0, 31.0$
- Electronics: DAE4 Sn1390; Calibrated: 2018/5/11
- Phantom: SAM Front; Type: Twin SAM; Serial: 1784
- DASY52 52.8.8(1258); SEMCAD X 14.6.10(7373)

Area Scan (8x13x1): Interpolated grid: dx=15 mm, dy=15 mm

Maximum value of SAR (interpolated) = 0.0249 W/kg

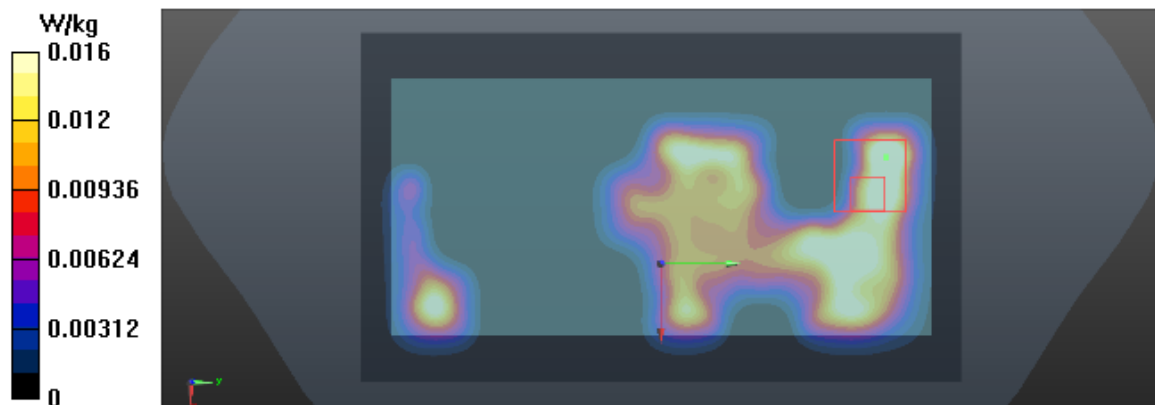
Zoom Scan (5x5x7)/Cube 0: Measurement grid: dx=8mm, dy=8mm, dz=5mm

Reference Value = 2.385 V/m; Power Drift = -0.04 dB

Peak SAR (extrapolated) = 0.0310 W/kg

SAR(1 g) = 0.012 W/kg; SAR(10 g) = 0.005 W/kg

Maximum value of SAR (measured) = 0.0156 W/kg



Test Laboratory: BTL Inc.

Date: 2018/8/11

T123_UMTS B5_RMC12.2K_CH4182_Rear Face_1.5cm_Ant Main_SIM2

DUT: JSN-L23;

Communication System: UID 0, UMTS-FDD(WCDMA) (0); Frequency: 836.4 MHz; Duty Cycle: 1:1

Medium parameters used (interpolated): $f = 836.4$ MHz; $\sigma = 0.962$ S/m; $\epsilon_r = 56.991$; $\rho = 1000$ kg/m³

Ambient Temperature: 23.3 °C; Liquid Temperature: 22.3 °C

DASY Configuration:

- Probe: EX3DV4 - SN7396; ConvF(9.89, 9.89, 9.89); Calibrated: 2018/5/29;
- Sensor-Surface: 4mm (Mechanical Surface Detection), $z = 1.0, 31.0$
- Electronics: DAE4 Sn1390; Calibrated: 2018/5/11
- Phantom: SAM Front; Type: Twin SAM; Serial: 1784
- DASY52 52.8.8(1258); SEMCAD X 14.6.10(7373)

Area Scan (9x13x1): Interpolated grid: dx=15 mm, dy=15 mm

Maximum value of SAR (interpolated) = 0.253 W/kg

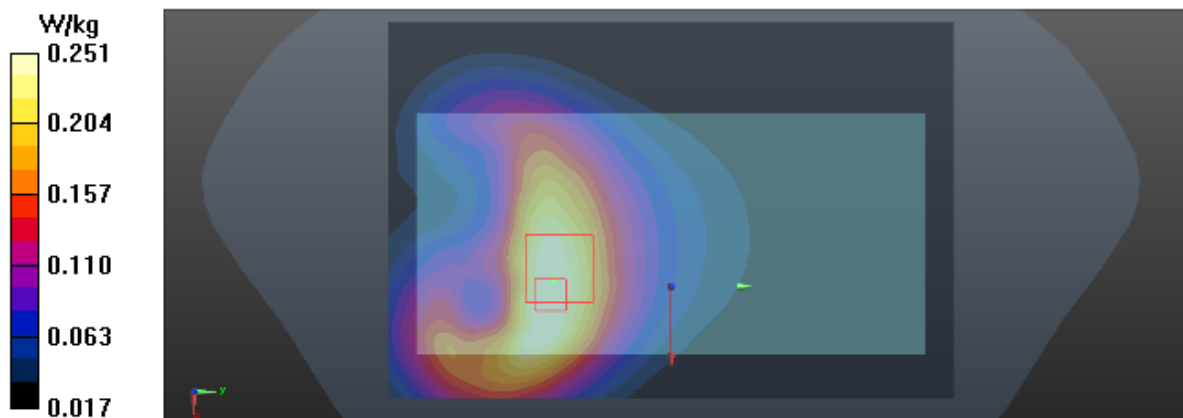
Zoom Scan (5x5x7)/Cube 0: Measurement grid: dx=8mm, dy=8mm, dz=5mm

Reference Value = 8.411 V/m; Power Drift = -0.02 dB

Peak SAR (extrapolated) = 0.355 W/kg

SAR(1 g) = 0.235 W/kg; SAR(10 g) = 0.166 W/kg

Maximum value of SAR (measured) = 0.251 W/kg



Test Laboratory: BTL Inc.

Date: 2018/8/11

T137_UMTS B5_RMC12.2K_CH4182_Rear Face_1.5cm_Ant DIV

DUT: JSN-L23;

Communication System: UID 0, UMTS-FDD(WCDMA) (0); Frequency: 836.4 MHz; Duty Cycle: 1:1

Medium parameters used (interpolated): $f = 836.4$ MHz; $\sigma = 0.962$ S/m; $\epsilon_r = 56.991$; $\rho = 1000$ kg/m³

Ambient Temperature: 23.3 °C; Liquid Temperature: 22.3 °C

DASY Configuration:

- Probe: EX3DV4 - SN7396; ConvF(9.89, 9.89, 9.89); Calibrated: 2018/5/29;
- Sensor-Surface: 4mm (Mechanical Surface Detection), $z = 1.0, 31.0$
- Electronics: DAE4 Sn1390; Calibrated: 2018/5/11
- Phantom: SAM Front; Type: Twin SAM; Serial: 1784
- DASY52 52.8.8(1258); SEMCAD X 14.6.10(7373)

Area Scan (9x13x1): Interpolated grid: dx=15 mm, dy=15 mm

Maximum value of SAR (interpolated) = 0.291 W/kg

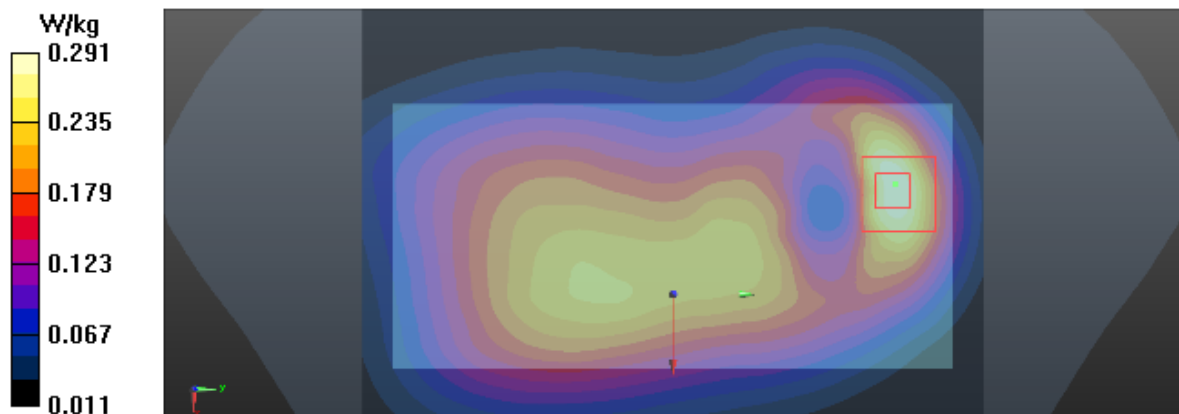
Zoom Scan (5x5x7)/Cube 0: Measurement grid: dx=8mm, dy=8mm, dz=5mm

Reference Value = 14.82 V/m; Power Drift = -0.07 dB

Peak SAR (extrapolated) = 0.411 W/kg

SAR(1 g) = 0.267 W/kg; SAR(10 g) = 0.164 W/kg

Maximum value of SAR (measured) = 0.291 W/kg



Test Laboratory: BTL Inc.

Date: 2018/8/29

T159_LTE_B2_QPSK20M_CH18700_1RB_Rear Face_1.5cm_ANT_Main_SIM2

DUT: JSN-L23;

Communication System: UID 0, LTE-FDD(1RB, 20MHz, QPSK) (0); Frequency: 1880 MHz; Duty Cycle: 1:1

Medium parameters used: $f = 1880$ MHz; $\sigma = 1.536$ S/m; $\epsilon_r = 54.516$; $\rho = 1000$ kg/m³

Ambient Temperature: 23.3 °C; Liquid Temperature: 22.2 °C

DASY Configuration:

- Probe: EX3DV4 - SN7396; ConvF(7.96, 7.96, 7.96); Calibrated: 2018/5/29;
- Sensor-Surface: 4mm (Mechanical Surface Detection), $z = 1.0, 31.0$
- Electronics: DAE4 Sn1390; Calibrated: 2018/5/11
- Phantom: SAM Right; Type: Twin SAM; Serial: 1896
- DASY52 52.8.8(1258); SEMCAD X 14.6.10(7373)

Area Scan (8x13x1): Interpolated grid: dx=15 mm, dy=15 mm

Maximum value of SAR (interpolated) = 0.270 W/kg

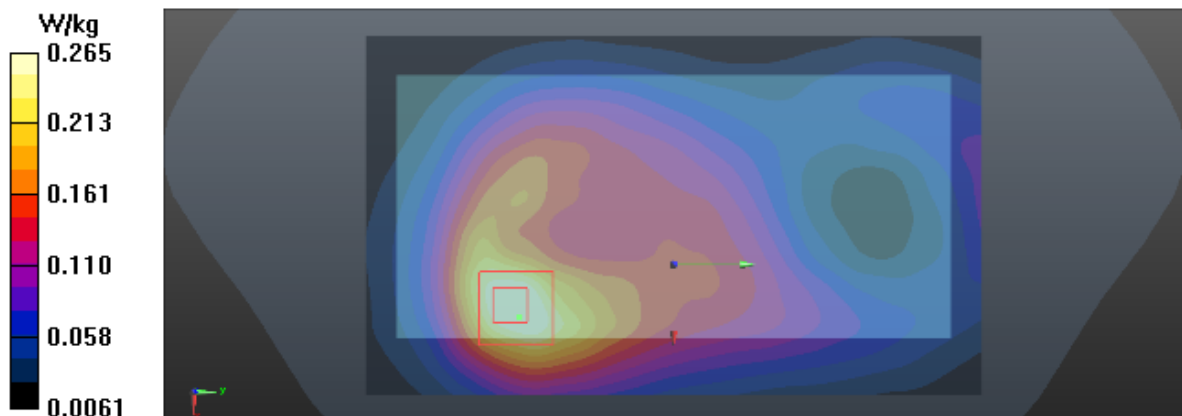
Zoom Scan (5x5x7)/Cube 0: Measurement grid: dx=8mm, dy=8mm, dz=5mm

Reference Value = 9.415 V/m; Power Drift = -0.10 dB

Peak SAR (extrapolated) = 0.372 W/kg

SAR(1 g) = 0.249 W/kg; SAR(10 g) = 0.155 W/kg

Maximum value of SAR (measured) = 0.265 W/kg



Test Laboratory: BTL Inc.

Date: 2018/8/18

T178_LTE_B2_QPSK20M_CH18900_50RB_Rear_Face_1.5cm_ANT_DIV

DUT: JSN-L23;

Communication System: UID 0, LTE-FDD(50% RB, 20MHz, QPSK) (0); Frequency: 1880 MHz; Duty Cycle: 1:1

Medium parameters used: $f = 1880$ MHz; $\sigma = 1.491$ S/m; $\epsilon_r = 51.084$; $\rho = 1000$ kg/m³

Ambient Temperature: 23.1 °C; Liquid Temperature: 22.4 °C

DASY Configuration:

- Probe: EX3DV4 - SN7396; ConvF(7.96, 7.96, 7.96); Calibrated: 2018/5/29;
- Sensor-Surface: 4mm (Mechanical Surface Detection), $z = 1.0, 31.0$
- Electronics: DAE4 Sn1390; Calibrated: 2018/5/11
- Phantom: SAM Right; Type: Twin SAM; Serial: 1896
- DASY52 52.8.8(1258); SEMCAD X 14.6.10(7373)

Area Scan (9x13x1): Interpolated grid: dx=15 mm, dy=15 mm

Maximum value of SAR (interpolated) = 0.0359 W/kg


Zoom Scan (5x5x7)/Cube 0: Measurement grid: dx=8mm, dy=8mm, dz=5mm

Reference Value = 1.845 V/m; Power Drift = 0.07 dB

Peak SAR (extrapolated) = 0.0300 W/kg

SAR(1 g) = 0.018 W/kg; SAR(10 g) = 0.009 W/kg

Maximum value of SAR (measured) = 0.0191 W/kg



Test Laboratory: BTL Inc.

Date: 2018/8/30

T199_LTE_B4_QPSK20M_CH20050_1RB_Rear Face_1.5cm_Ant_Main_SIM2

DUT: JSN-L23;

Communication System: UID 0, LTE-FDD(1RB, 20MHz, QPSK) (0); Frequency: 1720 MHz; Duty Cycle: 1:1

Medium parameters used: $f = 1720$ MHz; $\sigma = 1.469$ S/m; $\epsilon_r = 52.425$; $\rho = 1000$ kg/m³

Ambient Temperature: 23.1 °C; Liquid Temperature: 22.3 °C

DASY Configuration:

- Probe: EX3DV4 - SN7396; ConvF(8.2, 8.2, 8.2); Calibrated: 2018/5/29;
- Sensor-Surface: 4mm (Mechanical Surface Detection), $z = 1.0, 31.0$
- Electronics: DAE4 Sn1390; Calibrated: 2018/5/11
- Phantom: SAM Front; Type: Twin SAM; Serial: 1784
- DASY52 52.8.8(1258); SEMCAD X 14.6.10(7373)

Area Scan (8x13x1): Interpolated grid: dx=15 mm, dy=15 mm

Maximum value of SAR (interpolated) = 0.283 W/kg

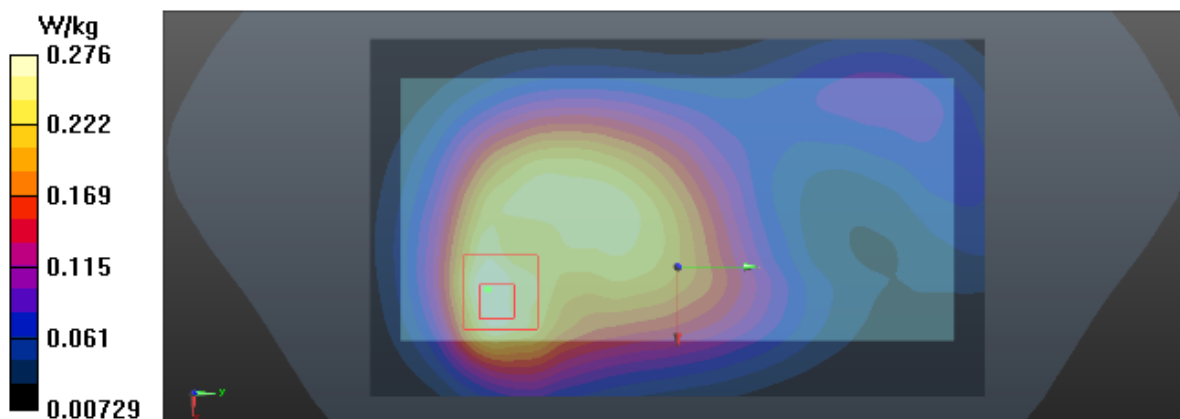
Zoom Scan (5x5x7)/Cube 0: Measurement grid: dx=8mm, dy=8mm, dz=5mm

Reference Value = 11.51 V/m; Power Drift = -0.02 dB

Peak SAR (extrapolated) = 0.383 W/kg

SAR(1 g) = 0.256 W/kg; SAR(10 g) = 0.161 W/kg

Maximum value of SAR (measured) = 0.276 W/kg



Test Laboratory: BTL Inc.

Date: 2018/8/19

T216_LTE_B4_QPSK20M_CH20300_1RB_Rear Face_1.5cm_Ant DIV

DUT: JSN-L23;

Communication System: UID 0, LTE-FDD(1RB, 20MHz, QPSK) (0); Frequency: 1745 MHz; Duty Cycle: 1:1

Medium parameters used: $f = 1745$ MHz; $\sigma = 1.521$ S/m; $\epsilon_r = 51.596$; $\rho = 1000$ kg/m³

Ambient Temperature: 23.3 °C; Liquid Temperature: 22.5 °C

DASY Configuration:

- Probe: EX3DV4 - SN7396; ConvF(8.2, 8.2, 8.2); Calibrated: 2018/5/29;
- Sensor-Surface: 4mm (Mechanical Surface Detection), $z = 1.0, 31.0$
- Electronics: DAE4 Sn1390; Calibrated: 2018/5/11
- Phantom: SAM Front; Type: Twin SAM; Serial: 1784
- DASY52 52.8.8(1258); SEMCAD X 14.6.10(7373)

Area Scan (8x13x1): Interpolated grid: dx=15 mm, dy=15 mm

Maximum value of SAR (interpolated) = 0.0283 W/kg

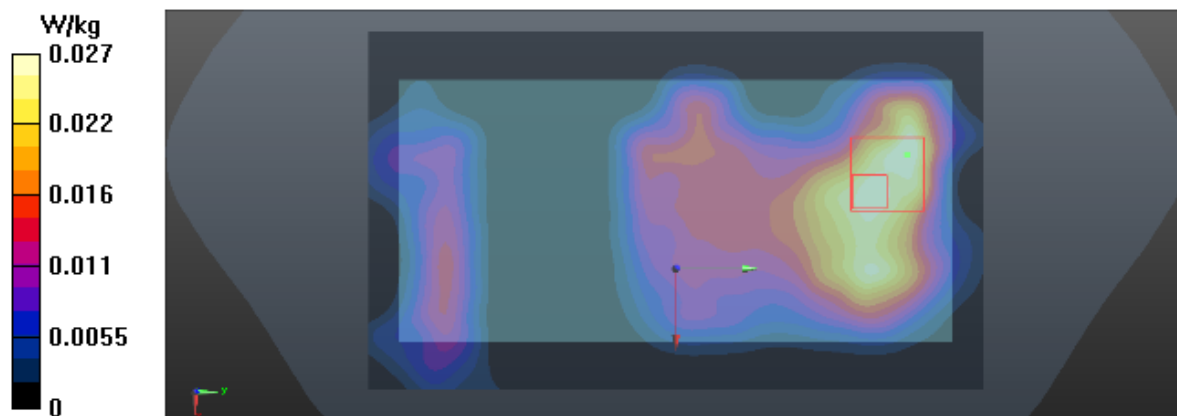
Zoom Scan (5x5x7)/Cube 0: Measurement grid: dx=8mm, dy=8mm, dz=5mm

Reference Value = 2.834 V/m; Power Drift = 0.09 dB

Peak SAR (extrapolated) = 0.0380 W/kg

SAR(1 g) = 0.026 W/kg; SAR(10 g) = 0.013 W/kg

Maximum value of SAR (measured) = 0.0275 W/kg



Test Laboratory: BTL Inc.

Date: 2018/8/11

T239_LTE_B5_QPSK10M_CH20450_1RB_Rear Face_1.5cm_Ant_Main_SIM2

DUT: JSN-L23;

Communication System: UID 0, LTE-FDD(1RB, 10MHz, QPSK) (0); Frequency: 829 MHz; Duty Cycle: 1:1

Medium parameters used: $f = 829$ MHz; $\sigma = 0.954$ S/m; $\epsilon_r = 57.053$; $\rho = 1000$ kg/m³

Ambient Temperature: 23.3 °C; Liquid Temperature: 22.3 °C

DASY Configuration:

- Probe: EX3DV4 - SN7396; ConvF(9.89, 9.89, 9.89); Calibrated: 2018/5/29;
- Sensor-Surface: 4mm (Mechanical Surface Detection), $z = 1.0, 31.0$
- Electronics: DAE4 Sn1390; Calibrated: 2018/5/11
- Phantom: SAM Front; Type: Twin SAM; Serial: 1784
- DASY52 52.8.8(1258); SEMCAD X 14.6.10(7373)

Area Scan (9x13x1): Interpolated grid: dx=15 mm, dy=15 mm

Maximum value of SAR (interpolated) = 0.215 W/kg

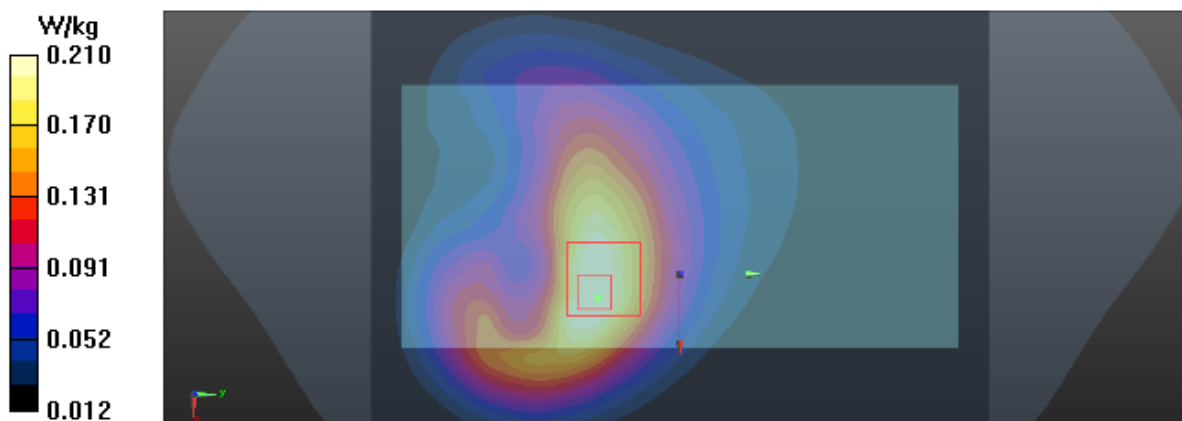
Zoom Scan (5x5x7)/Cube 0: Measurement grid: dx=8mm, dy=8mm, dz=5mm

Reference Value = 9.591 V/m; Power Drift = -0.09 dB

Peak SAR (extrapolated) = 0.300 W/kg

SAR(1 g) = 0.196 W/kg; SAR(10 g) = 0.130 W/kg

Maximum value of SAR (measured) = 0.210 W/kg



Test Laboratory: BTL Inc.

Date: 2018/8/11

T259_LTE_B5_QPSK10M_CH20450_1RB_Rear Face_1.5cm_Ant_DIV_SIM2

DUT: JSN-L23;

Communication System: UID 0, LTE-FDD(1RB, 10MHz, QPSK) (0); Frequency: 829 MHz; Duty Cycle: 1:1

Medium parameters used: $f = 829$ MHz; $\sigma = 0.954$ S/m; $\epsilon_r = 57.053$; $\rho = 1000$ kg/m³

Ambient Temperature: 23.3 °C; Liquid Temperature: 22.3 °C

DASY Configuration:

- Probe: EX3DV4 - SN7396; ConvF(9.89, 9.89, 9.89); Calibrated: 2018/5/29;
- Sensor-Surface: 4mm (Mechanical Surface Detection), $z = 1.0, 31.0$
- Electronics: DAE4 Sn1390; Calibrated: 2018/5/11
- Phantom: SAM Front; Type: Twin SAM; Serial: 1784
- DASY52 52.8.8(1258); SEMCAD X 14.6.10(7373)

Area Scan (9x13x1): Interpolated grid: dx=15 mm, dy=15 mm

Maximum value of SAR (interpolated) = 0.216 W/kg

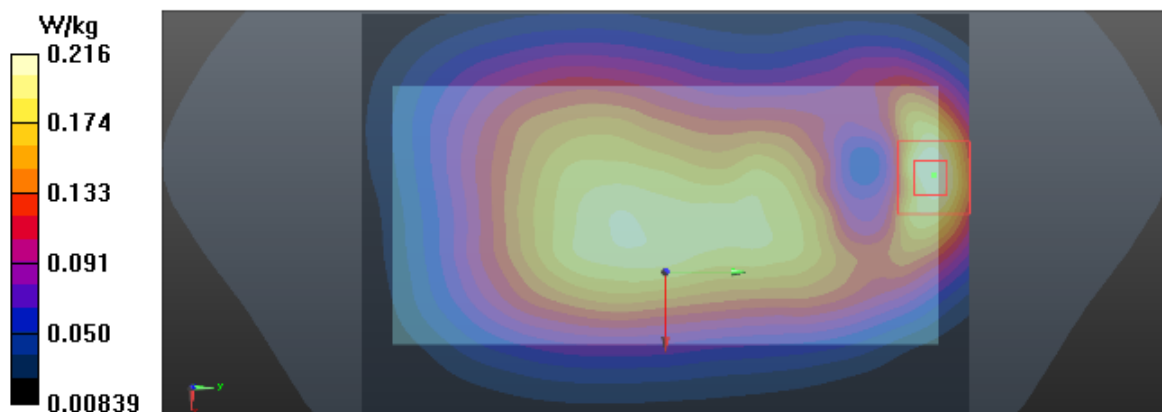
Zoom Scan (5x5x7)/Cube 0: Measurement grid: dx=8mm, dy=8mm, dz=5mm

Reference Value = 14.32 V/m; Power Drift = -0.06 dB

Peak SAR (extrapolated) = 0.301 W/kg

SAR(1 g) = 0.199 W/kg; SAR(10 g) = 0.123 W/kg

Maximum value of SAR (measured) = 0.216 W/kg



Test Laboratory: BTL Inc.

Date: 2018/8/13

T279_LTE B7_QPSK20M_CH20850_1RB_Rear Face_1.5cm_Ant_Main_SIM2

DUT: JSN-L23;

Communication System: UID 0, LTE-FDD(1RB, 20MHz, QPSK) (0); Frequency: 2510 MHz; Duty Cycle: 1:1

Medium parameters used: $f = 2510$ MHz; $\sigma = 2.124$ S/m; $\epsilon_r = 52.385$; $\rho = 1000$ kg/m³

Ambient Temperature: 23.2 °C; Liquid Temperature: 22.3 °C

DASY Configuration:

- Probe: EX3DV4 - SN7396; ConvF(7.7, 7.7, 7.7); Calibrated: 2018/5/29;
- Sensor-Surface: 4mm (Mechanical Surface Detection), $z = 1.0, 31.0$
- Electronics: DAE4 Sn1390; Calibrated: 2018/5/11
- Phantom: SAM Right; Type: Twin SAM; Serial: 1896
- DASY52 52.8.8(1258); SEMCAD X 14.6.10(7373)

Area Scan (10x16x1): Interpolated grid: $dx=12$ mm, $dy=12$ mm

Maximum value of SAR (interpolated) = 0.266 W/kg

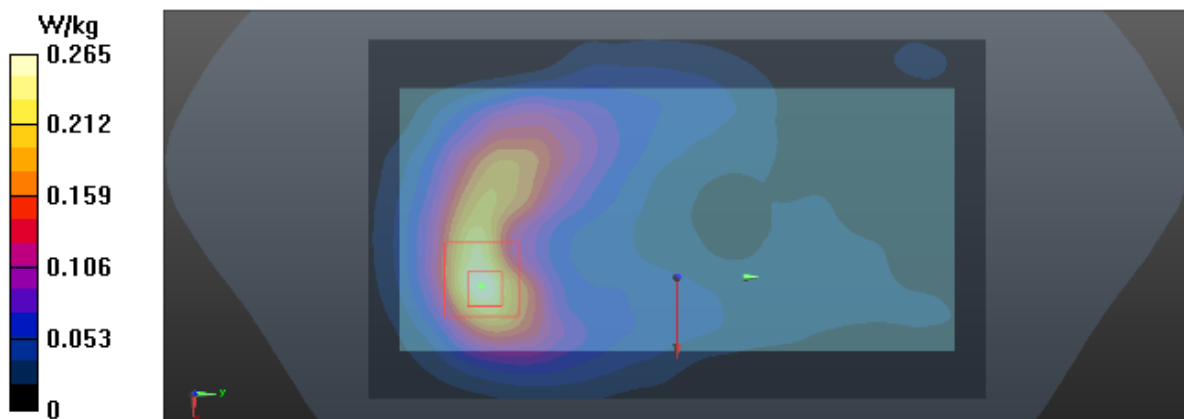
Zoom Scan (7x7x7)/Cube 0: Measurement grid: $dx=5$ mm, $dy=5$ mm, $dz=5$ mm

Reference Value = 3.117 V/m; Power Drift = -0.09 dB

Peak SAR (extrapolated) = 0.431 W/kg

SAR(1 g) = 0.234 W/kg; SAR(10 g) = 0.117 W/kg

Maximum value of SAR (measured) = 0.265 W/kg



Test Laboratory: BTL Inc.

Date: 2018/8/13

T299_LTE_B7_QPSK20M_CH20850_50RB_Rear Face_1.5cm_Ant_DIV_SIM2

DUT: JSN-L23;

Communication System: UID 0, LTE-FDD(50% RB, 20MHz, QPSK) (0); Frequency: 2510 MHz; Duty Cycle: 1:1

Medium parameters used: $f = 2510$ MHz; $\sigma = 2.124$ S/m; $\epsilon_r = 52.385$; $\rho = 1000$ kg/m³

Ambient Temperature: 23.2 °C; Liquid Temperature: 22.3 °C

DASY Configuration:

- Probe: EX3DV4 - SN7396; ConvF(7.7, 7.7, 7.7); Calibrated: 2018/5/29;
- Sensor-Surface: 4mm (Mechanical Surface Detection), $z = 1.0, 31.0$
- Electronics: DAE4 Sn1390; Calibrated: 2018/5/11
- Phantom: SAM Right; Type: Twin SAM; Serial: 1896
- DASY52 52.8.8(1258); SEMCAD X 14.6.10(7373)

Area Scan (10x16x1): Interpolated grid: $dx=12$ mm, $dy=12$ mm

Maximum value of SAR (interpolated) = 0.0506 W/kg

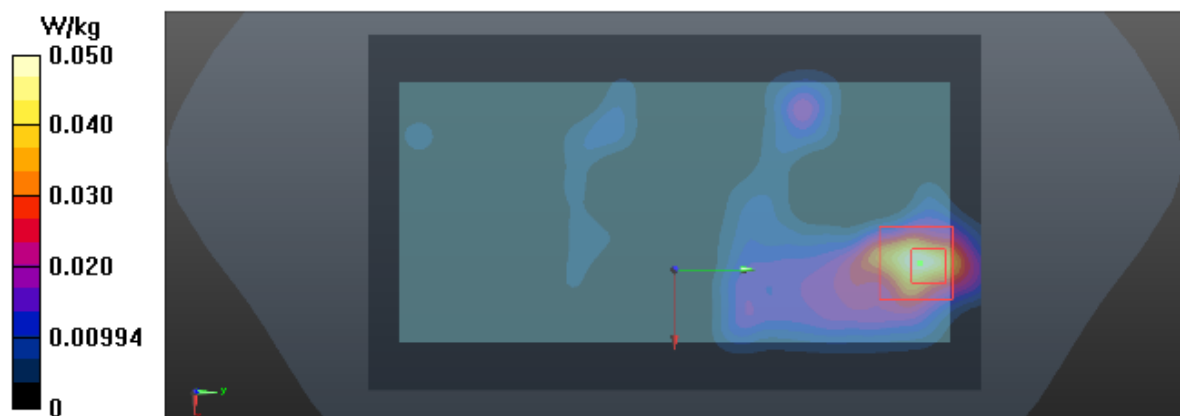
Zoom Scan (7x7x7)/Cube 0: Measurement grid: $dx=5$ mm, $dy=5$ mm, $dz=5$ mm

Reference Value = 0 V/m; Power Drift = 0.09 dB

Peak SAR (extrapolated) = 0.0600 W/kg

SAR(1 g) = 0.029 W/kg; SAR(10 g) = 0.013 W/kg

Maximum value of SAR (measured) = 0.0497 W/kg



Test Laboratory: BTL Inc.

Date: 2018/9/8

T316_LTE B41_QPSK20M_CH21140_1RB_Rear Face_1.5cm_ANT Main

DUT: JSN-L23;

Communication System: UID 0, LTE-TDD (SC-FDMA, 1 RB, 20MHz, QPSK) (0); Frequency: 2645 MHz; Duty Cycle: 1:1.58

Medium parameters used: $f = 2645$ MHz; $\sigma = 2.273$ S/m; $\epsilon_r = 52.298$; $\rho = 1000$ kg/m³

Ambient Temperature: 23.5 °C; Liquid Temperature: 22.4 °C

DASY Configuration:

- Probe: EX3DV4 - SN7396; ConvF(7.3, 7.3, 7.3); Calibrated: 2018/5/29;
- Sensor-Surface: 4mm (Mechanical Surface Detection), $z = 1.0, 31.0$
- Electronics: DAE4 Sn1390; Calibrated: 2018/5/11
- Phantom: SAM Right; Type: Twin SAM; Serial: 1896
- DASY52 52.8.8(1258); SEMCAD X 14.6.10(7373)

Area Scan (10x16x1): Interpolated grid: $dx=12$ mm, $dy=12$ mm

Maximum value of SAR (interpolated) = 0.205 W/kg

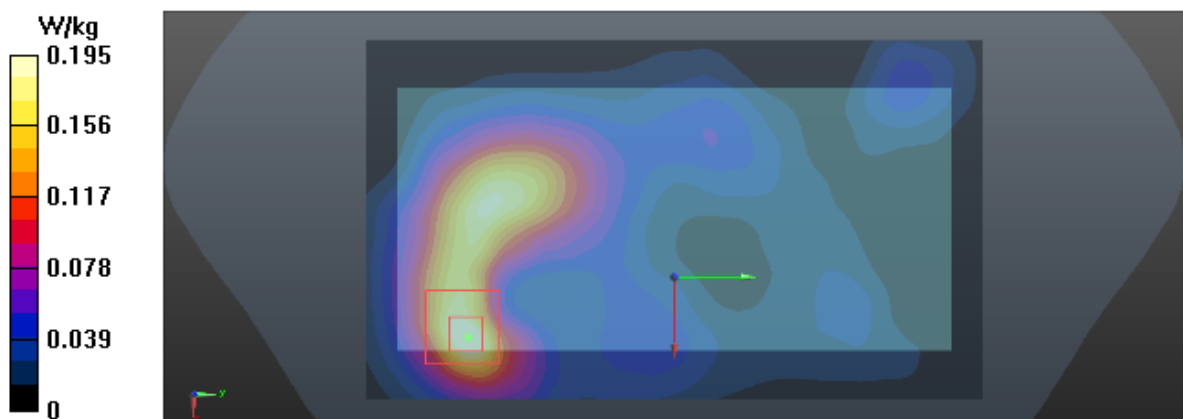
Zoom Scan (7x7x7)/Cube 0: Measurement grid: $dx=5$ mm, $dy=5$ mm, $dz=5$ mm

Reference Value = 2.689 V/m; Power Drift = 0.05 dB

Peak SAR (extrapolated) = 0.324 W/kg

SAR(1 g) = 0.170 W/kg; SAR(10 g) = 0.083 W/kg

Maximum value of SAR (measured) = 0.195 W/kg



Test Laboratory: BTL Inc.

Date: 2018/8/13

T339_LTE_B41_QPSK20M_CH40240_1RB_Rear_Face_1.5cm_Ant_DIV_SIM2

DUT: JSN-L23;

Communication System: UID 0, LTE-TDD (SC-FDMA, 1 RB, 20MHz, QPSK) (0); Frequency: 2555 MHz; Duty Cycle: 1:1.58

Medium parameters used: $f = 2555$ MHz; $\sigma = 2.177$ S/m; $\epsilon_r = 52.237$; $\rho = 1000$ kg/m³

Ambient Temperature: 23.2 °C; Liquid Temperature: 22.3 °C

DASY Configuration:

- Probe: EX3DV4 - SN7396; ConvF(7.3, 7.3, 7.3); Calibrated: 2018/5/29;
- Sensor-Surface: 4mm (Mechanical Surface Detection), $z = 1.0, 31.0$
- Electronics: DAE4 Sn1390; Calibrated: 2018/5/11
- Phantom: SAM Right; Type: Twin SAM; Serial: 1896
- DASY52 52.8.8(1258); SEMCAD X 14.6.10(7373)

Area Scan (10x16x1): Interpolated grid: dx=12 mm, dy=12 mm

Maximum value of SAR (interpolated) = 0.0776 W/kg

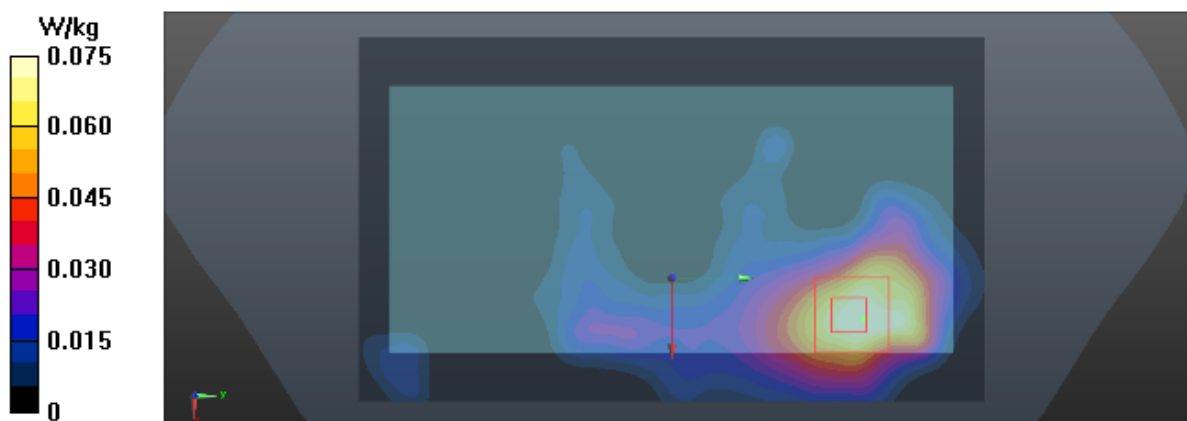
Zoom Scan (7x7x7)/Cube 0: Measurement grid: dx=5mm, dy=5mm, dz=5mm

Reference Value = 0.3020 V/m; Power Drift = 0.09 dB

Peak SAR (extrapolated) = 0.118 W/kg

SAR(1 g) = 0.066 W/kg; SAR(10 g) = 0.034 W/kg

Maximum value of SAR (measured) = 0.0747 W/kg



Test Laboratory: BTL Inc.

Date: 2018/8/18

T661_802.11b_CH11_Rear Face_1.5cm

DUT: JSN-L23;

Communication System: UID 0, IEEE 802.11b WiFi 2.4GHz (DSSS, 1Mbps) (0); Frequency: 2462 MHz; Duty Cycle: 1:1

Medium parameters used: $f = 2462$ MHz; $\sigma = 1.999$ S/m; $\epsilon_r = 51.348$; $\rho = 1000$ kg/m³

Ambient Temperature: 23.2 °C; Liquid Temperature: 22.4 °C

DASY Configuration:

- Probe: EX3DV4 - SN7396; ConvF(7.7, 7.7, 7.7); Calibrated: 2018/5/29;
- Sensor-Surface: 4mm (Mechanical Surface Detection), $z = 1.0, 31.0$
- Electronics: DAE4 Sn1390; Calibrated: 2018/5/11
- Phantom: SAM Right; Type: Twin SAM; Serial: 1896
- DASY52 52.8.8(1258); SEMCAD X 14.6.10(7373)

Area Scan (10x16x1): Interpolated grid: $dx=12$ mm, $dy=12$ mm

Maximum value of SAR (interpolated) = 0.0478 W/kg

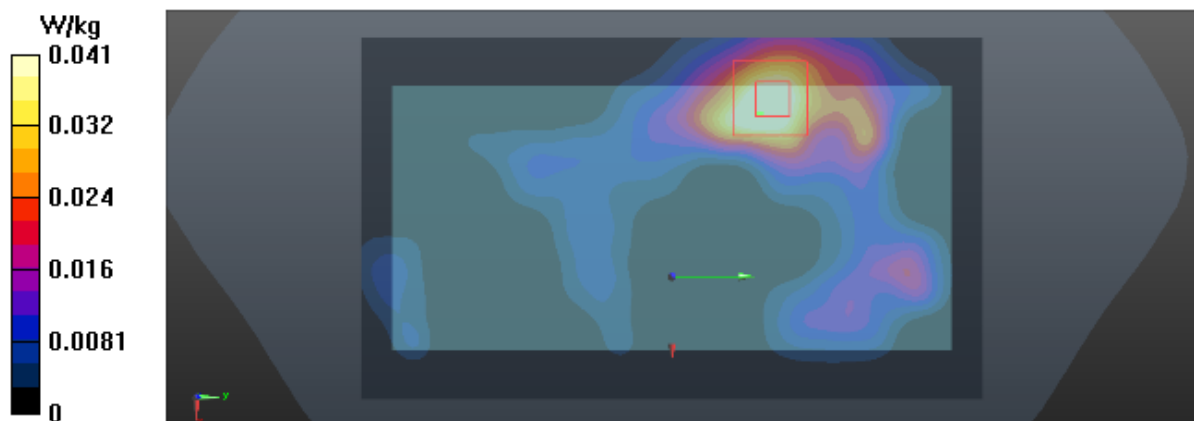
Zoom Scan (7x7x7)/Cube 0: Measurement grid: $dx=5$ mm, $dy=5$ mm, $dz=5$ mm

Reference Value = 0.8220 V/m; Power Drift = 0.14 dB

Peak SAR (extrapolated) = 0.0590 W/kg

SAR(1 g) = 0.036 W/kg; SAR(10 g) = 0.018 W/kg

Maximum value of SAR (measured) = 0.0405 W/kg



Test Laboratory: BTL Inc.

Date: 2018/8/12

T13_GSM 850_GPRS 2TX_CH190_Rear Face_1.0cm_Ant_Main_SIM2

DUT: JSN-L23;

Communication System: UID 0, GPRS 2TX (0); Frequency: 836.6 MHz; Duty Cycle: 1:4
Medium parameters used: $f = 837$ MHz; $\sigma = 0.993$ S/m; $\epsilon_r = 55.167$; $\rho = 1000$ kg/m³
Ambient Temperature: 23.4 °C; Liquid Temperature: 22.4 °C

DASY Configuration:

- Probe: EX3DV4 - SN7396; ConvF(9.89, 9.89, 9.89); Calibrated: 2018/5/29;
- Sensor-Surface: 4mm (Mechanical Surface Detection), $z = 1.0, 31.0$
- Electronics: DAE4 Sn1390; Calibrated: 2018/5/11
- Phantom: SAM Front; Type: Twin SAM; Serial: 1784
- DASY52 52.8.8(1258); SEMCAD X 14.6.10(7373)

Area Scan (9x13x1): Interpolated grid: dx=15 mm, dy=15 mm

Maximum value of SAR (interpolated) = 0.285 W/kg

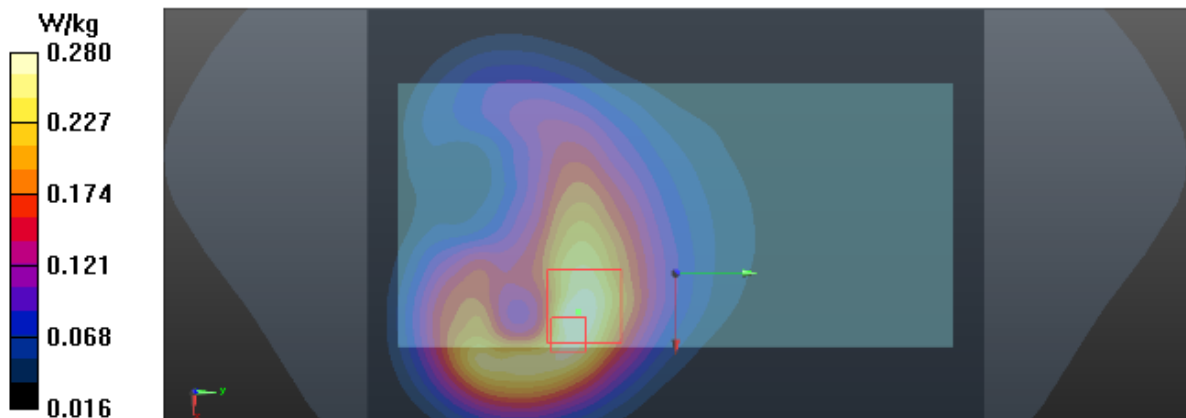
Zoom Scan (5x5x7)/Cube 0: Measurement grid: dx=8mm, dy=8mm, dz=5mm

Reference Value = 8.921 V/m; Power Drift = -0.07 dB

Peak SAR (extrapolated) = 0.447 W/kg

SAR(1 g) = 0.265 W/kg; SAR(10 g) = 0.165 W/kg

Maximum value of SAR (measured) = 0.280 W/kg



Test Laboratory: BTL Inc.

Date: 2018/8/12

T22_GSM 850_GPRS 2TX_CH190_Rear Face_1.0cm_Ant DIV

DUT: JSN-L23;

Communication System: UID 0, GPRS 2TX (0); Frequency: 836.6 MHz; Duty Cycle: 1:4
Medium parameters used: $f = 837$ MHz; $\sigma = 0.993$ S/m; $\epsilon_r = 55.167$; $\rho = 1000$ kg/m³
Ambient Temperature: 23.4 °C; Liquid Temperature: 22.4 °C

DASY Configuration:

- Probe: EX3DV4 - SN7396; ConvF(9.89, 9.89, 9.89); Calibrated: 2018/5/29;
- Sensor-Surface: 4mm (Mechanical Surface Detection), $z = 1.0, 31.0$
- Electronics: DAE4 Sn1390; Calibrated: 2018/5/11
- Phantom: SAM Front; Type: Twin SAM; Serial: 1784
- DASY52 52.8.8(1258); SEMCAD X 14.6.10(7373)

Area Scan (9x13x1): Interpolated grid: dx=15 mm, dy=15 mm

Maximum value of SAR (interpolated) = 0.353 W/kg

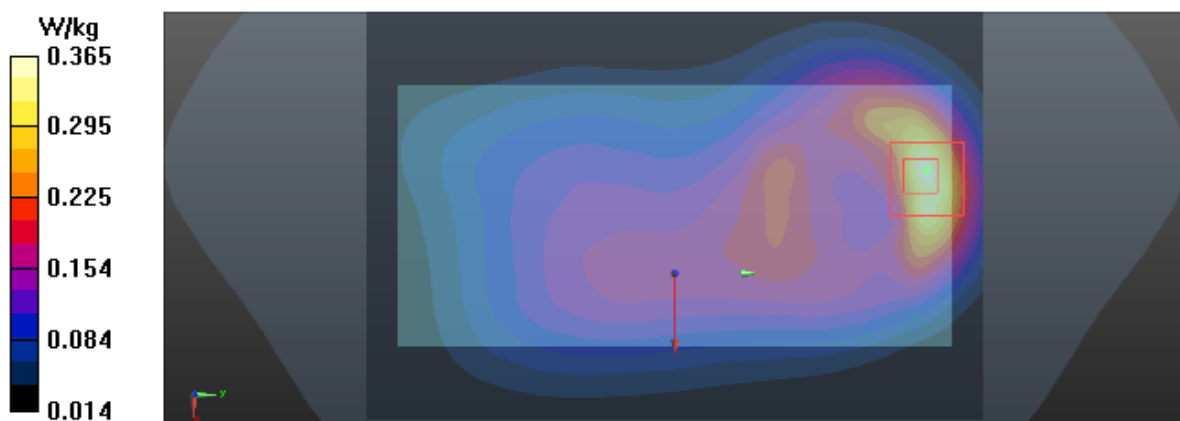
Zoom Scan (5x5x7)/Cube 0: Measurement grid: dx=8mm, dy=8mm, dz=5mm

Reference Value = 12.13 V/m; Power Drift = -0.08 dB

Peak SAR (extrapolated) = 0.560 W/kg

SAR(1 g) = 0.341 W/kg; SAR(10 g) = 0.199 W/kg

Maximum value of SAR (measured) = 0.365 W/kg



Test Laboratory: BTL Inc.

Date: 2018/8/29

T40_GSM 1900_GPRS 2TX_CH661_Bottom Side_1.0cm_ANT Main

DUT: JSN-L23;

Communication System: UID 0, GPRS 2TX (0); Frequency: 1880 MHz; Duty Cycle: 1:4

Medium parameters used: $f = 1880$ MHz; $\sigma = 1.536$ S/m; $\epsilon_r = 54.516$; $\rho = 1000$ kg/m³

Ambient Temperature: 23.3 °C; Liquid Temperature: 22.2 °C

DASY Configuration:

- Probe: EX3DV4 - SN7396; ConvF(7.96, 7.96, 7.96); Calibrated: 2018/5/29;
- Sensor-Surface: 4mm (Mechanical Surface Detection), $z = 1.0, 31.0$
- Electronics: DAE4 Sn1390; Calibrated: 2018/5/11
- Phantom: SAM Right; Type: Twin SAM; Serial: 1896
- DASY52 52.8.8(1258); SEMCAD X 14.6.10(7373)

Area Scan (6x9x1): Interpolated grid: dx=15 mm, dy=15 mm

Maximum value of SAR (interpolated) = 0.182 W/kg

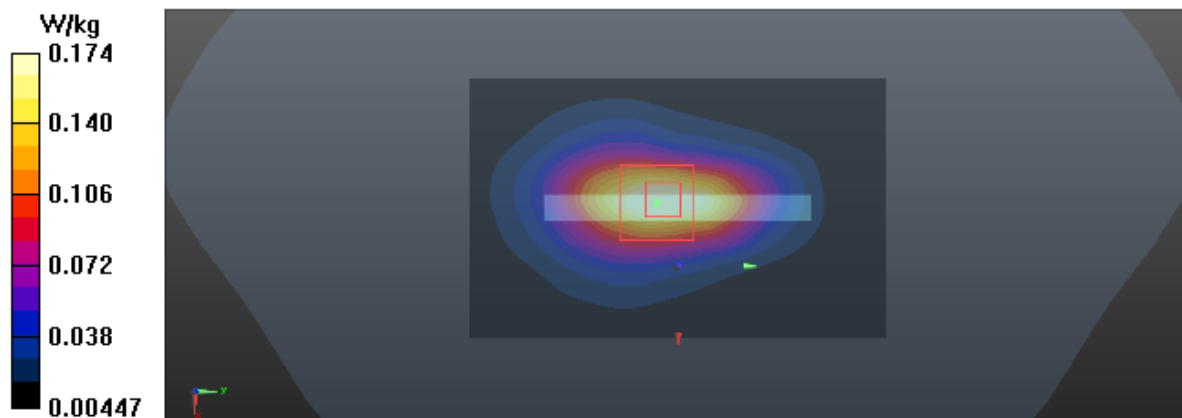
Zoom Scan (5x5x7)/Cube 0: Measurement grid: dx=8mm, dy=8mm, dz=5mm

Reference Value = 10.55 V/m; Power Drift = -0.07 dB

Peak SAR (extrapolated) = 0.249 W/kg

SAR(1 g) = 0.157 W/kg; SAR(10 g) = 0.090 W/kg

Maximum value of SAR (measured) = 0.174 W/kg



Test Laboratory: BTL Inc.

Date: 2018/8/12

T52_GSM 1900_GPRS2TX_CH661_Rear Face_1cm_Ant DIV

DUT: JSN-L23;

Communication System: UID 0, GPRS 2TX (0); Frequency: 1880 MHz; Duty Cycle: 1:4

Medium parameters used: $f = 1880$ MHz; $\sigma = 1.531$ S/m; $\epsilon_r = 53.588$; $\rho = 1000$ kg/m³

Ambient Temperature: 23.4 °C; Liquid Temperature: 22.6 °C

DASY Configuration:

- Probe: EX3DV4 - SN7396; ConvF(7.96, 7.96, 7.96); Calibrated: 2018/5/29;
- Sensor-Surface: 4mm (Mechanical Surface Detection), $z = 1.0, 31.0$
- Electronics: DAE4 Sn1390; Calibrated: 2018/5/11
- Phantom: SAM Right; Type: Twin SAM; Serial: 1896
- DASY52 52.8.8(1258); SEMCAD X 14.6.10(7373)

Area Scan (8x13x1): Interpolated grid: dx=15 mm, dy=15 mm

Maximum value of SAR (interpolated) = 0.0525 W/kg

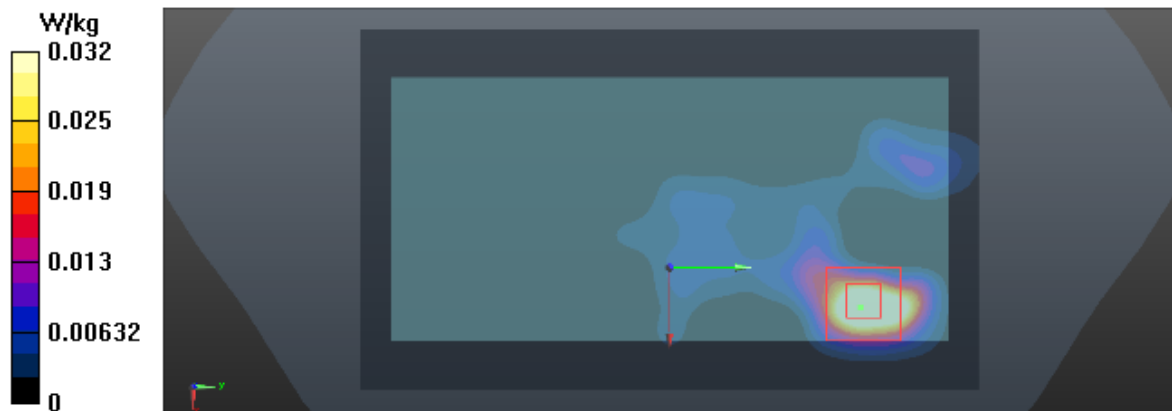
Zoom Scan (5x5x7)/Cube 0: Measurement grid: dx=8mm, dy=8mm, dz=5mm

Reference Value = 1.443 V/m; Power Drift = -0.10 dB

Peak SAR (extrapolated) = 0.0470 W/kg

SAR(1 g) = 0.027 W/kg; SAR(10 g) = 0.012 W/kg

Maximum value of SAR (measured) = 0.0316 W/kg



Test Laboratory: BTL Inc.

Date: 2018/8/29

T70_UMTS B2_RMC12.2K_CH9400_Bottom Side_1.0cm_ANT Main

DUT: JSN-L23;

Communication System: UID 0, UMTS-FDD(WCDMA) (0); Frequency: 1880 MHz; Duty Cycle: 1:1

Medium parameters used: $f = 1880$ MHz; $\sigma = 1.536$ S/m; $\epsilon_r = 54.516$; $\rho = 1000$ kg/m³

Ambient Temperature: 23.3 °C; Liquid Temperature: 22.2 °C

DASY Configuration:

- Probe: EX3DV4 - SN7396; ConvF(7.96, 7.96, 7.96); Calibrated: 2018/5/29;
- Sensor-Surface: 4mm (Mechanical Surface Detection), $z = 1.0, 31.0$
- Electronics: DAE4 Sn1390; Calibrated: 2018/5/11
- Phantom: SAM Right; Type: Twin SAM; Serial: 1896
- DASY52 52.8.8(1258); SEMCAD X 14.6.10(7373)

Area Scan (6x9x1): Interpolated grid: dx=15 mm, dy=15 mm

Maximum value of SAR (interpolated) = 0.384 W/kg

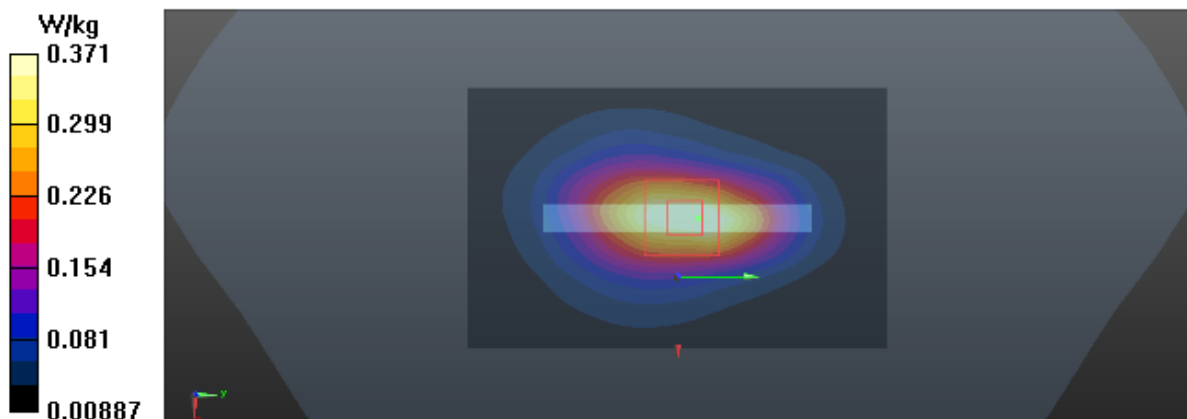
Zoom Scan (5x5x7)/Cube 0: Measurement grid: dx=8mm, dy=8mm, dz=5mm

Reference Value = 15.58 V/m; Power Drift = -0.05 dB

Peak SAR (extrapolated) = 0.533 W/kg

SAR(1 g) = 0.335 W/kg; SAR(10 g) = 0.193 W/kg

Maximum value of SAR (measured) = 0.371 W/kg



Test Laboratory: BTL Inc.

Date: 2018/8/12

T89_UMTS B2_RMC12.2K_CH9400_Rear Face_1.0cm_Ant DIV_Battery2

DUT: JSN-L23;

Communication System: UID 0, UMTS-FDD(WCDMA) (0); Frequency: 1880 MHz; Duty Cycle: 1:1

Medium parameters used: $f = 1880$ MHz; $\sigma = 1.531$ S/m; $\epsilon_r = 53.588$; $\rho = 1000$ kg/m³

Ambient Temperature: 23.4 °C; Liquid Temperature: 22.6 °C

DASY Configuration:

- Probe: EX3DV4 - SN7396; ConvF(7.96, 7.96, 7.96); Calibrated: 2018/5/29;
- Sensor-Surface: 4mm (Mechanical Surface Detection), $z = 1.0, 31.0$
- Electronics: DAE4 Sn1390; Calibrated: 2018/5/11
- Phantom: SAM Right; Type: Twin SAM; Serial: 1896
- DASY52 52.8.8(1258); SEMCAD X 14.6.10(7373)

Area Scan (8x13x1): Interpolated grid: dx=15 mm, dy=15 mm

Maximum value of SAR (interpolated) = 0.0557 W/kg

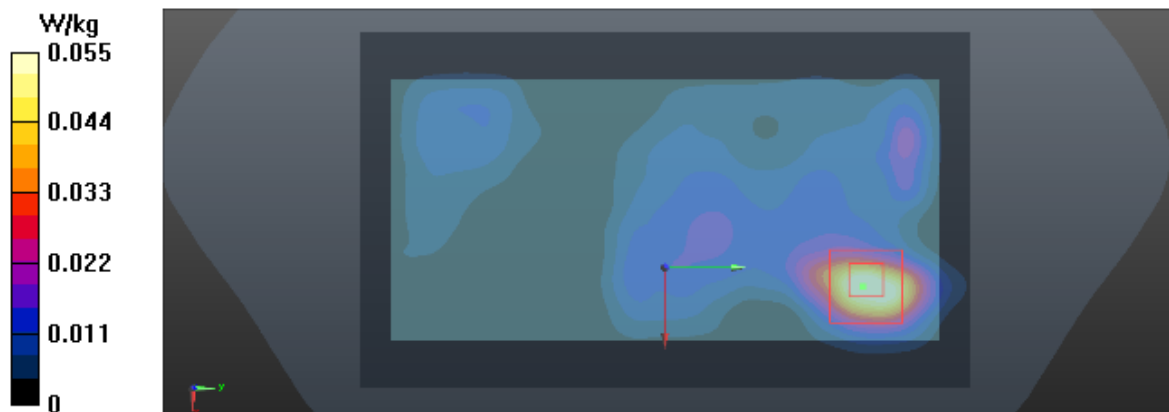
Zoom Scan (5x5x7)/Cube 0: Measurement grid: dx=8mm, dy=8mm, dz=5mm

Reference Value = 2.873 V/m; Power Drift = -0.08 dB

Peak SAR (extrapolated) = 0.0930 W/kg

SAR(1 g) = 0.047 W/kg; SAR(10 g) = 0.022 W/kg

Maximum value of SAR (measured) = 0.0547 W/kg



Test Laboratory: BTL Inc.

Date: 2018/8/30

T103_UMTS B4_RMC12.2K_CH1413_Bottom Side_1.0cm_Ant Main_SIM2

DUT: JSN-L23;

Communication System: UID 0, UMTS-FDD(WCDMA) (0); Frequency: 1732.6 MHz; Duty Cycle: 1:1

Medium parameters used: $f = 1733$ MHz; $\sigma = 1.478$ S/m; $\epsilon_r = 52.336$; $\rho = 1000$ kg/m³

Ambient Temperature: 23.1 °C; Liquid Temperature: 22.3 °C

DASY Configuration:

- Probe: EX3DV4 - SN7396; ConvF(8.2, 8.2, 8.2); Calibrated: 2018/5/29;
- Sensor-Surface: 4mm (Mechanical Surface Detection), $z = 1.0, 31.0$
- Electronics: DAE4 Sn1390; Calibrated: 2018/5/11
- Phantom: SAM Front; Type: Twin SAM; Serial: 1784
- DASY52 52.8.8(1258); SEMCAD X 14.6.10(7373)

Area Scan (6x9x1): Interpolated grid: dx=15 mm, dy=15 mm

Maximum value of SAR (interpolated) = 0.352 W/kg

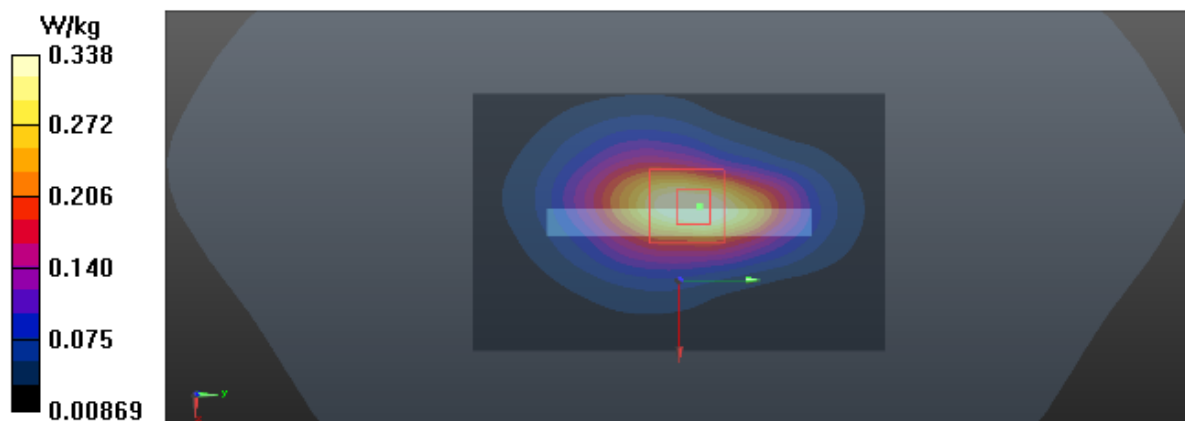
Zoom Scan (5x5x7)/Cube 0: Measurement grid: dx=8mm, dy=8mm, dz=5mm

Reference Value = 14.25 V/m; Power Drift = 0.08 dB

Peak SAR (extrapolated) = 0.477 W/kg

SAR(1 g) = 0.303 W/kg; SAR(10 g) = 0.176 W/kg

Maximum value of SAR (measured) = 0.338 W/kg



Test Laboratory: BTL Inc.

Date: 2018/8/19

T115_UMTS B4_RMC12.2K_CH1413_Top Side_1.0cm_Ant DIV

DUT: JSN-L23;

Communication System: UID 0, UMTS-FDD(WCDMA) (0); Frequency: 1732.6 MHz; Duty Cycle: 1:1

Medium parameters used: $f = 1733$ MHz; $\sigma = 1.509$ S/m; $\epsilon_r = 51.643$; $\rho = 1000$ kg/m³

Ambient Temperature: 23.3 °C; Liquid Temperature: 22.5 °C

DASY Configuration:

- Probe: EX3DV4 - SN7396; ConvF(8.2, 8.2, 8.2); Calibrated: 2018/5/29;
- Sensor-Surface: 4mm (Mechanical Surface Detection), $z = 1.0, 31.0$
- Electronics: DAE4 Sn1390; Calibrated: 2018/5/11
- Phantom: SAM Front; Type: Twin SAM; Serial: 1784
- DASY52 52.8.8(1258); SEMCAD X 14.6.10(7373)

Area Scan (51x81x1): Interpolated grid: $dx=1.500$ mm, $dy=1.500$ mm

Maximum value of SAR (interpolated) = 0.0838 W/kg

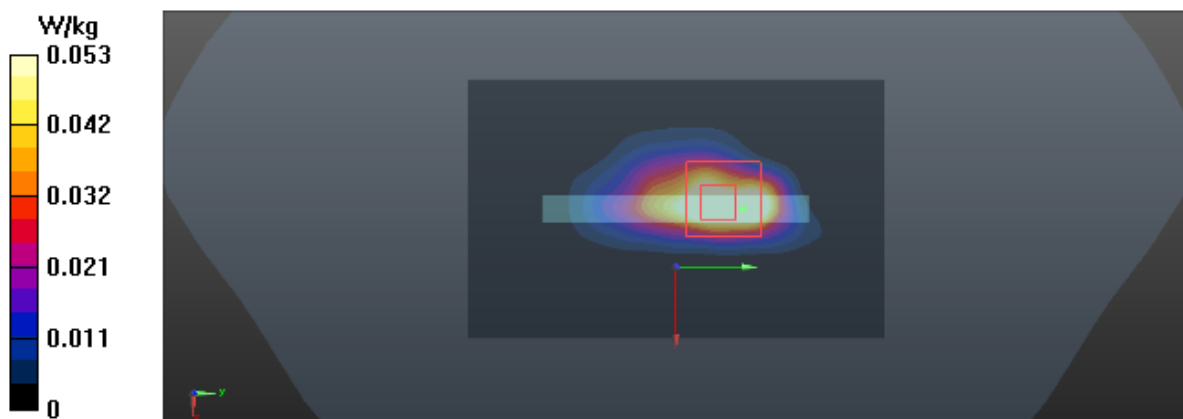
Zoom Scan (5x5x7)/Cube 0: Measurement grid: $dx=8$ mm, $dy=8$ mm, $dz=5$ mm

Reference Value = 5.061 V/m; Power Drift = -0.10 dB

Peak SAR (extrapolated) = 0.0740 W/kg

SAR(1 g) = 0.045 W/kg; SAR(10 g) = 0.023 W/kg

Maximum value of SAR (measured) = 0.0530 W/kg



Test Laboratory: BTL Inc.

Date: 2018/8/11

T131_UMTS B5_RMC12.2K_CH4182_Rear Face_1.0cm_Ant Main_SIM 2

DUT: JSN-L23;

Communication System: UID 0, UMTS-FDD(WCDMA) (0); Frequency: 836.4 MHz; Duty Cycle: 1:1

Medium parameters used (interpolated): $f = 836.4$ MHz; $\sigma = 0.962$ S/m; $\epsilon_r = 56.991$; $\rho = 1000$ kg/m³

Ambient Temperature: 23.3 °C; Liquid Temperature: 22.3 °C

DASY Configuration:

- Probe: EX3DV4 - SN7396; ConvF(9.89, 9.89, 9.89); Calibrated: 2018/5/29;
- Sensor-Surface: 4mm (Mechanical Surface Detection), $z = 1.0, 31.0$
- Electronics: DAE4 Sn1390; Calibrated: 2018/5/11
- Phantom: SAM Front; Type: Twin SAM; Serial: 1784
- DASY52 52.8.8(1258); SEMCAD X 14.6.10(7373)

Area Scan (9x13x1): Interpolated grid: dx=15 mm, dy=15 mm

Maximum value of SAR (interpolated) = 0.320 W/kg

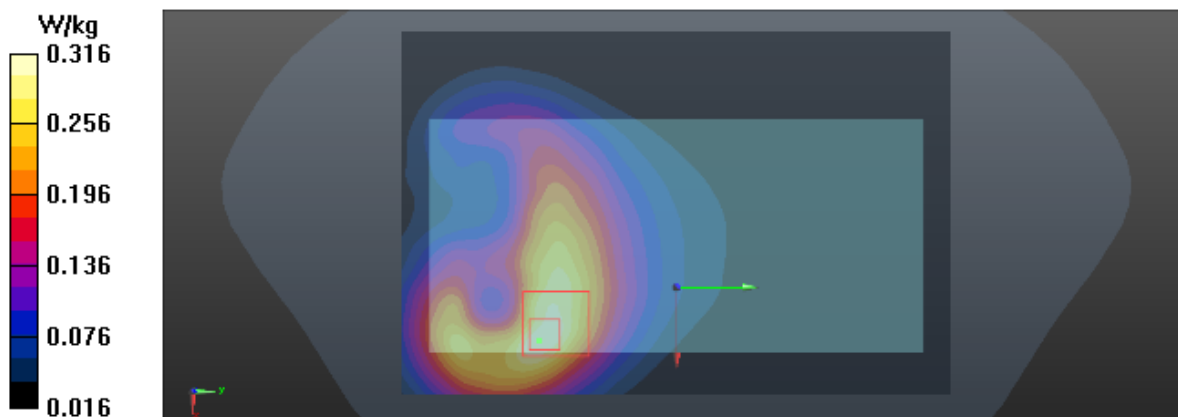
Zoom Scan (5x5x7)/Cube 0: Measurement grid: dx=8mm, dy=8mm, dz=5mm

Reference Value = 8.010 V/m; Power Drift = 0.04 dB

Peak SAR (extrapolated) = 0.488 W/kg

SAR(1 g) = 0.289 W/kg; SAR(10 g) = 0.182 W/kg

Maximum value of SAR (measured) = 0.316 W/kg



Test Laboratory: BTL Inc.

Date: 2018/8/11

T142_UMTS B5_RMC12.2K_CH4182_Rear Face_1.0cm_Ant DIV

DUT: JSN-L23;

Communication System: UID 0, UMTS-FDD(WCDMA) (0); Frequency: 836.4 MHz; Duty Cycle: 1:1

Medium parameters used (interpolated): $f = 836.4$ MHz; $\sigma = 0.962$ S/m; $\epsilon_r = 56.991$; $\rho = 1000$ kg/m³

Ambient Temperature: 23.3 °C; Liquid Temperature: 22.3 °C

DASY Configuration:

- Probe: EX3DV4 - SN7396; ConvF(9.89, 9.89, 9.89); Calibrated: 2018/5/29;
- Sensor-Surface: 4mm (Mechanical Surface Detection), $z = 1.0, 31.0$
- Electronics: DAE4 Sn1390; Calibrated: 2018/5/11
- Phantom: SAM Front; Type: Twin SAM; Serial: 1784
- DASY52 52.8.8(1258); SEMCAD X 14.6.10(7373)

Area Scan (9x13x1): Interpolated grid: dx=15 mm, dy=15 mm

Maximum value of SAR (interpolated) = 0.172 W/kg


Zoom Scan (5x5x7)/Cube 0: Measurement grid: dx=8mm, dy=8mm, dz=5mm

Reference Value = 9.008 V/m; Power Drift = -0.08 dB

Peak SAR (extrapolated) = 0.285 W/kg

SAR(1 g) = 0.174 W/kg; SAR(10 g) = 0.100 W/kg

Maximum value of SAR (measured) = 0.188 W/kg



Test Laboratory: BTL Inc.

Date: 2018/8/29

T166_LTE_B2_QPSK20M_CH18900_1RB_Bottom Side_1.0cm_ANT Main

DUT: JSN-L23;

Communication System: UID 0, LTE-FDD(1RB, 20MHz, QPSK) (0); Frequency: 1880 MHz; Duty Cycle: 1:1

Medium parameters used: $f = 1880$ MHz; $\sigma = 1.536$ S/m; $\epsilon_r = 54.516$; $\rho = 1000$ kg/m³

Ambient Temperature: 23.3 °C; Liquid Temperature: 22.2 °C

DASY Configuration:

- Probe: EX3DV4 - SN7396; ConvF(7.96, 7.96, 7.96); Calibrated: 2018/5/29;
- Sensor-Surface: 4mm (Mechanical Surface Detection), $z = 1.0, 31.0$
- Electronics: DAE4 Sn1390; Calibrated: 2018/5/11
- Phantom: SAM Right; Type: Twin SAM; Serial: 1896
- DASY52 52.8.8(1258); SEMCAD X 14.6.10(7373)

Area Scan (6x9x1): Interpolated grid: dx=15 mm, dy=15 mm

Maximum value of SAR (interpolated) = 0.389 W/kg

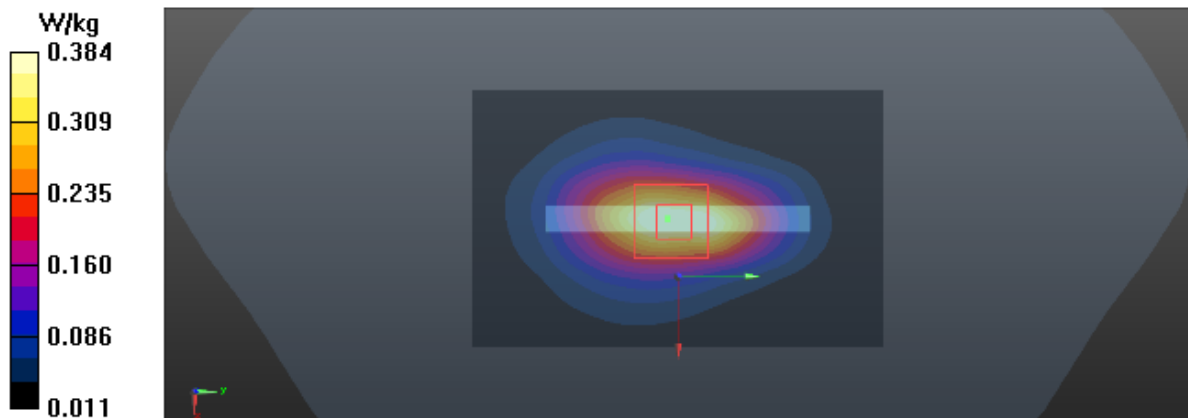
Zoom Scan (5x5x7)/Cube 0: Measurement grid: dx=8mm, dy=8mm, dz=5mm

Reference Value = 15.84 V/m; Power Drift = -0.09 dB

Peak SAR (extrapolated) = 0.544 W/kg

SAR(1 g) = 0.345 W/kg; SAR(10 g) = 0.199 W/kg

Maximum value of SAR (measured) = 0.384 W/kg



Test Laboratory: BTL Inc.

Date: 2018/8/18

T192_LTE B2_QPSK20M_CH18900_1RB_Rear Face_1.0cm_ANT DIV_Battery 2_SIM 2

DUT: JSN-L23;

Communication System: UID 0, LTE-FDD(1RB, 20MHz, QPSK) (0); Frequency: 1880 MHz; Duty Cycle: 1:1

Medium parameters used: $f = 1880$ MHz; $\sigma = 1.491$ S/m; $\epsilon_r = 51.084$; $\rho = 1000$ kg/m³

Ambient Temperature: 23.1 °C; Liquid Temperature: 22.4 °C

DASY Configuration:

- Probe: EX3DV4 - SN7396; ConvF(7.96, 7.96, 7.96); Calibrated: 2018/5/29;
- Sensor-Surface: 4mm (Mechanical Surface Detection), $z = 1.0, 31.0$
- Electronics: DAE4 Sn1390; Calibrated: 2018/5/11
- Phantom: SAM Right; Type: Twin SAM; Serial: 1896
- DASY52 52.8.8(1258); SEMCAD X 14.6.10(7373)

Area Scan (9x13x1): Interpolated grid: dx=15 mm, dy=15 mm

Maximum value of SAR (interpolated) = 0.190 W/kg

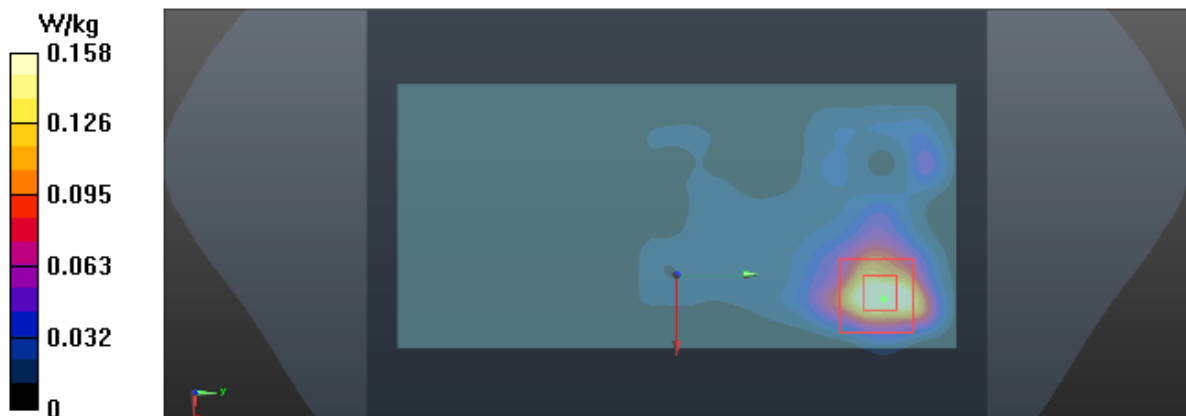
Zoom Scan (5x5x7)/Cube 0: Measurement grid: dx=8mm, dy=8mm, dz=5mm

Reference Value = 2.690 V/m; Power Drift = 0.04 dB

Peak SAR (extrapolated) = 0.321 W/kg

SAR(1 g) = 0.142 W/kg; SAR(10 g) = 0.061 W/kg

Maximum value of SAR (measured) = 0.158 W/kg



Test Laboratory: BTL Inc.

Date: 2018/8/30

T211_LTE B4_QPSK20M_CH20050_50RB_Bottom Side_1.0cm_Ant Main

DUT: JSN-L23;

Communication System: UID 0, LTE-FDD(50%RB, 20MHz, QPSK) (0); Frequency: 1720 MHz; Duty Cycle: 1:1

Medium parameters used: $f = 1720$ MHz; $\sigma = 1.469$ S/m; $\epsilon_r = 52.425$; $\rho = 1000$ kg/m³

Ambient Temperature: 23.1 °C; Liquid Temperature: 22.3 °C

DASY Configuration:

- Probe: EX3DV4 - SN7396; ConvF(8.2, 8.2, 8.2); Calibrated: 2018/5/29;
- Sensor-Surface: 4mm (Mechanical Surface Detection), $z = 1.0, 31.0$
- Electronics: DAE4 Sn1390; Calibrated: 2018/5/11
- Phantom: SAM Front; Type: Twin SAM; Serial: 1784
- DASY52 52.8.8(1258); SEMCAD X 14.6.10(7373)

Area Scan (6x9x1): Interpolated grid: dx=15 mm, dy=15 mm

Maximum value of SAR (interpolated) = 0.345 W/kg

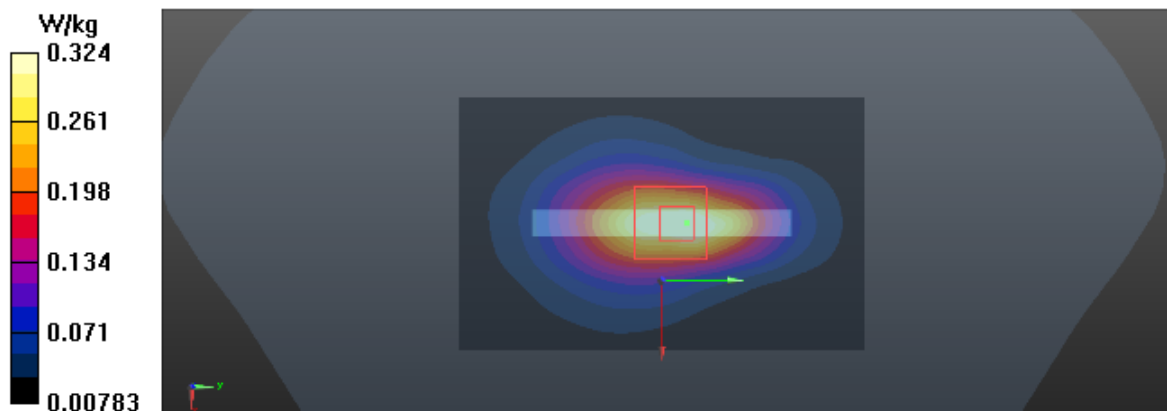
Zoom Scan (5x5x7)/Cube 0: Measurement grid: dx=8mm, dy=8mm, dz=5mm

Reference Value = 14.90 V/m; Power Drift = -0.15 dB

Peak SAR (extrapolated) = 0.460 W/kg

SAR(1 g) = 0.291 W/kg; SAR(10 g) = 0.169 W/kg

Maximum value of SAR (measured) = 0.324 W/kg



Test Laboratory: BTL Inc.

Date: 2018/8/19

T233_LTE_B4_QPSK20M_CH20300_1RB_Top Side_1.0cm_Ant_DIV_Battery2

DUT: JSN-L23;

Communication System: UID 0, LTE-FDD(1RB, 20MHz, QPSK) (0); Frequency: 1745 MHz; Duty Cycle: 1:1

Medium parameters used: $f = 1745$ MHz; $\sigma = 1.521$ S/m; $\epsilon_r = 51.596$; $\rho = 1000$ kg/m³

Ambient Temperature: 23.3 °C; Liquid Temperature: 22.5 °C

DASY Configuration:

- Probe: EX3DV4 - SN7396; ConvF(8.2, 8.2, 8.2); Calibrated: 2018/5/29;
- Sensor-Surface: 4mm (Mechanical Surface Detection), $z = 1.0, 31.0$
- Electronics: DAE4 Sn1390; Calibrated: 2018/5/11
- Phantom: SAM Front; Type: Twin SAM; Serial: 1784
- DASY52 52.8.8(1258); SEMCAD X 14.6.10(7373)

Area Scan (6x9x1): Interpolated grid: dx=15 mm, dy=15 mm

Maximum value of SAR (interpolated) = 0.0864 W/kg

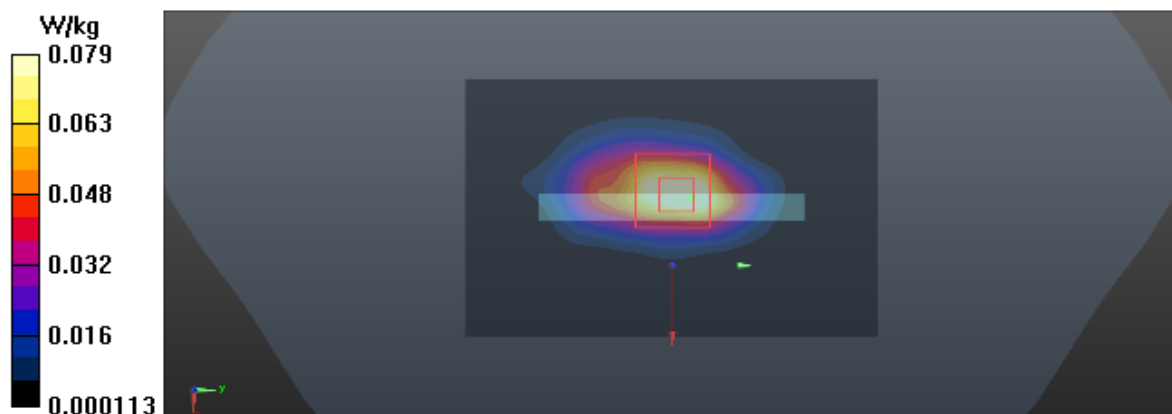
Zoom Scan (5x5x7)/Cube 0: Measurement grid: dx=8mm, dy=8mm, dz=5mm

Reference Value = 6.889 V/m; Power Drift = 0.19 dB

Peak SAR (extrapolated) = 0.129 W/kg

SAR(1 g) = 0.071 W/kg; SAR(10 g) = 0.036 W/kg

Maximum value of SAR (measured) = 0.0792 W/kg



Test Laboratory: BTL Inc.

Date: 2018/8/11

T252_LTE_B5_QPSK10M_CH20450_25RB_Rear_Face_1.0cm_Ant_Main_SIM2

DUT: JSN-L23;

Communication System: UID 0, LTE-FDD(50% RB, 10MHz, QPSK) (0); Frequency: 829 MHz; Duty Cycle: 1:1

Medium parameters used: $f = 829$ MHz; $\sigma = 0.954$ S/m; $\epsilon_r = 57.053$; $\rho = 1000$ kg/m³

Ambient Temperature: 23.3 °C; Liquid Temperature: 22.3 °C

DASY Configuration:

- Probe: EX3DV4 - SN7396; ConvF(9.89, 9.89, 9.89); Calibrated: 2018/5/29;
- Sensor-Surface: 4mm (Mechanical Surface Detection), $z = 1.0, 31.0$
- Electronics: DAE4 Sn1390; Calibrated: 2018/5/11
- Phantom: SAM Front; Type: Twin SAM; Serial: 1784
- DASY52 52.8.8(1258); SEMCAD X 14.6.10(7373)

Area Scan (9x13x1): Interpolated grid: dx=15 mm, dy=15 mm

Maximum value of SAR (interpolated) = 0.311 W/kg

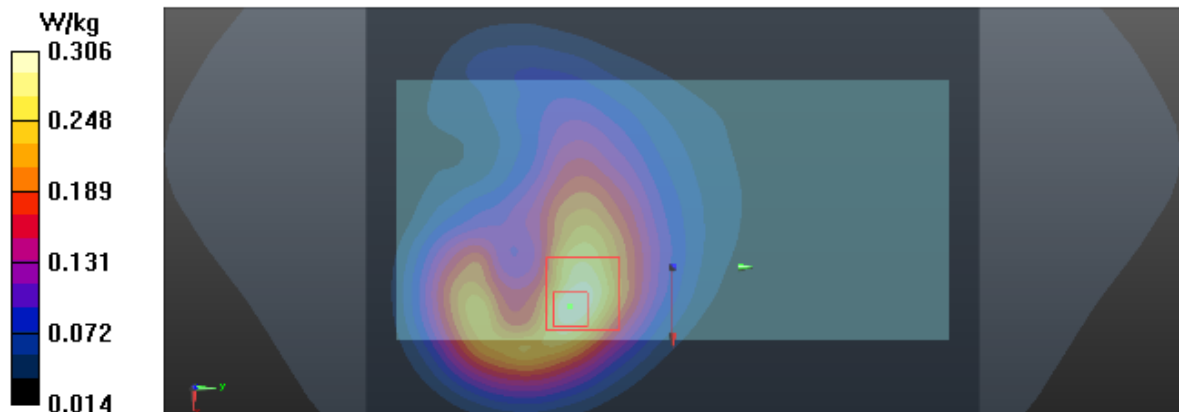
Zoom Scan (5x5x7)/Cube 0: Measurement grid: dx=8mm, dy=8mm, dz=5mm

Reference Value = 9.331 V/m; Power Drift = -0.11 dB

Peak SAR (extrapolated) = 0.488 W/kg

SAR(1 g) = 0.279 W/kg; SAR(10 g) = 0.167 W/kg

Maximum value of SAR (measured) = 0.306 W/kg



Test Laboratory: BTL Inc.

Date: 2018/8/11

T263_LTE_B5_QPSK10M_CH20450_1RB_Rear Face_1cm_Ant DIV

DUT: JSN-L23;

Communication System: UID 0, LTE-FDD(1RB, 10MHz, QPSK) (0); Frequency: 829 MHz; Duty Cycle: 1:1

Medium parameters used: $f = 829$ MHz; $\sigma = 0.954$ S/m; $\epsilon_r = 57.053$; $\rho = 1000$ kg/m³

Ambient Temperature: 23.3 °C; Liquid Temperature: 22.3 °C

DASY Configuration:

- Probe: EX3DV4 - SN7396; ConvF(9.89, 9.89, 9.89); Calibrated: 2018/5/29;
- Sensor-Surface: 4mm (Mechanical Surface Detection), $z = 1.0, 31.0$
- Electronics: DAE4 Sn1390; Calibrated: 2018/5/11
- Phantom: SAM Front; Type: Twin SAM; Serial: 1784
- DASY52 52.8.8(1258); SEMCAD X 14.6.10(7373)

Area Scan (9x13x1): Interpolated grid: dx=15 mm, dy=15 mm

Maximum value of SAR (interpolated) = 0.307 W/kg


Zoom Scan (5x5x7)/Cube 0: Measurement grid: dx=8mm, dy=8mm, dz=5mm

Reference Value = 11.51 V/m; Power Drift = -0.07 dB

Peak SAR (extrapolated) = 0.460 W/kg

SAR(1 g) = 0.282 W/kg; SAR(10 g) = 0.165 W/kg

Maximum value of SAR (measured) = 0.307 W/kg



Test Laboratory: BTL Inc.

Date: 2018/8/13

T291_LTE B7_QPSK20M_CH20850_50RB_Bottom Side_1.0cm_Ant Main

DUT: JSN-L23;

Communication System: UID 0, LTE-FDD(50% RB, 20MHz, QPSK) (0); Frequency: 2510 MHz; Duty Cycle: 1:1

Medium parameters used: $f = 2510$ MHz; $\sigma = 2.124$ S/m; $\epsilon_r = 52.385$; $\rho = 1000$ kg/m³

Ambient Temperature: 23.2 °C; Liquid Temperature: 22.3 °C

DASY Configuration:

- Probe: EX3DV4 - SN7396; ConvF(7.7, 7.7, 7.7); Calibrated: 2018/5/29;
- Sensor-Surface: 4mm (Mechanical Surface Detection), $z = 1.0, 31.0$
- Electronics: DAE4 Sn1390; Calibrated: 2018/5/11
- Phantom: SAM Right; Type: Twin SAM; Serial: 1896
- DASY52 52.8.8(1258); SEMCAD X 14.6.10(7373)

Area Scan (7x11x1): Interpolated grid: dx=12 mm, dy=12 mm

Maximum value of SAR (interpolated) = 0.289 W/kg

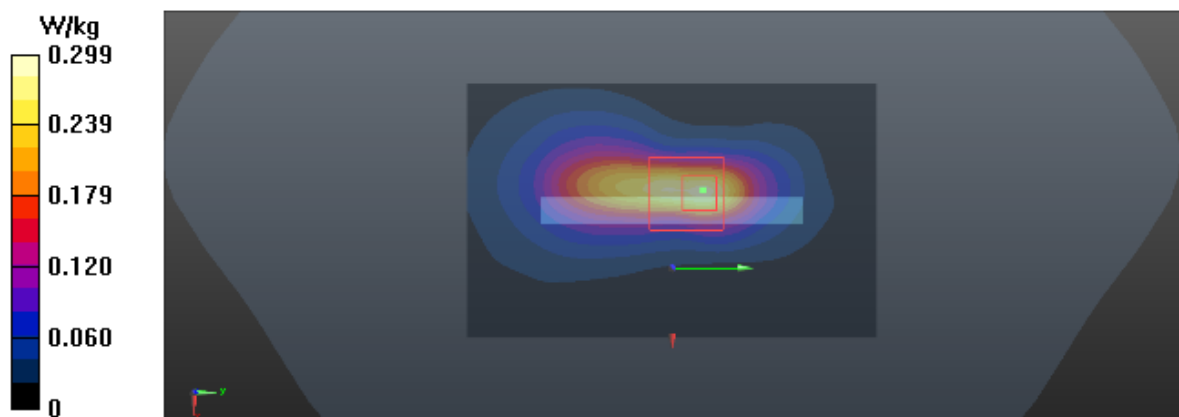
Zoom Scan (7x7x7)/Cube 0: Measurement grid: dx=5mm, dy=5mm, dz=5mm

Reference Value = 9.921 V/m; Power Drift = 0.03 dB

Peak SAR (extrapolated) = 0.506 W/kg

SAR(1 g) = 0.255 W/kg; SAR(10 g) = 0.119 W/kg

Maximum value of SAR (measured) = 0.299 W/kg



Test Laboratory: BTL Inc.

Date: 2018/8/13

T303_LTE_B7_QPSK20M_CH20850_1RB_Rear Face_1.0cm_Ant DIV

DUT: JSN-L23;

Communication System: UID 0, LTE-FDD(1RB, 20MHz, QPSK) (0); Frequency: 2510 MHz; Duty Cycle: 1:1

Medium parameters used: $f = 2510$ MHz; $\sigma = 2.124$ S/m; $\epsilon_r = 52.385$; $\rho = 1000$ kg/m³

Ambient Temperature: 23.2 °C; Liquid Temperature: 22.3 °C

DASY Configuration:

- Probe: EX3DV4 - SN7396; ConvF(7.7, 7.7, 7.7); Calibrated: 2018/5/29;
- Sensor-Surface: 4mm (Mechanical Surface Detection), $z = 1.0, 31.0$
- Electronics: DAE4 Sn1390; Calibrated: 2018/5/11
- Phantom: SAM Right; Type: Twin SAM; Serial: 1896
- DASY52 52.8.8(1258); SEMCAD X 14.6.10(7373)

Area Scan (10x16x1): Interpolated grid: $dx=12$ mm, $dy=12$ mm

Maximum value of SAR (interpolated) = 0.116 W/kg


Zoom Scan (7x7x7)/Cube 0: Measurement grid: $dx=5$ mm, $dy=5$ mm, $dz=5$ mm

Reference Value = 1.131 V/m; Power Drift = 0.19 dB

Peak SAR (extrapolated) = 0.191 W/kg

SAR(1 g) = 0.090 W/kg; SAR(10 g) = 0.043 W/kg

Maximum value of SAR (measured) = 0.155 W/kg



Test Laboratory: BTL Inc.

Date: 2018/9/8

T333_LTE_B41_QPSK20M_CH41140_1RB_Bottom Side_1.0cm_ANT_Main_Battery2

DUT: JSN-L23;

Communication System: UID 0, LTE-TDD (SC-FDMA, 1 RB, 20MHz, QPSK) (0); Frequency: 2645 MHz; Duty Cycle: 1:1.58

Medium parameters used: $f = 2645$ MHz; $\sigma = 2.273$ S/m; $\epsilon_r = 52.298$; $\rho = 1000$ kg/m³

Ambient Temperature: 23.5 °C; Liquid Temperature: 22.4 °C

DASY Configuration:

- Probe: EX3DV4 - SN7396; ConvF(7.3, 7.3, 7.3); Calibrated: 2018/5/29;
- Sensor-Surface: 4mm (Mechanical Surface Detection), $z = 1.0, 31.0$
- Electronics: DAE4 Sn1390; Calibrated: 2018/5/11
- Phantom: SAM Right; Type: Twin SAM; Serial: 1896
- DASY52 52.8.8(1258); SEMCAD X 14.6.10(7373)

Area Scan (7x11x1): Interpolated grid: dx=12 mm, dy=12 mm

Maximum value of SAR (interpolated) = 0.303 W/kg

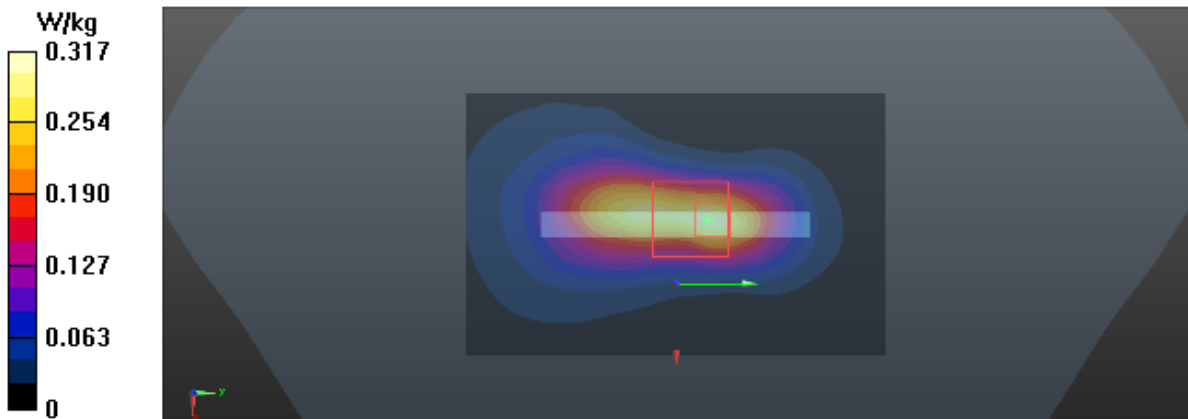
Zoom Scan (7x7x7)/Cube 0: Measurement grid: dx=5mm, dy=5mm, dz=5mm

Reference Value = 11.32 V/m; Power Drift = -0.01 dB

Peak SAR (extrapolated) = 0.542 W/kg

SAR(1 g) = 0.272 W/kg; SAR(10 g) = 0.129 W/kg

Maximum value of SAR (measured) = 0.317 W/kg



Test Laboratory: BTL Inc.

Date: 2018/8/13

T352_LTE B41_QPSK20M_CH40240_1RB_Rear Face_1.0cm_Ant_DIV_SIM2

DUT: JSN-L23;

Communication System: UID 0, LTE-TDD (SC-FDMA, 1 RB, 20MHz, QPSK) (0); Frequency: 2555 MHz; Duty Cycle: 1:1.58

Medium parameters used: $f = 2555$ MHz; $\sigma = 2.177$ S/m; $\epsilon_r = 52.237$; $\rho = 1000$ kg/m³

Ambient Temperature: 23.2 °C; Liquid Temperature: 22.3 °C

DASY Configuration:

- Probe: EX3DV4 - SN7396; ConvF(7.3, 7.3, 7.3); Calibrated: 2018/5/29;
- Sensor-Surface: 4mm (Mechanical Surface Detection), $z = 1.0, 31.0$
- Electronics: DAE4 Sn1390; Calibrated: 2018/5/11
- Phantom: SAM Right; Type: Twin SAM; Serial: 1896
- DASY52 52.8.8(1258); SEMCAD X 14.6.10(7373)

Area Scan (10x16x1): Interpolated grid: dx=12 mm, dy=12 mm

Maximum value of SAR (interpolated) = 0.195 W/kg

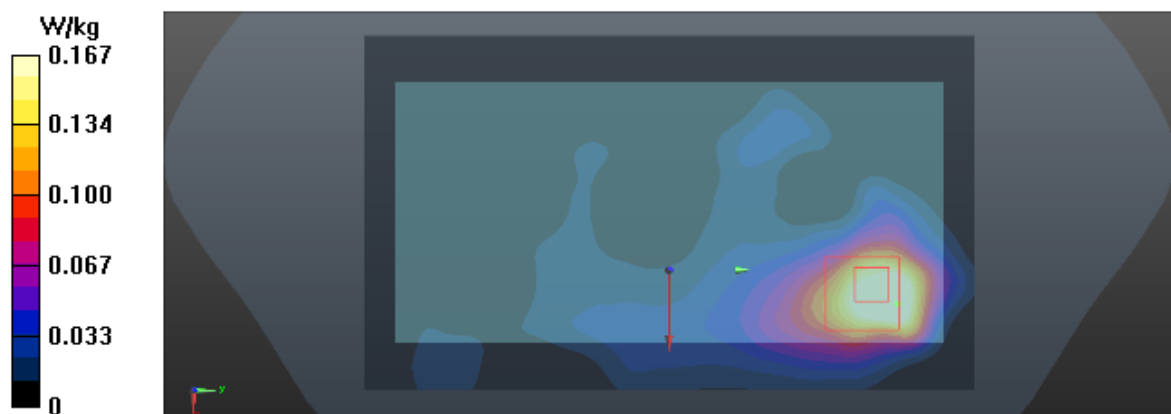
Zoom Scan (7x7x7)/Cube 0: Measurement grid: dx=5mm, dy=5mm, dz=5mm

Reference Value = 0.9670 V/m; Power Drift = 0.13 dB

Peak SAR (extrapolated) = 0.288 W/kg

SAR(1 g) = 0.144 W/kg; SAR(10 g) = 0.071 W/kg

Maximum value of SAR (measured) = 0.167 W/kg



Test Laboratory: BTL Inc.

Date: 2018/8/18

T665_802.11b_CH11_Rear Face_1.0cm

DUT: JSN-L23;

Communication System: UID 0, IEEE 802.11b WiFi 2.4GHz (DSSS, 1Mbps) (0); Frequency: 2462 MHz; Duty Cycle: 1:1

Medium parameters used: $f = 2462$ MHz; $\sigma = 1.999$ S/m; $\epsilon_r = 51.348$; $\rho = 1000$ kg/m³

Ambient Temperature: 23.2 °C; Liquid Temperature: 22.4 °C

DASY Configuration:

- Probe: EX3DV4 - SN7396; ConvF(7.7, 7.7, 7.7); Calibrated: 2018/5/29;
- Sensor-Surface: 4mm (Mechanical Surface Detection), $z = 1.0, 31.0$
- Electronics: DAE4 Sn1390; Calibrated: 2018/5/11
- Phantom: SAM Right; Type: Twin SAM; Serial: 1896
- DASY52 52.8.8(1258); SEMCAD X 14.6.10(7373)

Area Scan (10x16x1): Interpolated grid: $dx=12$ mm, $dy=12$ mm

Maximum value of SAR (interpolated) = 0.0829 W/kg

Zoom Scan (7x7x7)/Cube 0: Measurement grid: $dx=5$ mm, $dy=5$ mm, $dz=5$ mm

Reference Value = 1.359 V/m; Power Drift = 0.07 dB

Peak SAR (extrapolated) = 0.130 W/kg

SAR(1 g) = 0.072 W/kg; SAR(10 g) = 0.034 W/kg

Maximum value of SAR (measured) = 0.0780 W/kg

