

Test Laboratory: BTL Inc.

Date: 2018/8/5

System Check_H835_0805

DUT: Dipole 835 MHz D835V2;SN:4d160;

Communication System: UID 0, CW (0); Frequency: 835 MHz; Duty Cycle: 1:1

Medium parameters used: $f = 835$ MHz; $\sigma = 0.887$ S/m; $\epsilon_r = 42.467$; $\rho = 1000$ kg/m³

Ambient Temperature: 23.2 °C; Liquid Temperature: 22.5 °C

DASY Configuration:

- Probe: EX3DV4 - SN7396; ConvF(9.88, 9.88, 9.88); Calibrated: 2018/5/29;
- Sensor-Surface: 4mm (Mechanical Surface Detection), $z = 1.0, 31.0$
- Electronics: DAE4 Sn1390; Calibrated: 2018/5/11
- Phantom: SAM Front; Type: Twin SAM; Serial: 1784
- DASY52 52.8.8(1258); SEMCAD X 14.6.10(7373)

Area Scan (6x13x1): Interpolated grid: dx=15 mm, dy=15 mm

Maximum value of SAR (interpolated) = 3.29 W/kg

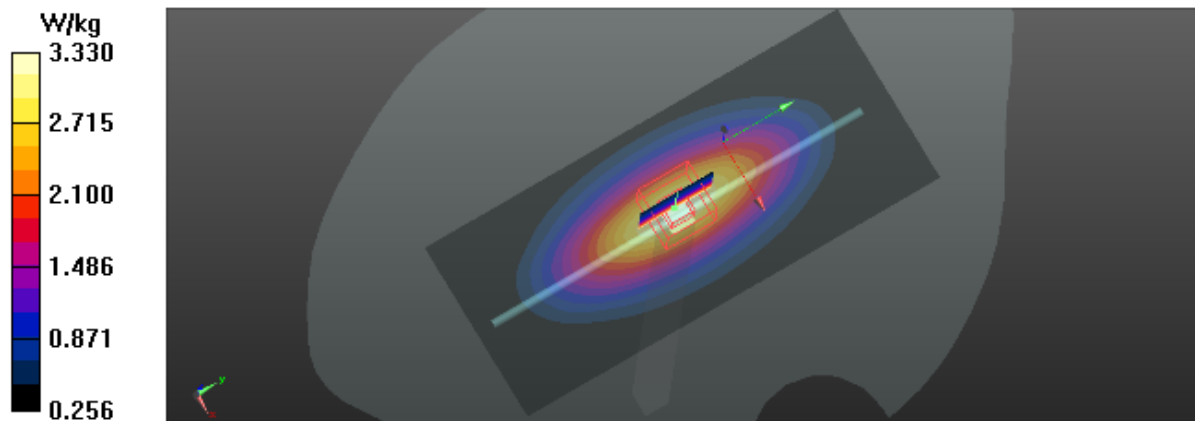
Zoom Scan (5x5x7)/Cube 0: Measurement grid: dx=8mm, dy=8mm, dz=5mm

Reference Value = 59.42 V/m; Power Drift = 0.02 dB

Peak SAR (extrapolated) = 3.79 W/kg

SAR(1 g) = 2.39 W/kg; SAR(10 g) = 1.58 W/kg

Maximum value of SAR (measured) = 3.33 W/kg



Test Laboratory: BTL Inc.

Date: 2018/8/20

System Check_H1750_0820

DUT: Dipole 1750 MHz D1750V2;SN:1101;

Communication System: UID 0, CW (0); Frequency: 1750 MHz; Duty Cycle: 1:1

Medium parameters used: $f = 1750$ MHz; $\sigma = 1.414$ S/m; $\epsilon_r = 41.384$; $\rho = 1000$ kg/m³

Ambient Temperature: 23.2 °C; Liquid Temperature: 22.4 °C

DASY Configuration:

- Probe: EX3DV4 - SN7396; ConvF(8.64, 8.64, 8.64); Calibrated: 2018/5/29;
- Sensor-Surface: 4mm (Mechanical Surface Detection), $z = 1.0, 31.0$
- Electronics: DAE4 Sn1390; Calibrated: 2018/5/11
- Phantom: SAM Front; Type: Twin SAM; Serial: 1784
- DASY52 52.8.8(1258); SEMCAD X 14.6.10(7373)

Area Scan (6x7x1): Interpolated grid: dx=15 mm, dy=15 mm

Maximum value of SAR (interpolated) = 14.1 W/kg


Zoom Scan (5x5x7)/Cube 0: Measurement grid: dx=8mm, dy=8mm, dz=5mm

Reference Value = 98.53 V/m; Power Drift = -0.03 dB

Peak SAR (extrapolated) = 16.5 W/kg

SAR(1 g) = 9.25 W/kg; SAR(10 g) = 4.89 W/kg

Maximum value of SAR (measured) = 13.1 W/kg



Test Laboratory: BTL Inc.

Date: 2018/8/6

System Check_H1900_0806

DUT: Dipole 1900 MHz D1900V2;SN:5d179;

Communication System: UID 0, CW (0); Frequency: 1900 MHz; Duty Cycle: 1:1

Medium parameters used: $f = 1900$ MHz; $\sigma = 1.425$ S/m; $\epsilon_r = 39.171$; $\rho = 1000$ kg/m³

Ambient Temperature: 23.3 °C; Liquid Temperature: 22.3 °C

DASY Configuration:

- Probe: EX3DV4 - SN7396; ConvF(8.2, 8.2, 8.2); Calibrated: 2018/5/29;
- Sensor-Surface: 4mm (Mechanical Surface Detection), $z = 1.0, 31.0$
- Electronics: DAE4 Sn1390; Calibrated: 2018/5/11
- Phantom: SAM Right; Type: Twin SAM; Serial: 1896
- DASY52 52.8.8(1258); SEMCAD X 14.6.10(7373)

Area Scan (6x7x1): Interpolated grid: dx=15 mm, dy=15 mm

Maximum value of SAR (interpolated) = 15.5 W/kg


Zoom Scan (5x5x7)/Cube 0: Measurement grid: dx=8mm, dy=8mm, dz=5mm

Reference Value = 95.50 V/m; Power Drift = 0.12 dB

Peak SAR (extrapolated) = 17.5 W/kg

SAR(1 g) = 9.62 W/kg; SAR(10 g) = 5.03 W/kg

Maximum value of SAR (measured) = 14.8 W/kg



Test Laboratory: BTL Inc.

Date: 2018/8/20

System Check_H1900_0820

DUT: Dipole 1900 MHz D1900V2;SN:5d179;

Communication System: UID 0, CW (0); Frequency: 1900 MHz; Duty Cycle: 1:1

Medium parameters used: $f = 1900$ MHz; $\sigma = 1.429$ S/m; $\epsilon_r = 40.369$; $\rho = 1000$ kg/m³

Ambient Temperature: 23.3 °C; Liquid Temperature: 22.4 °C

DASY Configuration:

- Probe: EX3DV4 - SN7396; ConvF(8.2, 8.2, 8.2); Calibrated: 2018/5/29;
- Sensor-Surface: 4mm (Mechanical Surface Detection), $z = 1.0, 31.0$
- Electronics: DAE4 Sn1390; Calibrated: 2018/5/11
- Phantom: SAM Right; Type: Twin SAM; Serial: 1896
- DASY52 52.8.8(1258); SEMCAD X 14.6.10(7373)

Area Scan (6x7x1): Interpolated grid: dx=15 mm, dy=15 mm

Maximum value of SAR (interpolated) = 16.8 W/kg

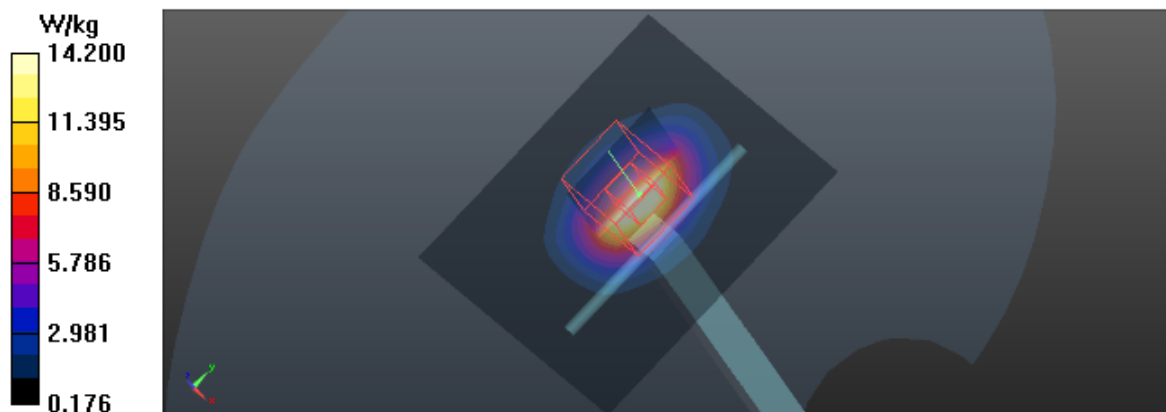
Zoom Scan (5x5x7)/Cube 0: Measurement grid: dx=8mm, dy=8mm, dz=5mm

Reference Value = 99.41 V/m; Power Drift = -0.03 dB

Peak SAR (extrapolated) = 16.9 W/kg

SAR(1 g) = 9.41 W/kg; SAR(10 g) = 4.75 W/kg

Maximum value of SAR (measured) = 14.2 W/kg



Test Laboratory: BTL Inc.

Date: 2018/8/7

System Check_H2450_0807

DUT: Dipole 2450 MHz D2450V2;SN:919;

Communication System: UID 0, CW (0); Frequency: 2450 MHz; Duty Cycle: 1:1

Medium parameters used: $f = 2450$ MHz; $\sigma = 1.878$ S/m; $\epsilon_r = 38.208$; $\rho = 1000$ kg/m³

Ambient Temperature: 23.2 °C; Liquid Temperature: 22.2 °C

DASY Configuration:

- Probe: EX3DV4 - SN7396; ConvF(7.8, 7.8, 7.8); Calibrated: 2018/5/29;
- Sensor-Surface: 4mm (Mechanical Surface Detection), $z = 1.0, 31.0$
- Electronics: DAE4 Sn1390; Calibrated: 2018/5/11
- Phantom: SAM Right; Type: Twin SAM; Serial: 1896
- DASY52 52.8.8(1258); SEMCAD X 14.6.10(7373)

Area Scan (7x7x1): Interpolated grid: dx=12 mm, dy=12 mm

Maximum value of SAR (interpolated) = 18.5 W/kg

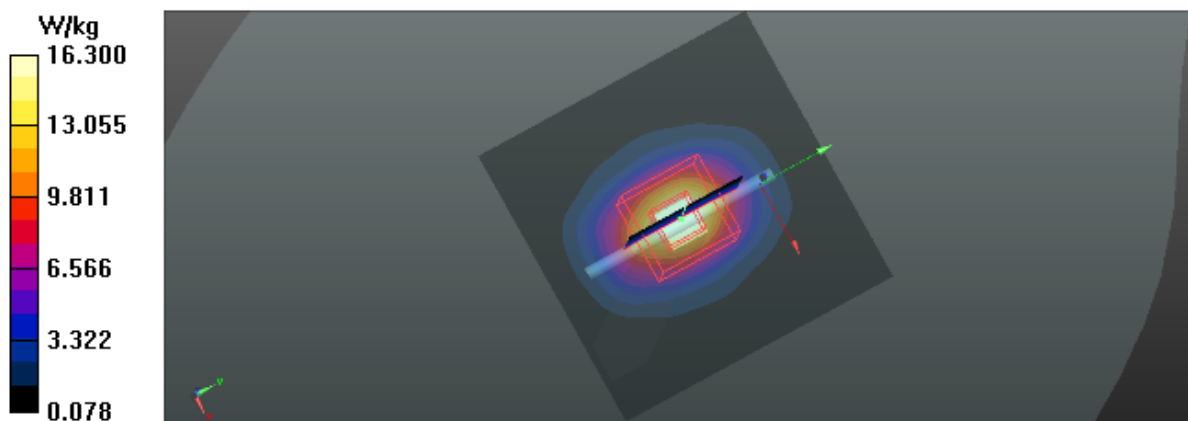
Zoom Scan (7x7x7)/Cube 0: Measurement grid: dx=5mm, dy=5mm, dz=5mm

Reference Value = 109.3 V/m; Power Drift = -0.04 dB

Peak SAR (extrapolated) = 30.9 W/kg

SAR(1 g) = 13.61 W/kg; SAR(10 g) = 5.91 W/kg

Maximum value of SAR (measured) = 16.3 W/kg



Test Laboratory: BTL Inc.

Date: 2018/8/7

System Check_H2600_0807

DUT: Dipole 2600 MHz D2600V2;SN:1067;

Communication System: UID 0, CW (0); Frequency: 2600 MHz; Duty Cycle: 1:1

Medium parameters used: $f = 2600$ MHz; $\sigma = 2.024$ S/m; $\epsilon_r = 38.631$; $\rho = 1000$ kg/m³

Ambient Temperature: 23.4 °C; Liquid Temperature: 22.3 °C

DASY Configuration:

- Probe: EX3DV4 - SN7396; ConvF(7.5, 7.5, 7.5); Calibrated: 2018/5/29;
- Sensor-Surface: 4mm (Mechanical Surface Detection), $z = 1.0, 31.0$
- Electronics: DAE4 Sn1390; Calibrated: 2018/5/11
- Phantom: SAM Right; Type: Twin SAM; Serial: 1896
- DASY52 52.8.8(1258); SEMCAD X 14.6.10(7373)

Area Scan (7x8x1): Interpolated grid: dx=12 mm, dy=12 mm

Maximum value of SAR (interpolated) = 24.5 W/kg


Zoom Scan (7x7x7)/Cube 0: Measurement grid: dx=5mm, dy=5mm, dz=5mm

Reference Value = 106.4 V/m; Power Drift = -0.06 dB

Peak SAR (extrapolated) = 29.8 W/kg

SAR(1 g) = 13.8 W/kg; SAR(10 g) = 6.1 W/kg

Maximum value of SAR (measured) = 21.6 W/kg



Test Laboratory: BTL Inc.

Date: 2018/9/7

System Check_H2600_0907

DUT: Dipole 2600 MHz D2600V2;SN:1067;

Communication System: UID 0, CW (0); Frequency: 2600 MHz; Duty Cycle: 1:1

Medium parameters used: $f = 2600$ MHz; $\sigma = 2.027$ S/m; $\epsilon_r = 38.946$; $\rho = 1000$ kg/m³

Ambient Temperature: 23.2 °C; Liquid Temperature: 22.3 °C

DASY Configuration:

- Probe: EX3DV4 - SN7396; ConvF(7.5, 7.5, 7.5); Calibrated: 2018/5/29;
- Sensor-Surface: 4mm (Mechanical Surface Detection), $z = 1.0, 31.0$
- Electronics: DAE4 Sn1390; Calibrated: 2018/5/11
- Phantom: SAM Right; Type: Twin SAM; Serial: 1896
- DASY52 52.8.8(1258); SEMCAD X 14.6.10(7373)

Area Scan (7x8x1): Interpolated grid: $dx=12$ mm, $dy=12$ mm

Maximum value of SAR (interpolated) = 25.1 W/kg

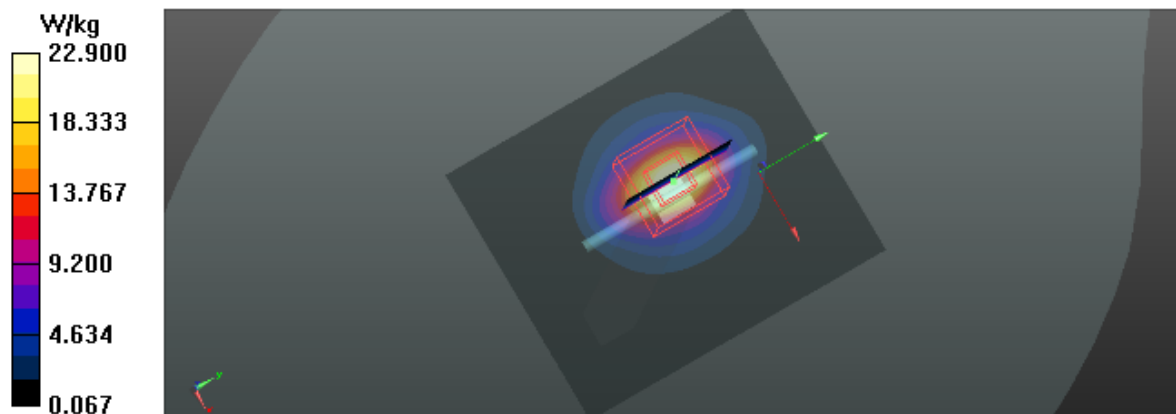
Zoom Scan (7x7x7)/Cube 0: Measurement grid: $dx=5$ mm, $dy=5$ mm, $dz=5$ mm

Reference Value = 91.49 V/m; Power Drift = 0.08 dB

Peak SAR (extrapolated) = 31.4 W/kg

SAR(1 g) = 14.6 W/kg; SAR(10 g) = 6.41 W/kg

Maximum value of SAR (measured) = 22.9 W/kg



Test Laboratory: BTL Inc.

Date: 2018/8/11

System Check_B835_0811

DUT: Dipole 835 MHz D835V2;SN:4d160;

Communication System: UID 0, CW (0); Frequency: 835 MHz; Duty Cycle: 1:1

Medium parameters used: $f = 835$ MHz; $\sigma = 0.96$ S/m; $\epsilon_r = 57.003$; $\rho = 1000$ kg/m³

Ambient Temperature: 23.3 °C; Liquid Temperature: 22.3 °C

DASY Configuration:

- Probe: EX3DV4 - SN7396; ConvF(9.89, 9.89, 9.89); Calibrated: 2018/5/29;
- Sensor-Surface: 4mm (Mechanical Surface Detection), $z = 1.0, 31.0$
- Electronics: DAE4 Sn1390; Calibrated: 2018/5/11
- Phantom: SAM Front; Type: Twin SAM; Serial: 1784
- DASY52 52.8.8(1258); SEMCAD X 14.6.10(7373)

Area Scan (7x13x1): Interpolated grid: $dx=15$ mm, $dy=15$ mm

Maximum value of SAR (interpolated) = 3.09 W/kg

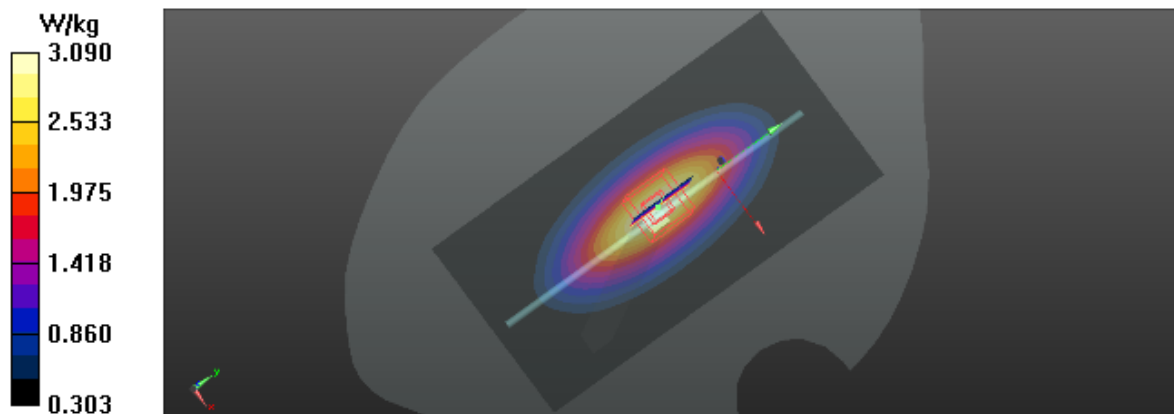
Zoom Scan (5x5x7)/Cube 0: Measurement grid: $dx=8$ mm, $dy=8$ mm, $dz=5$ mm

Reference Value = 57.78 V/m; Power Drift = 0.01 dB

Peak SAR (extrapolated) = 3.54 W/kg

SAR(1 g) = 2.48 W/kg; SAR(10 g) = 1.66 W/kg

Maximum value of SAR (measured) = 3.09 W/kg



Test Laboratory: BTL Inc.

Date: 2018/8/12

System Check_B835_0812

DUT: Dipole 835 MHz D835V2;SN:4d160;

Communication System: UID 0, CW (0); Frequency: 835 MHz; Duty Cycle: 1:1

Medium parameters used: $f = 835$ MHz; $\sigma = 0.99$ S/m; $\epsilon_r = 55.185$; $\rho = 1000$ kg/m³

Ambient Temperature: 23.4 °C; Liquid Temperature: 22.4 °C

DASY Configuration:

- Probe: EX3DV4 - SN7396; ConvF(9.89, 9.89, 9.89); Calibrated: 2018/5/29;
- Sensor-Surface: 4mm (Mechanical Surface Detection), $z = 1.0, 31.0$
- Electronics: DAE4 Sn1390; Calibrated: 2018/5/11
- Phantom: SAM Front; Type: Twin SAM; Serial: 1784
- DASY52 52.8.8(1258); SEMCAD X 14.6.10(7373)

Area Scan (7x13x1): Interpolated grid: dx=15 mm, dy=15 mm

Maximum value of SAR (interpolated) = 2.69 W/kg

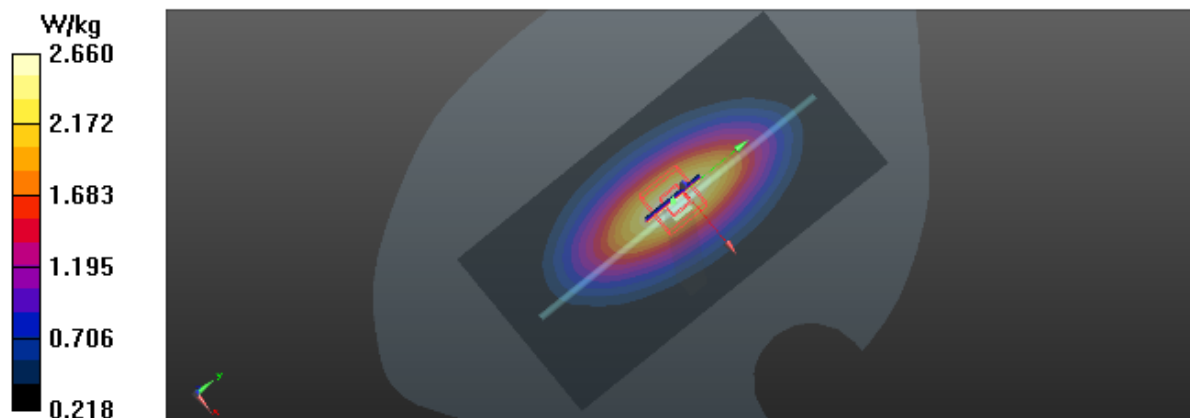
Zoom Scan (5x5x7)/Cube 0: Measurement grid: dx=8mm, dy=8mm, dz=5mm

Reference Value = 57.18 V/m; Power Drift = -0.01 dB

Peak SAR (extrapolated) = 3.57 W/kg

SAR(1 g) = 2.46 W/kg; SAR(10 g) = 1.61 W/kg

Maximum value of SAR (measured) = 2.66 W/kg



Test Laboratory: BTL Inc.

Date: 2018/8/19

System Check_B1750_0819

DUT: Dipole 1750 MHz D1750V2;SN:1101;

Communication System: UID 0, CW (0); Frequency: 1750 MHz; Duty Cycle: 1:1

Medium parameters used: $f = 1750$ MHz; $\sigma = 1.525$ S/m; $\epsilon_r = 51.578$; $\rho = 1000$ kg/m³

Ambient Temperature: 23.3 °C; Liquid Temperature: 22.5 °C

DASY Configuration:

- Probe: EX3DV4 - SN7396; ConvF(8.2, 8.2, 8.2); Calibrated: 2018/5/29;
- Sensor-Surface: 4mm (Mechanical Surface Detection), $z = 1.0, 31.0$
- Electronics: DAE4 Sn1390; Calibrated: 2018/5/11
- Phantom: SAM Front; Type: Twin SAM; Serial: 1784
- DASY52 52.8.8(1258); SEMCAD X 14.6.10(7373)

Area Scan (5x7x1): Interpolated grid: dx=15 mm, dy=15 mm

Maximum value of SAR (interpolated) = 11.7 W/kg


Zoom Scan (5x5x7)/Cube 0: Measurement grid: dx=8mm, dy=8mm, dz=5mm

Reference Value = 96.12 V/m; Power Drift = -0.07 dB

Peak SAR (extrapolated) = 16.3 W/kg

SAR(1 g) = 9.71 W/kg; SAR(10 g) = 5.42 W/kg

Maximum value of SAR (measured) = 11.1 W/kg



Test Laboratory: BTL Inc.

Date: 2018/8/30

System Check_B1750_0830

DUT: Dipole 1750 MHz D1750V2;SN:1101;

Communication System: UID 0, CW (0); Frequency: 1750 MHz; Duty Cycle: 1:1

Medium parameters used: $f = 1750$ MHz; $\sigma = 1.497$ S/m; $\epsilon_r = 52.238$; $\rho = 1000$ kg/m³

Ambient Temperature: 23.1 °C; Liquid Temperature: 22.3 °C

DASY Configuration:

- Probe: EX3DV4 - SN7396; ConvF(8.2, 8.2, 8.2); Calibrated: 2018/5/29;
- Sensor-Surface: 4mm (Mechanical Surface Detection), $z = 1.0, 31.0$
- Electronics: DAE4 Sn1390; Calibrated: 2018/5/11
- Phantom: SAM Front; Type: Twin SAM; Serial: 1784
- DASY52 52.8.8(1258); SEMCAD X 14.6.10(7373)

Area Scan (6x7x1): Interpolated grid: dx=15 mm, dy=15 mm

Maximum value of SAR (interpolated) = 12.2 W/kg

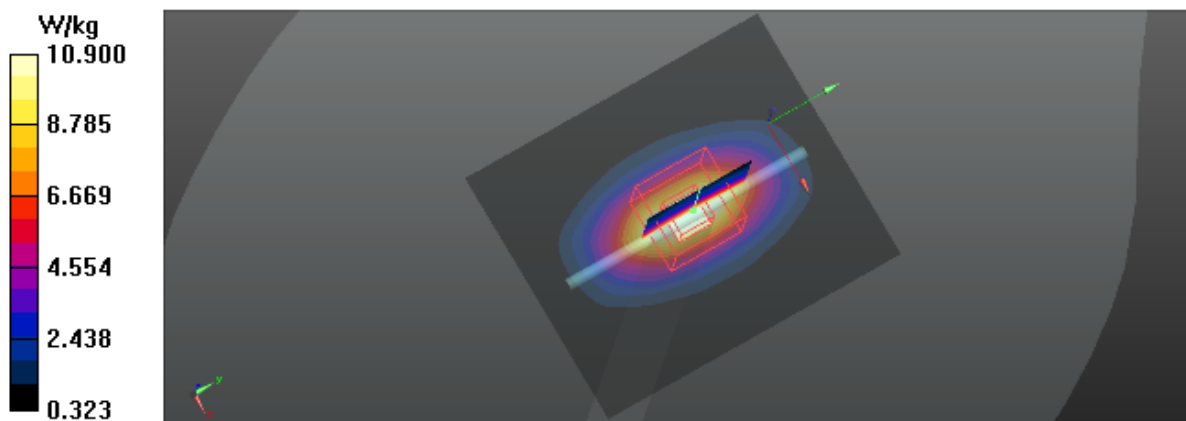
Zoom Scan (5x5x7)/Cube 0: Measurement grid: dx=8mm, dy=8mm, dz=5mm

Reference Value = 95.03 V/m; Power Drift = 0.03 dB

Peak SAR (extrapolated) = 16.0 W/kg

SAR(1 g) = 9.73 W/kg; SAR(10 g) = 5.41 W/kg

Maximum value of SAR (measured) = 10.9 W/kg



Test Laboratory: BTL Inc.

Date: 2018/8/12

System Check_B1900_0812

DUT: Dipole 1900 MHz D1900V2;SN:5d179;

Communication System: UID 0, CW (0); Frequency: 1900 MHz; Duty Cycle: 1:1

Medium parameters used: $f = 1900$ MHz; $\sigma = 1.557$ S/m; $\epsilon_r = 53.534$; $\rho = 1000$ kg/m³

Ambient Temperature: 23.4 °C; Liquid Temperature: 22.6 °C

DASY Configuration:

- Probe: EX3DV4 - SN7396; ConvF(7.96, 7.96, 7.96); Calibrated: 2018/5/29;
- Sensor-Surface: 4mm (Mechanical Surface Detection), $z = 1.0, 31.0$
- Electronics: DAE4 Sn1390; Calibrated: 2018/5/11
- Phantom: SAM Right; Type: Twin SAM; Serial: 1896
- DASY52 52.8.8(1258); SEMCAD X 14.6.10(7373)

Area Scan (6x6x1): Interpolated grid: dx=15 mm, dy=15 mm

Maximum value of SAR (interpolated) = 12.7 W/kg


Zoom Scan (5x5x7)/Cube 0: Measurement grid: dx=8mm, dy=8mm, dz=5mm

Reference Value = 96.12 V/m; Power Drift = 0.10 dB

Peak SAR (extrapolated) = 18.4 W/kg

SAR(1 g) = 10.4 W/kg; SAR(10 g) = 5.48 W/kg

Maximum value of SAR (measured) = 11.6 W/kg



Test Laboratory: BTL Inc.

Date: 2018/8/18

System Check_B1900_0818

DUT: Dipole 1900 MHz D1900V2;SN:5d179;

Communication System: UID 0, CW (0); Frequency: 1900 MHz; Duty Cycle: 1:1

Medium parameters used: $f = 1900$ MHz; $\sigma = 1.511$ S/m; $\epsilon_r = 51.053$; $\rho = 1000$ kg/m³

Ambient Temperature: 23.1 °C; Liquid Temperature: 22.4 °C

DASY Configuration:

- Probe: EX3DV4 - SN7396; ConvF(7.96, 7.96, 7.96); Calibrated: 2018/5/29;
- Sensor-Surface: 4mm (Mechanical Surface Detection), $z = 1.0, 31.0$
- Electronics: DAE4 Sn1390; Calibrated: 2018/5/11
- Phantom: SAM Right; Type: Twin SAM; Serial: 1896
- DASY52 52.8.8(1258); SEMCAD X 14.6.10(7373)

Area Scan (6x6x1): Interpolated grid: dx=15 mm, dy=15 mm

Maximum value of SAR (interpolated) = 12.3 W/kg

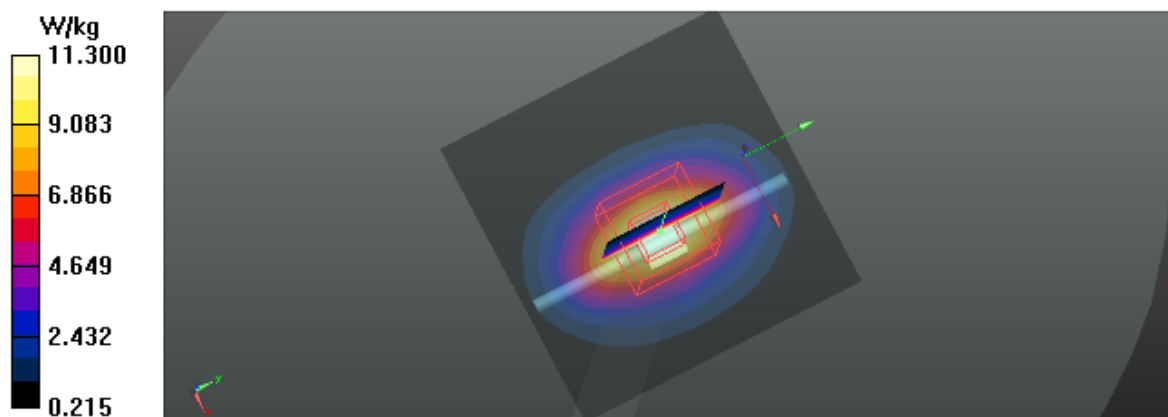
Zoom Scan (5x5x7)/Cube 0: Measurement grid: dx=8mm, dy=8mm, dz=5mm

Reference Value = 98.84 V/m; Power Drift = -0.09 dB

Peak SAR (extrapolated) = 17.7 W/kg

SAR(1 g) = 10 W/kg; SAR(10 g) = 5.31 W/kg

Maximum value of SAR (measured) = 11.3 W/kg



Test Laboratory: BTL Inc.

Date: 2018/8/29

System Check_B1900_0829

DUT: Dipole 1900 MHz D1900V2;SN:5d179;

Communication System: UID 0, CW (0); Frequency: 1900 MHz; Duty Cycle: 1:1

Medium parameters used: $f = 1900$ MHz; $\sigma = 1.559$ S/m; $\epsilon_r = 54.44$; $\rho = 1000$ kg/m³

Ambient Temperature: 23.3 °C; Liquid Temperature: 22.2 °C

DASY Configuration:

- Probe: EX3DV4 - SN7396; ConvF(7.96, 7.96, 7.96); Calibrated: 2018/5/29;
- Sensor-Surface: 4mm (Mechanical Surface Detection), $z = 1.0, 31.0$
- Electronics: DAE4 Sn1390; Calibrated: 2018/5/11
- Phantom: SAM Right; Type: Twin SAM; Serial: 1896
- DASY52 52.8.8(1258); SEMCAD X 14.6.10(7373)

Area Scan (5x6x1): Interpolated grid: dx=15 mm, dy=15 mm

Maximum value of SAR (interpolated) = 12.4 W/kg


Zoom Scan (5x5x7)/Cube 0: Measurement grid: dx=8mm, dy=8mm, dz=5mm

Reference Value = 98.63 V/m; Power Drift = -0.10 dB

Peak SAR (extrapolated) = 18.1 W/kg

SAR(1 g) = 10.3 W/kg; SAR(10 g) = 5.44 W/kg

Maximum value of SAR (measured) = 11.6 W/kg



Test Laboratory: BTL Inc.

Date: 2018/8/18

System Check_B2450_0818

DUT: Dipole 2450 MHz D2450V2;SN:919;

Communication System: UID 0, CW (0); Frequency: 2450 MHz; Duty Cycle: 1:1

Medium parameters used: $f = 2450$ MHz; $\sigma = 1.982$ S/m; $\epsilon_r = 51.386$; $\rho = 1000$ kg/m³

Ambient Temperature: 23.2 °C; Liquid Temperature: 22.4 °C

DASY Configuration:

- Probe: EX3DV4 - SN7396; ConvF(7.7, 7.7, 7.7); Calibrated: 2018/5/29;
- Sensor-Surface: 4mm (Mechanical Surface Detection), $z = 1.0, 31.0$
- Electronics: DAE4 Sn1390; Calibrated: 2018/5/11
- Phantom: SAM Right; Type: Twin SAM; Serial: 1896
- DASY52 52.8.8(1258); SEMCAD X 14.6.10(7373)

Area Scan (7x7x1): Interpolated grid: dx=12 mm, dy=12 mm

Maximum value of SAR (interpolated) = 20.4 W/kg

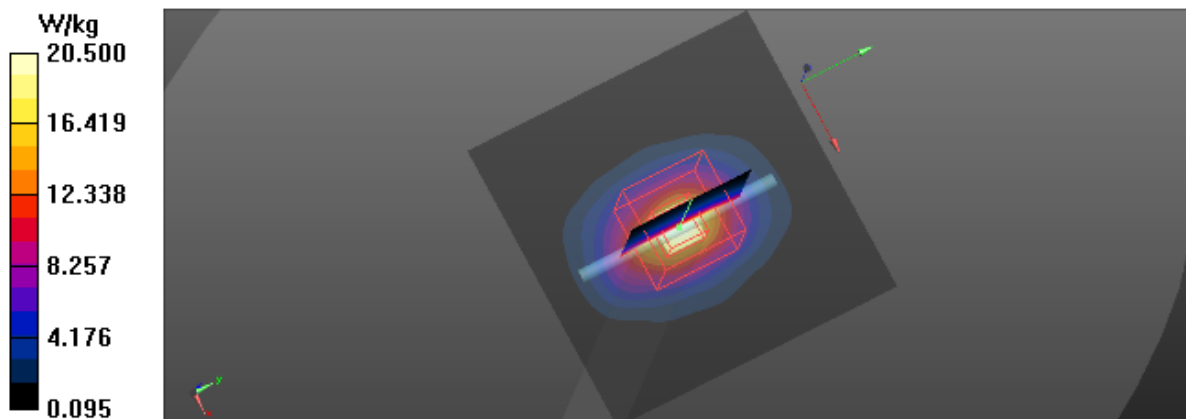
Zoom Scan (7x7x7)/Cube 0: Measurement grid: dx=5mm, dy=5mm, dz=5mm

Reference Value = 96.15 V/m; Power Drift = -0.05 dB

Peak SAR (extrapolated) = 24.6 W/kg

SAR(1 g) = 12.3 W/kg; SAR(10 g) = 5.65 W/kg

Maximum value of SAR (measured) = 20.5 W/kg



Test Laboratory: BTL Inc.

Date: 2018/8/13

System Check_B2600_0813

DUT: Dipole 2600 MHz D2600V2;SN:1067;

Communication System: UID 0, CW (0); Frequency: 2600 MHz; Duty Cycle: 1:1

Medium parameters used: $f = 2600$ MHz; $\sigma = 2.234$ S/m; $\epsilon_r = 52.085$; $\rho = 1000$ kg/m³

Ambient Temperature: 23.2 °C; Liquid Temperature: 22.3 °C

DASY Configuration:

- Probe: EX3DV4 - SN7396; ConvF(7.3, 7.3, 7.3); Calibrated: 2018/5/29;
- Sensor-Surface: 4mm (Mechanical Surface Detection), $z = 1.0, 31.0$
- Electronics: DAE4 Sn1390; Calibrated: 2018/5/11
- Phantom: SAM Right; Type: Twin SAM; Serial: 1896
- DASY52 52.8.8(1258); SEMCAD X 14.6.10(7373)

Area Scan (7x7x1): Interpolated grid: dx=12 mm, dy=12 mm

Maximum value of SAR (interpolated) = 23.0 W/kg


Zoom Scan (7x7x7)/Cube 0: Measurement grid: dx=5mm, dy=5mm, dz=5mm

Reference Value = 93.98 V/m; Power Drift = 0.09 dB

Peak SAR (extrapolated) = 28.4 W/kg

SAR(1 g) = 13.3 W/kg; SAR(10 g) = 5.82 W/kg

Maximum value of SAR (measured) = 22.8 W/kg



Test Laboratory: BTL Inc.

Date: 2018/9/8

System Check_B2600_0908

DUT: Dipole 2600 MHz D2600V2;SN:1067;

Communication System: UID 0, CW (0); Frequency: 2600 MHz; Duty Cycle: 1:1

Medium parameters used: $f = 2600$ MHz; $\sigma = 2.207$ S/m; $\epsilon_r = 52.422$; $\rho = 1000$ kg/m³

Ambient Temperature: 23.5 °C; Liquid Temperature: 22.4 °C

DASY Configuration:

- Probe: EX3DV4 - SN7396; ConvF(7.3, 7.3, 7.3); Calibrated: 2018/5/29;
- Sensor-Surface: 4mm (Mechanical Surface Detection), $z = 1.0, 31.0$
- Electronics: DAE4 Sn1390; Calibrated: 2018/5/11
- Phantom: SAM Right; Type: Twin SAM; Serial: 1896
- DASY52 52.8.8(1258); SEMCAD X 14.6.10(7373)

Area Scan (7x7x1): Interpolated grid: dx=12 mm, dy=12 mm

Maximum value of SAR (interpolated) = 23.6 W/kg

Zoom Scan (7x7x7)/Cube 0: Measurement grid: dx=5mm, dy=5mm, dz=5mm

Reference Value = 79.82 V/m; Power Drift = 0.05 dB

Peak SAR (extrapolated) = 30.1 W/kg

SAR(1 g) = 14.1 W/kg; SAR(10 g) = 6.18 W/kg

Maximum value of SAR (measured) = 24.4 W/kg

