



Appendix for Test report



Appendix A: DTS (6 dB) Bandwidth

Test Result

TestMode	Antenna	Channel	DTS BW [MHz]	FL[MHz]	FH[MHz]	Limit[MHz]	Verdict
BLE	Ant1	2402	0.696	2401.656	2402.352	---	PASS
		2440	0.696	2439.656	2440.352	---	PASS
		2480	0.700	2479.648	2480.348	---	PASS



Test Graphs

BLE_Ant1_2402



BLE_Ant1_2440



BLE_Ant1_2480





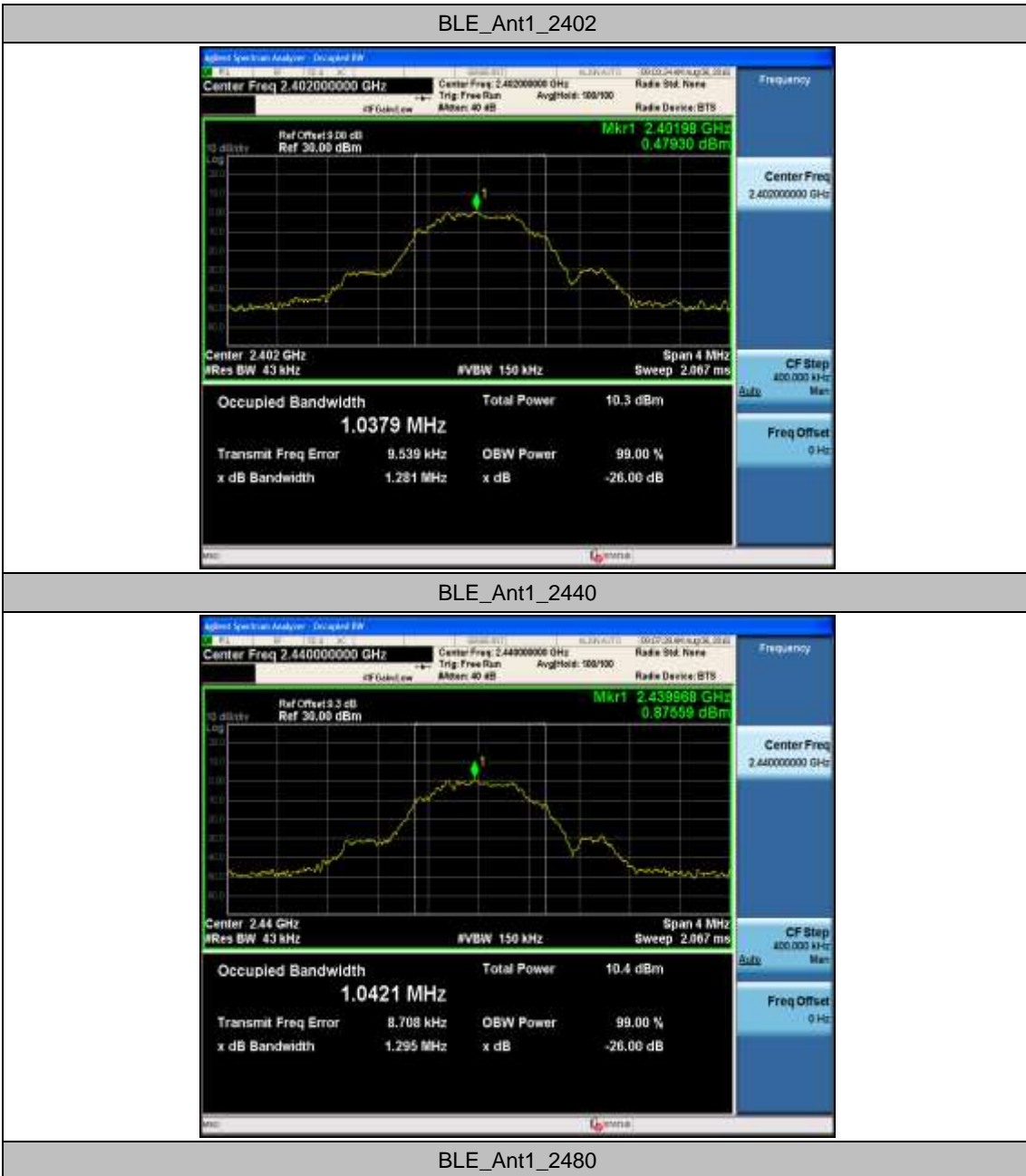
Appendix B: Occupied Channel Bandwidth

Test Result

TestMode	Antenna	Channel	OCB [MHz]	FL[MHz]	FH[MHz]	Limit[MHz]	Verdict
BLE	Ant1	2402	1.0379	2401.491	2402.528	---	PASS
		2440	1.0421	2439.488	2440.530	---	PASS
		2480	1.0396	2479.489	2480.529	---	PASS



Test Graphs







Appendix C: Maximum Peak conducted output power

Test Result

TestMode	Antenna	Channel	Result[dBm]	Limit[dBm]	Verdict
BLE	Ant1	2402	4.03	30	PASS
		2440	4.25	30	PASS
		2480	6.15	30	PASS



Test Graphs

BLE_Ant1_2402



BLE_Ant1_2440



BLE_Ant1_2480





Appendix D: Maximum power spectral density

Test Result

TestMode	Antenna	Channel	Result	Limit	Verdict
BLE	Ant1	2402	-7.18	8	PASS
		2440	-8	8	PASS
		2480	-6.68	8	PASS



Test Graphs

BLE_Ant1_2402



BLE_Ant1_2440



BLE_Ant1_2480





Appendix E: Band edge measurements

Test Result

TestMode	Antenna	ChName	Channel	RefLevel[dBm]	Result[dBm]	Limit[dBm]	Verdict
BLE	Ant1	Low	2402	3.15	-51.49	-16.85	PASS
		High	2480	5.36	-51.31	-14.64	PASS

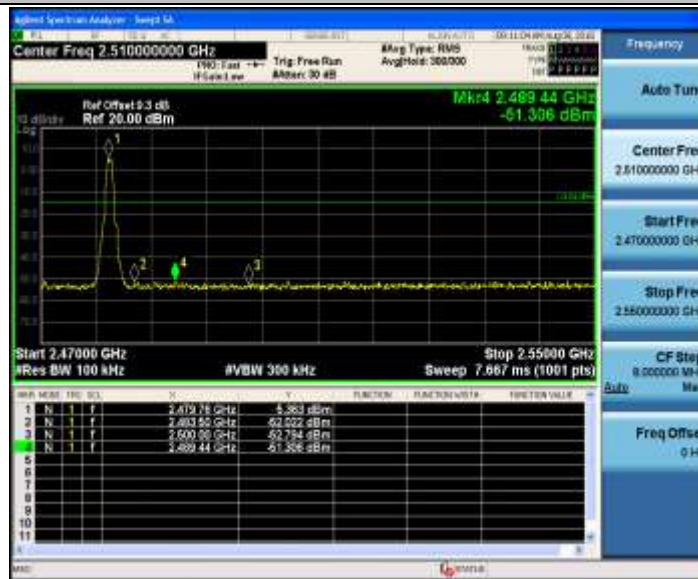


Test Graphs

BLE_Ant1_Low_2402



BLE_Ant1_High_2480





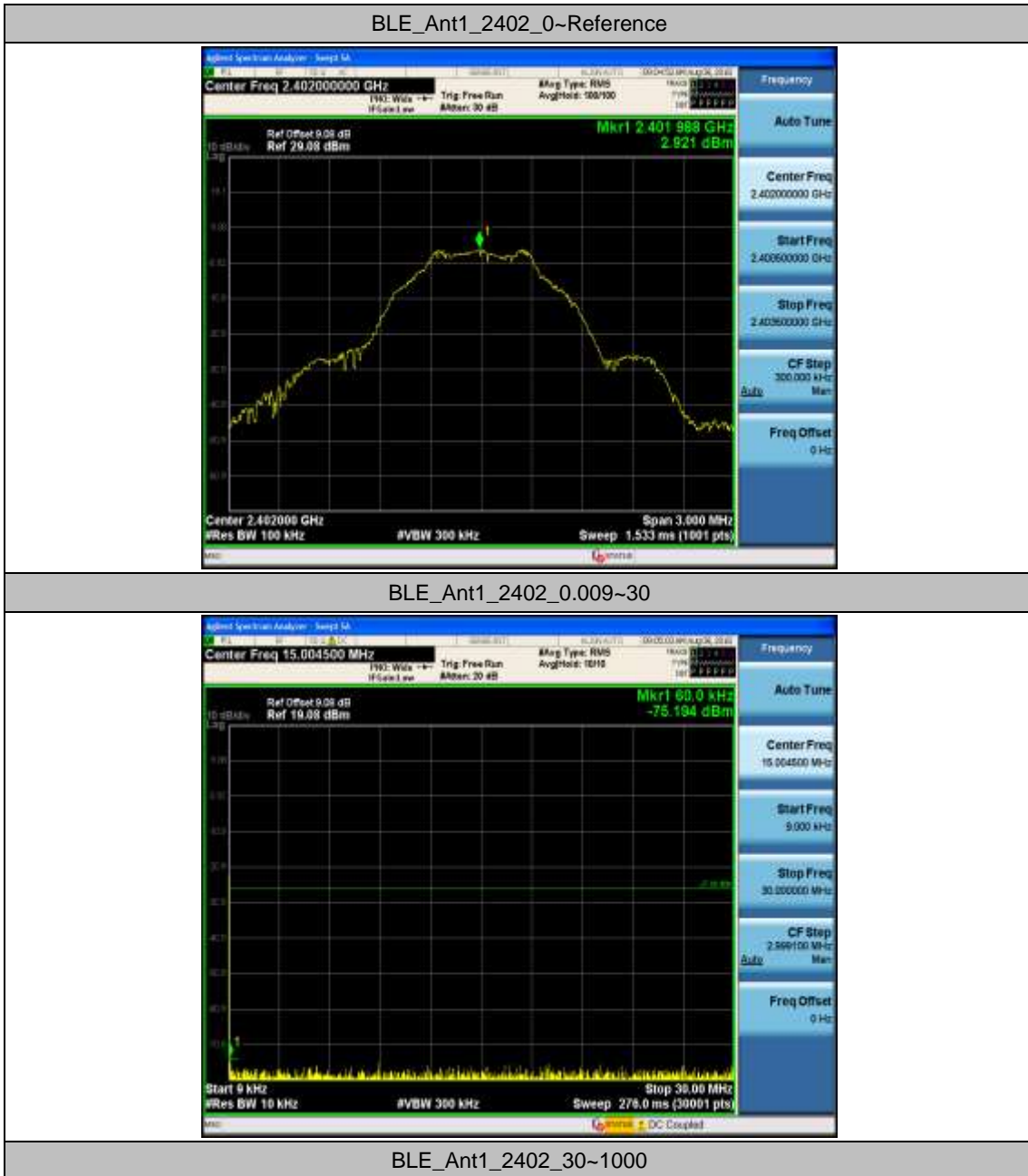
Appendix F: Unwanted Emissions into Non-Restricted Frequency Bands

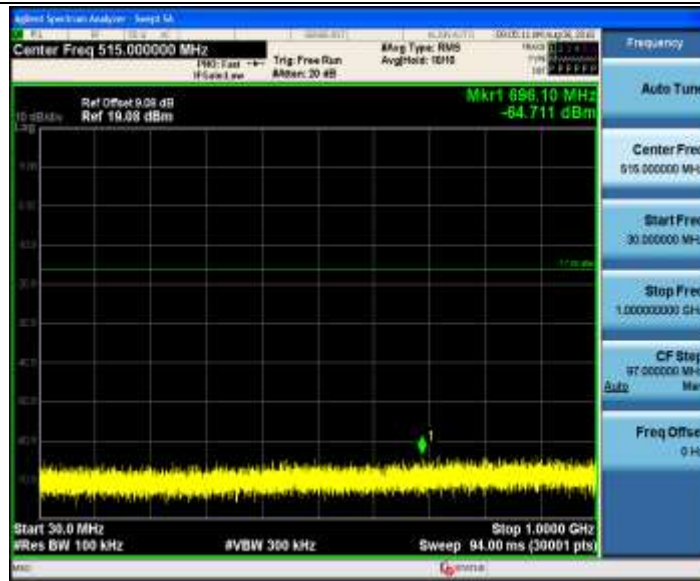
Test Result

TestMode	Antenna	Channel	FreqRange	RefLevel[dBm]	Result[dBm]	Limit[dBm]	Verdict
BLE	Ant1	2402	Reference	2.92	2.92	---	PASS
			0.009~30	2.92	-75.19	-27.08	PASS
			30~1000	2.92	-64.71	-17.08	PASS
			1000~26500	2.92	-47.84	-17.08	PASS
		2440	Reference	3.21	3.21	---	PASS
			0.009~30	3.21	-75.66	-26.79	PASS
			30~1000	3.21	-63.28	-16.79	PASS
			1000~26500	3.21	-45.29	-16.79	PASS
		2480	Reference	5.17	5.17	---	PASS
			0.009~30	5.17	-74.3	-24.83	PASS
			30~1000	5.17	-62.89	-14.83	PASS
			1000~26500	5.17	-46.19	-14.83	PASS



Test Graphs





BLE_Ant1_2402_1000~26500



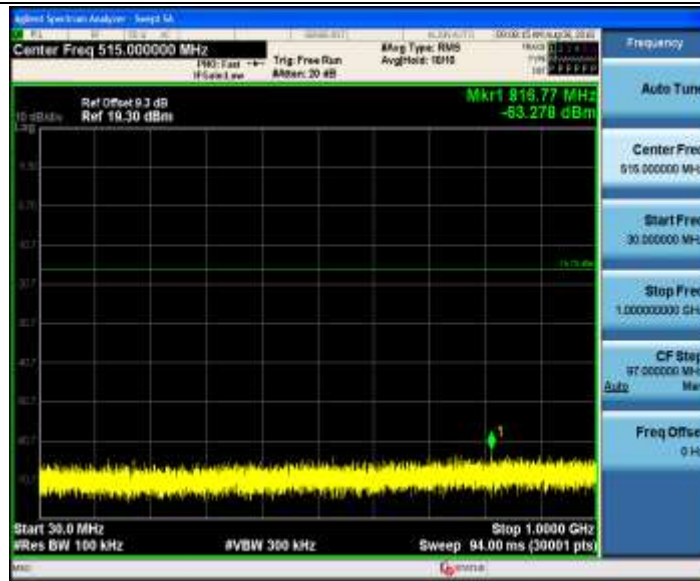
BLE_Ant1_2440_0~Reference



BLE_Ant1_2440_0.009~30



BLE_Ant1_2440_30~1000



BLE_Ant1_2440_1000~26500



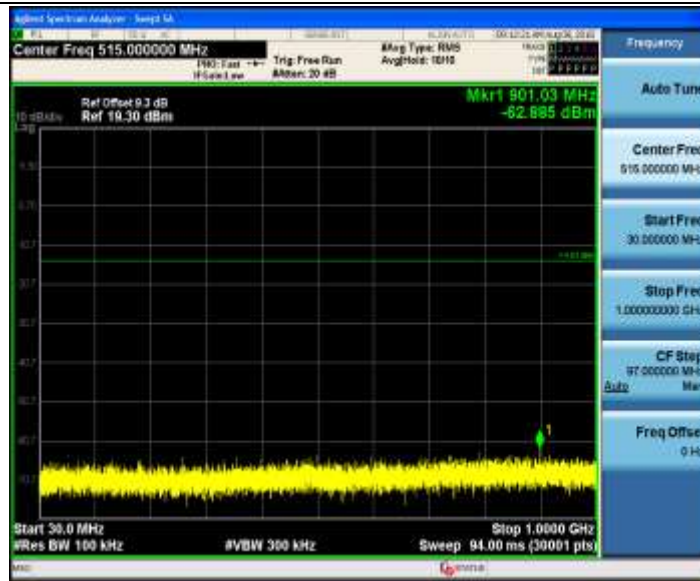
BLE_Ant1_2480_0~Reference



BLE_Ant1_2480_0.009~30



BLE_Ant1_2480_30~1000



BLE_Ant1_2480_1000~26500





Appendix G: Duty Cycle

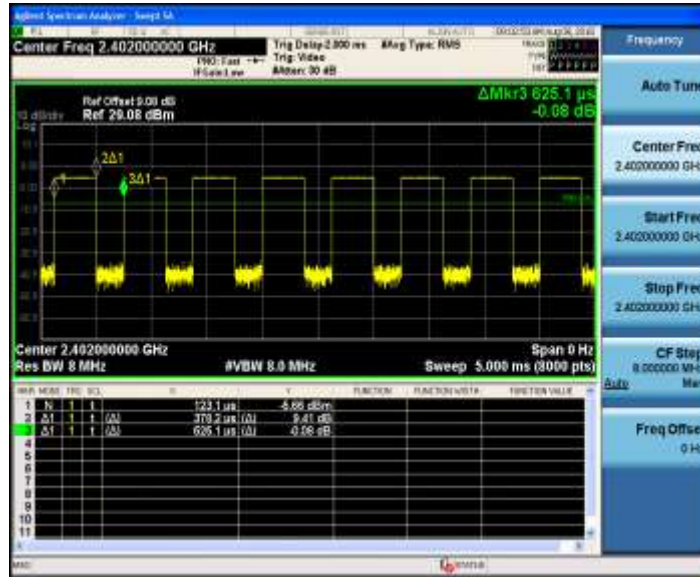
Test Result

TestMode	Antenna	Channel	Transmission Duration [ms]	Transmission Period [ms]	Duty Cycle [%]
BLE	Ant1	2402	0.38	0.63	60.50
		2440	0.38	0.63	60.40
		2480	0.38	0.63	60.40

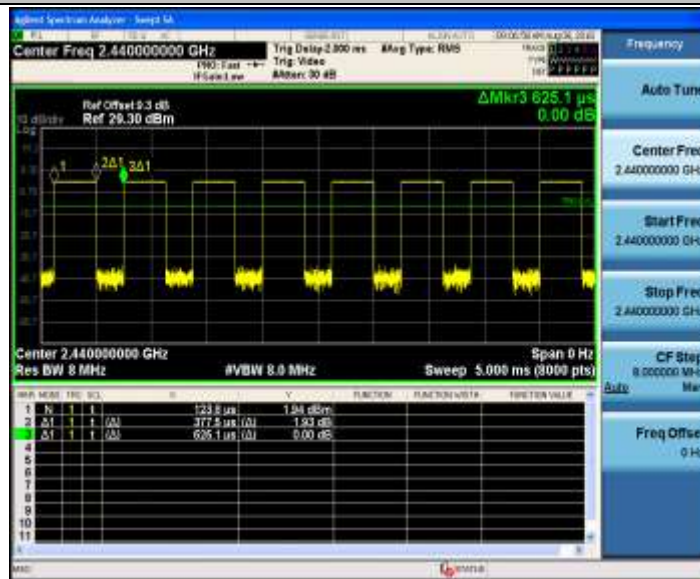


Test Graphs

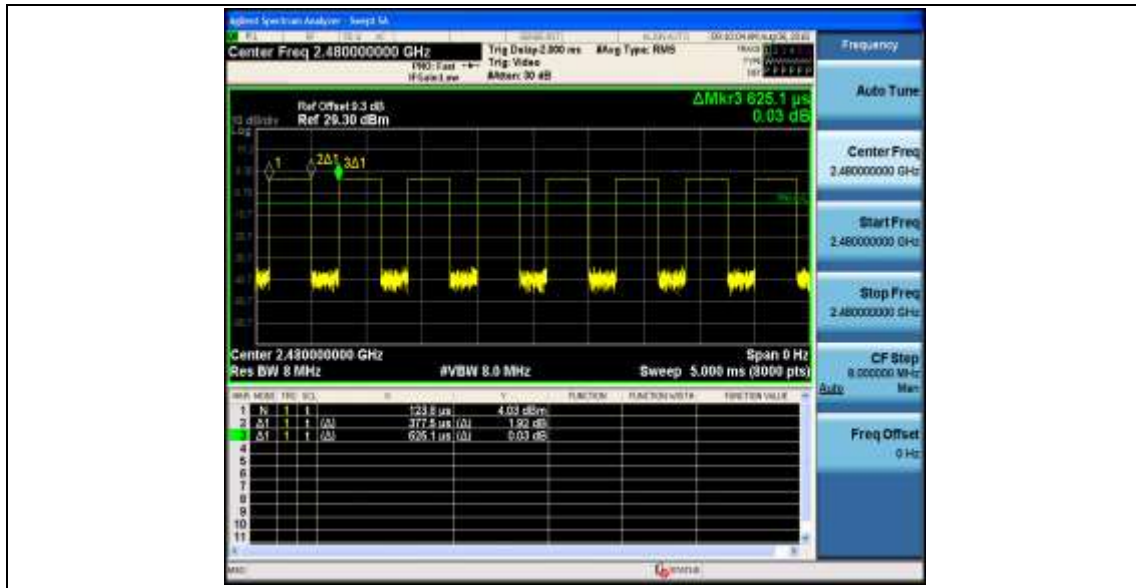
BLE_Ant1_2402



BLE_Ant1_2440



BLE_Ant1_2480



END