


FCC Test Report

FCC ID: QISHZ-W09

Project No. : 1602C122
Equipment : HUAWEI MateBook
Model Name : HZ-W09
Applicant : Huawei Technologies Co., Ltd.
Address : Administration Building, Headquarters of Huawei Technologies Co., Ltd., Bantian, Longgang District Shenzhen China

Date of Receipt : Feb. 26, 2016
Date of Test : Feb. 26, 2016 ~ Mar. 21, 2016
Issued Date : Mar. 22, 2016
Tested by : BTL Inc.

Testing Engineer : 
(Bill Zhang)

Technical Manager : 
(James Chiu)

Authorized Signatory : 
(Steven Lu)

B T L I N C .

No.3, Jinshagang 1st Road, Shixia, Dalang Town, Dongguan,
Guangdong, China.

TEL: +86-769-8318-3000 FAX: +86-769-8319-6000



Testing Laboratory
2640

Declaration

BTL represents to the client that testing is done in accordance with standard procedures as applicable and that test instruments used has been calibrated with standards traceable to international standard(s) and/or national standard(s).

BTL's reports apply only to the specific samples tested under conditions. It is manufacture's responsibility to ensure that additional production units of this model are manufactured with the identical electrical and mechanical components. **BTL** shall have no liability for any declarations, inferences or generalizations drawn by the client or others from **BTL** issued reports.

BTL's report must not be used by the client to claim product certification, approval, or endorsement by NVLAP, NIST, or any agency of the Federal Government.

This report is the confidential property of the client. As a mutual protection to the clients, the public and **BTL-self**, extracts from the test report shall not be reproduced except in full with **BTL's** authorized written approval.

BTL's laboratory quality assurance procedures are in compliance with the **ISO Guide 17025** requirements, and accredited by the conformity assessment authorities listed in this test report.

Limitation

For the use of the authority's logo is limited unless the Test Standard(s)/Scope(s)/Item(s) mentioned in this test report is (are) included in the conformity assessment authorities acceptance respective.

Table of Contents	Page
1 . CERTIFICATION	5
2 . SUMMARY OF TEST RESULTS	6
2.1 TEST FACILITY	7
2.2 MEASUREMENT UNCERTAINTY	7
3 . GENERAL INFORMATION	8
3.1 GENERAL DESCRIPTION OF EUT	8
3.2 DESCRIPTION OF TEST MODES	9
3.3 BLOCK DIAGRAM SHOWING THE CONFIGURATION OF SYSTEM TESTED	10
3.4 DESCRIPTION OF SUPPORT UNITS	12
4 . EMC EMISSION TEST	13
4.1 CONDUCTED EMISSION MEASUREMENT	13
4.1.1 POWER LINE CONDUCTED EMISSION	13
4.1.2 TEST PROCEDURE	13
4.1.3 DEVIATION FROM TEST STANDARD	13
4.1.4 TEST SETUP	14
4.1.5 EUT OPERATING CONDITIONS	14
4.1.6 TEST RESULTS	14
4.2 RADIATED EMISSION MEASUREMENT	15
4.2.1 LIMITS OF RADIATED EMISSION MEASUREMENT	15
4.2.2 TEST PROCEDURE	16
4.2.3 DEVIATION FROM TEST STANDARD	16
4.2.4 TEST SETUP	17
4.2.5 EUT OPERATING CONDITIONS	18
4.2.6 TEST RESULTS (30MHZ TO 1000 MHZ)	18
4.2.7 TEST RESULTS (ABOVE 1000 MHZ)	18
5 . MEASUREMENT INSTRUMENTS LIST	19
ATTACHMENT A - CONDUCTED EMISSION	20
ATTACHMENT B - RADIATED EMISSION (30MHZ TO 1000MHZ)	33
ATTACHMENT C - RADIATED EMISSION (ABOVE 1000MHZ)	50

REPORT ISSUED HISTORY

Issued No.	Description	Issued Date
BTL-FCCE-1-1602C122	Original Issue.	Mar. 22, 2016

1. CERTIFICATION

Equipment : HUAWEI MateBook
Brand Name : HUAWEI
Model Name : HZ-W09
Applicant : Huawei Technologies Co., Ltd.
Manufacturer : Huawei Technologies Co., Ltd.
Address : Administration Building, Headquarters of Huawei Technologies Co., Ltd.,
Bantian, Longgang District Shenzhen China
Date of Test : Feb. 26, 2016 ~ Mar. 21, 2016
Test Sample : Engineering Sample
Standard(s) : FCC Part 15, Subpart B
ANSI C63.4-2014

The above equipment has been tested and found compliance with the requirement of the relative standards by BTL Inc.

The test data, data evaluation, and equipment configuration contained in our test report (Ref No. BTL-FCCE-1-1602C122) were obtained utilizing the test procedures, test instruments, test sites that has been accredited by the Authority of TAF according to the ISO-17025 quality assessment standard and technical standard(s).

2. SUMMARY OF TEST RESULTS

Test procedures according to the technical standard(s):

EMC Emission				
Standard(s)	Test Item	Limit	Judgment	Remark
FCC Part15, Subpart B ANSI C63.4-2014	Conducted Emission	Class B	PASS	
	Radiated emission Below 1 GHz	Class B	PASS	
	Radiated emission Above 1 GHz	Class B	PASS	NOTE (2)

NOTE:

- (1) " N/A" denotes test is not applicable to this device.
- (2) The EUT's max operating frequency is 5850MHz which exceeds 108 MHz, so the test will be performed.

2.1 TEST FACILITY

The test facilities used to collect the test data in this report at the location of No.3, Jinshagang 1st Road, Shixia, Dalang Town, Dongguan, Guangdong, China.

2.2 MEASUREMENT UNCERTAINTY

Where relevant, the following measurement uncertainty levels have been estimated for tests performed on the EUT as specified in CISPR 16-4-2. The BTL measurement uncertainty is less than the CISPR 16-4-2 U_{CISPR} requirement.

The reported uncertainty of measurement $y \pm U$, where expanded uncertainty U is based on a standard uncertainty multiplied by a coverage factor of $k=2$, providing a level of confidence of approximately **95%**.

A. Conducted Measurement :

Test Site	Method	Measurement Frequency Range	U,(dB)
DG-C02	CISPR	150 kHz ~ 30MHz	2.32

B. Radiated Measurement :

Test Site	Method	Measurement Frequency Range	Ant. H / V	U,(dB)
DG-CB03 (3m)	CISPR	9KHz ~ 30MHz	V	3.79
		9KHz ~ 30MHz	H	3.57
		30MHz ~ 200MHz	V	3.82
		30MHz ~ 200MHz	H	3.78
		200MHz ~ 1,000MHz	V	4.10
		200MHz ~ 1,000MHz	H	4.06

Test Site	Method	Measurement Frequency Range	Ant. H / V	U,(dB)
DG-CB03 (3m)	CISPR	1GHz ~ 18GHz	V	3.12
		1GHz ~ 18GHz	H	3.68
		18GHz ~ 40GHz	V	4.15
		18GHz ~ 40GHz	H	4.14

Note: Unless specifically mentioned, the uncertainty of measurement has not been taken into account to declare the compliance or non-compliance to the specification.

3. GENERAL INFORMATION

3.1 GENERAL DESCRIPTION OF EUT

Equipment	HUAWEI MateBook
Brand Name	HUAWEI
Model Name	HZ-W09
Model Difference	N/A
Power Source	#1 DC Voltage supplied from AC/DC adapter. Manufacturer: (1) HUIZHOU BYD ELECTRONIC CO., LTD. (2) SALCOMP (SHENZHEN) Co., Ltd. Model: HW-59C200UHPQ1 #2 Supplied from battery.
Power Rating	#1 I/P: 100V~240V~ 50/60 Hz, 1.0A O/P: 5V \equiv 2A or 9V \equiv 2A or 12V \equiv 2A #2 DC 7.60V 4300mAh
HW Version	S1
SW Version	HZ-09C001B002

Note:

1. For a more detailed features description, please refer to the manufacturer's specifications or the user's manual.
- 2.

Item	Mfr/Brand	Model.
Battery	Sunwoda Electronic Co., LTD	HB25B7N4EBC
	SCUD (FUJIAN) Electronics Co., Ltd	
	Harbin Coslight Power Co., Ltd.	
Portfolio Keyboard	HUAWEI	AF20
Mate Pen	HUAWEI	AF61

3. USB cable has three types: USB-C Data Charger Cable, USB-C to Micro-USB Cable and Micro-USB to USB-A Adaptor.
Portfolio Keyboard and Mate Pen are options.

3.2 DESCRIPTION OF TEST MODES

To investigate the maximum EMI emission characteristics generated from EUT, the test system was pre-scanning tested base on the consideration of following EUT operation mode or test configuration mode which possible have effect on EMI emission level. Each of these EUT operation mode(s) or test configuration mode(s) mentioned above was evaluated respectively.

Pretest Mode	Description
Mode 1	Adapter+BT+2.4GHz WIFI+Playing+Earphone
Mode 2	Adapter+BT+5GHz WIFI+Playing+Earphone
Mode 3	Adapter+BT+2.4GHz WIFI+Playing+Speaker
Mode 4	Adapter+BT+2.4GHz WIFI+Playing+Camera on
Mode 5	USB R/W+BT+2.4GHz WIFI
Mode 6	Charge(Mate Pen)

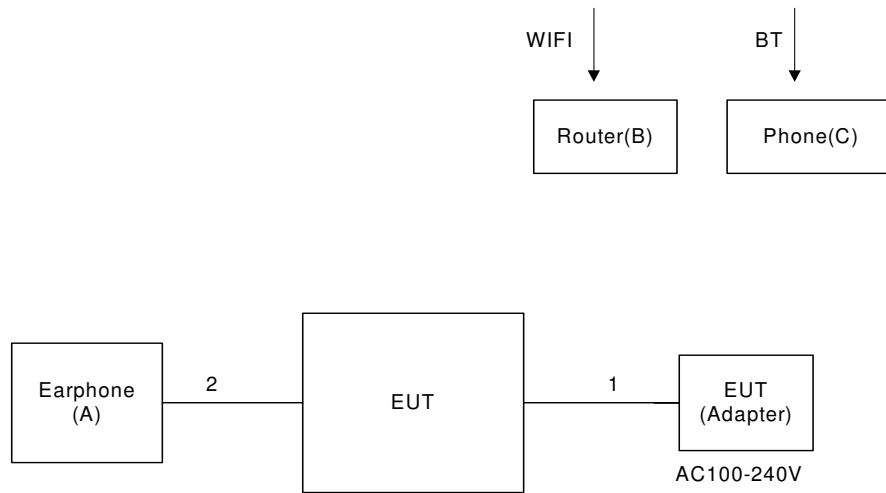
The EUT system operated these modes were found to be the worst case during the pre-scanning test as following:

For Conducted Test	
Final Test Mode	Description
Mode 1	Adapter+BT+2.4GHz WIFI+Playing+Earphone
Mode 2	Adapter+BT+5GHz WIFI+Playing+Earphone
Mode 3	Adapter+BT+2.4GHz WIFI+Playing+Speaker
Mode 4	Adapter+BT+2.4GHz WIFI+Playing+Camera on

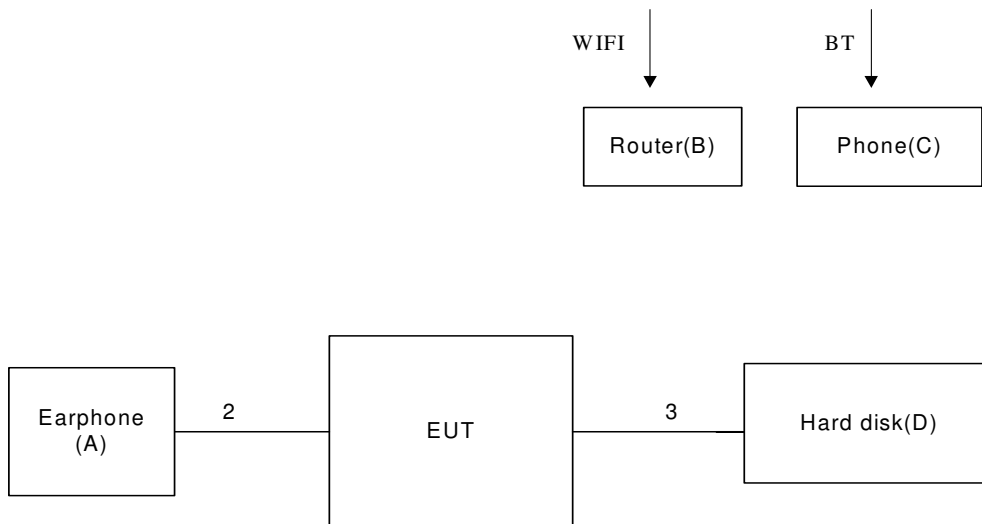
For Radiated Test	
Final Test Mode	Description
Mode 1	Adapter+BT+2.4GHz WIFI+Playing+Earphone
Mode 2	Adapter+BT+5GHz WIFI+Playing+Earphone
Mode 3	Adapter+BT+2.4GHz WIFI+Playing+Speaker
Mode 4	Adapter+BT+2.4GHz WIFI+Playing+Camera on
Mode 5	USB R/W+BT+2.4GHz WIFI
Mode 6	Charge(Mate Pen)

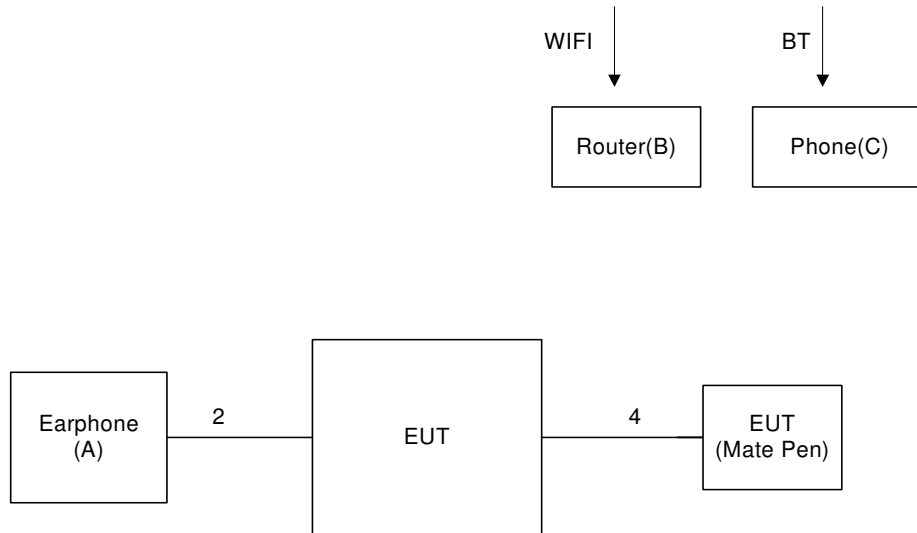
3.3 BLOCK DIAGRAM SHOWING THE CONFIGURATION OF SYSTEM TESTED

Mode 1-4



Mode 5



Mode 6

3.4 DESCRIPTION OF SUPPORT UNITS

The EUT has been tested as an independent unit together with other necessary accessories or support units. The following support units or accessories were used to form a representative test configuration during the tests.

Item	Equipment	Mfr/Brand	Model/Type No.	FCC ID	Series No.
A	Earphone	Apple	A1446	BCG-A1446A	DCYJF3MPF0GV
B	Router	TP-LINK	TL-WR1041N	NA	1142123O01143
C	Phone	Apple	A1332	BCG-E2380A	6Q10855UA4S
D	USB3.0 hard disk	TOSHIBA	HDDR500E03X	DOC	N/A

Item	Shielded Type	Ferrite Core	Length	Note
1	YES	NO	1.4m	USB-C Data Charger Cable
2	NO	NO	1.5m	Audio Cable
3	YES	NO	1.5m	USB-C to Micro-USB Cable
4	YES	NO	0.1m	Micro-USB to USB-A Adaptor

Note:

(1) For detachable type I/O cable should be specified the length m in 『Length』 column.

4. EMC EMISSION TEST

4.1 CONDUCTED EMISSION MEASUREMENT

4.1.1 POWER LINE CONDUCTED EMISSION (FREQUENCY RANGE 150KHZ-30MHZ)

FREQUENCY (MHz)	Class A (dBuV)		Class B (dBuV)	
	Quasi-peak	Average	Quasi-peak	Average
0.15 -0.5	79.00	66.00	66 - 56 *	56 - 46 *
0.50 -5.0	73.00	60.00	56.00	46.00
5.0 -30.0	73.00	60.00	60.00	50.00

Note:

- (1) The tighter limit applies at the band edges.
- (2) The limit of " * " marked band means the limitation decreases linearly with the logarithm of the frequency in the range.
- (3) The test result calculated as following:
 Measurement Value = Reading Level + Correct Factor
 Correct Factor = Insertion Loss + Cable Loss + Attenuator Factor(if use)
 Margin Level = Measurement Value – Limit Value

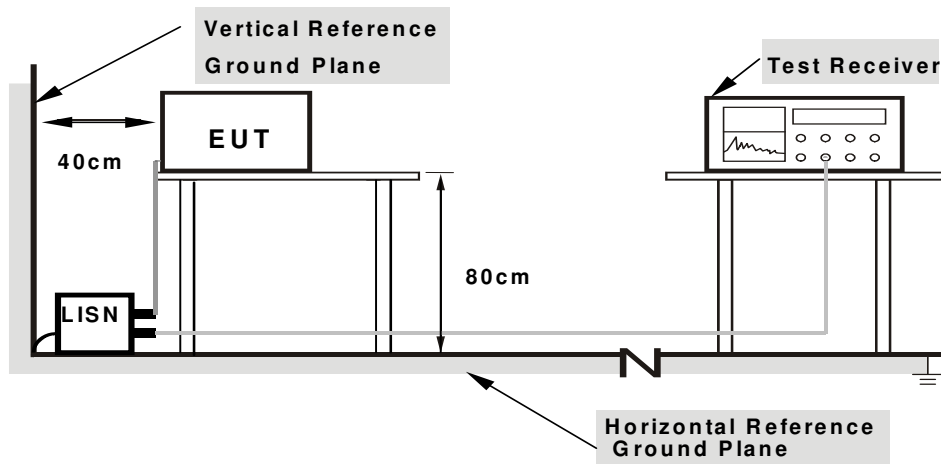
4.1.2 TEST PROCEDURE

- a. The EUT was placed 0.8 meters from the horizontal ground plane with EUT being connected to the power mains through a line impedance stabilization network (LISN). All other support equipments powered from additional LISN(s). The LISN provide 50 Ohm/ 50uH of coupling impedance for the measuring instrument.
- b. Interconnecting cables that hang closer than 40 cm to the ground plane shall be folded back and forth in the center forming a bundle 30 to 40 cm long.
- c. I/O cables that are not connected to a peripheral shall be bundled in the center. The end of the cable may be terminated, if required, using the correct terminating impedance. The overall length shall not exceed 1 m.
- d. LISN at least 80 cm from nearest part of EUT chassis.
- e. For the actual test configuration, please refer to the related Item –EUT Test Photos.

4.1.3 DEVIATION FROM TEST STANDARD

No deviation

4.1.4 TEST SETUP



- Note:**
1. Support units were connected to second LISN.
 2. Both of LISNs (AMN) are 80 cm from EUT and at least 80 from other units and other metal planes

4.1.5 EUT OPERATING CONDITIONS

The EUT exercise program used during radiated and/or conducted emission measurement was designed to exercise the various system components in a manner similar to a typical use.

4.1.6 TEST RESULTS

Please refer to the Attachment A.

Temperature: 24°C Relative Humidity: 60%

Remark

- (1) All readings are QP Mode value unless otherwise stated AVG in column of 『Note』. If the QP Mode Measured value compliance with the QP Limits and lower than AVG Limits, the EUT shall be deemed to meet both QP & AVG Limits and then only QP Mode was measured, but AVG Mode didn't perform. In this case, a “ * ” marked in AVG Mode column of Interference Voltage Measured.
- (2) Measuring frequency range from 150KHz to 30MHz.

4.2 RADIATED EMISSION MEASUREMENT

4.2.1 LIMITS OF RADIATED EMISSION MEASUREMENT

Below 1 GHz

Measurement Method and Applied Limits:

ANSI C63.4:

Frequency (MHz)	Class A (at 10m)		Class B (at 3m)	
	(uV/m) Field strength	(dBuV/m) Field strength	(uV/m) Field strength	(dBuV/m) Field strength
30 - 88	90	39	100	40
88 - 216	150	43.5	150	43.5
216 - 960	210	46.4	200	46
Above 960	300	49.5	500	54

CISPR 22 or CAN/CSA-CISPR 22-10:

Frequency (MHz)	Class A (at 10m)	Class B (at 10m)
	dBuV/m	
30 - 230	40	30
230 - 1000	47	37

Above 1 GHz

Measurement Method and Applied Limits:

ANSI C63.4:

Frequency (MHz)	Class A				Class B	
	(dBuV/m) (at 3m)		(dBuV/m) (at 10m)		(dBuV/m) (at 3m)	
	Peak	Average	Peak	Average	Peak	Average
Above 1000	80	60	69.5	49.5	74	54

FREQUENCY RANGE OF RADIATED MEASUREMENT (FOR UNINTENTIONAL RADIATORS)

Highest frequency generated or Upper frequency of measurement used in the device or on which the device operates or tunes (MHz)	Range (MHz)
Below 1.705	30
1.705 - 108	1000
108 - 500	2000
500 - 1000	5000
Above 1000	5 th harmonic of the highest frequency or 40 GHz, whichever is lower

NOTE:

- (1) The limit for radiated test was performed according to as following:
FCC Part 15, Subpart B
- (2) The tighter limit applies at the band edges.
- (3) Emission level (dBuV/m) = 20log Emission level (uV/m).
3m Emission level = 10m Emission level + 20log(10m/3m).
- (4) The test result calculated as following:
Measurement Value = Reading Level + Correct Factor
Correct Factor = Antenna Factor + Cable Loss - Amplifier Gain(if use)
Margin Level = Measurement Value - Limit Value

4.2.2 TEST PROCEDURE

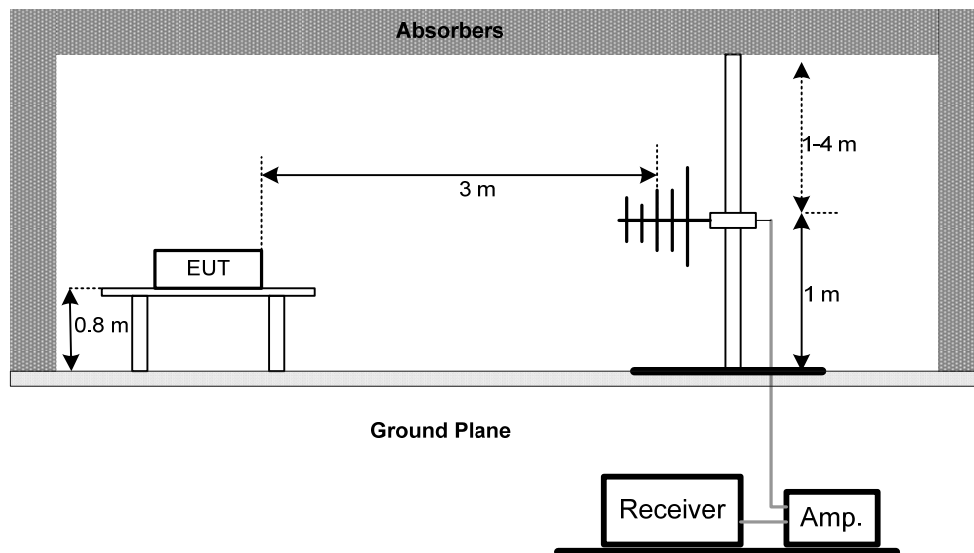
- a. The measuring distance of 3 m shall be used for measurements. The EUT was placed on the top of a rotating table 0.8 meter above the ground at a 3 meter semi-anechoic chamber. The table was rotated 360 degrees to determine the position of the highest radiation.(below 1GHz)
- b. The measuring distance of 3 m shall be used for measurements. The EUT was placed on the top of a rotating table 0.8 meter above the ground at a 3 meter semi-anechoic chamber. The table was rotated 360 degrees to determine the position of the highest radiation.(above 1GHz)
- c. The height of the equipment or of the substitution antenna shall be 0.8 m, the height of the test antenna shall vary between 1 m to 4 m. Both horizontal and vertical polarizations of the antenna are set to make the measurement.
- d. For each suspected emission, the EUT was arranged to its worst case and then the antenna was tuned to heights find the maximum reading (used Bore sight function).
- e. The receiver system was set to peak and average detect function and specified bandwidth with maximum hold mode when the test frequency is above 1GHz.
- f. The initial step in collecting radiated emission data is a receiver peak detector mode pre-scanning the measurement frequency range. Significant peaks are then marked and then Quasi Peak detector mode re-measured.
- g. All readings are Peak unless otherwise stated QP in column of Note. Peak denotes that the Peak reading compliance with the QP Limits and then QP Mode measurement didn't perform. (below 1GHz)
- h. All readings are Peak Mode value unless otherwise stated AVG in column of Note. If the Peak Mode Measured value compliance with the Peak Limits and lower than AVG Limits, the EUT shall be deemed to meet both Peak & AVG Limits and then only Peak Mode was measured, but AVG Mode didn't perform. (above 1GHz)
- i. For the actual test configuration, please refer to the related Item –EUT Test Photos.
- j. For measurement of frequency 1GHz -40GHz, the EUT was set 3 meters away from the receiver antenna.
 Emission level (dBuV/m)=20log Emission level (uV/m).
 The limits above 18GHz shall be extrapolated to the specified distance using an extrapolation factor of 20dB/decade from 3m to 1m
 Distance extrapolation factor = 20 log (3m/1m) dB ;
 Limit line = specific limits (dBuV) + 9.5 dB.

4.2.3 DEVIATION FROM TEST STANDARD

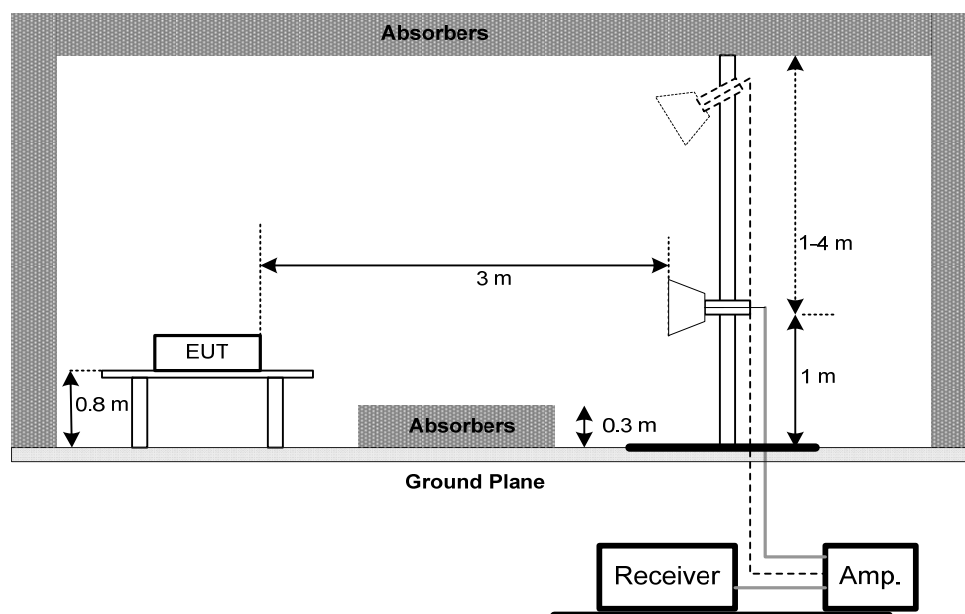
No deviation

4.2.4 TEST SETUP

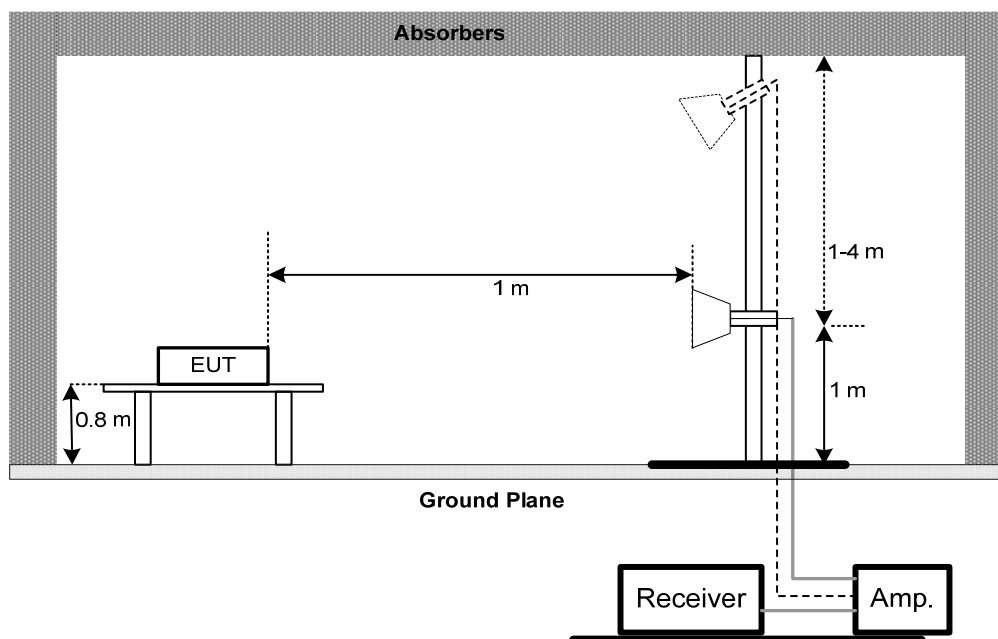
(A) Radiated Emission Test Set-Up Frequency Below 1 GHz



(B) Radiated Emission Test Set-Up Frequency Above 1 GHz



(C) Radiated Emission Test Set-Up Frequency 18 GHz-40GHz



4.2.5 EUT OPERATING CONDITIONS

The EUT tested system was configured as the statements of 4.1.5 unless otherwise a special operating condition is specified in the follows during the testing.

4.2.6 TEST RESULTS (30MHZ TO 1000 MHZ)

Please refer to the Attachment B.
 Temperature: 25°C Relative Humidity: 60%

4.2.7 TEST RESULTS (ABOVE 1000 MHZ)

Please refer to the Attachment C
 Temperature: 25°C Relative Humidity: 60%

Remark :

- (1) Radiated emissions measured in frequency range above 1000MHz were made with an instrument using Peak detector mode and AV detector mode of the emission .
- (2) Data of measurement within this frequency range shown “ * ” in the table above means the reading of emissions are attenuated more than 20dB below the permissible limits or the field strength is too small to be measured.
- (3) A preamp and high pass filter were used for this test in order to provide sufficient measurement sensitivity.

5. MEASUREMENT INSTRUMENTS LIST

Conducted Emission					
Item	Kind of Equipment	Manufacturer	Type No.	Serial No.	Calibrated until
1	TWO-LINE V-NETWORK	R&S	ENV216	101050	Feb. 01, 2017
2	Test Cable	TIMES	CFD300-NL	C05	Jun. 14, 2016
3	EMI Test Receiver	R&S	ESR3	101854	Dec. 10, 2016
4	Measurement Software	EZ	EZ EMC (Version NB-03A)	N/A	N/A

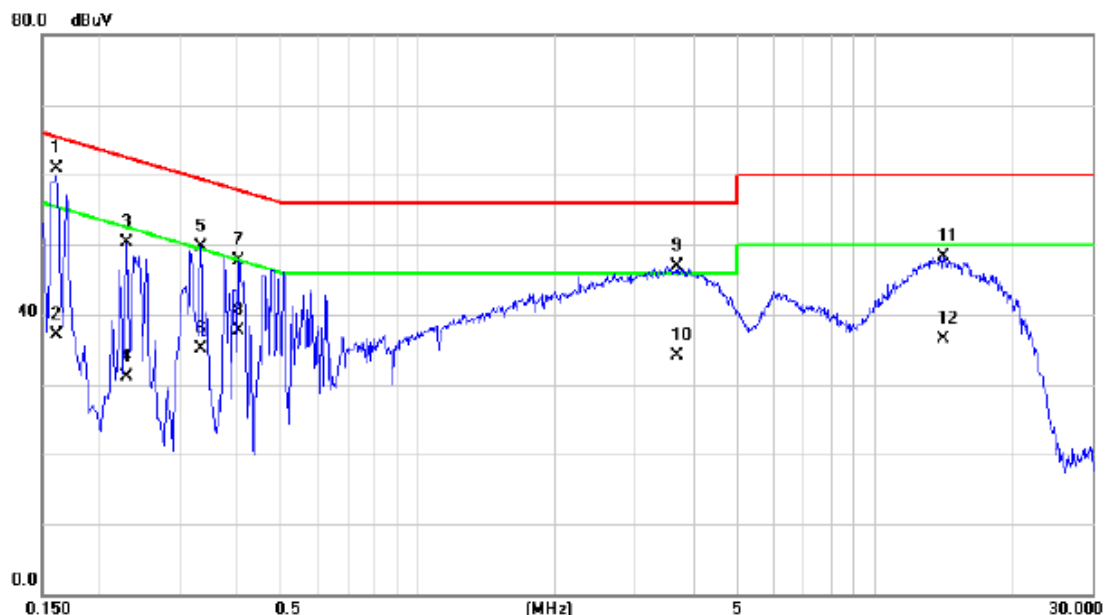
Radiated Emission					
Item	Kind of Equipment	Manufacturer	Type No.	Serial No.	Calibrated until
1	Log-Bicon Antenna	Schwarzbeck	VULB 9168	9168-641	Sep. 10, 2016
2	Log-Bicon Antenna	Schwarzbeck	VULB 9168	9168-642	Sep. 10, 2016
3	Attenuator	Inmet	AT-N0507	01	Sep. 10, 2016
4	Attenuator	Inmet	AT-N0508	02	Sep. 10, 2016
5	Pre-Amplifier	EMCI	EMC9135	980281	Oct. 05, 2016
6	Pre-Amplifier	EMCI	EMC9135	980282	Oct. 05, 2016
7	Test Cable	EMCI	EMC8D-NM-NM-800	150102	Jan. 22, 2017
8	Test Cable	EMCI	EMC8D-NM-NM-800	150103	Jan. 22, 2017
9	Test Cable	EMCI	EMC8D-NM-NM-5000	150105	Jan. 22, 2017
10	Test Cable	EMCI	EMC8D-NM-NM-5000	150106	Jan. 22, 2017
11	Test Cable	EMCI	EMC8D-NM-NM-10000	150107	Jan. 22, 2017
12	Test Cable	EMCI	EMC8D-NM-NM-20000	150116	Jan. 22, 2017
13	EXA Spectrum Analyzer	Keysight Technologies	N9010A	MY54200483	Sep. 21, 2016
14	EMI Receiver	Keysight Technologies	N9038A	MY54130009	Oct. 02, 2016
15	Horn Antenna	Schwarzbeck	BBHA-9120D	120D-1297	Aug. 03, 2016
16	Pre-Amplifier	Agilent	8449B	3008A02331	Jan. 22, 2017
17	Test Cable	EMCI	EMC104-SM-SM-800	150110	Jan. 22, 2017
18	Test Cable	EMCI	EMC104-SM-SM-15000	150111	Jan. 22, 2017
19	Test Cable	EMCI	EMC104-SM-SM-5000	141210	Jan. 22, 2017
20	Measurement Software	EZ	EZ EMC (Version NB-03A)	N/A	N/A

Remark: "N/A" denotes no model name, serial no. or calibration specified.
All calibration period of equipment list is one year.

ATTACHMENT A - CONDUCTED EMISSION

Test Voltage:	AC 120V/60Hz
Test Mode:	Adapter+BT+2.4GHz WIFI+Playing+Earphone
Note:	Adapter: SALCOMP +Battery: Sunwoda

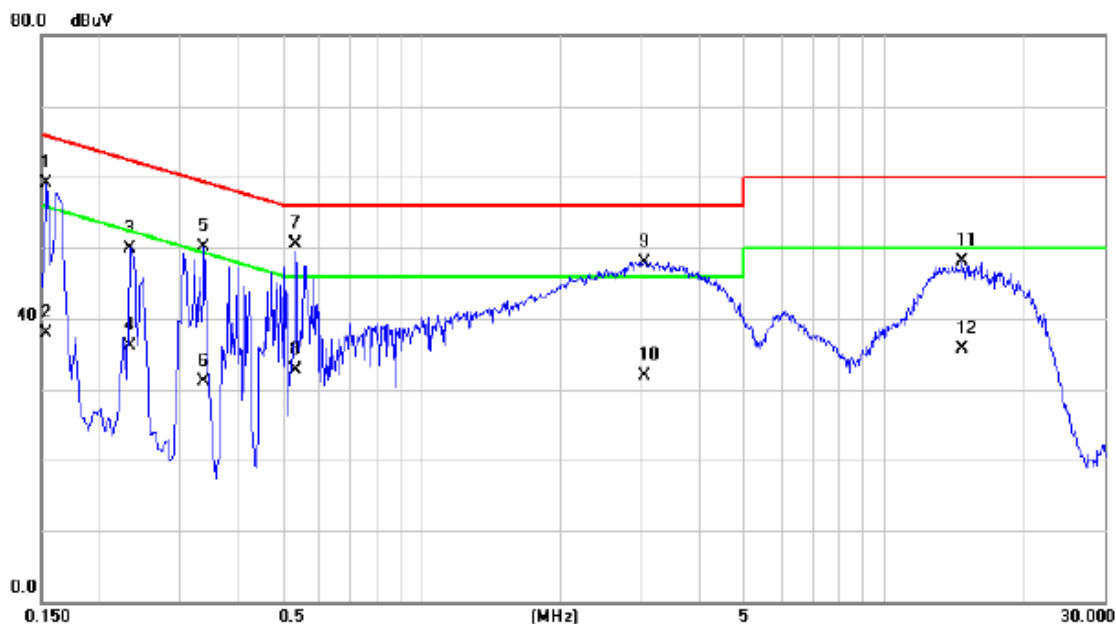
Line



No.	Mk.	Freq. MHz	Reading Level dBuV	Correct Factor dB	Measure- ment dBuV	Limit dBuV	Margin dB	Detector	Comment
1	*	0.1620	79.50	-18.65	60.85	65.36	-4.51	QP	
2		0.1620	55.80	-18.65	37.15	55.36	-18.21	AVG	
3		0.2300	69.12	-18.76	50.36	62.45	-12.09	QP	
4		0.2300	49.95	-18.76	31.19	52.45	-21.26	AVG	
5		0.3340	68.52	-18.85	49.67	59.35	-9.68	QP	
6		0.3340	53.99	-18.85	35.14	49.35	-14.21	AVG	
7		0.4060	66.53	-18.92	47.61	57.73	-10.12	QP	
8		0.4060	56.70	-18.92	37.78	47.73	-9.95	AVG	
9		3.7140	66.31	-19.41	46.90	56.00	-9.10	QP	
10		3.7140	53.49	-19.41	34.08	46.00	-11.92	AVG	
11		14.1980	67.51	-19.21	48.30	60.00	-11.70	QP	
12		14.1980	55.74	-19.21	36.53	50.00	-13.47	AVG	

Test Voltage:	AC 120V/60Hz
Test Mode:	Adapter+BT+2.4GHz WIFI+Playing+Earphone
Note:	Adapter: SALCOMP +Battery: Sunwoda

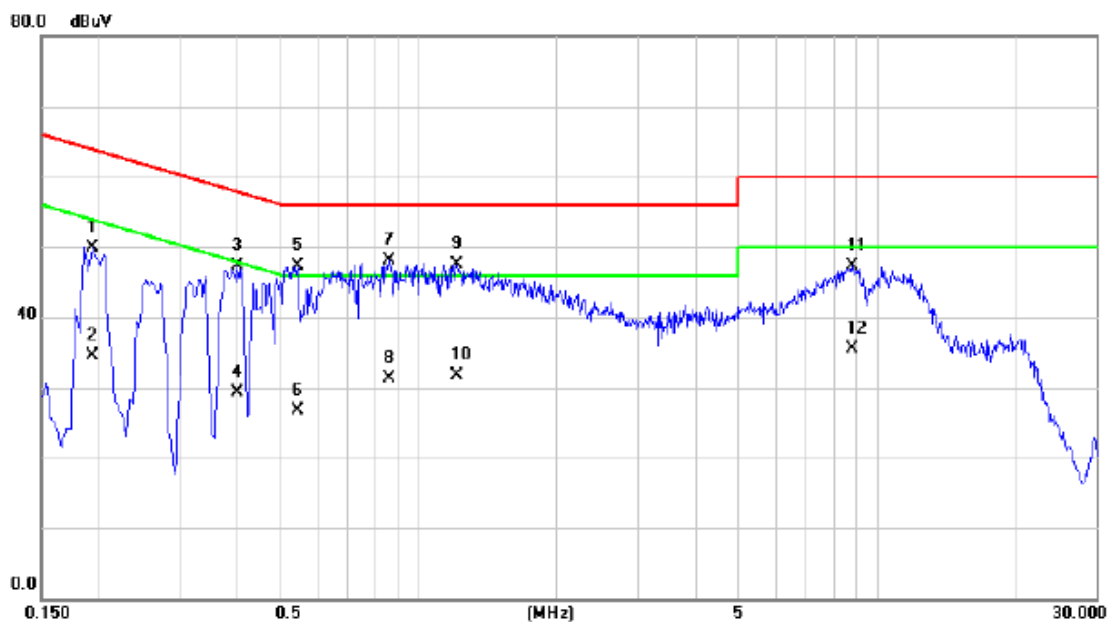
Neutral



No. Mk.	Freq. MHz	Reading Level dBuV	Correct Factor dB	Measure- ment dBuV	Limit dBuV	Margin dB	Detector	Comment
1	0.1540	77.81	-18.63	59.18	65.78	-6.60	QP	
2	0.1540	56.52	-18.63	37.89	55.78	-17.89	AVG	
3	0.2340	68.65	-18.75	49.90	62.31	-12.41	QP	
4	0.2340	54.76	-18.75	36.01	52.31	-16.30	AVG	
5	0.3380	69.00	-18.85	50.15	59.25	-9.10	QP	
6	0.3380	49.98	-18.85	31.13	49.25	-18.12	AVG	
7 *	0.5340	69.61	-19.07	50.54	56.00	-5.46	QP	
8	0.5340	51.73	-19.07	32.66	46.00	-13.34	AVG	
9	3.0380	67.42	-19.45	47.97	56.00	-8.03	QP	
10	3.0380	51.26	-19.45	31.81	46.00	-14.19	AVG	
11	14.8220	67.29	-19.21	48.08	60.00	-11.92	QP	
12	14.8220	54.83	-19.21	35.62	50.00	-14.38	AVG	

Test Voltage:	AC 120V/60Hz
Test Mode:	Adapter+BT+2.4GHz WIFI+Playing+Earphone
Note:	Adapter: BYD +Battery: SCUD

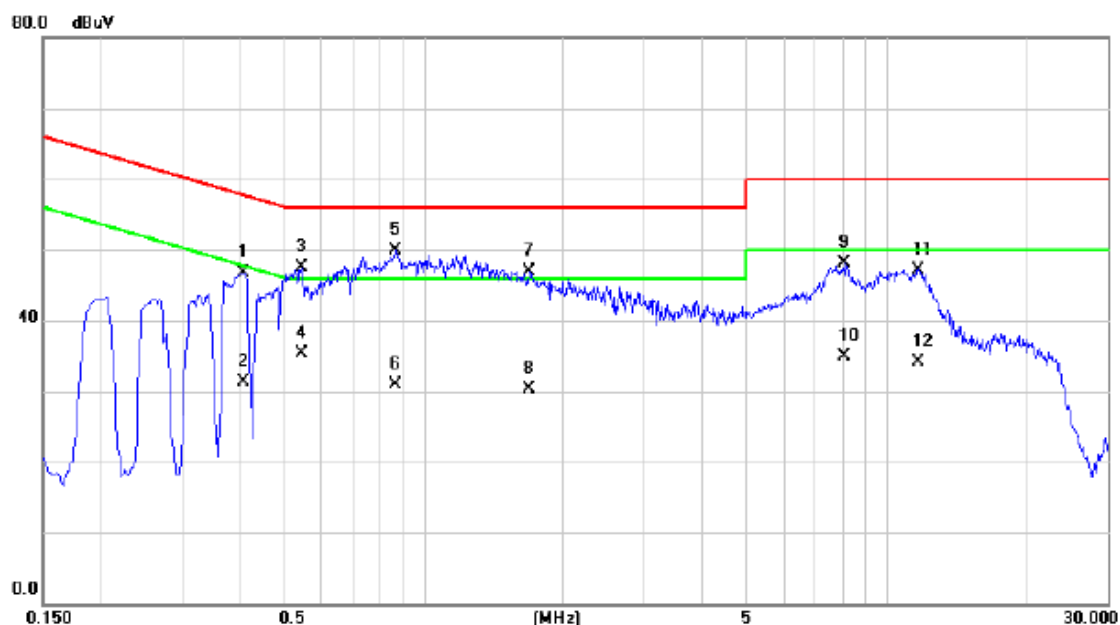
Line



No. Mk.	Freq. MHz	Reading Level dBuV	Correct Factor dB	Measure- ment dBuV	Limit dBuV	Margin dB	Detector	Comment
1	0.1940	68.70	-18.71	49.99	63.86	-13.87	QP	
2	0.1940	53.18	-18.71	34.47	53.86	-19.39	AVG	
3	0.4020	66.30	-18.91	47.39	57.81	-10.42	QP	
4	0.4020	48.19	-18.91	29.28	47.81	-18.53	AVG	
5	0.5460	66.32	-19.10	47.22	56.00	-8.78	QP	
6	0.5460	45.80	-19.10	26.70	46.00	-19.30	AVG	
7 *	0.8620	67.69	-19.50	48.19	56.00	-7.81	QP	
8	0.8620	50.77	-19.50	31.27	46.00	-14.73	AVG	
9	1.2100	67.01	-19.56	47.45	56.00	-8.55	QP	
10	1.2100	51.17	-19.56	31.61	46.00	-14.39	AVG	
11	8.7780	66.62	-19.27	47.35	60.00	-12.65	QP	
12	8.7780	54.87	-19.27	35.60	50.00	-14.40	AVG	

Test Voltage:	AC 120V/60Hz
Test Mode:	Adapter+BT+2.4GHz WIFI+Playing+Earphone
Note:	Adapter: BYD +Battery: SCUD

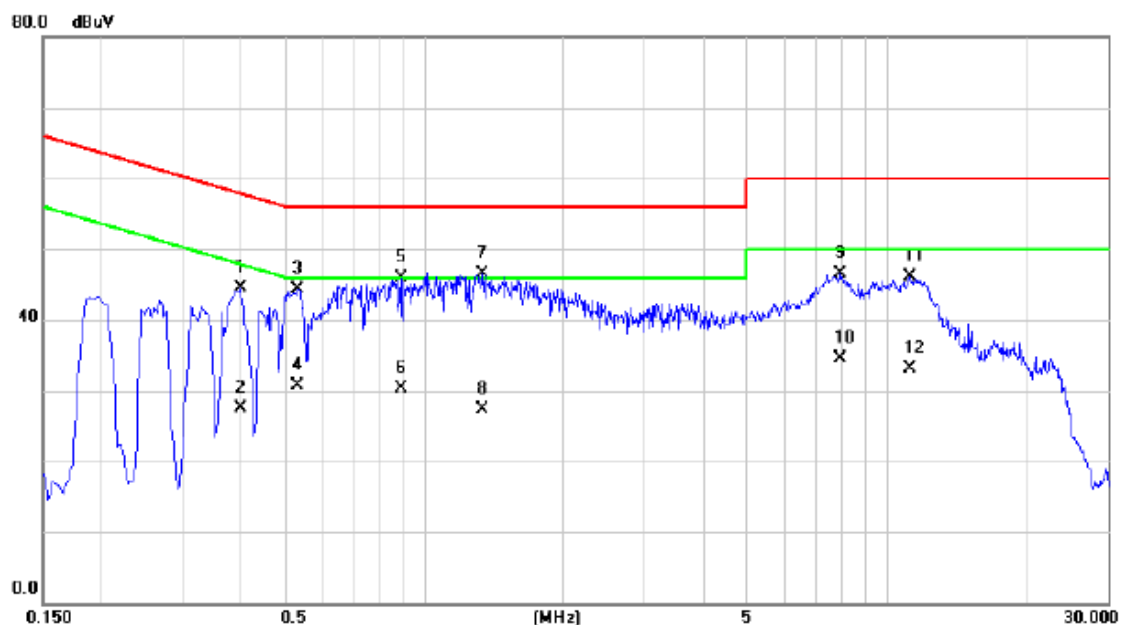
Neutral



No. Mk.	Freq. MHz	Reading Level dBuV	Correct Factor dB	Measure- ment dBuV	Limit dBuV	Margin dB	Detector	Comment
1	0.4100	65.72	-18.93	46.79	57.65	-10.86	QP	
2	0.4100	50.16	-18.93	31.23	47.65	-16.42	AVG	
3	0.5460	66.57	-19.10	47.47	56.00	-8.53	QP	
4	0.5460	54.46	-19.10	35.36	46.00	-10.64	AVG	
5 *	0.8700	69.37	-19.51	49.86	56.00	-6.14	QP	
6	0.8700	50.39	-19.51	30.88	46.00	-15.12	AVG	
7	1.6900	66.45	-19.53	46.92	56.00	-9.08	QP	
8	1.6900	49.81	-19.53	30.28	46.00	-15.72	AVG	
9	8.0700	67.43	-19.28	48.15	60.00	-11.85	QP	
10	8.0700	54.23	-19.28	34.95	50.00	-15.05	AVG	
11	11.7020	66.43	-19.23	47.20	60.00	-12.80	QP	
12	11.7020	53.40	-19.23	34.17	50.00	-15.83	AVG	

Test Voltage:	AC 120V/60Hz
Test Mode:	Adapter+BT+2.4GHz WIFI+Playing+Earphone
Note:	Adapter: BYD +Battery: Coslight

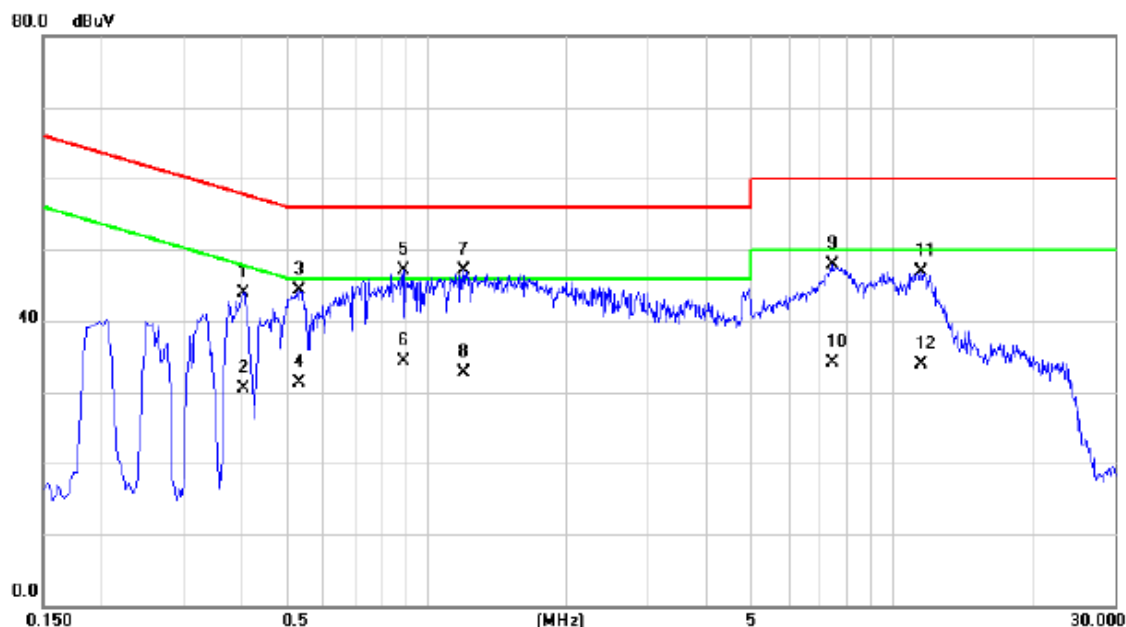
Line



No.	Mk.	Freq. MHz	Reading Level dBuV	Correct Factor dB	Measure- ment dBuV	Limit dBuV	Margin dB	Detector	Comment
1		0.4020	63.39	-18.91	44.48	57.81	-13.33	QP	
2		0.4020	46.39	-18.91	27.48	47.81	-20.33	AVG	
3		0.5340	63.37	-19.07	44.30	56.00	-11.70	QP	
4		0.5340	49.76	-19.07	30.69	46.00	-15.31	AVG	
5		0.8900	65.45	-19.51	45.94	56.00	-10.06	QP	
6		0.8900	49.88	-19.51	30.37	46.00	-15.63	AVG	
7	*	1.3420	65.95	-19.54	46.41	56.00	-9.59	QP	
8		1.3420	46.87	-19.54	27.33	46.00	-18.67	AVG	
9		7.9180	65.75	-19.28	46.47	60.00	-13.53	QP	
10		7.9180	53.69	-19.28	34.41	50.00	-15.59	AVG	
11		11.2500	65.38	-19.23	46.15	60.00	-13.85	QP	
12		11.2500	52.30	-19.23	33.07	50.00	-16.93	AVG	

Test Voltage:	AC 120V/60Hz
Test Mode:	Adapter+BT+2.4GHz WIFI+Playing+Earphone
Note:	Adapter: BYD +Battery: Coslight

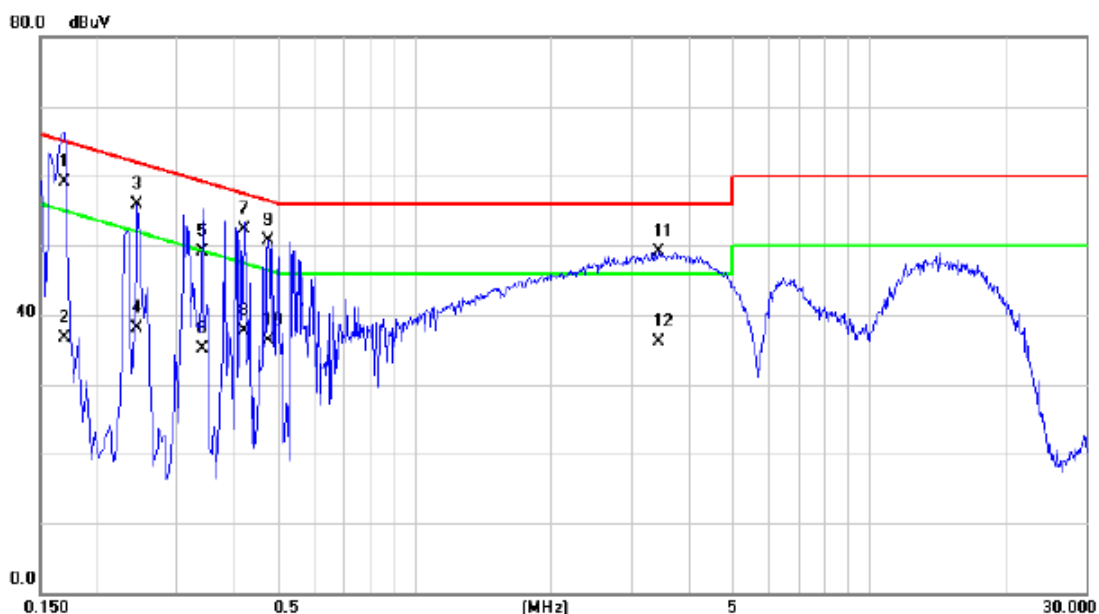
Neutral



No.	Mk.	Freq. MHz	Reading Level dBuV	Correct Factor dB	Measure- ment dBuV	Limit dBuV	Margin dB	Detector	Comment
1		0.4060	62.78	-18.92	43.86	57.73	-13.87	QP	
2		0.4060	49.45	-18.92	30.53	47.73	-17.20	AVG	
3		0.5340	63.33	-19.07	44.26	56.00	-11.74	QP	
4		0.5340	50.43	-19.07	31.36	46.00	-14.64	AVG	
5		0.8900	66.55	-19.51	47.04	56.00	-8.96	QP	
6		0.8900	53.89	-19.51	34.38	46.00	-11.62	AVG	
7	*	1.2020	66.69	-19.56	47.13	56.00	-8.87	QP	
8		1.2020	52.28	-19.56	32.72	46.00	-13.28	AVG	
9		7.4260	67.16	-19.30	47.86	60.00	-12.14	QP	
10		7.4260	53.35	-19.30	34.05	50.00	-15.95	AVG	
11		11.5380	66.06	-19.23	46.83	60.00	-13.17	QP	
12		11.5380	53.10	-19.23	33.87	50.00	-16.13	AVG	

Test Voltage:	AC 120V/60Hz
Test Mode:	Adapter+BT+5GHz WIFI+Playing+Earphone
Note:	Adapter: SALCOMP +Battery: Sunwoda

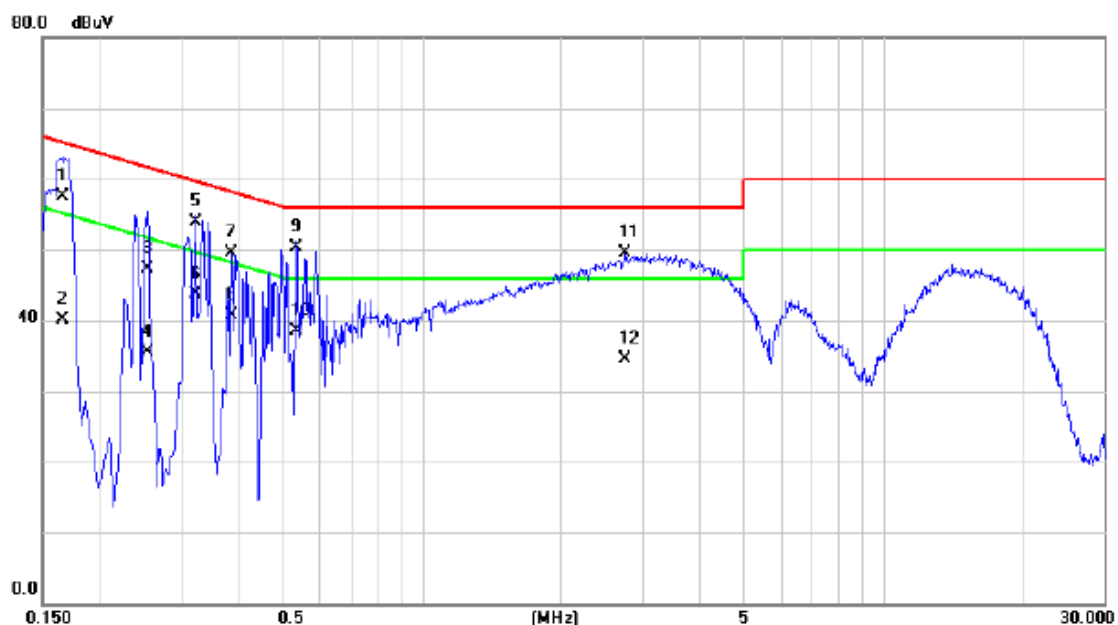
Line



No. Mk.	Freq. MHz	Reading Level dBuV	Correct Factor dB	Measurement dBuV	Limit dBuV	Margin dB	Detector	Comment
1	0.1700	77.72	-18.66	59.06	64.96	-5.90	QP	
2	0.1700	55.42	-18.66	36.76	54.96	-18.20	AVG	
3	0.2460	74.73	-18.77	55.96	61.89	-5.93	QP	
4	0.2460	56.88	-18.77	38.11	51.89	-13.78	AVG	
5	0.3420	68.00	-18.86	49.14	59.15	-10.01	QP	
6	0.3420	54.00	-18.86	35.14	49.15	-14.01	AVG	
7 *	0.4220	71.21	-18.93	52.28	57.41	-5.13	QP	
8	0.4220	56.71	-18.93	37.78	47.41	-9.63	AVG	
9	0.4780	69.64	-18.97	50.67	56.37	-5.70	QP	
10	0.4780	55.35	-18.97	36.38	46.37	-9.99	AVG	
11	3.4500	68.45	-19.42	49.03	56.00	-6.97	QP	
12	3.4500	55.62	-19.42	36.20	46.00	-9.80	AVG	

Test Voltage:	AC 120V/60Hz
Test Mode:	Adapter+BT+5GHz WIFI+Playing+Earphone
Note:	Adapter: SALCOMP +Battery: Sunwoda

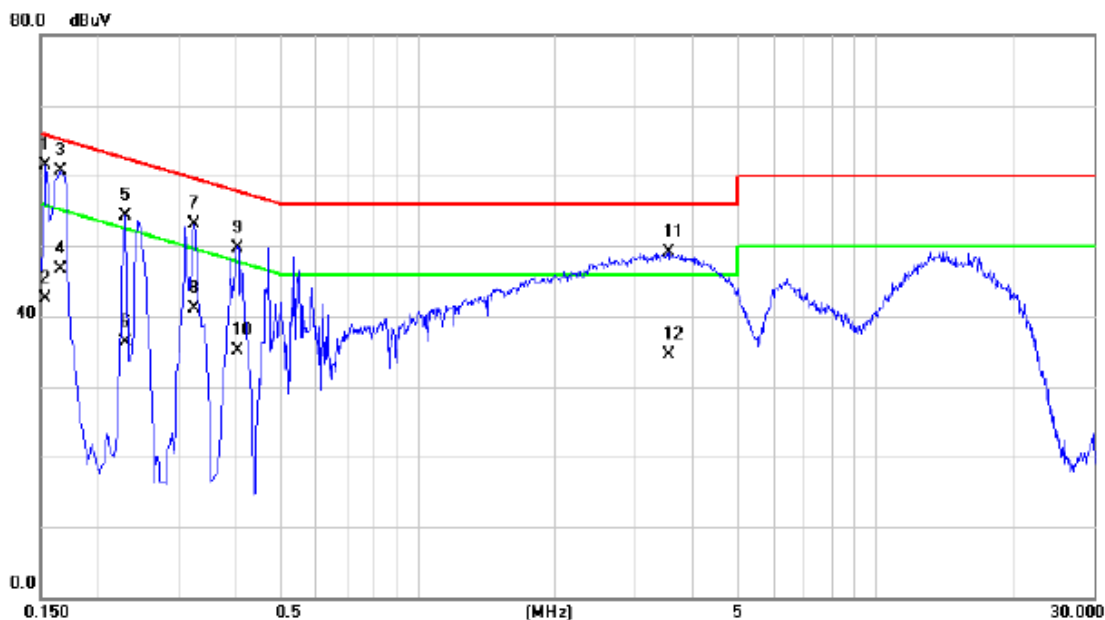
Neutral



No.	Mk.	Freq. MHz	Reading Level dBuV	Correct Factor dB	Measure- ment dBuV	Limit dBuV	Margin dB	Detector	Comment
1		0.1660	76.24	-18.66	57.58	65.16	-7.58	QP	
2		0.1660	58.84	-18.66	40.18	55.16	-14.98	AVG	
3		0.2540	66.09	-18.78	47.31	61.63	-14.32	QP	
4		0.2540	54.19	-18.78	35.41	51.63	-16.22	AVG	
5		0.3220	72.76	-18.84	53.92	59.66	-5.74	QP	
6		0.3220	62.56	-18.84	43.72	49.66	-5.94	AVG	
7		0.3860	68.48	-18.90	49.58	58.15	-8.57	QP	
8		0.3860	59.63	-18.90	40.73	48.15	-7.42	AVG	
9	*	0.5340	69.37	-19.07	50.30	56.00	-5.70	QP	
10		0.5340	57.53	-19.07	38.46	46.00	-7.54	AVG	
11		2.7540	68.91	-19.45	49.46	56.00	-6.54	QP	
12		2.7540	53.94	-19.45	34.49	46.00	-11.51	AVG	

Test Voltage:	AC 120V/60Hz
Test Mode:	Adapter+BT+2.4GHz WIFI+Playing+Speaker
Note:	Adapter: SALCOMP +Battery: Sunwoda

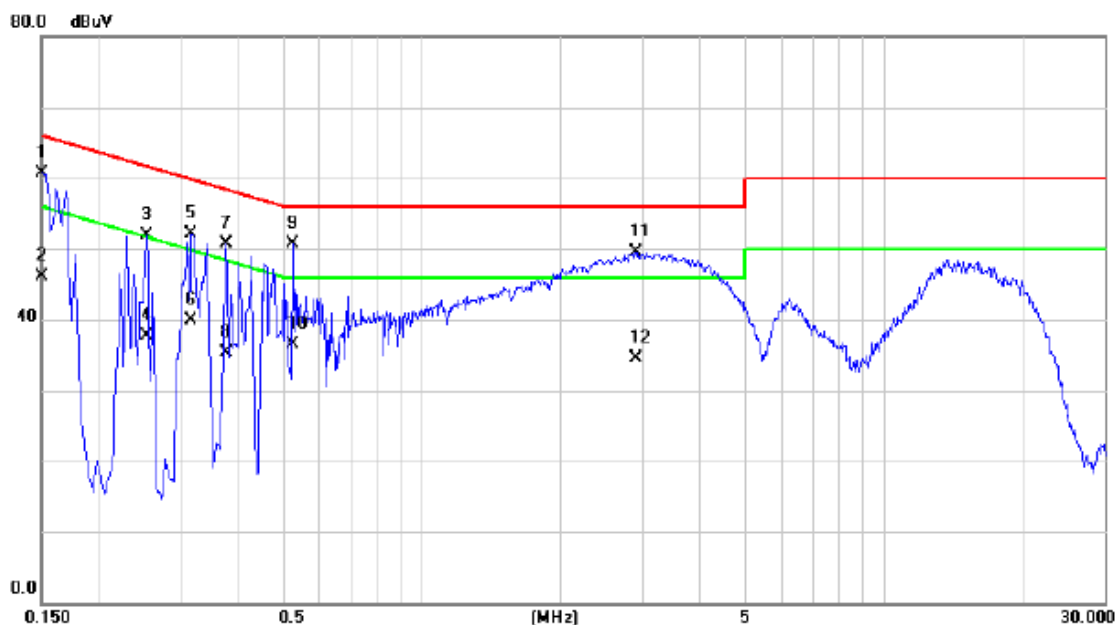
Line



No.	Mk.	Freq.	Reading Level	Correct Factor	Measurement	Limit	Margin	Detector	Comment
		MHz	dBuV	dB	dBuV	dBuV	dB		
1	*	0.1540	80.05	-18.63	61.42	65.78	-4.36	QP	
2		0.1540	61.07	-18.63	42.44	55.78	-13.34	AVG	
3		0.1660	79.39	-18.66	60.73	65.16	-4.43	QP	
4		0.1660	65.42	-18.66	46.76	55.16	-8.40	AVG	
5		0.2300	73.04	-18.76	54.28	62.45	-8.17	QP	
6		0.2300	55.05	-18.76	36.29	52.45	-16.16	AVG	
7		0.3260	71.92	-18.84	53.08	59.55	-6.47	QP	
8		0.3260	59.88	-18.84	41.04	49.55	-8.51	AVG	
9		0.4061	68.70	-18.92	49.78	57.73	-7.95	QP	
10		0.4061	54.00	-18.92	35.08	47.73	-12.65	AVG	
11		3.5380	68.49	-19.42	49.07	56.00	-6.93	QP	
12		3.5380	54.02	-19.42	34.60	46.00	-11.40	AVG	

Test Voltage:	AC 120V/60Hz
Test Mode:	Adapter+BT+2.4GHz WIFI+Playing+Speaker
Note:	Adapter: SALCOMP +Battery: Sunwoda

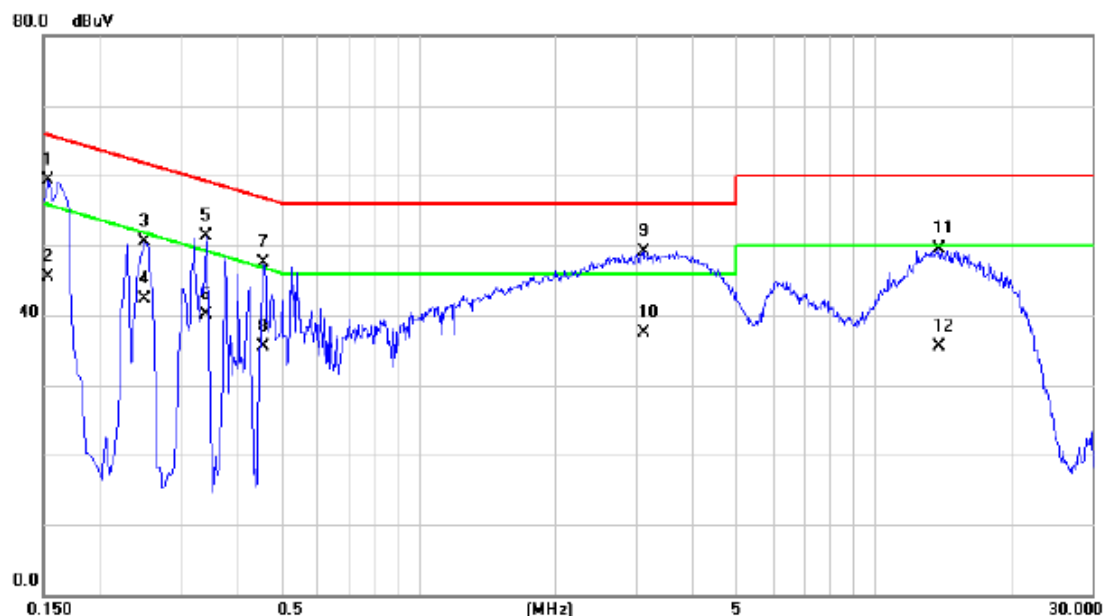
Neutral



No.	Mk.	Freq. MHz	Reading Level dBuV	Correct Factor dB	Measure- ment dBuV	Limit dBuV	Margin dB	Detector	Comment
1		0.1500	79.32	-18.62	60.70	66.00	-5.30	QP	
2		0.1500	64.81	-18.62	46.19	56.00	-9.81	AVG	
3		0.2540	70.61	-18.78	51.83	61.63	-9.80	QP	
4		0.2540	56.39	-18.78	37.61	51.63	-14.02	AVG	
5		0.3180	71.02	-18.83	52.19	59.76	-7.57	QP	
6		0.3180	58.75	-18.83	39.92	49.76	-9.84	AVG	
7		0.3780	69.51	-18.89	50.62	58.32	-7.70	QP	
8		0.3780	54.12	-18.89	35.23	48.32	-13.09	AVG	
9	*	0.5260	69.82	-19.05	50.77	56.00	-5.23	QP	
10		0.5260	55.51	-19.05	36.46	46.00	-9.54	AVG	
11		2.9060	69.03	-19.45	49.58	56.00	-6.42	QP	
12		2.9060	53.95	-19.45	34.50	46.00	-11.50	AVG	

Test Voltage:	AC 120V/60Hz
Test Mode:	Adapter+BT+2.4GHz WIFI+Playing+Camera on
Note:	Adapter: SALCOMP +Battery: Sunwoda

Line



No.	Mk.	Freq. MHz	Reading Level dBuV	Correct Factor dB	Measure- ment dBuV	Limit dBuV	Margin dB	Detector	Comment
1	*	0.1540	77.89	-18.63	59.26	65.78	-6.52	QP	
2		0.1540	64.07	-18.63	45.44	55.78	-10.34	AVG	
3		0.2500	69.22	-18.78	50.44	61.76	-11.32	QP	
4		0.2500	61.09	-18.78	42.31	51.76	-9.45	AVG	
5		0.3420	70.11	-18.86	51.25	59.15	-7.90	QP	
6		0.3420	58.90	-18.86	40.04	49.15	-9.11	AVG	
7		0.4580	66.51	-18.95	47.56	56.73	-9.17	QP	
8		0.4580	54.53	-18.95	35.58	46.73	-11.15	AVG	
9		3.1100	68.53	-19.44	49.09	56.00	-6.91	QP	
10		3.1100	56.86	-19.44	37.42	46.00	-8.58	AVG	
11		13.8500	68.78	-19.21	49.57	60.00	-10.43	QP	
12		13.8500	54.65	-19.21	35.44	50.00	-14.56	AVG	

Test Voltage:	AC 120V/60Hz
Test Mode:	Adapter+BT+2.4GHz WIFI+Playing+Camera on
Note:	Adapter: SALCOMP +Battery: Sunwoda

Neutral

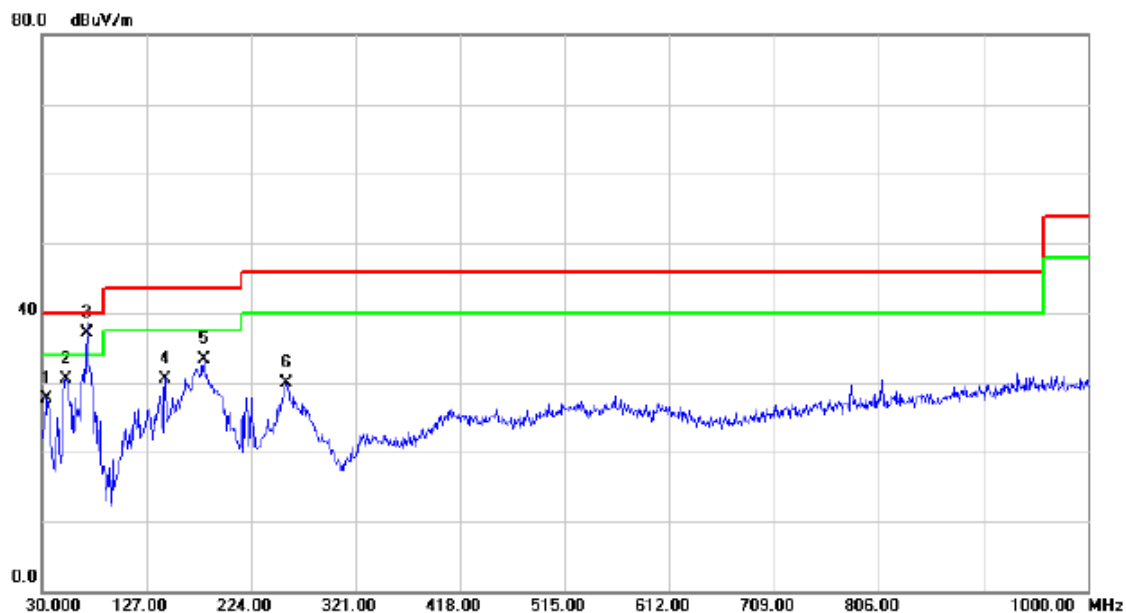


No.	Mk.	Freq. MHz	Reading Level dBuV	Correct Factor dB	Measure- ment dBuV	Limit dBuV	Margin dB	Detector	Comment
1	*	0.1540	79.93	-18.63	61.30	65.78	-4.48	QP	
2		0.1540	64.82	-18.63	46.19	55.78	-9.59	AVG	
3		0.2300	70.83	-18.76	52.07	62.45	-10.38	QP	
4		0.2300	59.27	-18.76	40.51	52.45	-11.94	AVG	
5		0.3340	70.18	-18.85	51.33	59.35	-8.02	QP	
6		0.3340	55.08	-18.85	36.23	49.35	-13.12	AVG	
7		0.3900	68.81	-18.90	49.91	58.06	-8.15	QP	
8		0.3900	54.33	-18.90	35.43	48.06	-12.63	AVG	
9		0.5380	68.91	-19.08	49.83	56.00	-6.17	QP	
10		0.5380	54.54	-19.08	35.46	46.00	-10.54	AVG	
11		2.9220	69.00	-19.45	49.55	56.00	-6.45	QP	
12		2.9220	51.65	-19.45	32.20	46.00	-13.80	AVG	

ATTACHMENT B - RADIATED EMISSION (30MHZ TO 1000MHZ)

Test Voltage:	AC 120V/60Hz
Test Mode:	Adapter+BT+2.4GHz WIFI+Playing+Earphone
Note:	Adapter: BYD +Battery: SCUD

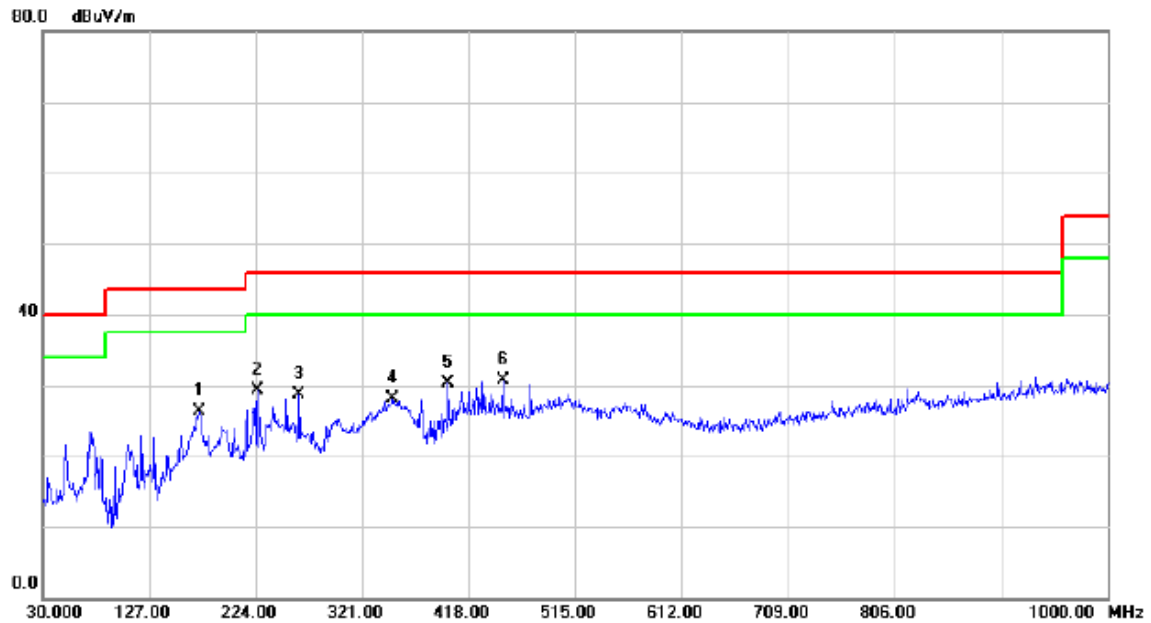
Vertical



No.	Mk.	Freq. MHz	Reading Level dBuV	Correct Factor dB	Measure- ment dBuV/m	Limit dBuV/m	Margin dB	Detector	Comment
1		34.8500	42.84	-15.15	27.69	40.00	-12.31	QP	
2		52.3100	44.36	-13.93	30.43	40.00	-9.57	QP	
3	*	71.7100	53.71	-16.58	37.13	40.00	-2.87	QP	
4		144.4600	44.87	-14.27	30.60	43.50	-12.90	QP	
5		180.3500	48.85	-15.47	33.38	43.50	-10.12	QP	
6		256.9800	44.67	-14.73	29.94	46.00	-16.06	QP	

Test Voltage:	AC 120V/60Hz
Test Mode:	Adapter+BT+2.4GHz WIFI+Playing+Earphone
Note:	Adapter: BYD +Battery: SCUD

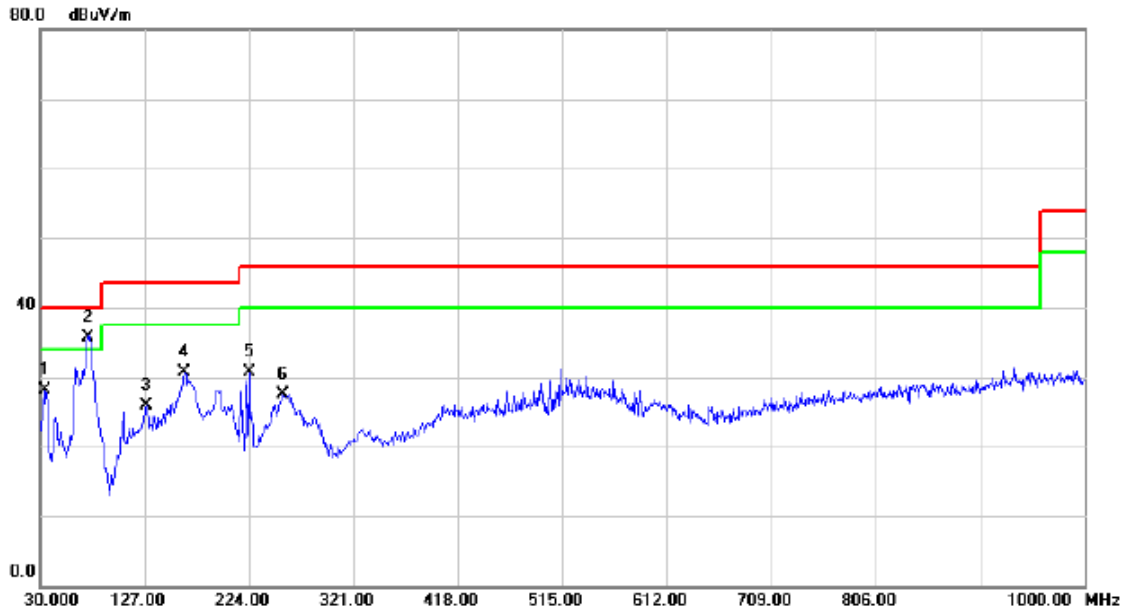
Horizontal



No.	Mk.	Freq. MHz	Reading Level dBuV	Correct Factor dB	Measure- ment dBuV/m	Limit dBuV/m	Margin dB	Detector	Comment
1		172.5900	40.98	-14.68	26.30	43.50	-17.20	QP	
2		225.9400	45.52	-16.13	29.39	46.00	-16.61	QP	
3		263.7700	43.12	-14.43	28.69	46.00	-17.31	QP	
4		349.1300	40.30	-12.26	28.04	46.00	-17.96	QP	
5		399.5700	41.32	-11.10	30.22	46.00	-15.78	QP	
6	*	449.0400	40.45	-9.68	30.77	46.00	-15.23	QP	

Test Voltage:	AC 120V/60Hz
Test Mode:	Adapter+BT+2.4GHz WIFI+Playing+Earphone
Note:	Adapter: BYD +Battery: Coslight

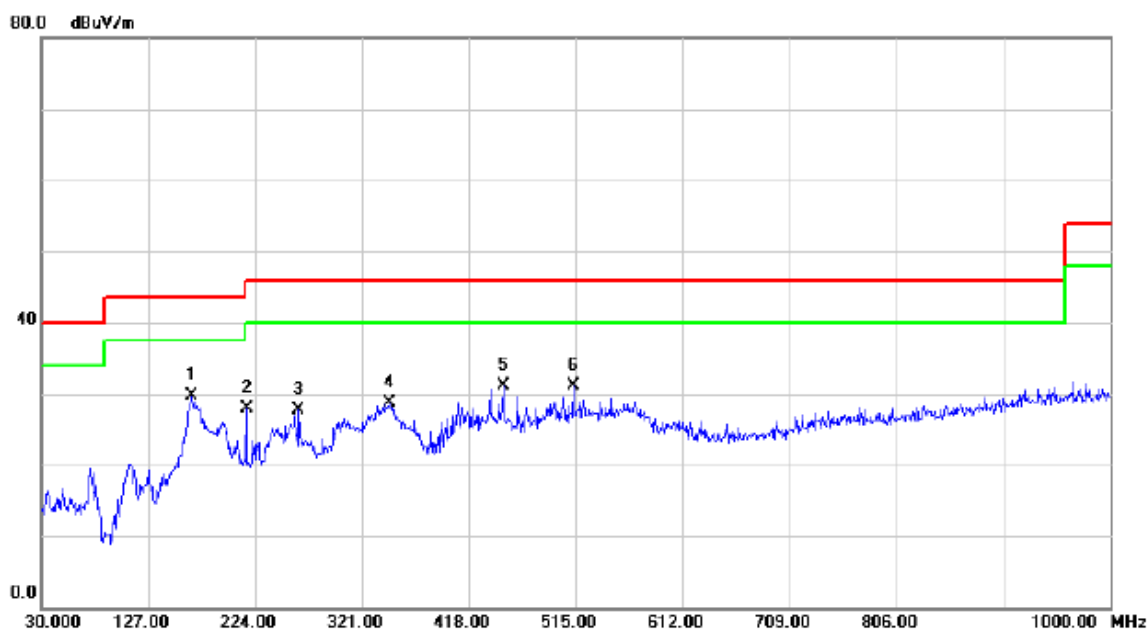
Vertical



No.	Mk.	Freq. MHz	Reading Level dBuV	Correct Factor dB	Measure- ment dBuV/m	Limit dBuV/m	Margin dB	Detector	Comment
1		34.8500	43.23	-15.15	28.08	40.00	-11.92	QP	
2	*	74.6200	52.84	-17.11	35.73	40.00	-4.27	QP	
3		128.9400	41.35	-15.40	25.95	43.50	-17.55	QP	
4		163.8600	44.87	-14.11	30.76	43.50	-12.74	QP	
5		224.0000	46.97	-16.28	30.69	46.00	-15.31	QP	
6		256.0100	42.34	-14.79	27.55	46.00	-18.45	QP	

Test Voltage:	AC 120V/60Hz
Test Mode:	Adapter+BT+2.4GHz WIFI+Playing+Earphone
Note:	Adapter: BYD +Battery: Coslight

Horizontal



No.	Mk.	Freq. MHz	Reading Level dBuV	Correct Factor dB	Measure- ment dBuV/m	Limit dBuV/m	Margin dB	Detector	Comment
1	*	166.7700	44.02	-14.26	29.76	43.50	-13.74	QP	
2		216.2400	44.40	-16.57	27.83	46.00	-18.17	QP	
3		263.7700	42.09	-14.43	27.66	46.00	-18.34	QP	
4		346.2200	40.96	-12.33	28.63	46.00	-17.37	QP	
5		449.0400	40.73	-9.68	31.05	46.00	-14.95	QP	
6		513.0600	40.05	-8.96	31.09	46.00	-14.91	QP	

Test Voltage:	AC 120V/60Hz
Test Mode:	Adapter+BT+2.4GHz WIFI+Playing+Earphone
Note:	Adapter: SALCOMP +Battery: Sunwoda

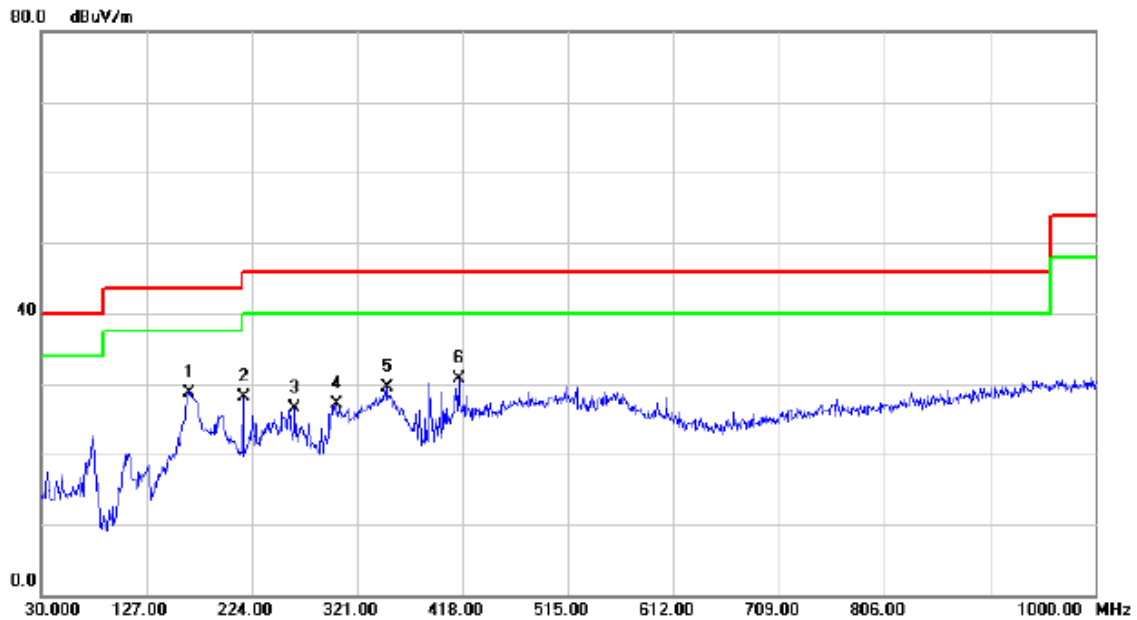
Vertical



No.	Mk.	Freq. MHz	Reading Level dBuV	Correct Factor dB	Measure- ment dBuV/m	Limit dBuV/m	Margin dB	Detector	Comment
1	*	35.8200	43.23	-14.99	28.24	40.00	-11.76	QP	
2		127.9700	41.43	-15.48	25.95	43.50	-17.55	QP	
3		165.8000	45.06	-14.21	30.85	43.50	-12.65	QP	
4		194.9000	47.04	-16.70	30.34	43.50	-13.16	QP	
5		223.0300	44.94	-16.35	28.59	46.00	-17.41	QP	
6		257.9500	43.37	-14.68	28.69	46.00	-17.31	QP	

Test Voltage:	AC 120V/60Hz
Test Mode:	Adapter+BT+2.4GHz WIFI+Playing+Earphone
Note:	Adapter: SALCOMP +Battery: Sunwoda

Horizontal



No.	Mk.	Freq. MHz	Reading Level dBuV	Correct Factor dB	Measure- ment dBuV/m	Limit dBuV/m	Margin dB	Detector	Comment
1	*	166.7700	43.06	-14.26	28.80	43.50	-14.70	QP	
2		216.2400	44.62	-16.57	28.05	46.00	-17.95	QP	
3		263.7700	41.00	-14.43	26.57	46.00	-19.43	QP	
4		301.6000	40.56	-13.44	27.12	46.00	-18.88	QP	
5		348.1600	41.82	-12.29	29.53	46.00	-16.47	QP	
6		414.1200	41.39	-10.68	30.71	46.00	-15.29	QP	

Test Voltage:	AC 120V/60Hz
Test Mode:	Adapter+BT+5GHz WIFI+Playing+Earphone
Note:	Adapter: BYD +Battery: SCUD

Vertical



No.	Mk.	Freq. MHz	Reading Level dBuV	Correct Factor dB	Measure- ment dBuV/m	Limit dBuV/m	Margin dB	Detector	Comment
1		34.8500	43.73	-15.15	28.58	40.00	-11.42	QP	
2	!	62.9800	50.96	-15.20	35.76	40.00	-4.24	QP	
3	*	74.6200	53.12	-17.11	36.01	40.00	-3.99	QP	
4		144.4600	44.11	-14.27	29.84	43.50	-13.66	QP	
5		165.8000	45.26	-14.21	31.05	43.50	-12.45	QP	
6		513.0600	40.86	-8.96	31.90	46.00	-14.10	QP	

Test Voltage:	AC 120V/60Hz
Test Mode:	Adapter+BT+5GHz WIFI+Playing+Earphone
Note:	Adapter: BYD +Battery: SCUD

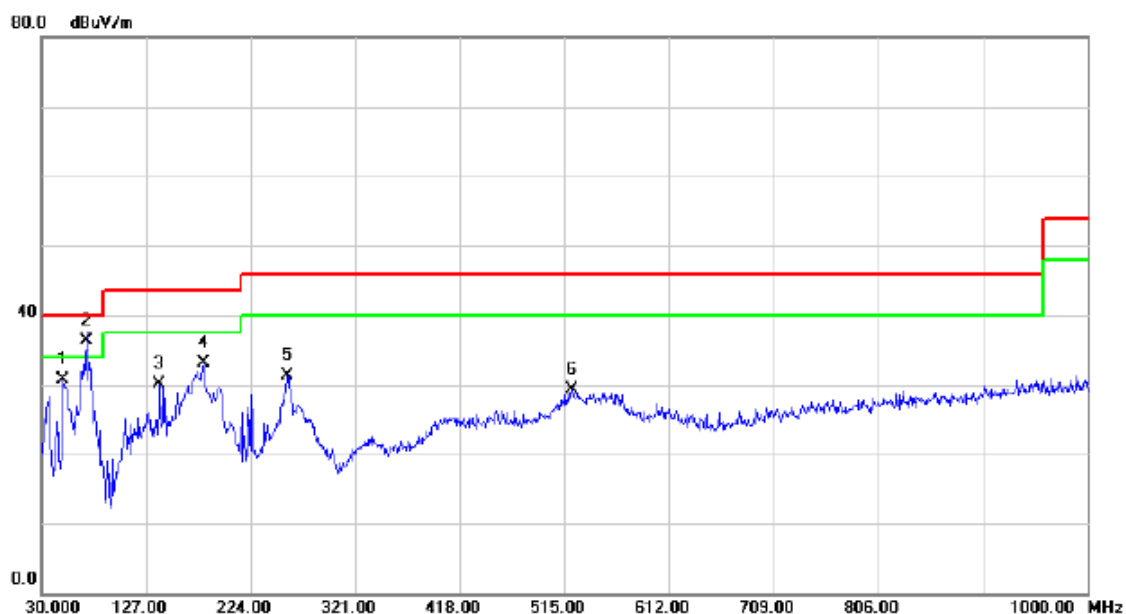
Horizontal



No.	Mk.	Freq. MHz	Reading Level dBuV	Correct Factor dB	Measure- ment dBuV/m	Limit dBuV/m	Margin dB	Detector	Comment
1	*	74.6200	45.92	-17.11	28.81	40.00	-11.19	QP	
2		165.8000	43.53	-14.21	29.32	43.50	-14.18	QP	
3		263.7700	42.18	-14.43	27.75	46.00	-18.25	QP	
4		299.6600	41.94	-13.50	28.44	46.00	-17.56	QP	
5		412.1800	43.01	-10.74	32.27	46.00	-13.73	QP	
6		449.0400	42.16	-9.68	32.48	46.00	-13.52	QP	

Test Voltage:	AC 120V/60Hz
Test Mode:	Adapter+BT+2.4GHz WIFI+Playing+Speaker
Note:	Adapter: BYD +Battery: SCUD

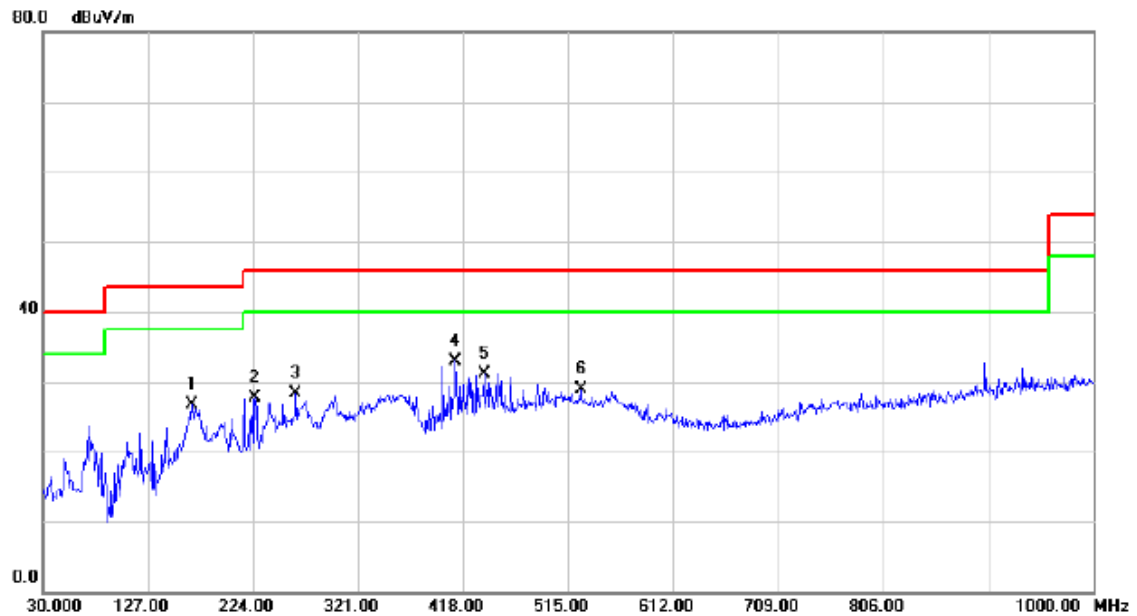
Vertical



No.	Mk.	Freq. MHz	Reading Level dBuV	Correct Factor dB	Measure- ment dBuV/m	Limit dBuV/m	Margin dB	Detector	Comment
1		50.3700	44.50	-13.73	30.77	40.00	-9.23	QP	
2	*	71.7100	52.81	-16.58	36.23	40.00	-3.77	QP	
3		139.6100	44.52	-14.48	30.04	43.50	-13.46	QP	
4		180.3500	48.58	-15.47	33.11	43.50	-10.39	QP	
5		257.9500	45.94	-14.68	31.26	46.00	-14.74	QP	
6		521.7900	38.02	-8.74	29.28	46.00	-16.72	QP	

Test Voltage:	AC 120V/60Hz
Test Mode:	Adapter+BT+2.4GHz WIFI+Playing+Speaker
Note:	Adapter: BYD +Battery: SCUD

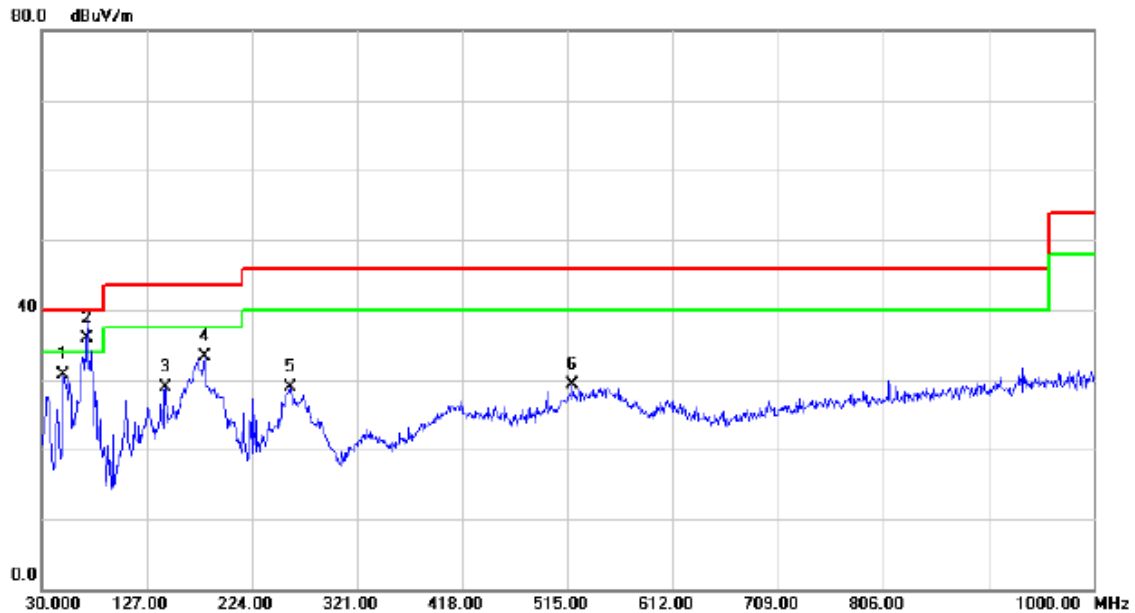
Horizontal



No. Mk.	Freq. MHz	Reading Level dBuV	Correct Factor dB	Measure- ment dBuV/m	Limit dBuV/m	Margin dB	Detector	Comment
1	167.7400	40.99	-14.31	26.68	43.50	-16.82	QP	
2	225.9400	43.87	-16.13	27.74	46.00	-18.26	QP	
3	263.7700	42.67	-14.43	28.24	46.00	-17.76	QP	
4 *	411.2100	43.76	-10.76	33.00	46.00	-13.00	QP	
5	437.4000	41.20	-10.02	31.18	46.00	-14.82	QP	
6	526.6400	37.44	-8.60	28.84	46.00	-17.16	QP	

Test Voltage:	AC 120V/60Hz
Test Mode:	Adapter+BT+2.4GHz WIFI+Playing+Camera on
Note:	Adapter: BYD +Battery: SCUD

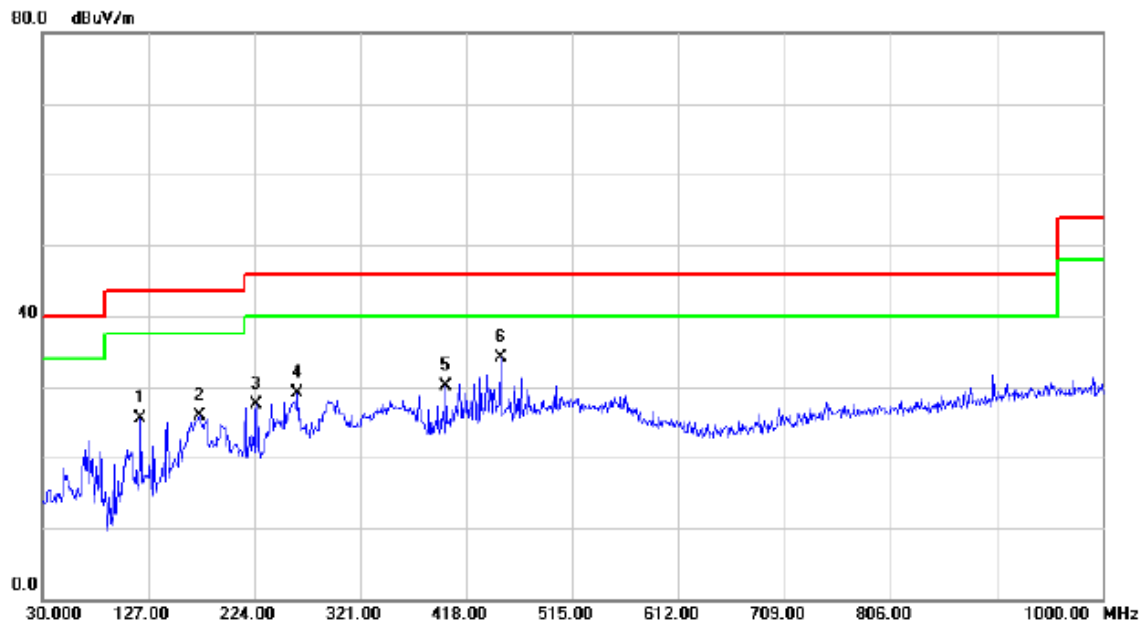
Vertical



No.	Mk.	Freq. MHz	Reading Level dBuV	Correct Factor dB	Measure- ment dBuV/m	Limit dBuV/m	Margin dB	Detector	Comment
1		50.3700	44.35	-13.73	30.62	40.00	-9.38	QP	
2	*	71.7100	52.51	-16.58	35.93	40.00	-4.07	QP	
3		144.4600	43.18	-14.27	28.91	43.50	-14.59	QP	
4		180.3500	48.77	-15.47	33.30	43.50	-10.20	QP	
5		258.9200	43.52	-14.62	28.90	46.00	-17.10	QP	
6		518.8800	38.02	-8.81	29.21	46.00	-16.79	QP	

Test Voltage:	AC 120V/60Hz
Test Mode:	Adapter+BT+2.4GHz WIFI+Playing+Camera on
Note:	Adapter: BYD +Battery: SCUD

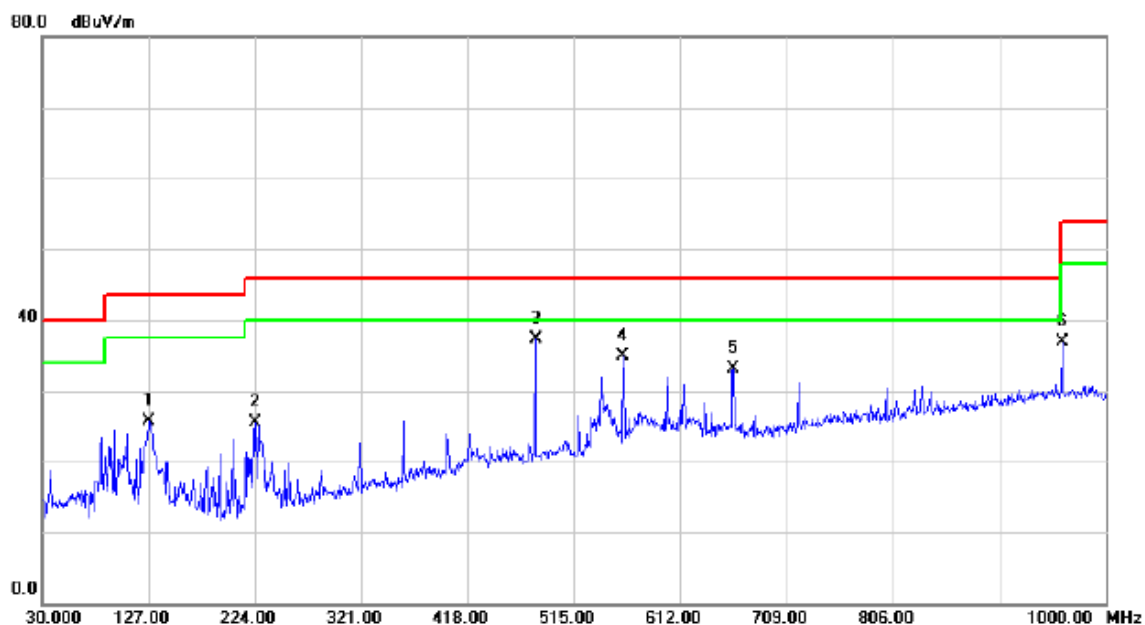
Horizontal



No.	Mk.	Freq. MHz	Reading Level dBuV	Correct Factor dB	Measure- ment dBuV/m	Limit dBuV/m	Margin dB	Detector	Comment
1		120.2100	41.78	-16.20	25.58	43.50	-17.92	QP	
2		174.5300	40.87	-14.87	26.00	43.50	-17.50	QP	
3		225.9400	43.69	-16.13	27.56	46.00	-18.44	QP	
4		263.7700	43.61	-14.43	29.18	46.00	-16.82	QP	
5		399.5700	41.18	-11.10	30.08	46.00	-15.92	QP	
6	*	449.0400	43.69	-9.68	34.01	46.00	-11.99	QP	

Test Voltage:	AC 120V/60Hz
Test Mode:	USB R/W+BT+2.4GHz WIFI
Note:	Adapter: BYD +Battery: SCUD

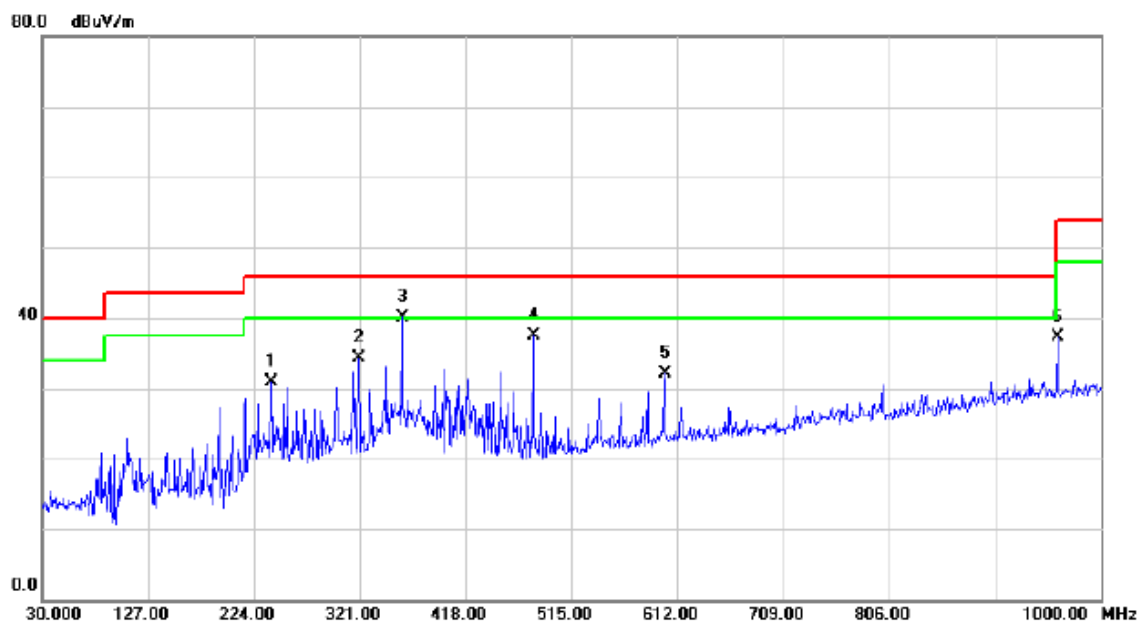
Vertical



No.	Mk.	Freq. MHz	Reading Level dBuV	Correct Factor dB	Measure- ment dBuV/m	Limit dBuV/m	Margin dB	Detector	Comment
1		127.9700	41.19	-15.48	25.71	43.50	-17.79	QP	
2		224.0000	41.85	-16.28	25.57	46.00	-20.43	QP	
3	*	480.0800	46.66	-9.45	37.21	46.00	-8.79	QP	
4		559.6200	42.85	-7.88	34.97	46.00	-11.03	QP	
5		660.5000	39.60	-6.59	33.01	46.00	-12.99	QP	
6		960.2300	38.54	-1.67	36.87	54.00	-17.13	QP	

Test Voltage:	AC 120V/60Hz
Test Mode:	USB R/W+BT+2.4GHz WIFI
Note:	Adapter: BYD +Battery: SCUD

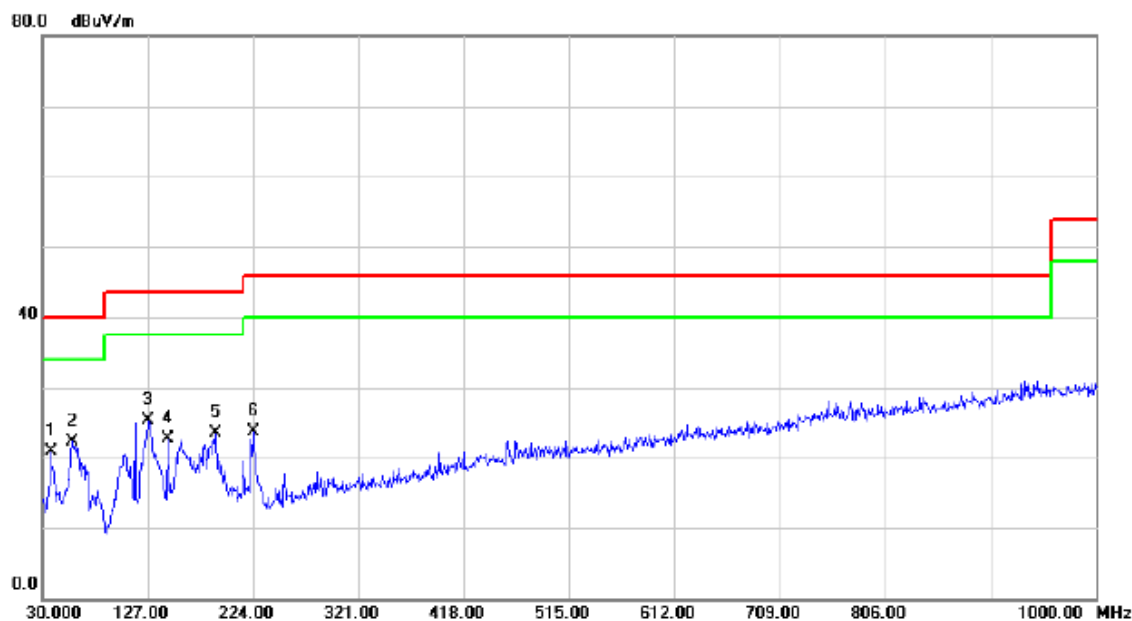
Horizontal



No.	Mk.	Freq. MHz	Reading Level dBuV	Correct Factor dB	Measure- ment dBuV/m	Limit dBuV/m	Margin dB	Detector	Comment
1		240.4900	46.13	-15.25	30.88	46.00	-15.12	QP	
2		320.0300	47.18	-12.95	34.23	46.00	-11.77	QP	
3	*	359.8000	52.23	-12.08	40.15	46.00	-5.85	QP	
4		480.0800	46.97	-9.45	37.52	46.00	-8.48	QP	
5		600.3600	39.47	-7.46	32.01	46.00	-13.99	QP	
6		960.2300	39.03	-1.67	37.36	54.00	-16.64	QP	

Test Voltage:	AC 120V/60Hz
Test Mode:	Charge(Mate Pen)

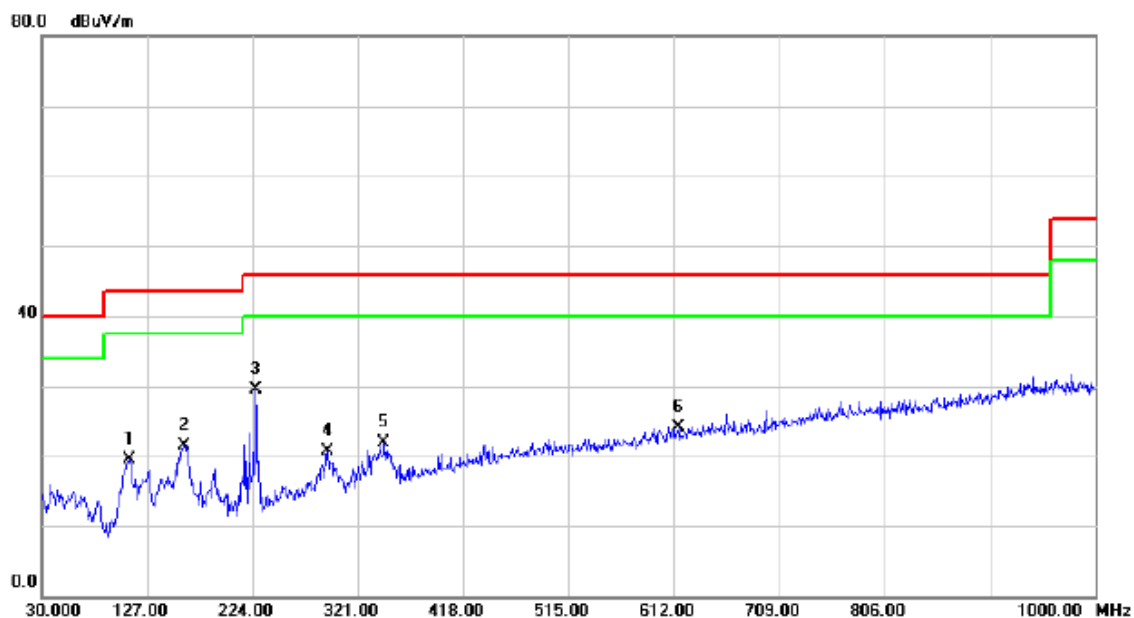
Vertical



No.	Mk.	Freq. MHz	Reading Level dBuV	Correct Factor dB	Measure- ment dBuV/m	Limit dBuV/m	Margin dB	Detector	Comment
1		37.7600	35.46	-14.62	20.84	40.00	-19.16	QP	
2	*	57.1600	36.77	-14.44	22.33	40.00	-17.67	QP	
3		127.9700	40.76	-15.48	25.28	43.50	-18.22	QP	
4		145.4300	37.02	-14.22	22.80	43.50	-20.70	QP	
5		189.0800	40.01	-16.56	23.45	43.50	-20.05	QP	
6		224.9700	39.83	-16.21	23.62	46.00	-22.38	QP	

Test Voltage:	AC 120V/60Hz
Test Mode:	Charge(Mate Pen)

Horizontal

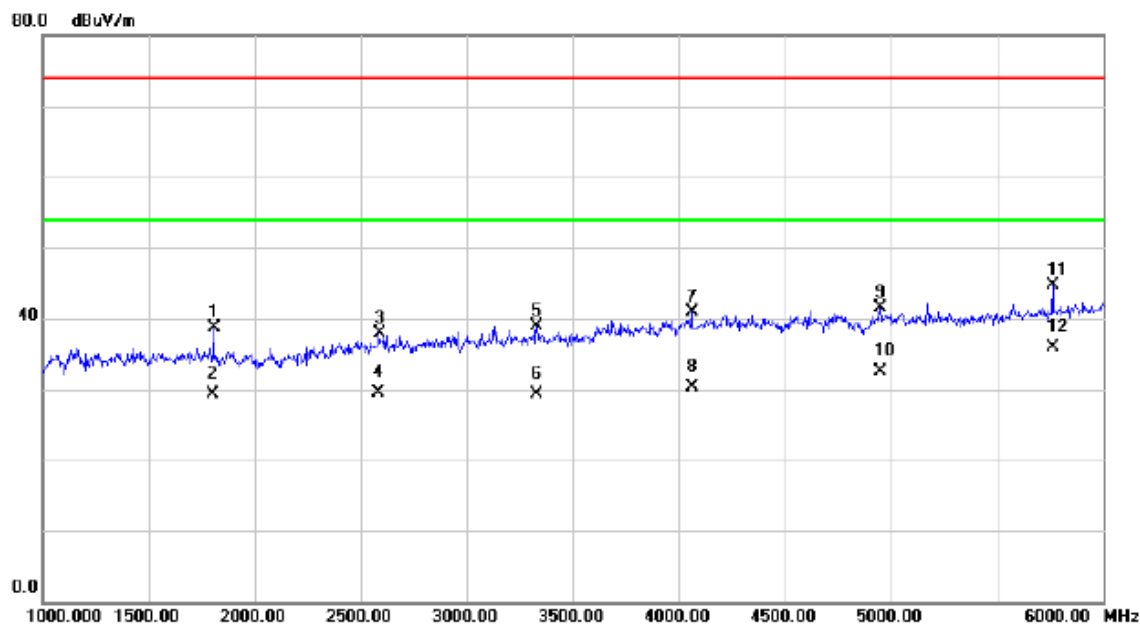


No.	Mk.	Freq. MHz	Reading Level dBuV	Correct Factor dB	Measure- ment dBuV/m	Limit dBuV/m	Margin dB	Detector	Comment
1		110.5100	36.83	-17.26	19.57	43.50	-23.93	QP	
2		160.9500	35.54	-13.97	21.57	43.50	-21.93	QP	
3	*	226.9100	45.50	-16.07	29.43	46.00	-16.57	QP	
4		292.8700	34.26	-13.64	20.62	46.00	-25.38	QP	
5		345.2500	34.18	-12.34	21.84	46.00	-24.16	QP	
6		615.8800	31.42	-7.28	24.14	46.00	-21.86	QP	

ATTACHMENT C - RADIATED EMISSION (ABOVE 1000MHZ)

Test Voltage:	AC 120V/60Hz
Test Mode:	Adapter+BT+2.4GHz WIFI+Playing+Earphone
Note:	Adapter: BYD +Battery: SCUD

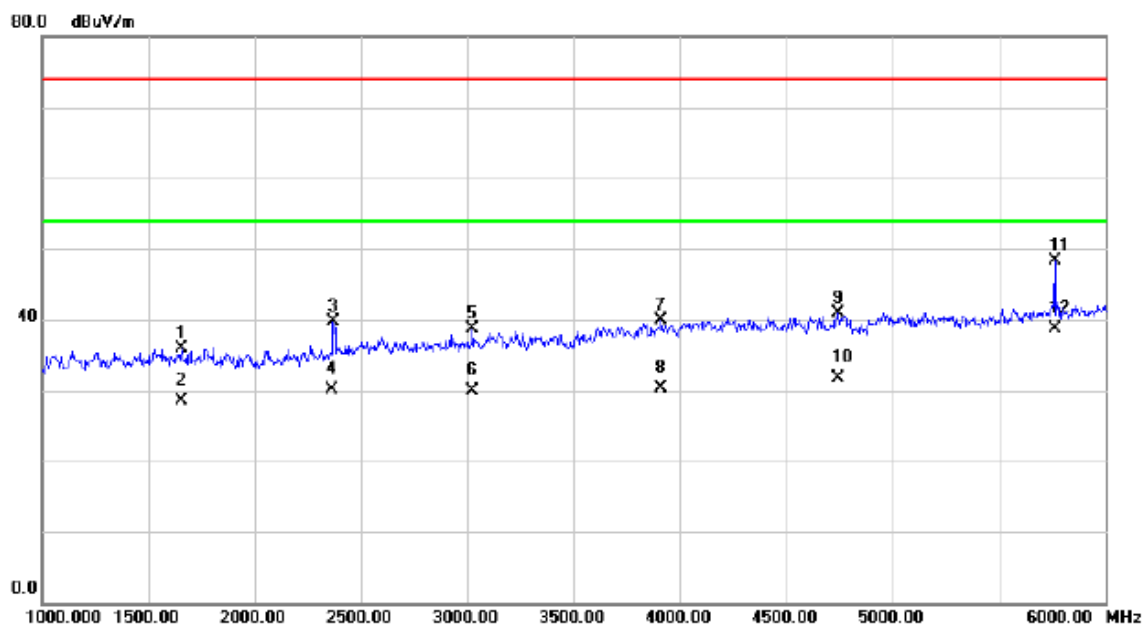
Vertical



No.	Mk.	Freq. MHz	Reading Level dBuV	Correct Factor dB	Measure- ment dBuV/m	Limit dBuV/m	Margin dB	Detector	Comment
1		1807.500	41.97	-3.33	38.64	74.00	-35.36	peak	
2		1807.500	32.69	-3.33	29.36	54.00	-24.64	AVG	
3		2587.500	37.89	-0.02	37.87	74.00	-36.13	peak	
4		2587.500	29.47	-0.02	29.45	54.00	-24.55	AVG	
5		3332.500	36.53	2.45	38.98	74.00	-35.02	peak	
6		3332.500	26.90	2.45	29.35	54.00	-24.65	AVG	
7		4060.000	35.81	5.01	40.82	74.00	-33.18	peak	
8		4060.000	25.25	5.01	30.26	54.00	-23.74	AVG	
9		4952.500	34.29	7.14	41.43	74.00	-32.57	peak	
10		4952.500	25.42	7.14	32.56	54.00	-21.44	AVG	
11		5760.000	35.75	9.03	44.78	74.00	-29.22	peak	
12	*	5760.000	26.86	9.03	35.89	54.00	-18.11	AVG	

Test Voltage:	AC 120V/60Hz
Test Mode:	Adapter+BT+2.4GHz WIFI+Playing+Earphone
Note:	Adapter: BYD +Battery: SCUD

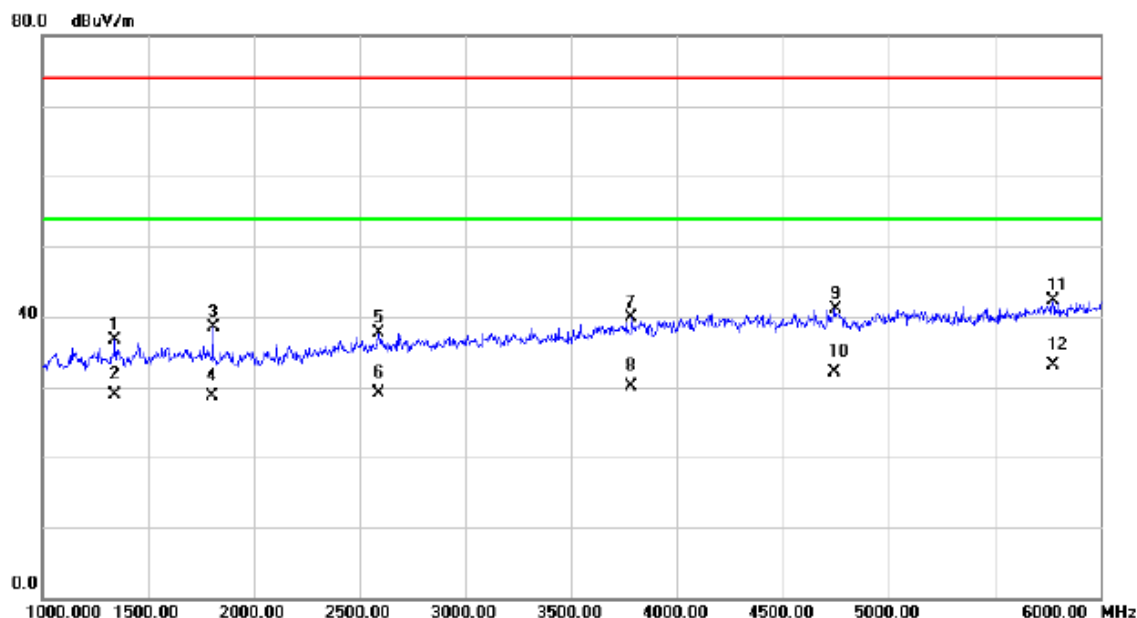
Horizontal



No.	Mk.	Freq. MHz	Reading Level dBuV	Correct Factor dB	Measure- ment dBuV/m	Limit dBuV/m	Margin dB	Detector	Comment
1		1655.000	39.47	-3.54	35.93	74.00	-38.07	peak	
2		1655.000	31.95	-3.54	28.41	54.00	-25.59	AVG	
3		2367.500	40.84	-1.06	39.78	74.00	-34.22	peak	
4		2367.500	31.17	-1.06	30.11	54.00	-23.89	AVG	
5		3025.000	37.08	1.55	38.63	74.00	-35.37	peak	
6		3025.000	28.32	1.55	29.87	54.00	-24.13	AVG	
7		3910.000	35.31	4.57	39.88	74.00	-34.12	peak	
8		3910.000	25.75	4.57	30.32	54.00	-23.68	AVG	
9		4745.000	34.44	6.46	40.90	74.00	-33.10	peak	
10		4745.000	25.31	6.46	31.77	54.00	-22.23	AVG	
11		5760.000	39.35	9.03	48.38	74.00	-25.62	peak	
12	*	5760.000	29.69	9.03	38.72	54.00	-15.28	AVG	

Test Voltage:	AC 120V/60Hz
Test Mode:	Adapter+BT+2.4GHz WIFI+Playing+Earphone
Note:	Adapter: BYD +Battery: Coslight

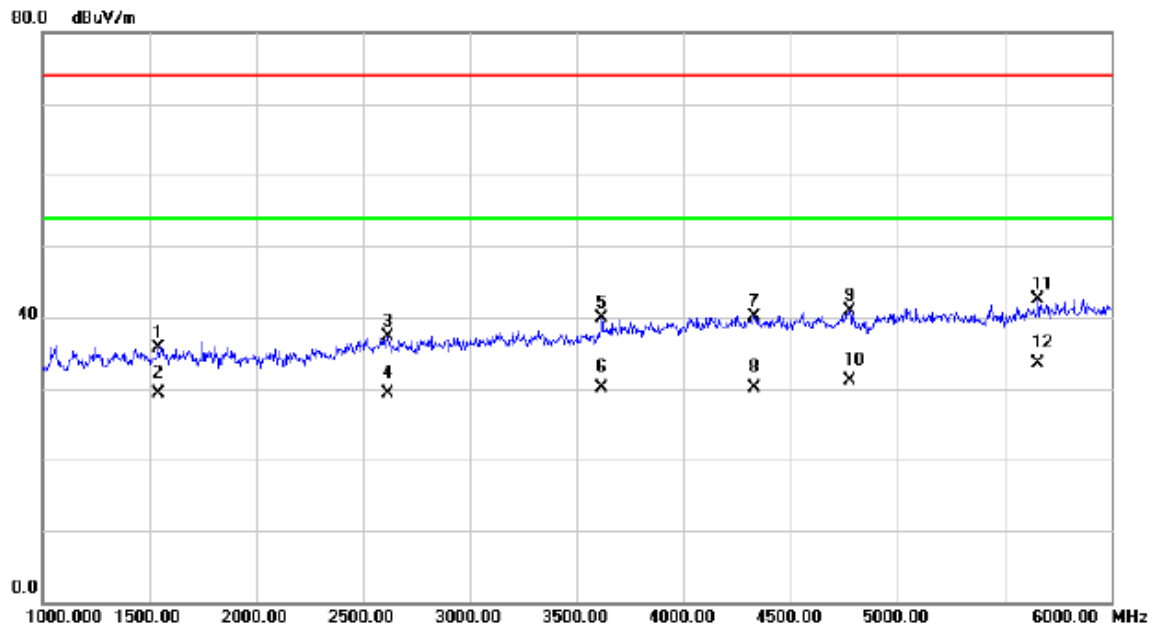
Vertical



No.	Mk.	Freq. MHz	Reading Level dBuV	Correct Factor dB	Measure- ment dBuV/m	Limit dBuV/m	Margin dB	Detector	Comment
1		1345.000	40.87	-4.25	36.62	74.00	-37.38	peak	
2		1345.000	33.18	-4.25	28.93	54.00	-25.07	AVG	
3		1807.500	41.83	-3.33	38.50	74.00	-35.50	peak	
4		1807.500	31.96	-3.33	28.63	54.00	-25.37	AVG	
5		2592.500	37.75	0.00	37.75	74.00	-36.25	peak	
6		2592.500	29.14	0.00	29.14	54.00	-24.86	AVG	
7		3785.000	35.88	4.07	39.95	74.00	-34.05	peak	
8		3785.000	26.12	4.07	30.19	54.00	-23.81	AVG	
9		4747.500	34.65	6.46	41.11	74.00	-32.89	peak	
10		4747.500	25.61	6.46	32.07	54.00	-21.93	AVG	
11		5777.500	33.19	9.11	42.30	74.00	-31.70	peak	
12	*	5777.500	24.07	9.11	33.18	54.00	-20.82	AVG	

Test Voltage:	AC 120V/60Hz
Test Mode:	Adapter+BT+2.4GHz WIFI+Playing+Earphone
Note:	Adapter: BYD +Battery: Coslight

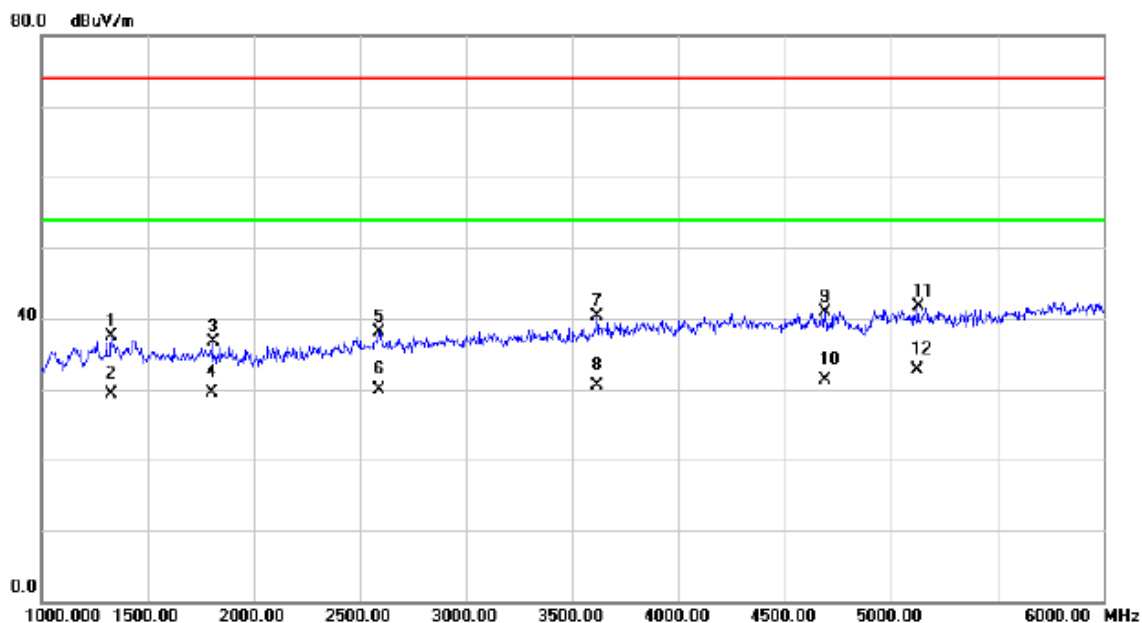
Horizontal



No.	Mk.	Freq. MHz	Reading Level dBuV	Correct Factor dB	Measure- ment dBuV/m	Limit dBuV/m	Margin dB	Detector	Comment
1		1542.500	39.39	-3.70	35.69	74.00	-38.31	peak	
2		1542.500	32.91	-3.70	29.21	54.00	-24.79	AVG	
3		2617.500	37.15	0.09	37.24	74.00	-36.76	peak	
4		2617.500	29.24	0.09	29.33	54.00	-24.67	AVG	
5		3615.000	36.44	3.39	39.83	74.00	-34.17	peak	
6		3615.000	26.78	3.39	30.17	54.00	-23.83	AVG	
7		4332.500	34.64	5.41	40.05	74.00	-33.95	peak	
8		4332.500	24.75	5.41	30.16	54.00	-23.84	AVG	
9		4775.000	34.29	6.56	40.85	74.00	-33.15	peak	
10		4775.000	24.49	6.56	31.05	54.00	-22.95	AVG	
11		5657.500	33.92	8.62	42.54	74.00	-31.46	peak	
12	*	5657.500	24.89	8.62	33.51	54.00	-20.49	AVG	

Test Voltage:	AC 120V/60Hz
Test Mode:	Adapter+BT+2.4GHz WIFI+Playing+Earphone
Note:	Adapter: SALCOMP +Battery: Sunwoda

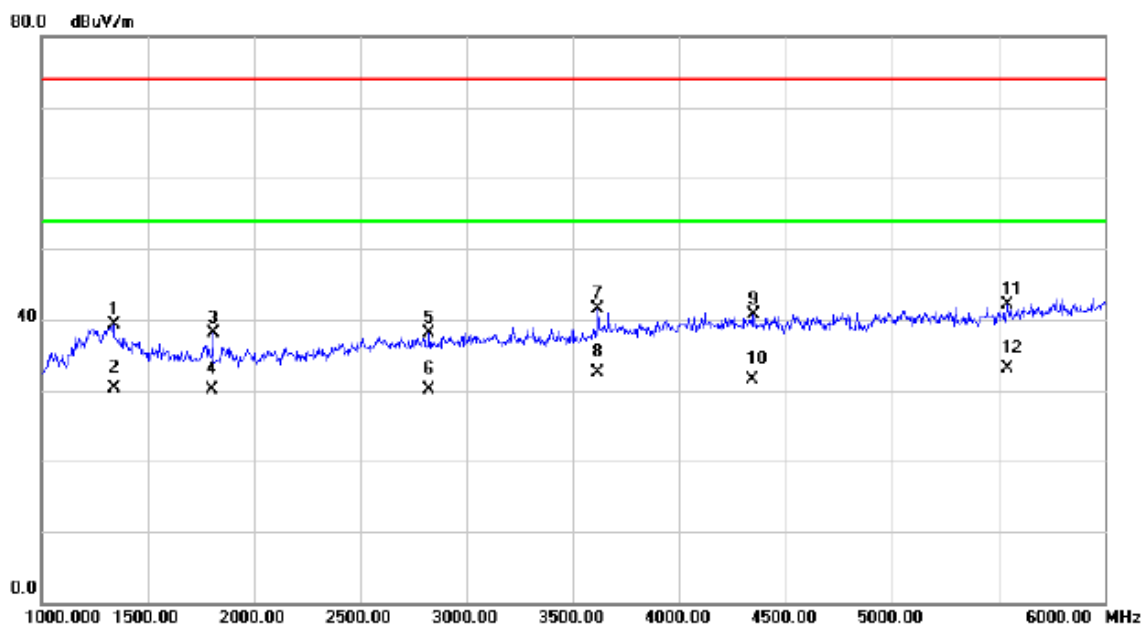
Vertical



No.	Mk.	Freq. MHz	Reading Level dBuV	Correct Factor dB	Measure- ment dBuV/m	Limit dBuV/m	Margin dB	Detector	Comment
1		1330.000	41.85	-4.29	37.56	74.00	-36.44	peak	
2		1330.000	33.67	-4.29	29.38	54.00	-24.62	AVG	
3		1807.500	40.04	-3.33	36.71	74.00	-37.29	peak	
4		1807.500	32.78	-3.33	29.45	54.00	-24.55	AVG	
5		2590.000	38.16	-0.01	38.15	74.00	-35.85	peak	
6		2590.000	29.86	-0.01	29.85	54.00	-24.15	AVG	
7		3615.000	36.91	3.39	40.30	74.00	-33.70	peak	
8		3615.000	27.09	3.39	30.48	54.00	-23.52	AVG	
9		4692.500	34.53	6.28	40.81	74.00	-33.19	peak	
10		4692.500	24.98	6.28	31.26	54.00	-22.74	AVG	
11		5127.500	34.15	7.47	41.62	74.00	-32.38	peak	
12	*	5127.500	25.22	7.47	32.69	54.00	-21.31	AVG	

Test Voltage:	AC 120V/60Hz
Test Mode:	Adapter+BT+2.4GHz WIFI+Playing+Earphone
Note:	Adapter: SALCOMP +Battery: Sunwoda

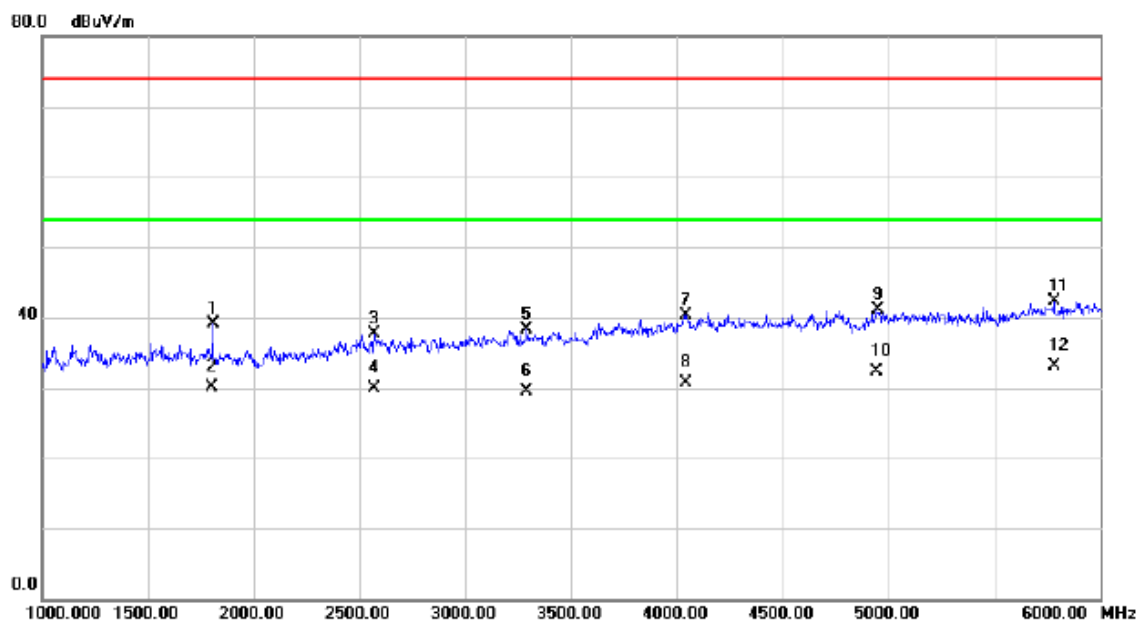
Horizontal



No.	Mk.	Freq. MHz	Reading Level dBuV	Correct Factor dB	Measure- ment dBuV/m	Limit dBuV/m	Margin dB	Detector	Comment
1		1342.500	43.65	-4.26	39.39	74.00	-34.61	peak	
2		1342.500	34.54	-4.26	30.28	54.00	-23.72	AVG	
3		1807.500	41.40	-3.33	38.07	74.00	-35.93	peak	
4		1807.500	33.43	-3.33	30.10	54.00	-23.90	AVG	
5		2825.000	37.36	0.83	38.19	74.00	-35.81	peak	
6		2825.000	29.20	0.83	30.03	54.00	-23.97	AVG	
7		3615.000	38.07	3.39	41.46	74.00	-32.54	peak	
8		3615.000	29.08	3.39	32.47	54.00	-21.53	AVG	
9		4347.500	35.28	5.43	40.71	74.00	-33.29	peak	
10		4347.500	26.04	5.43	31.47	54.00	-22.53	AVG	
11		5545.000	33.97	8.17	42.14	74.00	-31.86	peak	
12	*	5545.000	24.99	8.17	33.16	54.00	-20.84	AVG	

Test Voltage:	AC 120V/60Hz
Test Mode:	Adapter+BT+5GHz WIFI+Playing+Earphone
Note:	Adapter: BYD +Battery: SCUD

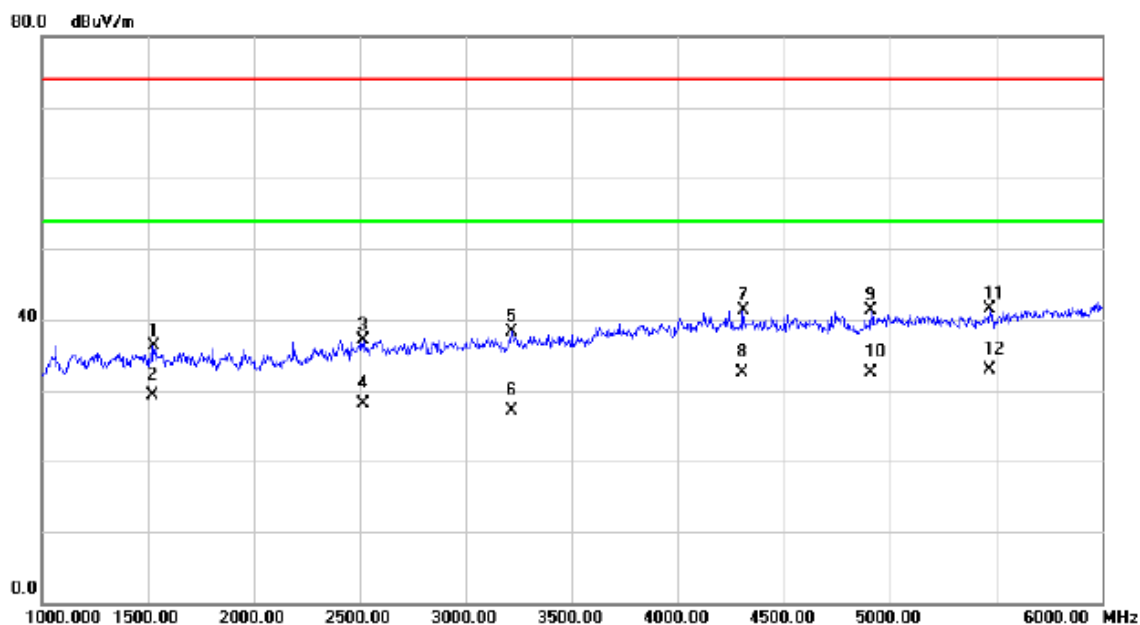
Vertical



No.	Mk.	Freq. MHz	Reading Level dBuV	Correct Factor dB	Measure- ment dBuV/m	Limit dBuV/m	Margin dB	Detector	Comment
1		1807.500	42.53	-3.33	39.20	74.00	-34.80	peak	
2		1807.500	33.36	-3.33	30.03	54.00	-23.97	AVG	
3		2572.500	37.82	-0.07	37.75	74.00	-36.25	peak	
4		2572.500	29.94	-0.07	29.87	54.00	-24.13	AVG	
5		3292.500	36.01	2.32	38.33	74.00	-35.67	peak	
6		3292.500	27.12	2.32	29.44	54.00	-24.56	AVG	
7		4045.000	35.33	4.99	40.32	74.00	-33.68	peak	
8		4045.000	25.77	4.99	30.76	54.00	-23.24	AVG	
9		4947.500	34.01	7.11	41.12	74.00	-32.88	peak	
10		4947.500	25.24	7.11	32.35	54.00	-21.65	AVG	
11		5780.000	33.20	9.12	42.32	74.00	-31.68	peak	
12	*	5780.000	24.06	9.12	33.18	54.00	-20.82	AVG	

Test Voltage:	AC 120V/60Hz
Test Mode:	Adapter+BT+5GHz WIFI+Playing+Earphone
Note:	Adapter: BYD +Battery: SCUD

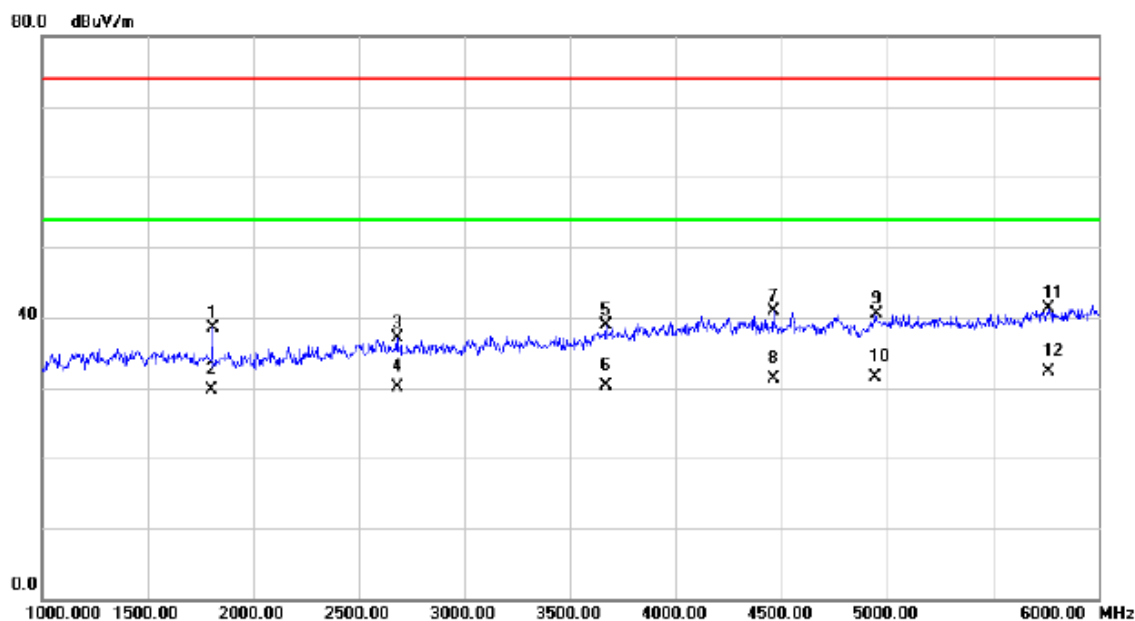
Horizontal



No.	Mk.	Freq. MHz	Reading Level dBuV	Correct Factor dB	Measure- ment dBuV/m	Limit dBuV/m	Margin dB	Detector	Comment
1		1527.500	40.06	-3.73	36.33	74.00	-37.67	peak	
2		1527.500	33.04	-3.73	29.31	54.00	-24.69	AVG	
3		2515.000	37.44	-0.28	37.16	74.00	-36.84	peak	
4		2515.000	28.42	-0.28	28.14	54.00	-25.86	AVG	
5		3215.000	36.12	2.10	38.22	74.00	-35.78	peak	
6		3215.000	25.05	2.10	27.15	54.00	-26.85	AVG	
7		4307.500	35.97	5.37	41.34	74.00	-32.66	peak	
8		4307.500	27.22	5.37	32.59	54.00	-21.41	AVG	
9		4912.500	34.25	7.01	41.26	74.00	-32.74	peak	
10		4912.500	25.42	7.01	32.43	54.00	-21.57	AVG	
11		5470.000	33.47	7.95	41.42	74.00	-32.58	peak	
12	*	5470.000	24.90	7.95	32.85	54.00	-21.15	AVG	

Test Voltage:	AC 120V/60Hz
Test Mode:	Adapter+BT+2.4GHz WIFI+Playing+Speaker
Note:	Adapter: BYD +Battery: SCUD

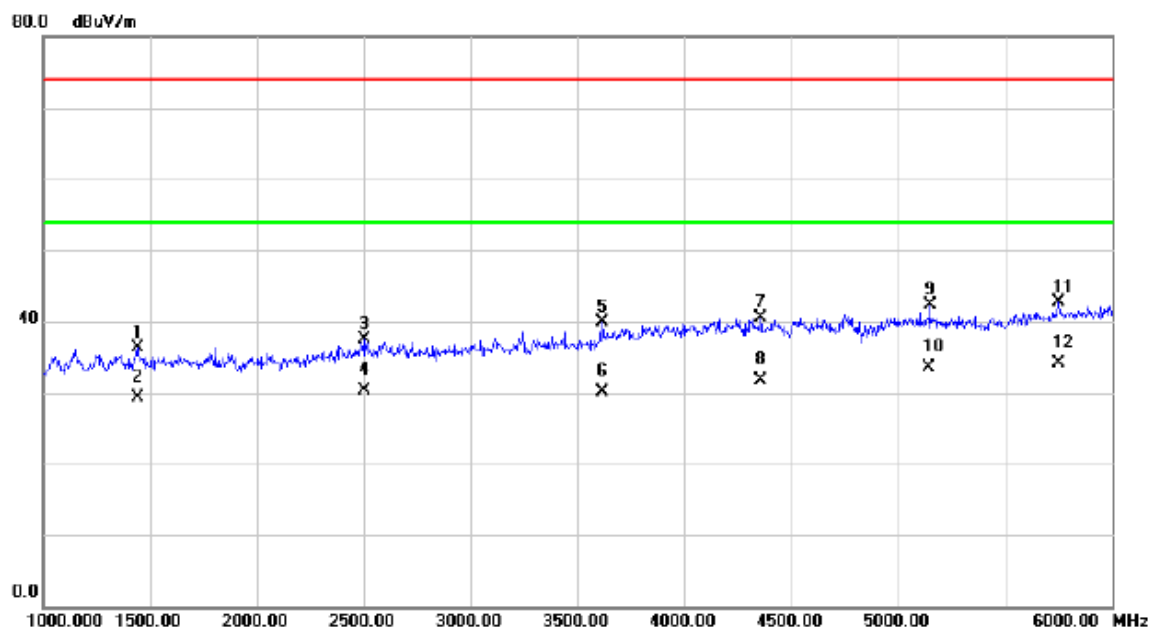
Vertical



No.	Mk.	Freq. MHz	Reading Level dBuV	Correct Factor dB	Measure- ment dBuV/m	Limit dBuV/m	Margin dB	Detector	Comment
1		1807.500	41.93	-3.33	38.60	74.00	-35.40	peak	
2		1807.500	33.02	-3.33	29.69	54.00	-24.31	AVG	
3		2680.000	36.75	0.31	37.06	74.00	-36.94	peak	
4		2680.000	29.86	0.31	30.17	54.00	-23.83	AVG	
5		3670.000	35.24	3.60	38.84	74.00	-35.16	peak	
6		3670.000	26.76	3.60	30.36	54.00	-23.64	AVG	
7		4460.000	35.23	5.60	40.83	74.00	-33.17	peak	
8		4460.000	25.62	5.60	31.22	54.00	-22.78	AVG	
9		4947.500	33.30	7.11	40.41	74.00	-33.59	peak	
10		4947.500	24.36	7.11	31.47	54.00	-22.53	AVG	
11		5765.000	32.18	9.05	41.23	74.00	-32.77	peak	
12	*	5765.000	23.23	9.05	32.28	54.00	-21.72	AVG	

Test Voltage:	AC 120V/60Hz
Test Mode:	Adapter+BT+2.4GHz WIFI+Playing+Speaker
Note:	Adapter: BYD +Battery: SCUD

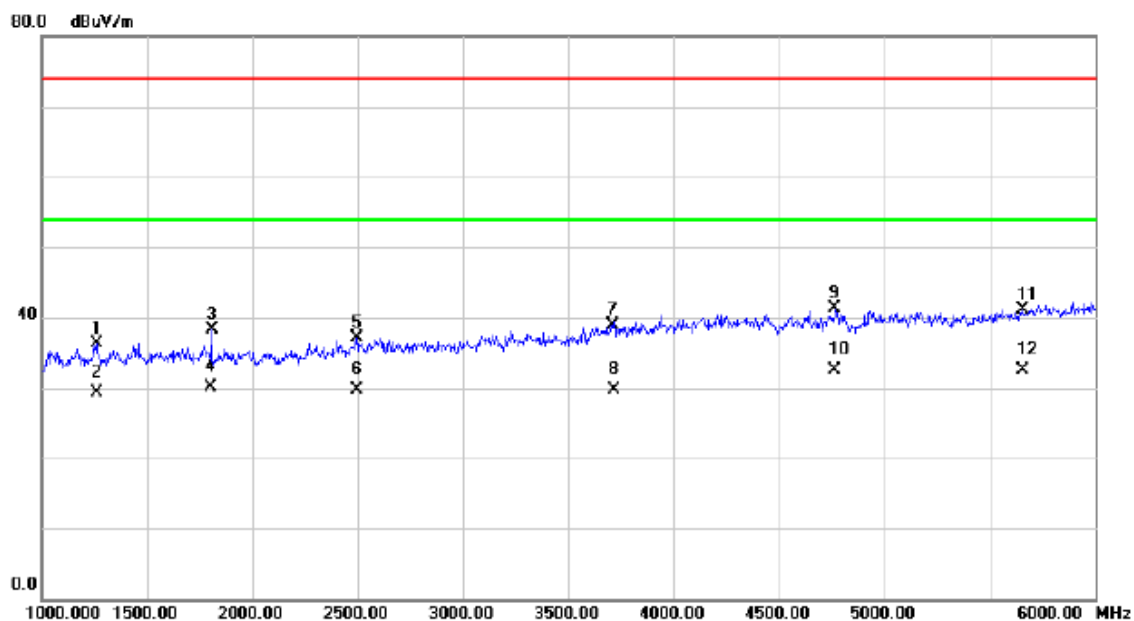
Horizontal



No. Mk.	Freq. MHz	Reading Level dBuV	Correct Factor dB	Measure- ment dBuV/m	Limit dBuV/m	Margin dB	Detector	Comment
1	1440.000	40.35	-3.95	36.40	74.00	-37.60	peak	
2	1440.000	33.31	-3.95	29.36	54.00	-24.64	AVG	
3	2505.000	37.85	-0.32	37.53	74.00	-36.47	peak	
4	2505.000	30.54	-0.32	30.22	54.00	-23.78	AVG	
5	3615.000	36.59	3.39	39.98	74.00	-34.02	peak	
6	3615.000	26.75	3.39	30.14	54.00	-23.86	AVG	
7	4357.500	35.02	5.44	40.46	74.00	-33.54	peak	
8	4357.500	26.30	5.44	31.74	54.00	-22.26	AVG	
9	5147.500	34.78	7.50	42.28	74.00	-31.72	peak	
10	5147.500	26.08	7.50	33.58	54.00	-20.42	AVG	
11	5750.000	33.71	9.00	42.71	74.00	-31.29	peak	
12 *	5750.000	25.12	9.00	34.12	54.00	-19.88	AVG	

Test Voltage:	AC 120V/60Hz
Test Mode:	Adapter+BT+2.4GHz WIFI+Playing+Camera on
Note:	Adapter: BYD +Battery: SCUD

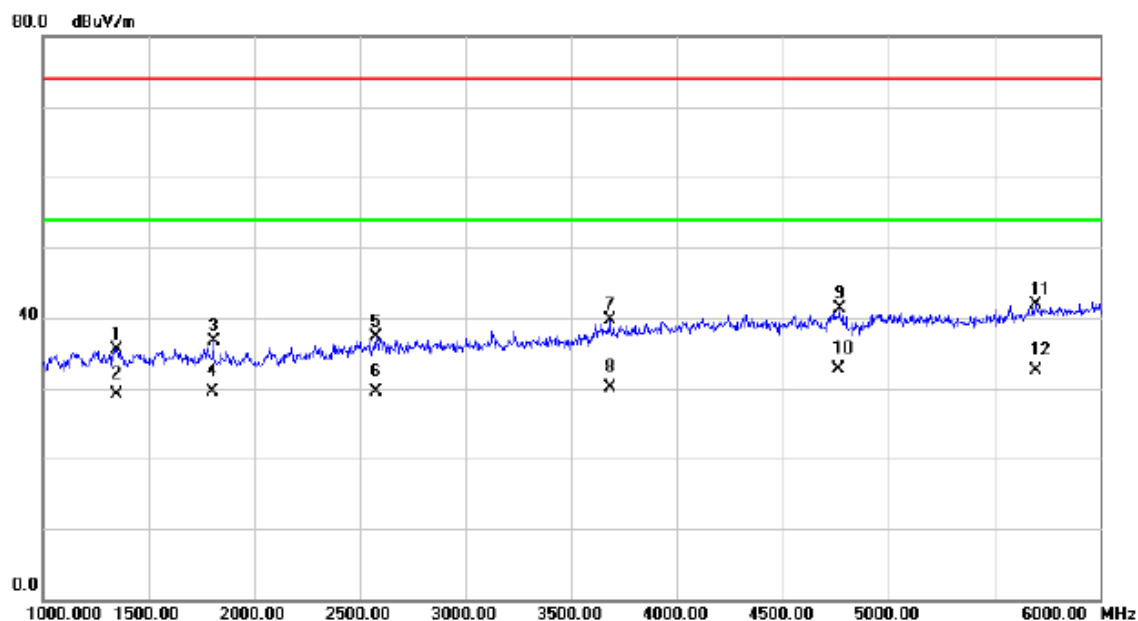
Vertical



No.	Mk.	Freq. MHz	Reading Level dBuV	Correct Factor dB	Measure- ment dBuV/m	Limit dBuV/m	Margin dB	Detector	Comment
1		1262.500	40.92	-4.52	36.40	74.00	-37.60	peak	
2		1262.500	33.88	-4.52	29.36	54.00	-24.64	AVG	
3		1807.500	41.59	-3.33	38.26	74.00	-35.74	peak	
4		1807.500	33.34	-3.33	30.01	54.00	-23.99	AVG	
5		2495.000	37.47	-0.37	37.10	74.00	-36.90	peak	
6		2495.000	30.05	-0.37	29.68	54.00	-24.32	AVG	
7		3707.500	35.05	3.76	38.81	74.00	-35.19	peak	
8		3707.500	26.01	3.76	29.77	54.00	-24.23	AVG	
9		4765.000	34.78	6.52	41.30	74.00	-32.70	peak	
10	*	4765.000	26.04	6.52	32.56	54.00	-21.44	AVG	
11		5655.000	32.52	8.62	41.14	74.00	-32.86	peak	
12		5655.000	23.87	8.62	32.49	54.00	-21.51	AVG	

Test Voltage:	AC 120V/60Hz
Test Mode:	Adapter+BT+2.4GHz WIFI+Playing+Camera on
Note:	Adapter: BYD +Battery: SCUD

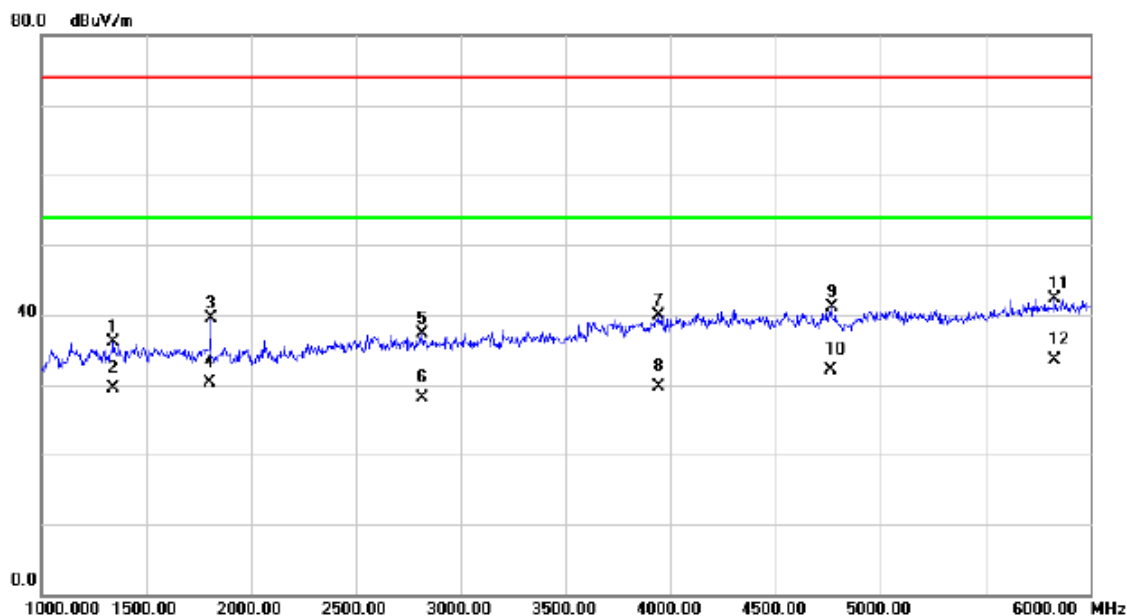
Horizontal



No.	Mk.	Freq. MHz	Reading Level dBuV	Correct Factor dB	Measure- ment dBuV/m	Limit dBuV/m	Margin dB	Detector	Comment
1		1350.000	39.83	-4.23	35.60	74.00	-38.40	peak	
2		1350.000	33.31	-4.23	29.08	54.00	-24.92	AVG	
3		1807.500	39.96	-3.33	36.63	74.00	-37.37	peak	
4		1807.500	32.78	-3.33	29.45	54.00	-24.55	AVG	
5		2575.000	37.32	-0.07	37.25	74.00	-36.75	peak	
6		2575.000	29.65	-0.07	29.58	54.00	-24.42	AVG	
7		3682.500	35.97	3.65	39.62	74.00	-34.38	peak	
8		3682.500	26.52	3.65	30.17	54.00	-23.83	AVG	
9		4767.500	34.68	6.53	41.21	74.00	-32.79	peak	
10	*	4767.500	26.10	6.53	32.63	54.00	-21.37	AVG	
11		5697.500	33.11	8.78	41.89	74.00	-32.11	peak	
12		5697.500	23.80	8.78	32.58	54.00	-21.42	AVG	

Test Voltage:	AC 120V/60Hz
Test Mode:	USB R/W+BT+2.4GHz WIFI
Note:	Adapter: BYD +Battery: SCUD

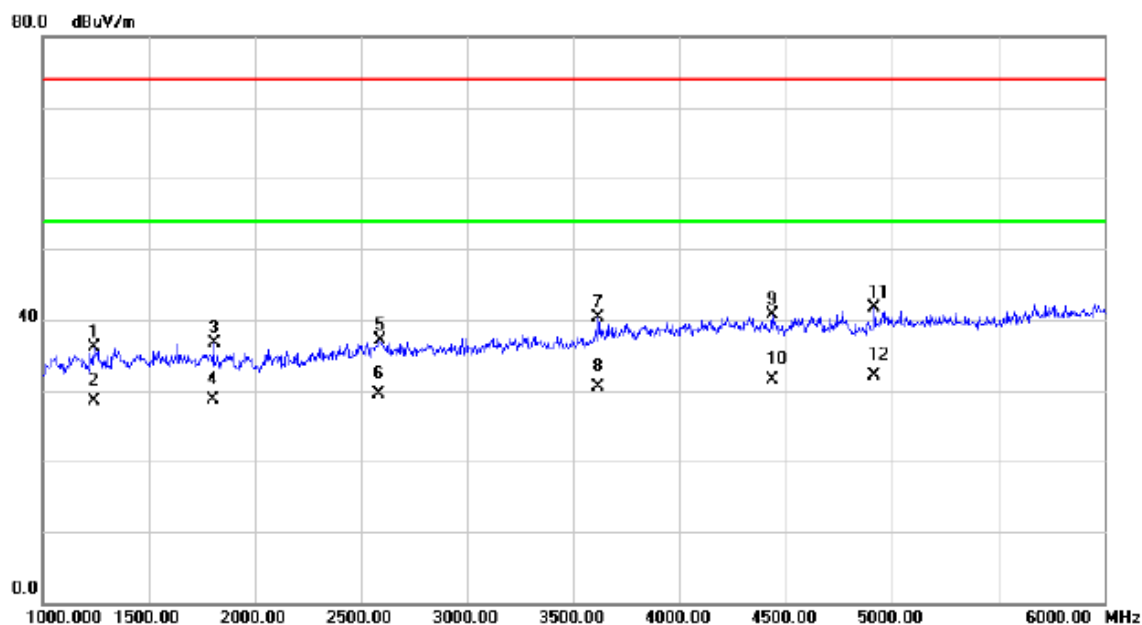
Vertical



No.	Mk.	Freq. MHz	Reading Level dBuV	Correct Factor dB	Measure- ment dBuV/m	Limit dBuV/m	Margin dB	Detector	Comment
1		1345.000	40.38	-4.25	36.13	74.00	-37.87	peak	
2		1345.000	33.66	-4.25	29.41	54.00	-24.59	AVG	
3		1807.500	42.79	-3.33	39.46	74.00	-34.54	peak	
4		1807.500	33.58	-3.33	30.25	54.00	-23.75	AVG	
5		2817.500	36.53	0.81	37.34	74.00	-36.66	peak	
6		2817.500	27.37	0.81	28.18	54.00	-25.82	AVG	
7		3940.000	35.21	4.69	39.90	74.00	-34.10	peak	
8		3940.000	24.94	4.69	29.63	54.00	-24.37	AVG	
9		4767.500	34.53	6.53	41.06	74.00	-32.94	peak	
10		4767.500	25.65	6.53	32.18	54.00	-21.82	AVG	
11		5830.000	32.95	9.32	42.27	74.00	-31.73	peak	
12	*	5830.000	24.23	9.32	33.55	54.00	-20.45	AVG	

Test Voltage:	AC 120V/60Hz
Test Mode:	USB R/W+BT+2.4GHz WIFI
Note:	Adapter: BYD +Battery: SCUD

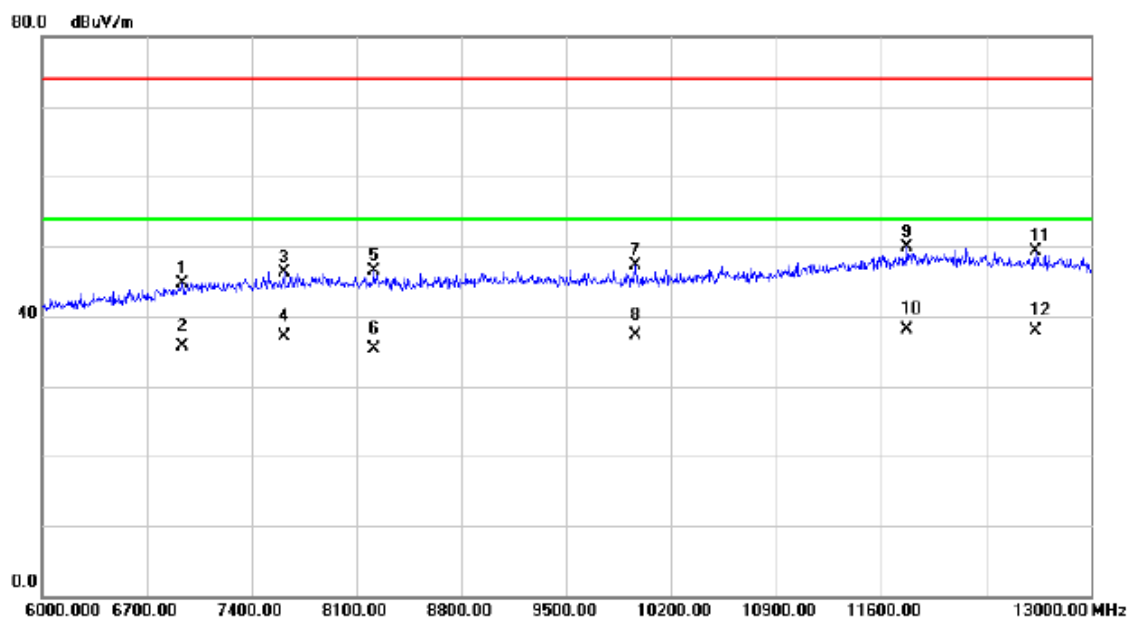
Horizontal



No.	Mk.	Freq. MHz	Reading Level dBuV	Correct Factor dB	Measure- ment dBuV/m	Limit dBuV/m	Margin dB	Detector	Comment
1		1242.500	40.67	-4.57	36.10	74.00	-37.90	peak	
2		1242.500	33.04	-4.57	28.47	54.00	-25.53	AVG	
3		1807.500	40.08	-3.33	36.75	74.00	-37.25	peak	
4		1807.500	31.96	-3.33	28.63	54.00	-25.37	AVG	
5		2587.500	37.14	-0.02	37.12	74.00	-36.88	peak	
6		2587.500	29.43	-0.02	29.41	54.00	-24.59	AVG	
7		3615.000	36.99	3.39	40.38	74.00	-33.62	peak	
8		3615.000	27.15	3.39	30.54	54.00	-23.46	AVG	
9		4435.000	35.05	5.57	40.62	74.00	-33.38	peak	
10		4435.000	26.01	5.57	31.58	54.00	-22.42	AVG	
11		4915.000	34.77	7.02	41.79	74.00	-32.21	peak	
12	*	4915.000	25.09	7.02	32.11	54.00	-21.89	AVG	

Test Voltage:	AC 120V/60Hz
Test Mode:	Adapter+BT+2.4GHz WIFI+Playing+Earphone
Note:	Adapter: BYD +Battery: SCUD

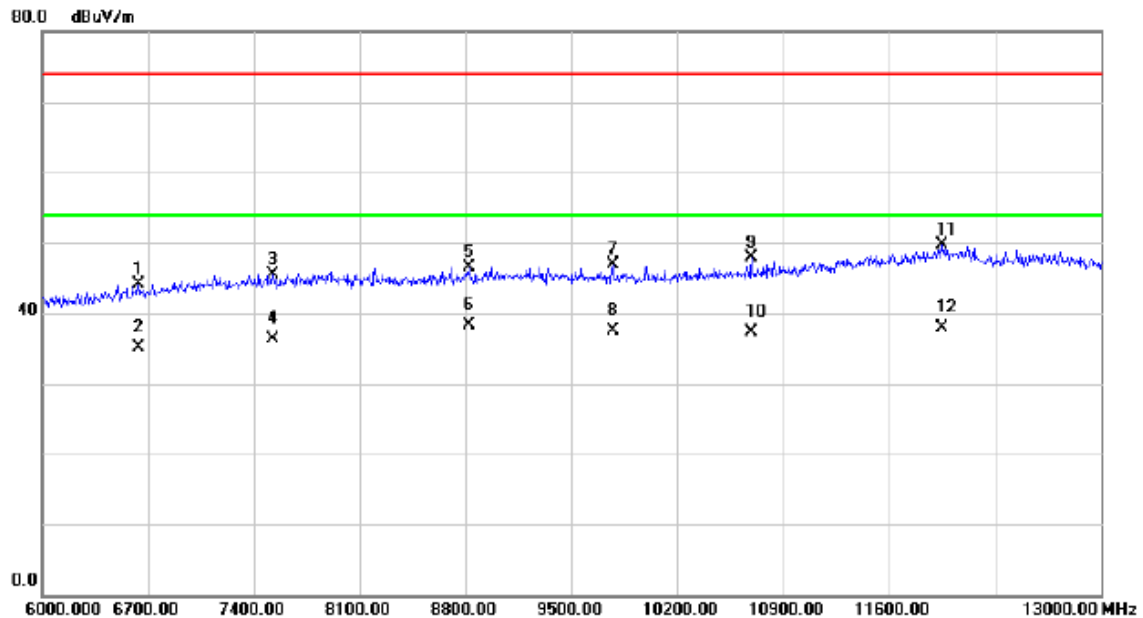
Vertical



No. Mk.	Freq. MHz	Reading Level dBuV	Correct Factor dB	Measure- ment dBuV/m	Limit dBuV/m	Margin dB	Detector	Comment
1	6938.000	31.80	12.89	44.69	74.00	-29.31	peak	
2	6938.000	22.80	12.89	35.69	54.00	-18.31	AVG	
3	7617.000	32.37	13.95	46.32	74.00	-27.68	peak	
4	7617.000	23.16	13.95	37.11	54.00	-16.89	AVG	
5	8212.000	32.04	14.45	46.49	74.00	-27.51	peak	
6	8212.000	20.84	14.45	35.29	54.00	-18.71	AVG	
7	9962.000	31.97	15.40	47.37	74.00	-26.63	peak	
8	9962.000	21.86	15.40	37.26	54.00	-16.74	AVG	
9	11775.00	29.72	20.21	49.93	74.00	-24.07	peak	
10 *	11775.00	17.92	20.21	38.13	54.00	-15.87	AVG	
11	12632.50	28.19	21.07	49.26	74.00	-24.74	peak	
12	12632.50	16.93	21.07	38.00	54.00	-16.00	AVG	

Test Voltage:	AC 120V/60Hz
Test Mode:	Adapter+BT+2.4GHz WIFI+Playing+Earphone
Note:	Adapter: BYD +Battery: SCUD

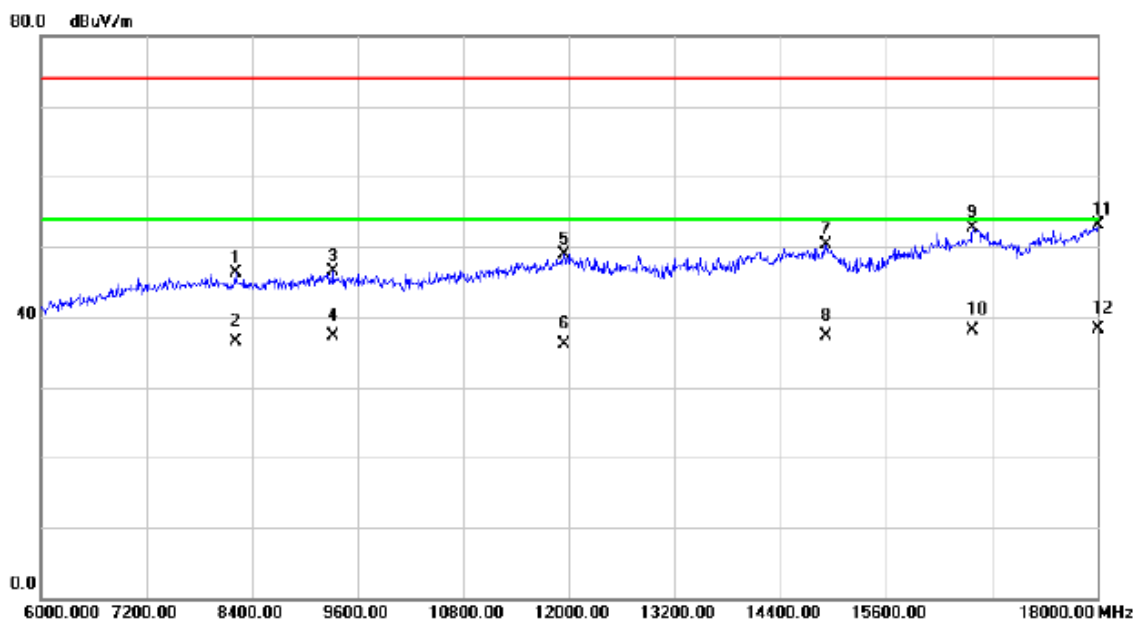
Horizontal



No.	Mk.	Freq. MHz	Reading Level dBuV	Correct Factor dB	Measure- ment dBuV/m	Limit dBuV/m	Margin dB	Detector	Comment
1		6640.500	32.53	11.63	44.16	74.00	-29.84	peak	
2		6640.500	23.56	11.63	35.19	54.00	-18.81	AVG	
3		7529.500	31.66	13.83	45.49	74.00	-28.51	peak	
4		7529.500	22.45	13.83	36.28	54.00	-17.72	AVG	
5		8821.000	31.60	15.00	46.60	74.00	-27.40	peak	
6	*	8821.000	23.35	15.00	38.35	54.00	-15.65	AVG	
7		9776.500	31.51	15.40	46.91	74.00	-27.09	peak	
8		9776.500	22.06	15.40	37.46	54.00	-16.54	AVG	
9		10693.50	30.66	17.17	47.83	74.00	-26.17	peak	
10		10693.50	20.12	17.17	37.29	54.00	-16.71	AVG	
11		11953.50	28.92	20.70	49.62	74.00	-24.38	peak	
12		11953.50	17.18	20.70	37.88	54.00	-16.12	AVG	

Test Voltage:	AC 120V/60Hz
Test Mode:	Adapter+BT+5GHz WIFI+Playing+Earphone
Note:	Adapter: BYD +Battery: SCUD

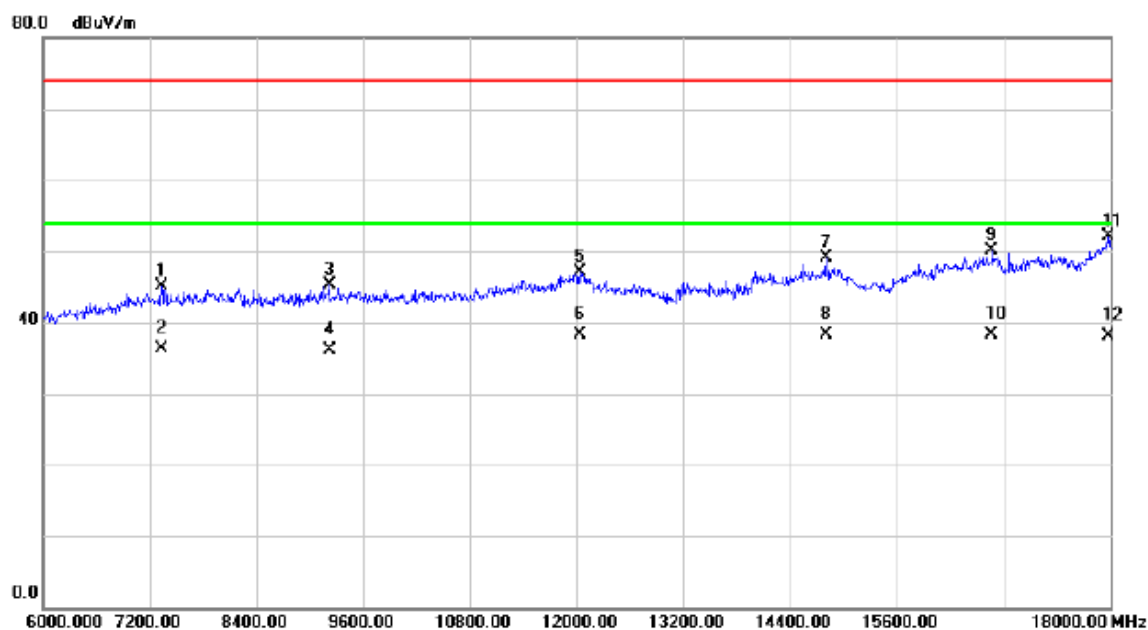
Vertical



No.	Mk.	Freq. MHz	Reading Level dBuV	Correct Factor dB	Measure- ment dBuV/m	Limit dBuV/m	Margin dB	Detector	Comment
1		8214.000	31.84	14.46	46.30	74.00	-27.70	peak	
2		8214.000	22.01	14.46	36.47	54.00	-17.53	AVG	
3		9312.000	31.06	15.38	46.44	74.00	-27.56	peak	
4		9312.000	21.88	15.38	37.26	54.00	-16.74	AVG	
5		11946.00	28.28	20.67	48.95	74.00	-25.05	peak	
6		11946.00	15.50	20.67	36.17	54.00	-17.83	AVG	
7		14922.00	27.35	23.01	50.36	74.00	-23.64	peak	
8		14922.00	14.25	23.01	37.26	54.00	-16.74	AVG	
9		16590.00	27.98	24.68	52.66	74.00	-21.34	peak	
10		16590.00	13.43	24.68	38.11	54.00	-15.89	AVG	
11		18000.00	21.53	31.60	53.13	74.00	-20.87	peak	
12	*	18000.00	6.75	31.60	38.35	54.00	-15.65	AVG	

Test Voltage:	AC 120V/60Hz
Test Mode:	Adapter+BT+5GHz WIFI+Playing+Earphone
Note:	Adapter: BYD +Battery: SCUD

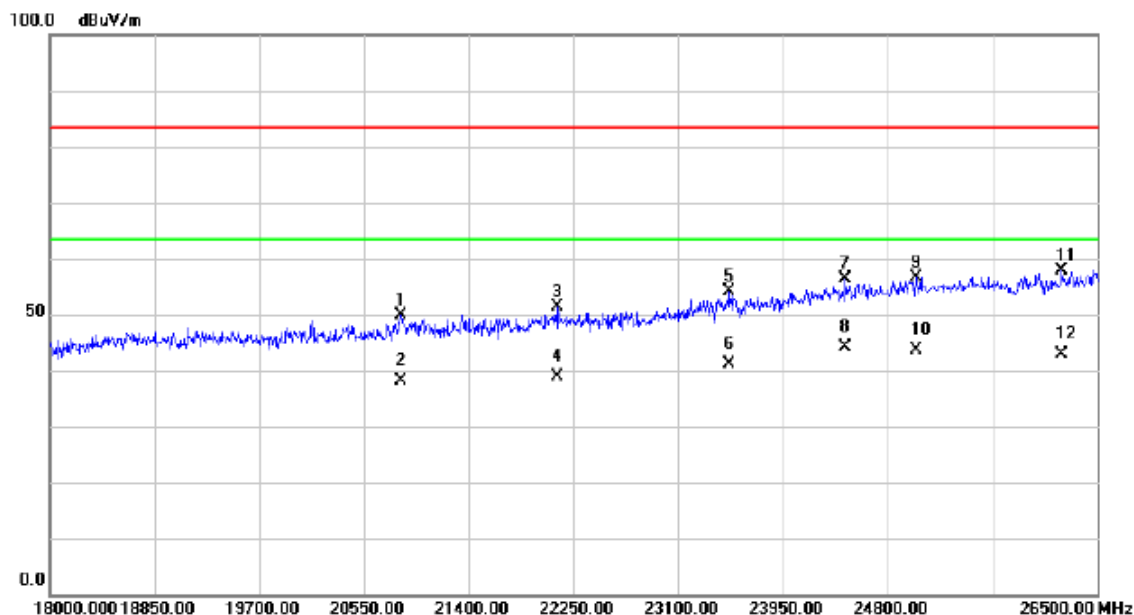
Horizontal



No.	Mk.	Freq. MHz	Reading Level dBuV	Correct Factor dB	Measure- ment dBuV/m	Limit dBuV/m	Margin dB	Detector	Comment
1		7332.000	31.46	13.58	45.04	74.00	-28.96	peak	
2		7332.000	22.63	13.58	36.21	54.00	-17.79	AVG	
3		9216.000	29.84	15.37	45.21	74.00	-28.79	peak	
4		9216.000	20.80	15.37	36.17	54.00	-17.83	AVG	
5		12036.00	26.23	20.82	47.05	74.00	-26.95	peak	
6		12036.00	17.44	20.82	38.26	54.00	-15.74	AVG	
7		14814.00	25.90	23.12	49.02	74.00	-24.98	peak	
8	*	14814.00	15.24	23.12	38.36	54.00	-15.64	AVG	
9		16668.00	25.21	24.85	50.06	74.00	-23.94	peak	
10		16668.00	13.51	24.85	38.36	54.00	-15.64	AVG	
11		17982.00	20.64	31.47	52.11	74.00	-21.89	peak	
12		17982.00	6.69	31.47	38.16	54.00	-15.84	AVG	

Test Voltage:	AC 120V/60Hz
Test Mode:	Adapter+BT+5GHz WIFI+Playing+Earphone
Note:	Adapter: BYD +Battery: SCUD

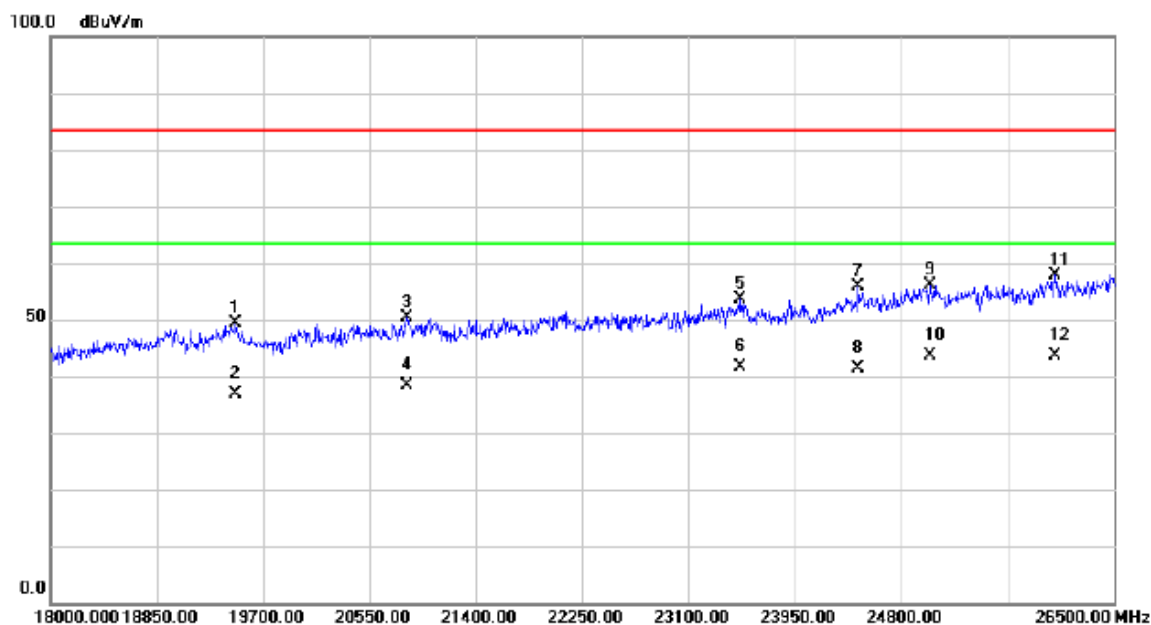
Vertical



No. Mk.	Freq. MHz	Reading Level dBuV	Correct Factor dB	Measure- ment dBuV/m	Limit dBuV/m	Margin dB	Detector	Comment
1	20847.50	29.75	20.05	49.80	83.50	-33.70	peak	
2	20847.50	18.10	20.05	38.15	63.50	-25.35	AVG	
3	22122.50	29.80	21.53	51.33	83.50	-32.17	peak	
4	22122.50	17.30	21.53	38.83	63.50	-24.67	AVG	
5	23516.50	29.83	24.28	54.11	83.50	-29.39	peak	
6	23516.50	16.90	24.28	41.18	63.50	-22.32	AVG	
7	24451.50	30.71	25.60	56.31	83.50	-27.19	peak	
8 *	24451.50	18.50	25.60	44.10	63.50	-19.40	AVG	
9	25029.50	30.43	26.22	56.65	83.50	-26.85	peak	
10	25029.50	17.40	26.22	43.62	63.50	-19.88	AVG	
11	26211.00	30.65	27.30	57.95	83.50	-25.55	peak	
12	26211.00	15.50	27.30	42.80	63.50	-20.70	AVG	

Test Voltage:	AC 120V/60Hz
Test Mode:	Adapter+BT+5GHz WIFI+Playing+Earphone
Note:	Adapter: BYD +Battery: SCUD

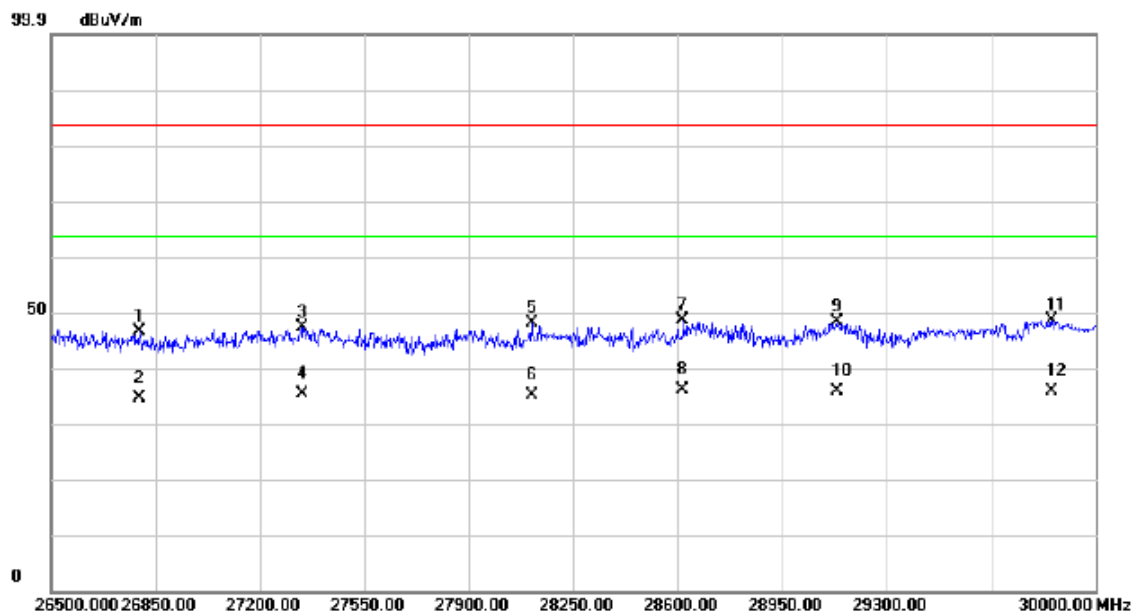
Horizontal



No.	Mk.	Freq. MHz	Reading Level dBuV	Correct Factor dB	Measure- ment dBuV/m	Limit dBuV/m	Margin dB	Detector	Comment
1		19479.00	29.41	20.03	49.44	83.50	-34.06	peak	
2		19479.00	16.90	20.03	36.93	63.50	-26.57	AVG	
3		20847.50	30.25	20.05	50.30	83.50	-33.20	peak	
4		20847.50	18.40	20.05	38.45	63.50	-25.05	AVG	
5		23516.50	29.33	24.28	53.61	83.50	-29.89	peak	
6		23516.50	17.30	24.28	41.58	63.50	-21.92	AVG	
7		24451.50	30.21	25.60	55.81	83.50	-27.69	peak	
8		24451.50	15.80	25.60	41.40	63.50	-22.10	AVG	
9		25029.50	29.93	26.22	56.15	83.50	-27.35	peak	
10	*	25029.50	17.50	26.22	43.72	63.50	-19.78	AVG	
11		26032.50	30.87	27.02	57.89	83.50	-25.61	peak	
12		26032.50	16.70	27.02	43.72	63.50	-19.78	AVG	

Test Voltage:	AC 120V/60Hz
Test Mode:	Adapter+BT+5GHz WIFI+Playing+Earphone
Note:	Adapter: BYD +Battery: SCUD

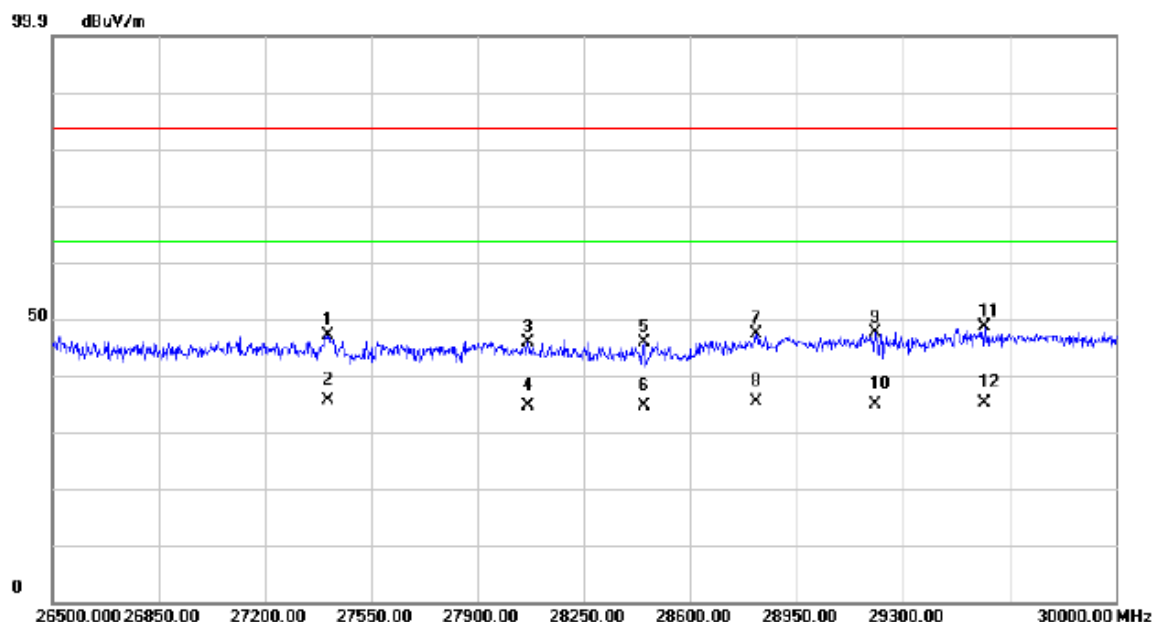
Vertical



No.	Mk.	Freq. MHz	Reading Level dBuV	Correct Factor dB	Measure- ment dBuV/m	Limit dBuV/m	Margin dB	Detector	Comment
1		26794.00	42.85	3.73	46.58	83.50	-36.92	peak	
2		26794.00	30.90	3.73	34.63	63.50	-28.87	AVG	
3		27340.00	43.72	3.58	47.30	83.50	-36.20	peak	
4		27340.00	31.80	3.58	35.38	63.50	-28.12	AVG	
5		28110.00	43.67	4.34	48.01	83.50	-35.49	peak	
6		28110.00	30.60	4.34	34.94	63.50	-28.56	AVG	
7		28617.50	43.28	5.18	48.46	83.50	-35.04	peak	
8	*	28617.50	30.80	5.18	35.98	63.50	-27.52	AVG	
9		29132.00	42.17	6.15	48.32	83.50	-35.18	peak	
10		29132.00	29.70	6.15	35.85	63.50	-27.65	AVG	
11		29853.00	41.00	7.45	48.45	83.50	-35.05	peak	
12		29853.00	28.30	7.45	35.75	63.50	-27.75	AVG	

Test Voltage:	AC 120V/60Hz
Test Mode:	Adapter+BT+5GHz WIFI+Playing+Earphone
Note:	Adapter: BYD +Battery: SCUD

Horizontal



No.	Mk.	Freq. MHz	Reading Level dBuV	Correct Factor dB	Measure- ment dBuV/m	Limit dBuV/m	Margin dB	Detector	Comment
1		27406.50	43.45	3.53	46.98	83.50	-36.52	peak	
2	*	27406.50	31.90	3.53	35.43	63.50	-28.07	AVG	
3		28064.50	41.46	4.26	45.72	83.50	-37.78	peak	
4		28064.50	30.30	4.26	34.56	63.50	-28.94	AVG	
5		28446.00	41.03	4.86	45.89	83.50	-37.61	peak	
6		28446.00	29.70	4.86	34.56	63.50	-28.94	AVG	
7		28817.00	41.83	5.57	47.40	83.50	-36.10	peak	
8		28817.00	29.60	5.57	35.17	63.50	-28.33	AVG	
9		29209.00	41.25	6.27	47.52	83.50	-35.98	peak	
10		29209.00	28.50	6.27	34.77	63.50	-28.73	AVG	
11		29566.00	41.71	6.86	48.57	83.50	-34.93	peak	
12		29566.00	28.10	6.86	34.96	63.50	-28.54	AVG	