






# Appendix A

## Photographs of EUT Constructional Details for SZEM1807006549RG


# 1 Photographs – RF

Test model No.: HMA-L29, HMA-L09







## 1.1 Conducted Emissions at AC Power Line (150kHz-30MHz) Test Setup



## 1.2 Radiated Emissions(9kHz-30MHz) Test Setup



## 1.3 Radiated Emissions(30MHz – 1GHz) Test Setup



## 1.4 Radiated Emissions(9kHz-30MHz) Test Setup

