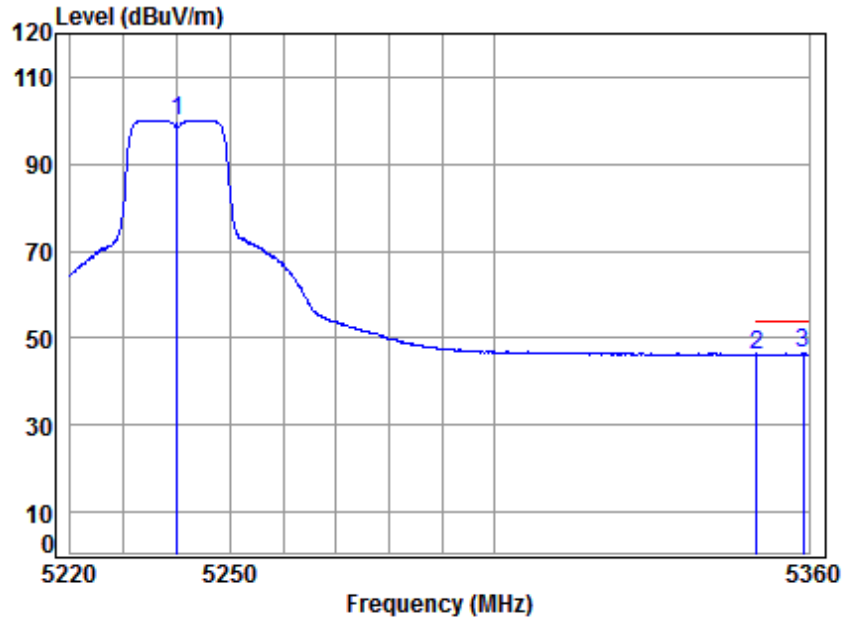




**SGS-CSTC Standards Technical Services Co., Ltd.
Shenzhen Branch**

Report No.: SZEM180700654903
Page: 568 of 783

Test mode:	802.11n(HT20)	Frequency(MHz):	5240	Average	Vertical
------------	---------------	-----------------	------	---------	----------



Site : chamber
Condition: 3m VERTICAL
Job No : 06549RG
Mode : 5240 Band edge
Note : 5G WiFi 11N 20
Antenna : ANT1

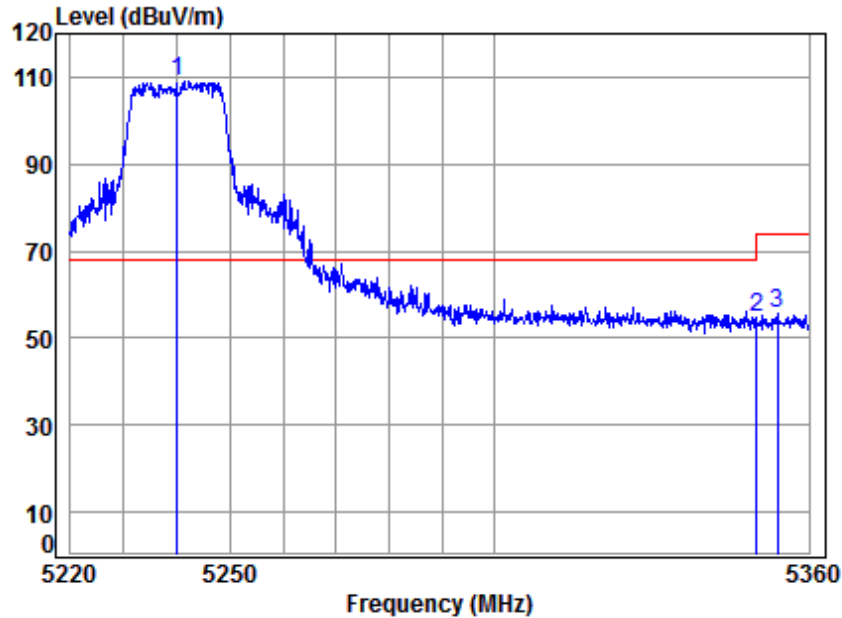
	Freq	Cable Loss	Ant Factor	Preamp Factor	Read Level	Level	Limit	Over	Remark
	MHz	dB	dB/m	dB	dBuV	dBuV/m	dBuV/m	dB	
1	5240.000	8.46	34.40	42.27	99.55	100.14	-----	-----	Average
2	5350.020	8.63	34.48	42.17	45.28	46.22	54.00	-7.78	Average
3 pp	5358.865	8.64	34.49	42.16	45.48	46.45	54.00	-7.55	Average



**SGS-CSTC Standards Technical Services Co., Ltd.
Shenzhen Branch**

Report No.: SZEM180700654903
Page: 569 of 783

Test mode:	802.11n(HT20)	Frequency(MHz):	5240	Peak	Horizontal
------------	---------------	-----------------	------	------	------------



Site : chamber
Condition: 3m HORIZONTAL
Job No : 06549RG
Mode : 5240 Band edge
Note : 5G WiFi 11N 20
Antenna : ANT1

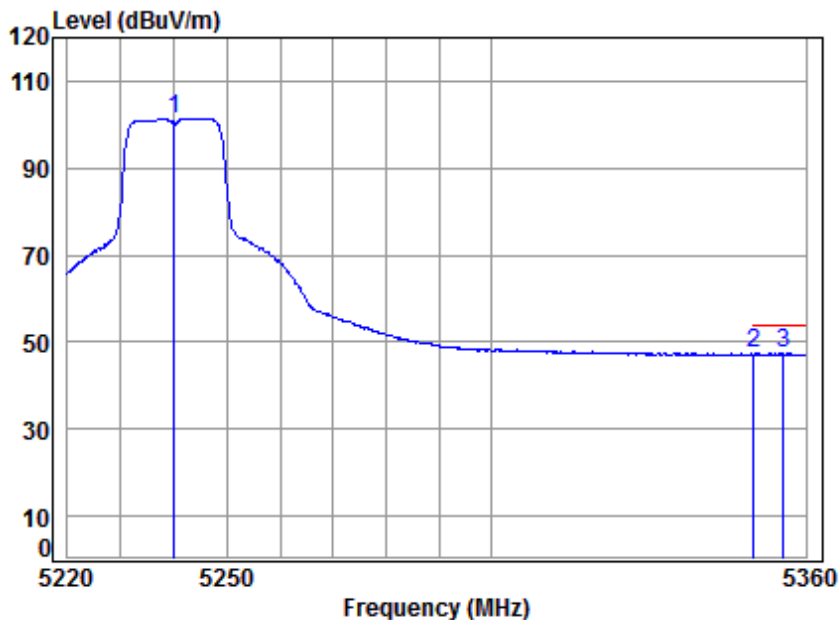
	Freq	Cable Loss	Ant Factor	Preamp Factor	Read Level	Level	Limit	Over	Remark
	MHz	dB	dB/m	dB	dBuV	dBuV/m	dBuV/m	dB	
1	pp 5240.000	8.46	34.40	42.27	108.37	108.96	68.20	40.76	peak
2	5350.020	8.63	34.48	42.17	53.66	54.60	74.00	-19.40	peak
3	5353.903	8.64	34.49	42.17	54.82	55.78	74.00	-18.22	peak



**SGS-CSTC Standards Technical Services Co., Ltd.
Shenzhen Branch**

Report No.: SZEM180700654903
Page: 570 of 783

Test mode:	802.11n(HT20)	Frequency(MHz):	5240	Average	Horizontal
------------	---------------	-----------------	------	---------	------------



Site : chamber
Condition: 3m HORIZONTAL
Job No : 06549RG
Mode : 5240 Band edge
Note : 5G WiFi 11N 20
Antenna : ANT1

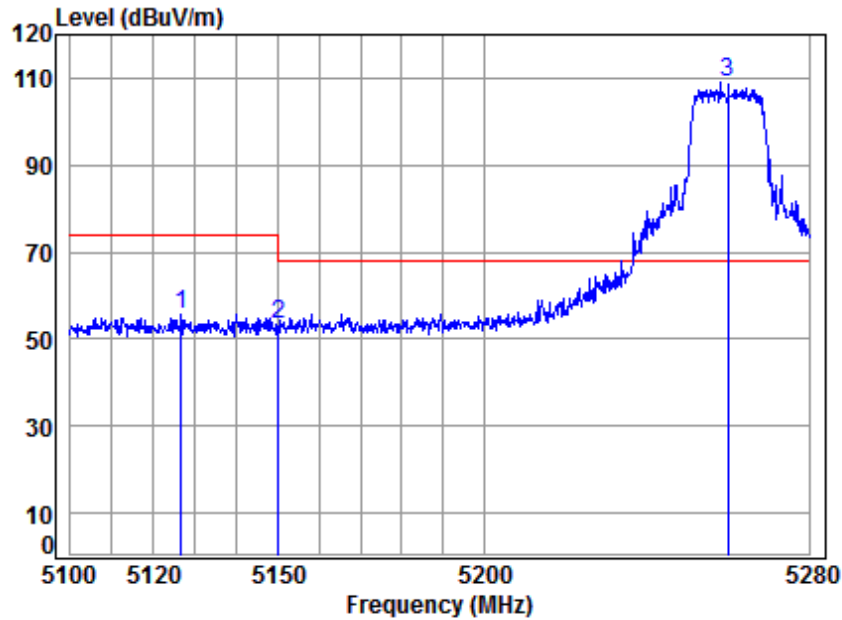
	Freq	Cable Loss	Ant Factor	Preamp Factor	Read Level	Level	Limit	Over	Remark
	MHz	dB	dB/m	dB	dBuV	dBuV/m	dBuV/m	dB	
1	5240.000	8.46	34.40	42.27	100.88	101.47	-----	-----	Average
2	5350.020	8.63	34.48	42.17	46.36	47.30	54.00	-6.70	Average
3 pp	5355.604	8.64	34.49	42.16	46.39	47.36	54.00	-6.64	Average



**SGS-CSTC Standards Technical Services Co., Ltd.
Shenzhen Branch**

Report No.: SZEM180700654903
Page: 571 of 783

Test mode:	802.11n(HT20)	Frequency(MHz):	5260	Peak	Vertical
------------	---------------	-----------------	------	------	----------



Site : chamber
Condition: 3m VERTICAL
Job No : 06549RG
Mode : 5260 Band edge
Note : 5G WiFi 11N 20
Antenna : ANT1

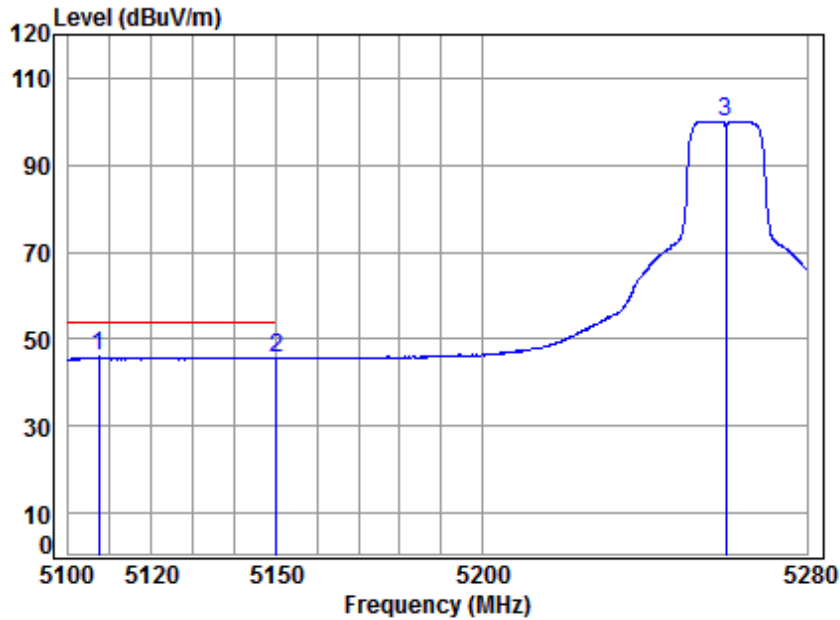
	Freq	Cable Loss	Ant Factor	Preamp Factor	Read Level	Level	Limit	Over	Remark
	MHz	dB	dB/m	dB	dBuV	dBuV/m	dBuV/m	dB	
1	5126.604	8.29	34.30	42.38	55.57	55.78	74.00	-18.22	peak
2	5149.980	8.33	34.32	42.36	53.01	53.30	74.00	-20.70	peak
3	pp 5260.000	8.49	34.41	42.25	108.21	108.86	68.20	40.66	peak



**SGS-CSTC Standards Technical Services Co., Ltd.
Shenzhen Branch**

Report No.: SZEM180700654903
Page: 572 of 783

Test mode:	802.11n(HT20)	Frequency(MHz):	5260	Average	Vertical
------------	---------------	-----------------	------	---------	----------



Site : chamber
Condition: 3m VERTICAL
Job No : 06549RG
Mode : 5260 Band edge
Note : 5G WiFi 11N 20
Antenna : ANT1

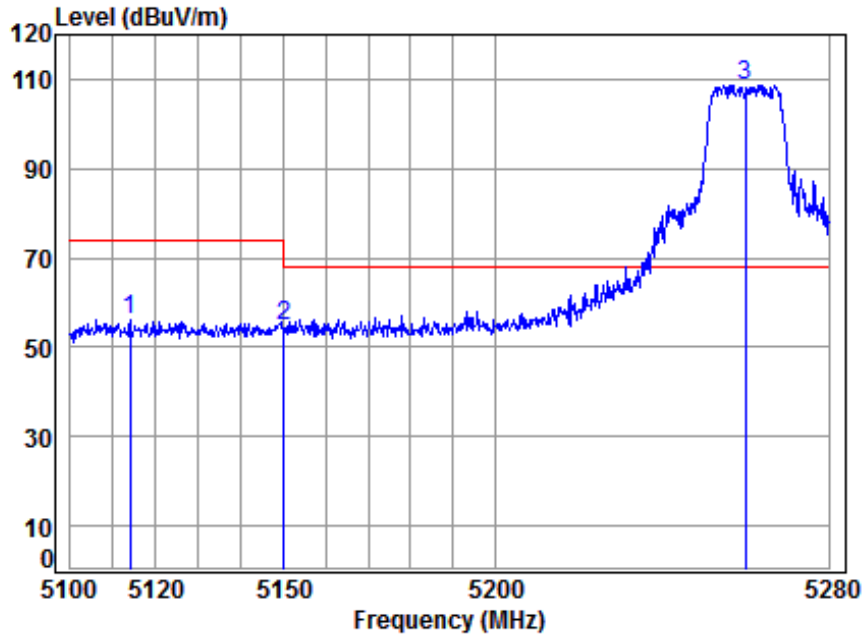
		Cable	Ant	Preamp	Read	Limit	Over		
	Freq	Loss	Factor	Factor	Level	Level	Line	Limit	Remark
	MHz	dB	dB/m	dB	dBuV	dBuV/m	dBuV/m	dB	
1 pp	5107.258	8.26	34.29	42.40	45.77	45.92	54.00	-8.08	Average
2	5149.980	8.33	34.32	42.36	45.40	45.69	54.00	-8.31	Average
3	5260.000	8.49	34.41	42.25	99.44	100.09	-----	-----	Average



SGS-CSTC Standards Technical Services Co., Ltd. Shenzhen Branch

Report No.: SZEM180700654903
Page: 573 of 783

Test mode:	802.11n(HT20)	Frequency(MHz):	5260	Peak	Horizontal
------------	---------------	-----------------	------	------	------------



Site : chamber
 Condition: 3m HORIZONTAL
 Job No : 06549RG
 Mode : 5260 Band edge
 Note : 5G WiFi 11N 20
 Antenna : ANT1

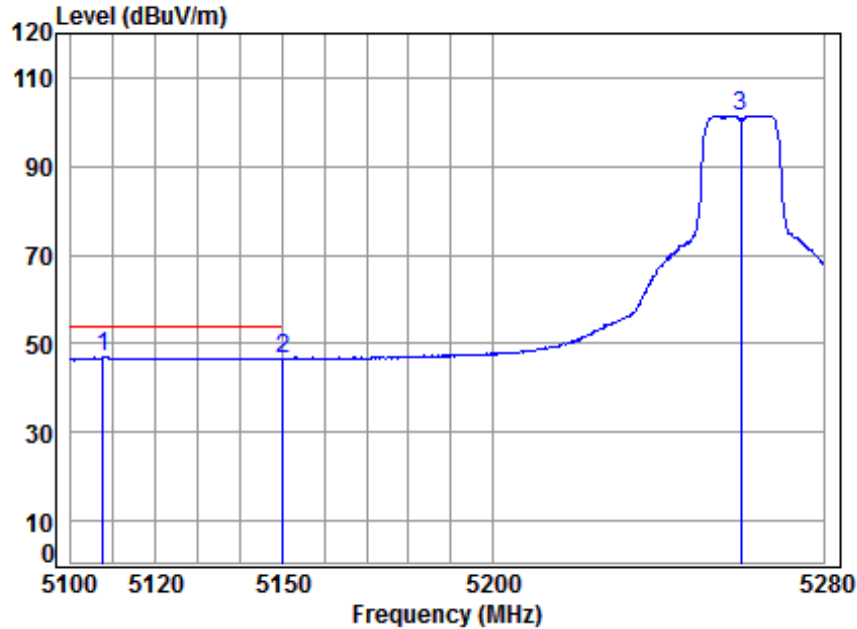
	Freq	Cable Loss	Ant Factor	Preamp Factor	Read Level	Level	Limit	Over Limit	Remark
	MHz	dB	dB/m	dB	dBuV	dBuV/m	dBuV/m	dB	
1	5113.994	8.27	34.29	42.39	56.00	56.17	74.00	-17.83	peak
2	5149.980	8.33	34.32	42.36	54.66	54.95	74.00	-19.05	peak
3 pp	5260.000	8.49	34.41	42.25	108.13	108.78	68.20	40.58	peak



**SGS-CSTC Standards Technical Services Co., Ltd.
Shenzhen Branch**

Report No.: SZEM180700654903
Page: 574 of 783

Test mode:	802.11n(HT20)	Frequency(MHz):	5260	Average	Horizontal
------------	---------------	-----------------	------	---------	------------



Site : chamber
Condition: 3m HORIZONTAL
Job No : 06549RG
Mode : 5260 Band edge
Note : 5G WiFi 11N 20
Antenna : ANT1

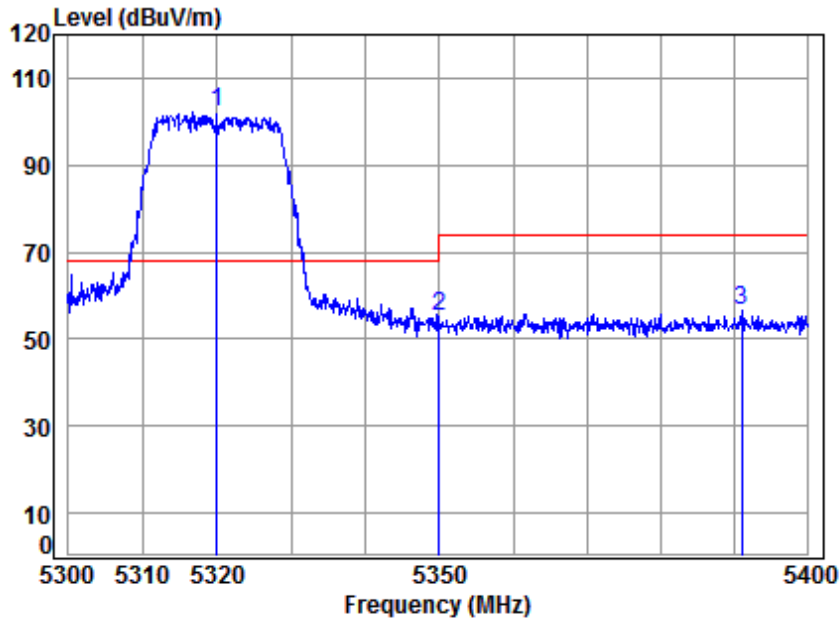
		Cable	Ant	Preamp	Read	Limit	Over		
	Freq	Loss	Factor	Factor	Level	Level	Line	Limit	Remark
	MHz	dB	dB/m	dB	dBuV	dBuV/m	dBuV/m	dB	
1	pp 5107.435	8.26	34.29	42.40	46.78	46.93	54.00	-7.07	Average
2	5149.980	8.33	34.32	42.36	46.37	46.66	54.00	-7.34	Average
3	5260.000	8.49	34.41	42.25	100.79	101.44	-----	-----	Average



**SGS-CSTC Standards Technical Services Co., Ltd.
Shenzhen Branch**

Report No.: SZEM180700654903
Page: 575 of 783

Test mode:	802.11n(HT20)	Frequency(MHz):	5320	Peak	Vertical
------------	---------------	-----------------	------	------	----------



Site : chamber
Condition: 3m VERTICAL
Job No : 06549RG
Mode : 5320 Band edge
Note : 5G WiFi 11N 20
Antenna : ANT1

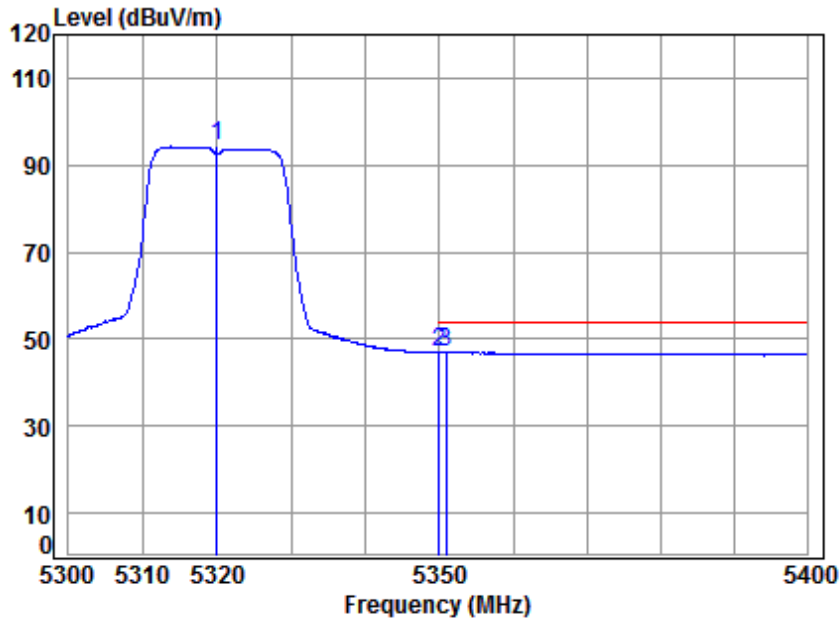
		Cable	Ant	Preamp	Read	Limit	Over	
	Freq	Loss	Factor	Factor	Level	Level	Line	Limit Remark
	MHz	dB	dB/m	dB	dBuV	dBuV/m	dBuV/m	dB
1 pp	5320.000	8.58	34.46	42.20	101.46	102.30	68.20	34.10 peak
2	5350.020	8.63	34.48	42.17	54.43	55.37	74.00	-18.63 peak
3	5391.125	8.69	34.52	42.13	55.47	56.55	74.00	-17.45 peak



SGS-CSTC Standards Technical Services Co., Ltd. Shenzhen Branch

Report No.: SZEM180700654903
Page: 576 of 783

Test mode:	802.11n(HT20)	Frequency(MHz):	5320	Average	Vertical
------------	---------------	-----------------	------	---------	----------



Site : chamber
 Condition: 3m VERTICAL
 Job No : 06549RG
 Mode : 5320 Band edge
 Note : 5G WiFi 11N 20
 Antenna : ANT1

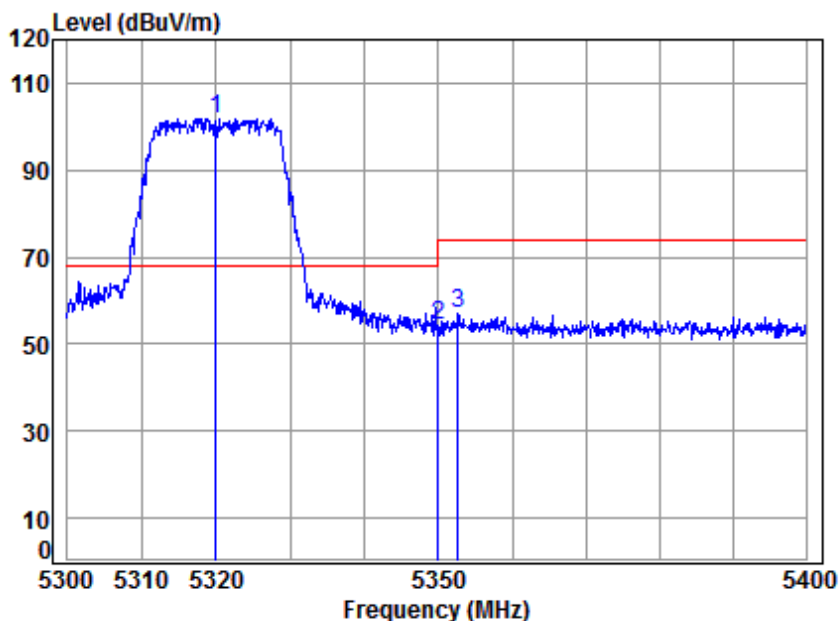
	Freq	Cable Loss	Ant Factor	Preamp Factor	Read Level	Limit Level	Over Limit	Remark
	MHz	dB	dB/m	dB	dBuV	dBuV/m	dBuV/m	dB
1	5320.000	8.58	34.46	42.20	93.38	94.22	-----	Average
2 pp	5350.020	8.63	34.48	42.17	46.13	47.07	54.00	-6.93 Average
3	5350.866	8.63	34.48	42.17	46.06	47.00	54.00	-7.00 Average



**SGS-CSTC Standards Technical Services Co., Ltd.
Shenzhen Branch**

Report No.: SZEM180700654903
Page: 577 of 783

Test mode:	802.11n(HT20)	Frequency(MHz):	5320	Peak	Horizontal
------------	---------------	-----------------	------	------	------------



Site : chamber
 Condition: 3m HORIZONTAL
 Job No : 06549RG
 Mode : 5320 Band edge
 Note : 5G WiFi 11N 20
 Antenna : ANT1

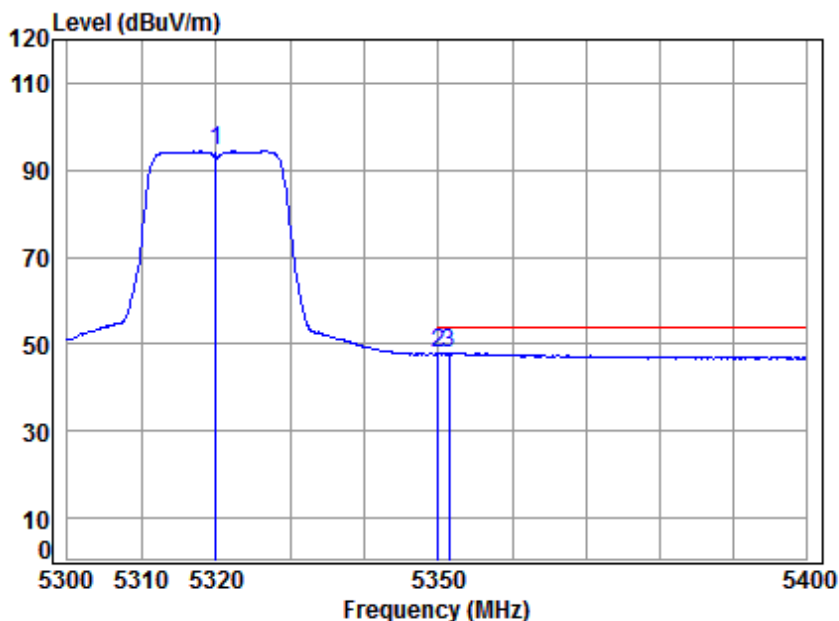
		Cable	Ant	Preamp	Read	Limit	Over		
	Freq	Loss	Factor	Factor	Level	Level	Line	Limit	Remark
	MHz	dB	dB/m	dB	dBuV	dBuV/m	dBuV/m	dB	
1 pp	5320.000	8.58	34.46	42.20	100.85	101.69	68.20	33.49	peak
2	5350.020	8.63	34.48	42.17	53.26	54.20	74.00	-19.80	peak
3	5352.667	8.63	34.49	42.17	55.95	56.90	74.00	-17.10	peak



SGS-CSTC Standards Technical Services Co., Ltd. Shenzhen Branch

Report No.: SZEM180700654903
Page: 578 of 783

Test mode:	802.11n(HT20)	Frequency(MHz):	5320	Average	Horizontal
------------	---------------	-----------------	------	---------	------------



Site : chamber
 Condition: 3m HORIZONTAL
 Job No : 06549RG
 Mode : 5320 Band edge
 Note : 5G WiFi 11N 20
 Antenna : ANT1

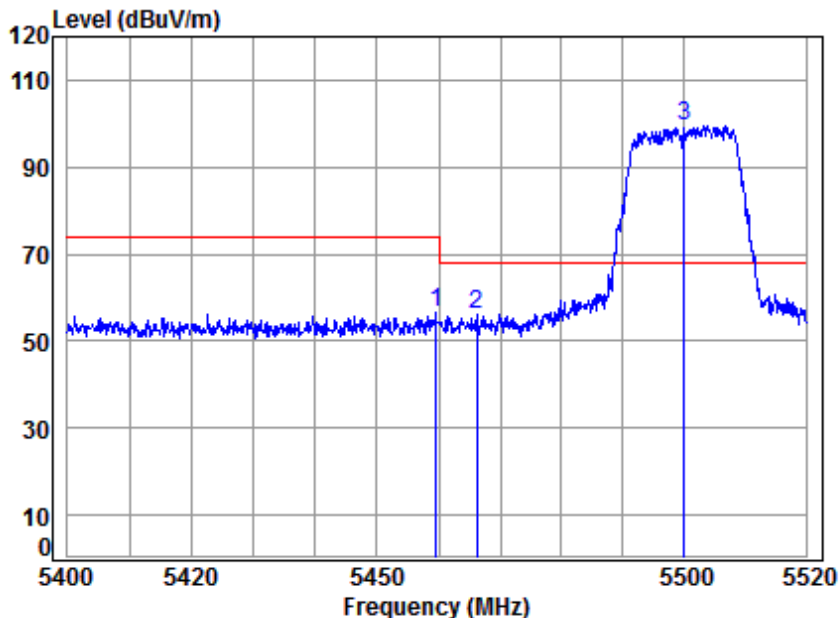
	Freq	Cable Loss	Ant Factor	Preamp Factor	Read Level	Level	Limit Line	Over Limit	Remark
	MHz	dB	dB/m	dB	dBuV	dBuV/m	dBuV/m	dB	
1	5320.000	8.58	34.46	42.20	93.45	94.29	-----	-----	Average
2	pp 5350.020	8.63	34.48	42.17	46.97	47.91	54.00	-6.09	Average
3	5351.467	8.63	34.49	42.17	46.93	47.88	54.00	-6.12	Average



SGS-CSTC Standards Technical Services Co., Ltd. Shenzhen Branch

Report No.: SZEM180700654903
Page: 579 of 783

Test mode:	802.11n(HT20)	Frequency(MHz):	5500	Peak	Vertical
------------	---------------	-----------------	------	------	----------



Site : chamber
 Condition: 3m VERTICAL
 Job No : 06549RG
 Mode : 5500 Band edge
 Note : 5G WiFi 11N 20
 Antenna : ANT1

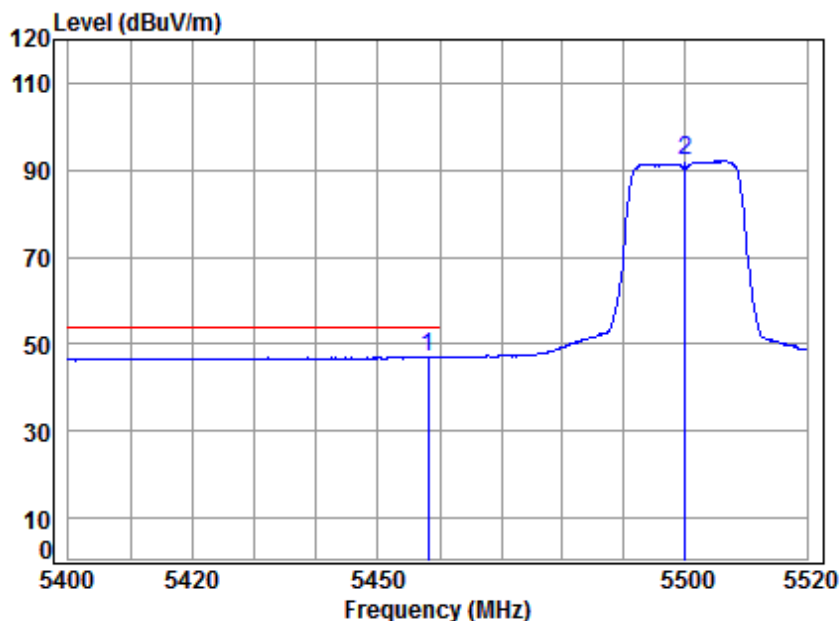
	Cable	Ant	Preamp	Read	Limit	Over		
Freq	Loss	Factor	Factor	Level	Level	Line	Limit	Remark
MHz	dB	dB/m	dB	dBuV	dBuV/m	dBuV/m	dB	
1	5459.550	8.79	34.57	42.07	55.12	56.41	74.00	-17.59 peak
2	5466.274	8.80	34.57	42.06	54.90	56.21	68.20	-11.99 peak
3	pp 5500.000	8.85	34.60	42.03	97.92	99.34	68.20	31.14 peak



SGS-CSTC Standards Technical Services Co., Ltd. Shenzhen Branch

Report No.: SZEM180700654903
Page: 580 of 783

Test mode:	802.11n(HT20)	Frequency(MHz):	5500	Average	Vertical
------------	---------------	-----------------	------	---------	----------



Site : chamber
 Condition: 3m VERTICAL
 Job No : 06549RG
 Mode : 5500 Band edge
 Note : 5G WiFi 11N 20
 Antenna : ANT1

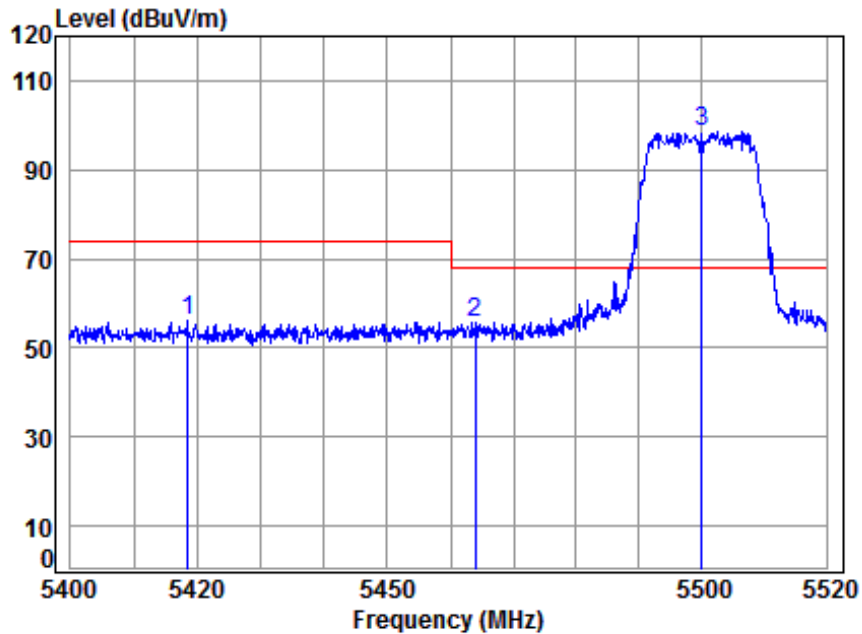
	Cable	Ant	Preamp	Read		Limit	Over	
Freq	Loss	Factor	Factor	Level	Level	Line	Limit	Remark
MHz	dB	dB/m	dB	dBuV	dBuV/m	dBuV/m	dB	
1 pp 5458.110	8.79	34.57	42.07	45.81	47.10	54.00	-6.90	Average
2 5500.000	8.85	34.60	42.03	90.61	92.03	-----	-----	Average



**SGS-CSTC Standards Technical Services Co., Ltd.
Shenzhen Branch**

Report No.: SZEM180700654903
Page: 581 of 783

Test mode:	802.11n(HT20)	Frequency(MHz):	5500	Peak	Horizontal
------------	---------------	-----------------	------	------	------------



Site : chamber
Condition: 3m HORIZONTAL
Job No : 06549RG
Mode : 5500 Band edge
Note : 5G WiFi 11N 20
Antenna : ANT1

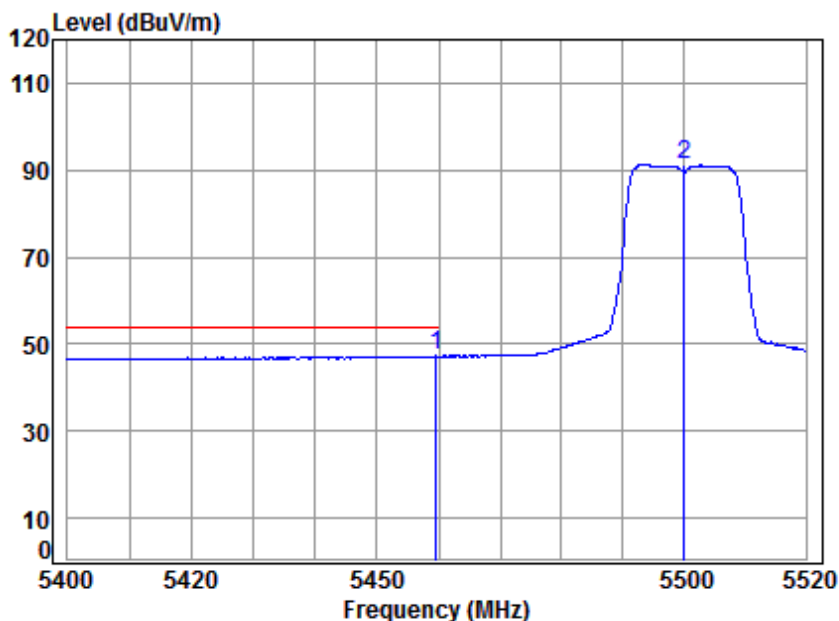
	Freq	Cable Loss	Ant Factor	Preamp Factor	Read Level	Limit Level	Over Limit	Remark
	MHz	dB	dB/m	dB	dBuV	dBuV/m	dBuV/m	dB
1	5418.428	8.73	34.54	42.11	54.99	56.15	74.00	-17.85 peak
2	5463.872	8.80	34.57	42.07	54.45	55.75	68.20	-12.45 peak
3 pp	5500.000	8.85	34.60	42.03	97.10	98.52	68.20	30.32 peak



SGS-CSTC Standards Technical Services Co., Ltd. Shenzhen Branch

Report No.: SZEM180700654903
Page: 582 of 783

Test mode:	802.11n(HT20)	Frequency(MHz):	5500	Average	Horizontal
------------	---------------	-----------------	------	---------	------------



Site : chamber
 Condition: 3m HORIZONTAL
 Job No : 06549RG
 Mode : 5500 Band edge
 Note : 5G WiFi 11N 20
 Antenna : ANT1

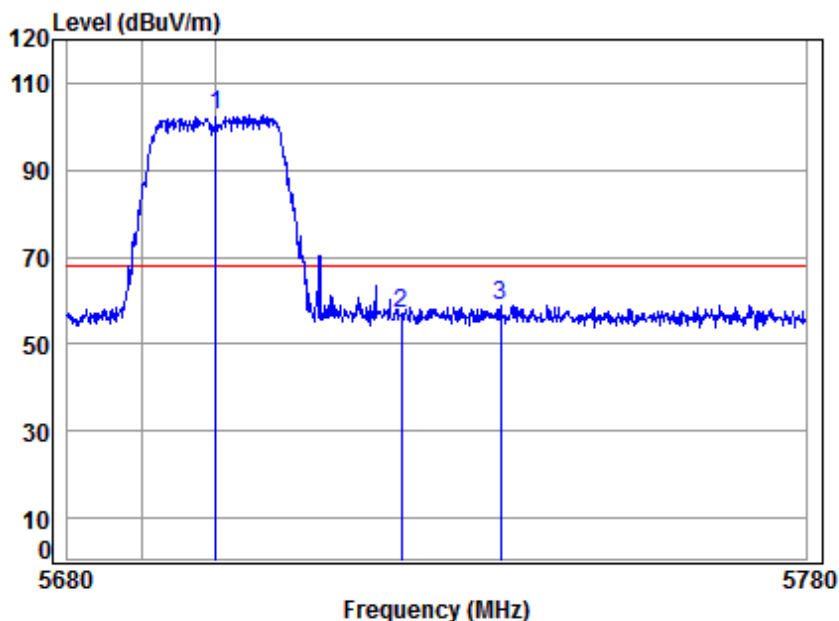
	Cable	Ant	Preamp	Read	Limit	Over		
Freq	Loss	Factor	Factor	Level	Level	Line	Limit	Remark
MHz	dB	dB/m	dB	dBuV	dBuV/m	dBuV/m	dB	
1 pp 5459.550	8.79	34.57	42.07	45.96	47.25	54.00	-6.75	Average
2 5500.000	8.85	34.60	42.03	89.84	91.26	-----	-----	Average



**SGS-CSTC Standards Technical Services Co., Ltd.
Shenzhen Branch**

Report No.: SZEM180700654903
Page: 583 of 783

Test mode:	802.11n(HT20)	Frequency(MHz):	5700	Peak	Vertical
------------	---------------	-----------------	------	------	----------



Site : chamber
 Condition: 3m VERTICAL
 Job No : 06549RG
 Mode : 5700 Band edge
 Note : 5G WiFi 11N 20
 Antenna : ANT1

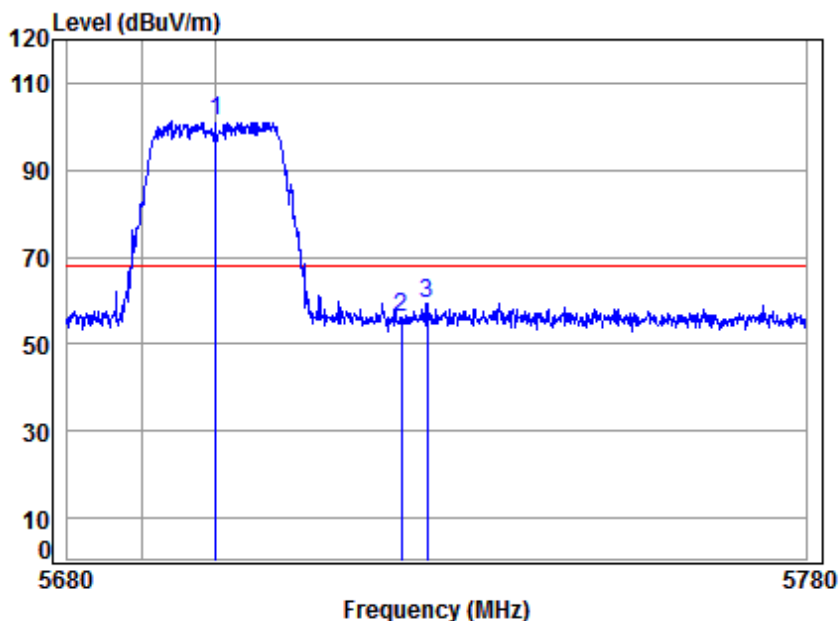
	Cable	Ant	Preamp	Read	Limit	Over		
Freq	Loss	Factor	Factor	Level	Level	Line	Limit	Remark
MHz	dB	dB/m	dB	dBuV	dBuV/m	dBuV/m	dB	
1 pp 5700.000	9.56	34.81	41.86	100.14	102.65	68.20	34.45	peak
2 5725.000	9.64	34.83	41.84	54.57	57.20	68.20	-11.00	peak
3 5738.488	9.69	34.84	41.83	56.35	59.05	68.20	-9.15	peak



SGS-CSTC Standards Technical Services Co., Ltd. Shenzhen Branch

Report No.: SZEM180700654903
Page: 584 of 783

Test mode:	802.11n(HT20)	Frequency(MHz):	5700	Peak	Horizontal
------------	---------------	-----------------	------	------	------------



Site : chamber
 Condition: 3m HORIZONTAL
 Job No : 06549RG
 Mode : 5700 Band edge
 Note : 5G WiFi 11N 20
 Antenna : ANT1

	Cable	Ant	Preamp	Read		Limit	Over	
Freq	Loss	Factor	Factor	Level	Level	Line	Limit	Remark
MHz	dB	dB/m	dB	dBuV	dBuV/m	dBuV/m	dB	
1 pp 5700.000	9.56	34.81	41.86	98.62	101.13	68.20	32.93	peak
2 5725.000	9.64	34.83	41.84	53.39	56.02	68.20	-12.18	peak
3 5728.482	9.65	34.83	41.83	56.57	59.22	68.20	-8.98	peak

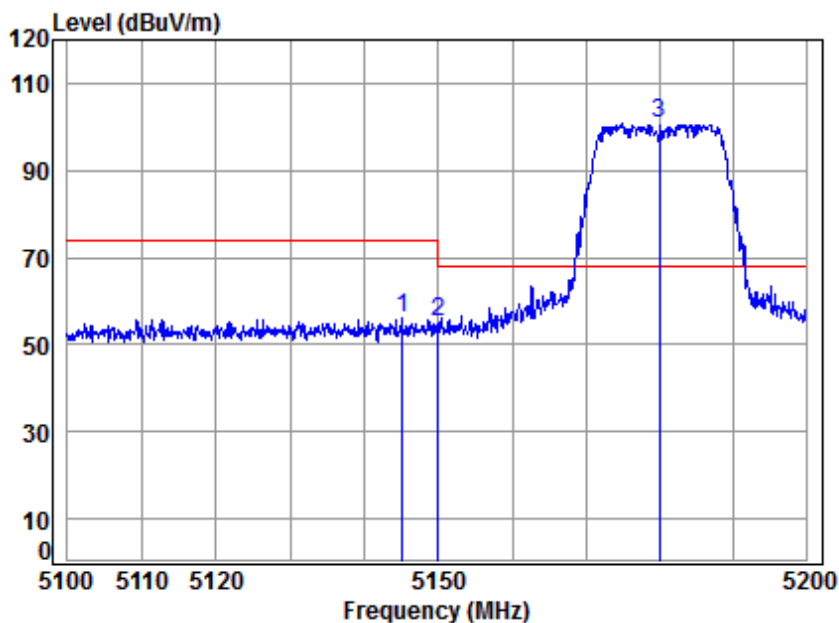
This document is issued by the Company subject to its General Conditions of Service printed overleaf, available on request or accessible at <http://www.sgs.com/en/Terms-and-Conditions.aspx> and, for electronic format documents, subject to Terms and Conditions for Electronic Documents at <http://www.sgs.com/en/Terms-and-Conditions/Terms-e-Documents.aspx>. Attention is drawn to the limitation of liability, indemnification and jurisdiction issues defined therein. Any holder of this document is advised that information contained hereon reflects the Company's findings at the time of its intervention only and within the limits of Client's instructions, if any. The Company's sole responsibility is to its Client and this document does not exonerate parties to a transaction from exercising all their rights and obligations under the transaction documents. This document cannot be reproduced except in full, without prior written approval of the Company. Any unauthorized alteration, forgery or falsification of the content or appearance of this document is unlawful and offenders may be prosecuted to the fullest extent of the law. Unless otherwise stated the results shown in this test report refer only to the sample(s) tested and such sample(s) are retained for 30 days only.



SGS-CSTC Standards Technical Services Co., Ltd. Shenzhen Branch

Report No.: SZEM180700654903
Page: 585 of 783

Test mode:	802.11ac(HT20)	Frequency(MHz):	5180	Peak	Vertical
------------	----------------	-----------------	------	------	----------



Site : chamber
 Condition: 3m VERTICAL
 Job No : 06549RG
 Mode : 5180 Band edge
 Note : 5G WiFi 11AC 20
 Antenna : ANT1

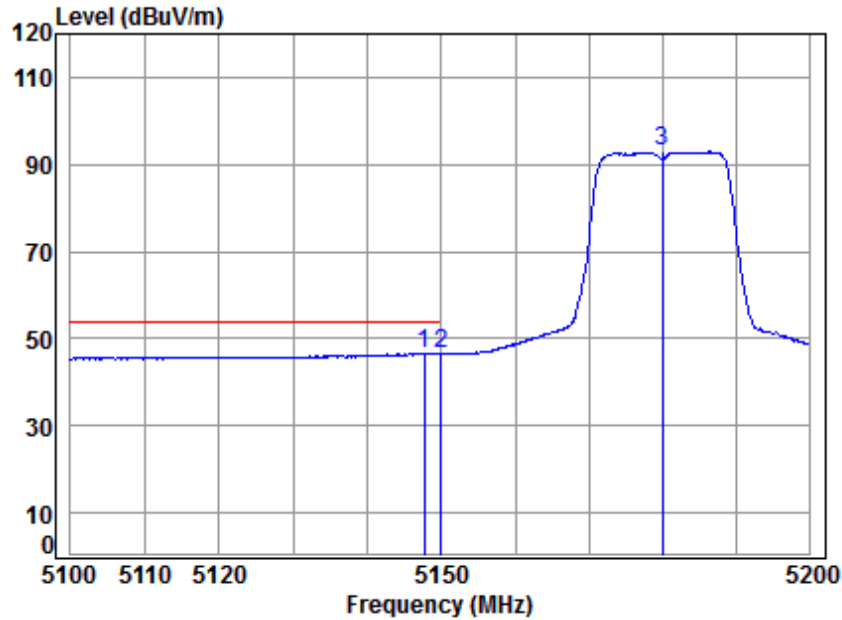
	Cable	Ant	Preamp	Read	Limit	Over		
Freq	Loss	Factor	Factor	Level	Level	Line	Limit	Remark
MHz	dB	dB/m	dB	dBuV	dBuV/m	dBuV/m	dB	
1	5145.060	8.32	34.32	42.36	55.64	55.92	74.00	-18.08 peak
2	5149.980	8.33	34.32	42.36	54.81	55.10	74.00	-18.90 peak
3	pp 5180.000	8.37	34.35	42.33	100.40	100.79	68.20	32.59 peak



**SGS-CSTC Standards Technical Services Co., Ltd.
Shenzhen Branch**

Report No.: SZEM180700654903
Page: 586 of 783

Test mode:	802.11ac(HT20)	Frequency(MHz):	5180	Average	Vertical
------------	----------------	-----------------	------	---------	----------



Site : chamber
Condition: 3m VERTICAL
Job No : 06549RG
Mode : 5180 Band edge
Note : 5G WiFi 11AC 20
Antenna : ANT1

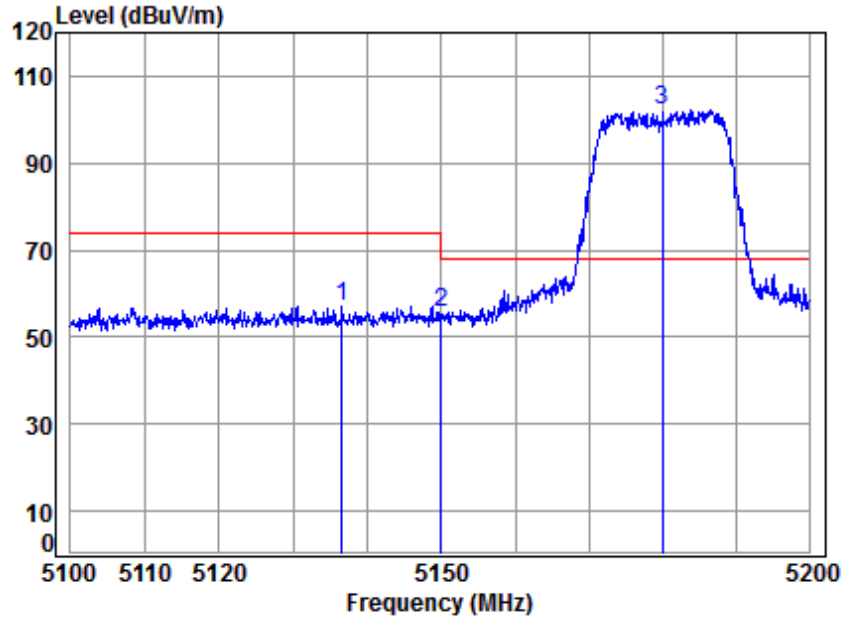
	Freq	Cable Loss	Ant Factor	Preamp Factor	Read Level	Level	Limit	Over	Remark
	MHz	dB	dB/m	dB	dBuV	dBuV/m	dBuV/m	dB	
1 pp	5147.658	8.32	34.32	42.36	46.35	46.63	54.00	-7.37	Average
2	5149.980	8.33	34.32	42.36	46.33	46.62	54.00	-7.38	Average
3	5180.000	8.37	34.35	42.33	92.48	92.87	-----	-----	Average



**SGS-CSTC Standards Technical Services Co., Ltd.
Shenzhen Branch**

Report No.: SZEM180700654903
Page: 587 of 783

Test mode:	802.11ac(HT20)	Frequency(MHz):	5180	Peak	Horizontal
------------	----------------	-----------------	------	------	------------



Site : chamber
Condition: 3m HORIZONTAL
Job No : 06549RG
Mode : 5180 Band edge
Note : 5G WiFi 11AC 20
Antenna : ANT1

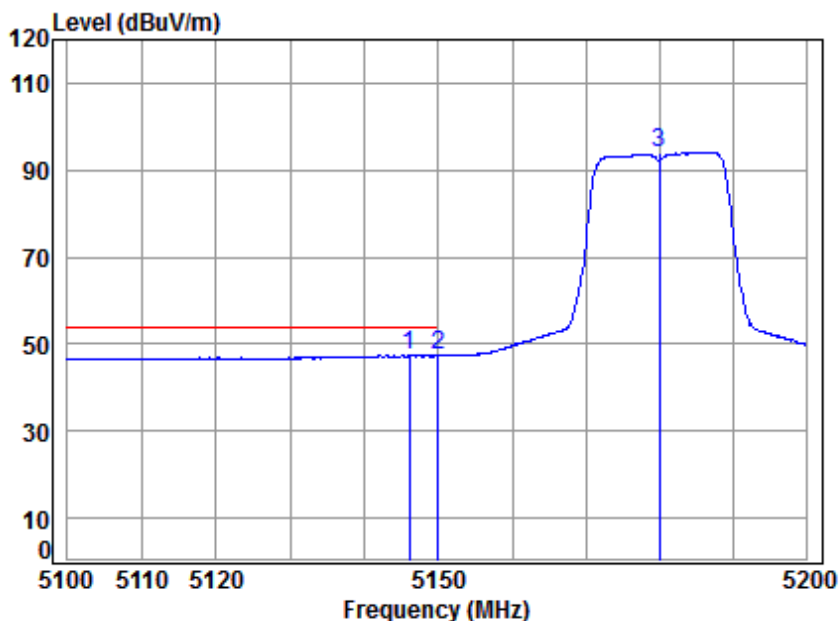
	Freq	Cable Loss	Ant Factor	Preamp Factor	Read Level	Level	Limit	Over	Remark
	MHz	dB	dB/m	dB	dBuV	dBuV/m	dBuV/m	dB	
1	5136.475	8.30	34.31	42.37	56.96	57.20	74.00	-16.80	peak
2	5149.980	8.33	34.32	42.36	55.56	55.85	74.00	-18.15	peak
3 pp	5180.000	8.37	34.35	42.33	101.65	102.04	68.20	33.84	peak



SGS-CSTC Standards Technical Services Co., Ltd. Shenzhen Branch

Report No.: SZEM180700654903
Page: 588 of 783

Test mode:	802.11ac(HT20)	Frequency(MHz):	5180	Average	Horizontal
------------	----------------	-----------------	------	---------	------------



Site : chamber
 Condition: 3m HORIZONTAL
 Job No : 06549RG
 Mode : 5180 Band edge
 Note : 5G WiFi 11AC 20
 Antenna : ANT1

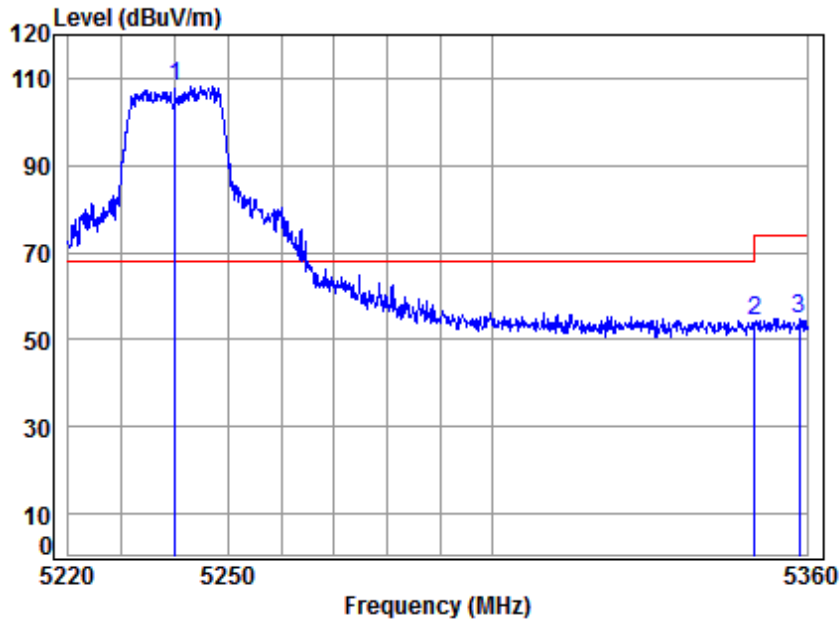
		Cable	Ant	Preamp	Read	Limit	Over		
	Freq	Loss	Factor	Factor	Level	Level	Line	Limit	Remark
	MHz	dB	dB/m	dB	dBuV	dBuV/m	dBuV/m	dB	
1 pp	5146.059	8.32	34.32	42.36	47.14	47.42	54.00	-6.58	Average
2	5149.980	8.33	34.32	42.36	47.11	47.40	54.00	-6.60	Average
3	5180.000	8.37	34.35	42.33	93.78	94.17	-----	-----	Average



**SGS-CSTC Standards Technical Services Co., Ltd.
Shenzhen Branch**

Report No.: SZEM180700654903
Page: 589 of 783

Test mode:	802.11ac(HT20)	Frequency(MHz):	5240	Peak	Vertical
------------	----------------	-----------------	------	------	----------



Site : chamber
Condition: 3m VERTICAL
Job No : 06549RG
Mode : 5240 Band edge
Note : 5G WiFi 11AC 20
Antenna : ANT1

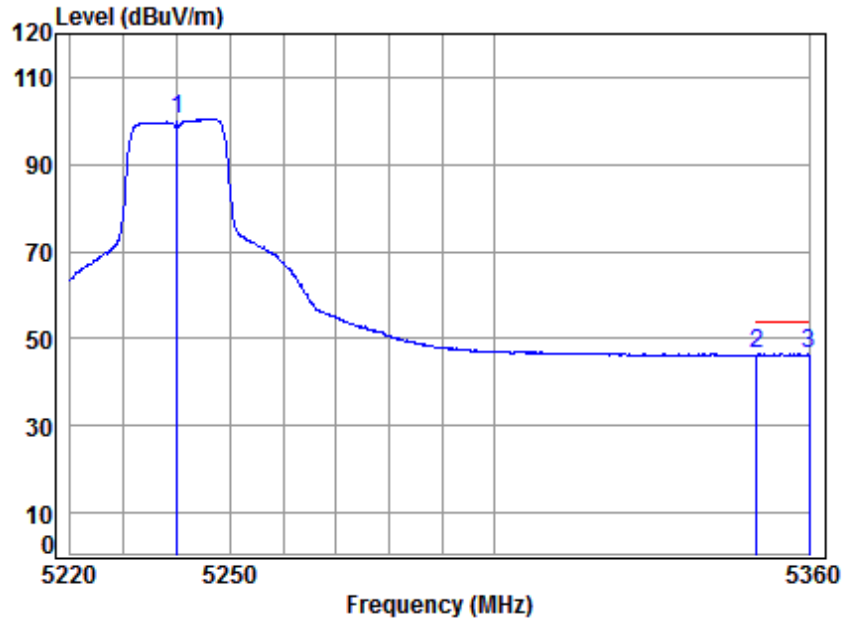
	Freq	Cable Loss	Ant Factor	Preamp Factor	Read Level	Level	Limit Line	Over Limit	Remark
	MHz	dB	dB/m	dB	dBuV	dBuV/m	dBuV/m	dB	
1 pp	5240.000	8.46	34.40	42.27	107.59	108.18	68.20	39.98	peak
2	5350.020	8.63	34.48	42.17	53.58	54.52	74.00	-19.48	peak
3	5358.582	8.64	34.49	42.16	53.77	54.74	74.00	-19.26	peak



**SGS-CSTC Standards Technical Services Co., Ltd.
Shenzhen Branch**

Report No.: SZEM180700654903
Page: 590 of 783

Test mode:	802.11ac(HT20)	Frequency(MHz):	5240	Average	Vertical
------------	----------------	-----------------	------	---------	----------

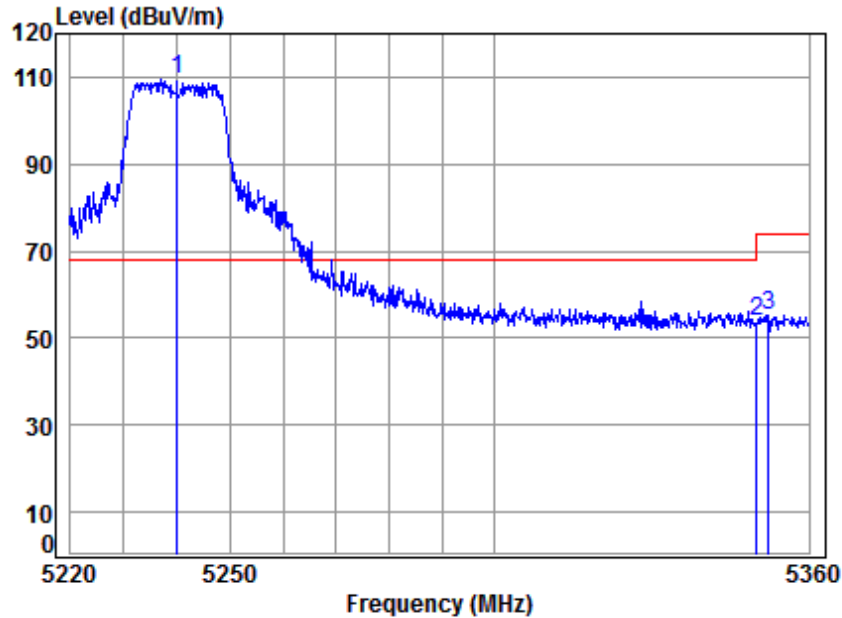


Site : chamber
Condition: 3m VERTICAL
Job No : 06549RG
Mode : 5240 Band edge
Note : 5G WiFi 11AC 20
Antenna : ANT1

	Freq	Cable Loss	Ant Factor	Preamp Factor	Read Level	Level	Limit	Over	Remark
	MHz	dB	dB/m	dB	dBuV	dBuV/m	dBuV/m	dB	
1	5240.000	8.46	34.40	42.27	99.88	100.47	-----	-----	Average
2 pp	5350.020	8.63	34.48	42.17	45.48	46.42	54.00	-7.58	Average
3	5360.000	8.64	34.49	42.16	45.44	46.41	54.00	-7.59	Average



Test mode:	802.11ac(HT20)	Frequency(MHz):	5240	Peak	Horizontal
------------	----------------	-----------------	------	------	------------

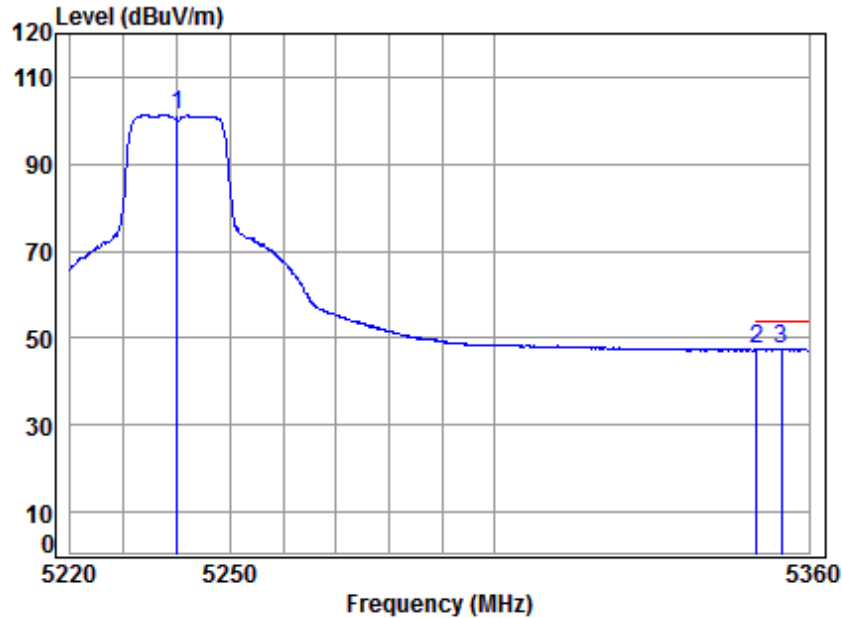


Site : chamber
Condition: 3m HORIZONTAL
Job No : 06549RG
Mode : 5240 Band edge
Note : 5G WiFi 11AC 20
Antenna : ANT1

	Freq	Cable Loss	Ant Factor	Preamp Factor	Read Level	Level	Limit	Over	Remark
	MHz	dB	dB/m	dB	dBuV	dBuV/m	dBuV/m	dB	
1	pp 5240.000	8.46	34.40	42.27	108.72	109.31	68.20	41.11	peak
2	5350.020	8.63	34.48	42.17	53.07	54.01	74.00	-19.99	peak
3	5352.345	8.63	34.49	42.17	54.17	55.12	74.00	-18.88	peak



Test mode:	802.11ac(HT20)	Frequency(MHz):	5240	Average	Horizontal
------------	----------------	-----------------	------	---------	------------



Site : chamber
Condition: 3m HORIZONTAL
Job No : 06549RG
Mode : 5240 Band edge
Note : 5G WiFi 11AC 20
Antenna : ANT1

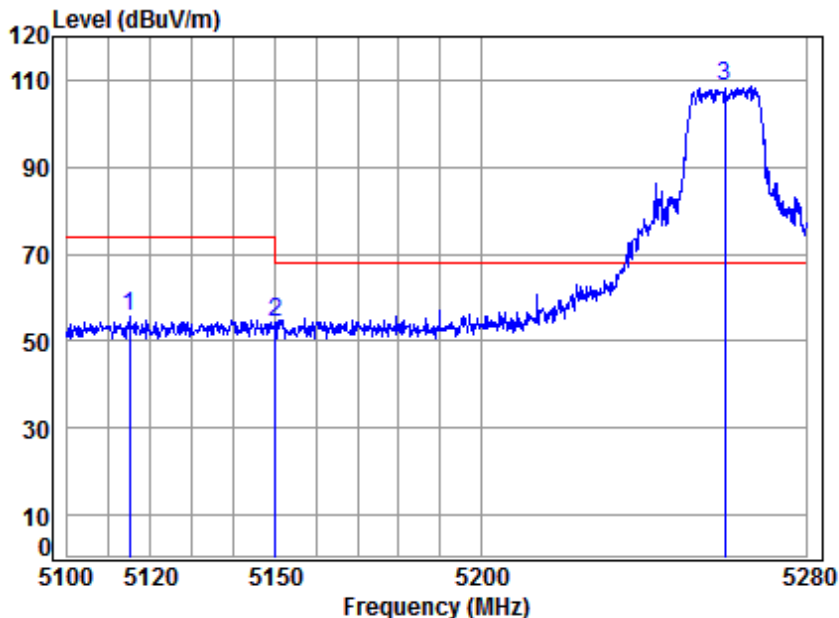
	Freq	Cable Loss	Ant Factor	Preamp Factor	Read Level	Level	Limit	Over	Remark
	MHz	dB	dB/m	dB	dBuV	dBuV/m	dBuV/m	dB	
1	5240.000	8.46	34.40	42.27	100.61	101.20	-----	-----	Average
2	5350.020	8.63	34.48	42.17	46.39	47.33	54.00	-6.67	Average
3 pp	5354.754	8.64	34.49	42.16	46.52	47.49	54.00	-6.51	Average



SGS-CSTC Standards Technical Services Co., Ltd. Shenzhen Branch

Report No.: SZEM180700654903
Page: 593 of 783

Test mode:	802.11ac(HT20)	Frequency(MHz):	5260	Peak	Vertical
------------	----------------	-----------------	------	------	----------



Site : chamber
 Condition: 3m VERTICAL
 Job No : 06549RG
 Mode : 5260 Band edge
 Note : 5G WiFi 11AC 20
 Antenna : ANT1

	Cable	Ant	Preamp	Read		Limit	Over	
Freq	Loss	Factor	Factor	Level	Level	Line	Limit	Remark
MHz	dB	dB/m	dB	dBuV	dBuV/m	dBuV/m	dB	
1	5114.881	8.27	34.30	42.39	55.37	55.55	74.00	-18.45 peak
2	5149.980	8.33	34.32	42.36	53.90	54.19	74.00	-19.81 peak
3	pp 5260.000	8.49	34.41	42.25	107.86	108.51	68.20	40.31 peak

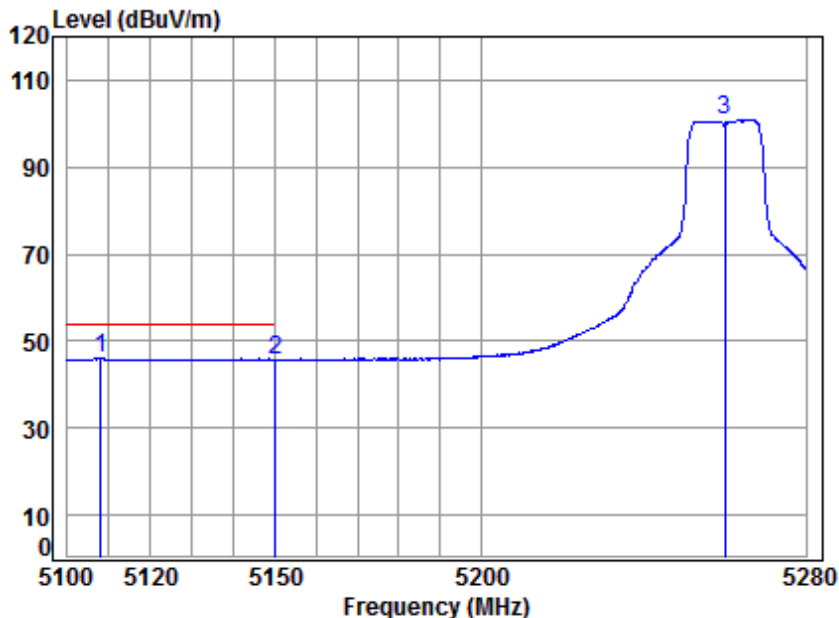
This document is issued by the Company subject to its General Conditions of Service printed overleaf, available on request or accessible at <http://www.sgs.com/en/Terms-and-Conditions.aspx> and, for electronic format documents, subject to Terms and Conditions for Electronic Documents at <http://www.sgs.com/en/Terms-and-Conditions/Terms-e-Documents.aspx>. Attention is drawn to the limitation of liability, indemnification and jurisdiction issues defined therein. Any holder of this document is advised that information contained hereon reflects the Company's findings at the time of its intervention only and within the limits of Client's instructions, if any. The Company's sole responsibility is to its Client and this document does not exonerate parties to a transaction from exercising all their rights and obligations under the transaction documents. This document cannot be reproduced except in full, without prior written approval of the Company. Any unauthorized alteration, forgery or falsification of the content or appearance of this document is unlawful and offenders may be prosecuted to the fullest extent of the law. Unless otherwise stated the results shown in this test report refer only to the sample(s) tested and such sample(s) are retained for 30 days only.



**SGS-CSTC Standards Technical Services Co., Ltd.
Shenzhen Branch**

Report No.: SZEM180700654903
Page: 594 of 783

Test mode:	802.11ac(HT20)	Frequency(MHz):	5260	Average	Vertical
------------	----------------	-----------------	------	---------	----------



Site : chamber
 Condition: 3m VERTICAL
 Job No : 06549RG
 Mode : 5260 Band edge
 Note : 5G WiFi 11AC 20
 Antenna : ANT1

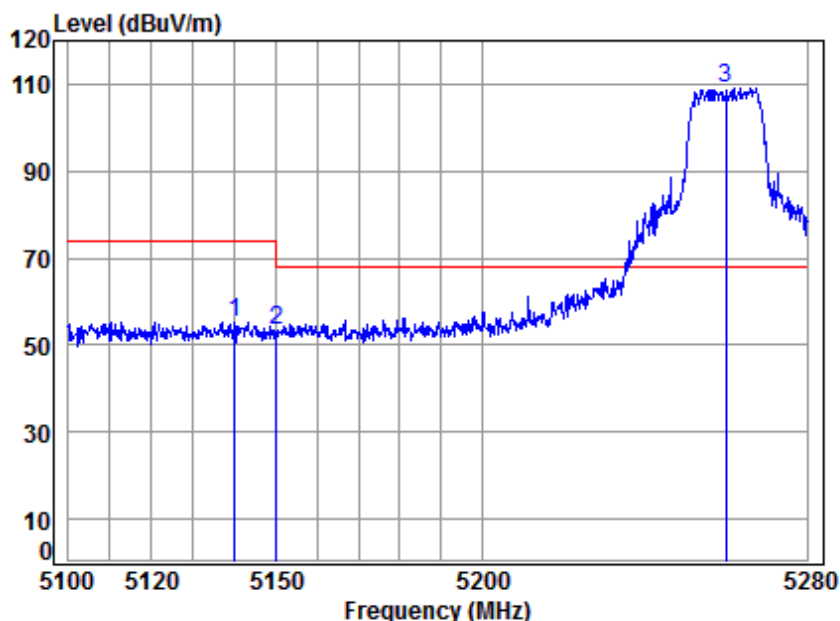
	Freq	Cable Loss	Ant Factor	Preamp Factor	Read Level	Level	Limit	Over	Remark
	MHz	dB	dB/m	dB	dBuV	dBuV/m	dBuV/m	dB	
1 pp	5107.966	8.26	34.29	42.40	45.95	46.10	54.00	-7.90	Average
2	5149.980	8.33	34.32	42.36	45.47	45.76	54.00	-8.24	Average
3	5260.000	8.49	34.41	42.25	100.19	100.84	-----	-----	Average



SGS-CSTC Standards Technical Services Co., Ltd. Shenzhen Branch

Report No.: SZEM180700654903
Page: 595 of 783

Test mode:	802.11ac(HT20)	Frequency(MHz):	5260	Peak	Horizontal
------------	----------------	-----------------	------	------	------------



Site : chamber
 Condition: 3m HORIZONTAL
 Job No : 06549RG
 Mode : 5260 Band edge
 Note : 5G WiFi 11AC 20
 Antenna : ANT1

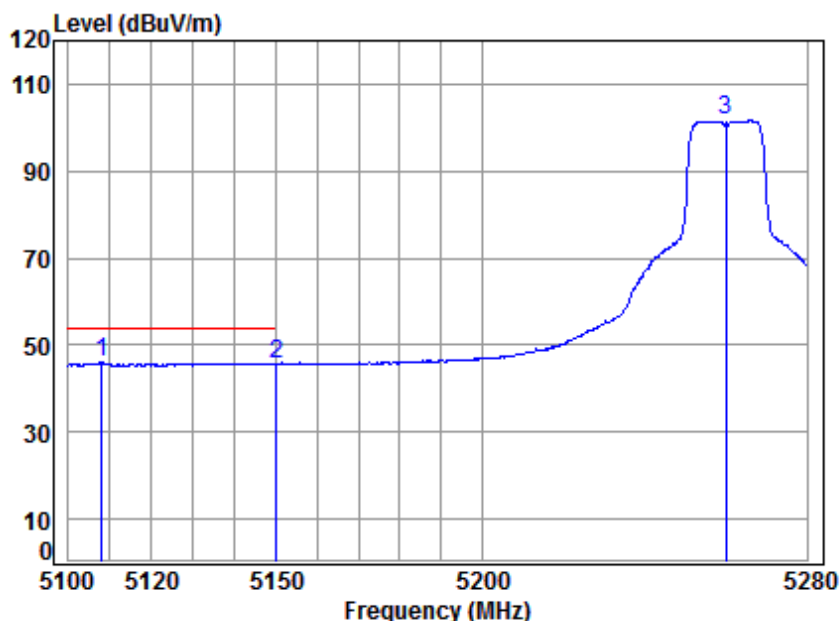
	Freq	Cable Loss	Ant Factor	Preamp Factor	Read Level	Level	Limit	Over	Remark
	MHz	dB	dB/m	dB	dBuV	dBuV/m	dBuV/m	dB	
1	5139.958	8.31	34.32	42.36	55.13	55.40	74.00	-18.60	peak
2	5149.980	8.33	34.32	42.36	53.12	53.41	74.00	-20.59	peak
3	pp 5260.000	8.49	34.41	42.25	108.34	108.99	68.20	40.79	peak



SGS-CSTC Standards Technical Services Co., Ltd. Shenzhen Branch

Report No.: SZEM180700654903
Page: 596 of 783

Test mode:	802.11ac(HT20)	Frequency(MHz):	5260	Average	Horizontal
------------	----------------	-----------------	------	---------	------------



Site : chamber
 Condition: 3m HORIZONTAL
 Job No : 06549RG
 Mode : 5260 Band edge
 Note : 5G WiFi 11AC 20
 Antenna : ANT1

	Freq	Cable Loss	Ant Factor	Preamp Factor	Read Level	Level	Limit	Over	Remark
	MHz	dB	dB/m	dB	dBuV	dBuV/m	dBuV/m	dB	
1	pp 5107.966	8.26	34.29	42.40	45.77	45.92	54.00	-8.08	Average
2	5149.980	8.33	34.32	42.36	45.39	45.68	54.00	-8.32	Average
3	5260.000	8.49	34.41	42.25	100.95	101.60	-----	-----	Average

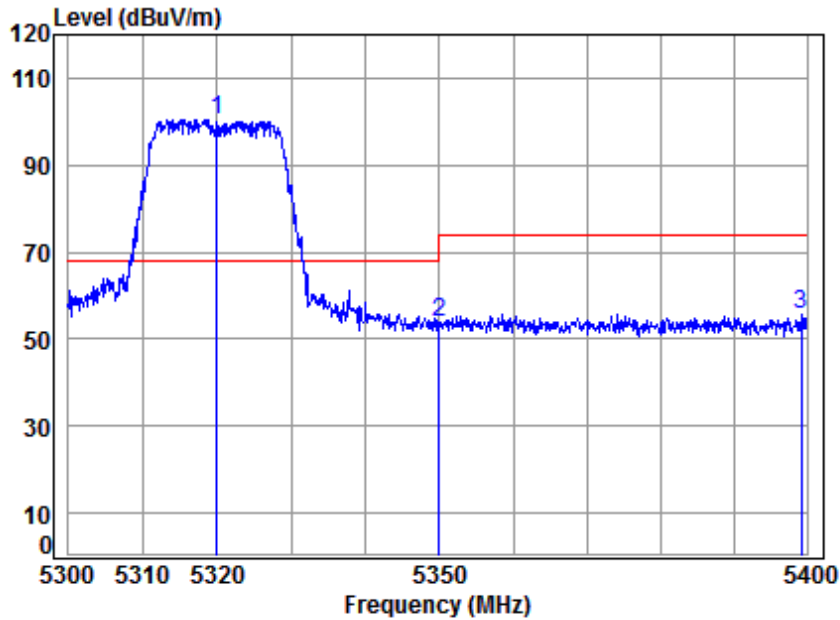
This document is issued by the Company subject to its General Conditions of Service printed overleaf, available on request or accessible at <http://www.sgs.com/en/Terms-and-Conditions.aspx> and, for electronic format documents, subject to Terms and Conditions for Electronic Documents at <http://www.sgs.com/en/Terms-and-Conditions/Terms-e-Documents.aspx>. Attention is drawn to the limitation of liability, indemnification and jurisdiction issues defined therein. Any holder of this document is advised that information contained hereon reflects the Company's findings at the time of its intervention only and within the limits of Client's instructions, if any. The Company's sole responsibility is to its Client and this document does not exonerate parties to a transaction from exercising all their rights and obligations under the transaction documents. This document cannot be reproduced except in full, without prior written approval of the Company. Any unauthorized alteration, forgery or falsification of the content or appearance of this document is unlawful and offenders may be prosecuted to the fullest extent of the law. Unless otherwise stated the results shown in this test report refer only to the sample(s) tested and such sample(s) are retained for 30 days only.



**SGS-CSTC Standards Technical Services Co., Ltd.
Shenzhen Branch**

Report No.: SZEM180700654903
Page: 597 of 783

Test mode:	802.11ac(HT20)	Frequency(MHz):	5320	Peak	Vertical
------------	----------------	-----------------	------	------	----------



Site : chamber
Condition: 3m VERTICAL
Job No : 06549RG
Mode : 5320 Band edge
Note : 5G WiFi 11AC 20
Antenna : ANT1

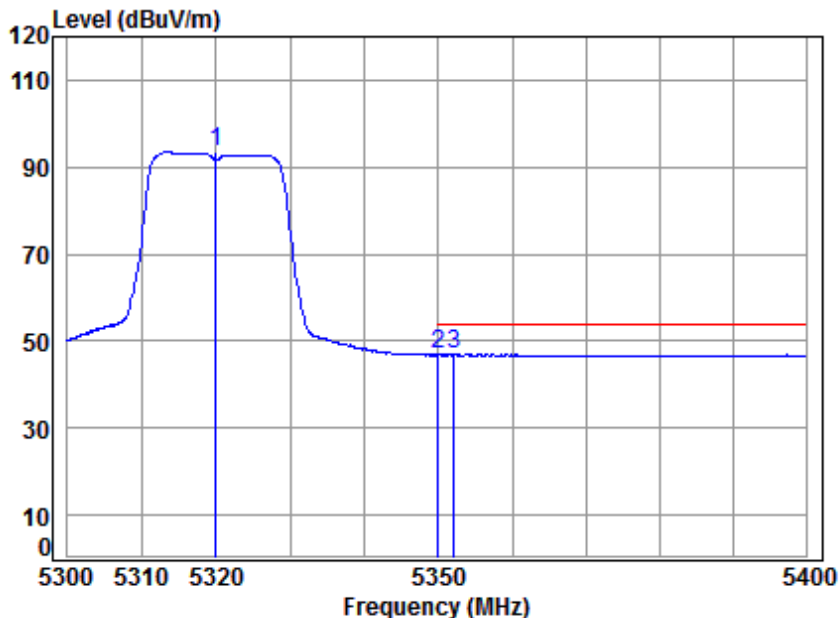
		Cable	Ant	Preamp	Read	Limit	Over	
	Freq	Loss	Factor	Factor	Level	Line	Limit	Remark
	MHz	dB	dB/m	dB	dBuV	dBuV/m	dBuV/m	dB
1 pp	5320.000	8.58	34.46	42.20	99.70	100.54	68.20	32.34 peak
2	5350.020	8.63	34.48	42.17	53.11	54.05	74.00	-19.95 peak
3	5399.293	8.70	34.52	42.12	54.55	55.65	74.00	-18.35 peak



SGS-CSTC Standards Technical Services Co., Ltd. Shenzhen Branch

Report No.: SZEM180700654903
Page: 598 of 783

Test mode:	802.11ac(HT20)	Frequency(MHz):	5320	Average	Vertical
------------	----------------	-----------------	------	---------	----------



Site : chamber
 Condition: 3m VERTICAL
 Job No : 06549RG
 Mode : 5320 Band edge
 Note : 5G WiFi 11AC 20
 Antenna : ANT1

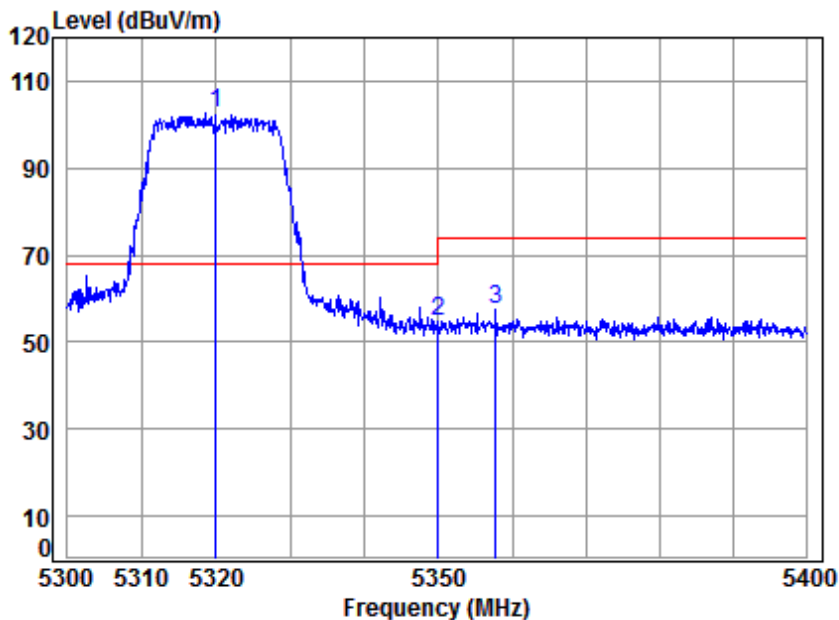
	Freq	Cable Loss	Ant Factor	Preamp Factor	Read Level	Level	Limit	Over	Remark
	MHz	dB	dB/m	dB	dBuV	dBuV/m	dBuV/m	dB	
1	5320.000	8.58	34.46	42.20	92.58	93.42	-----	-----	Average
2	5350.020	8.63	34.48	42.17	45.99	46.93	54.00	-7.07	Average
3	pp 5352.067	8.63	34.49	42.17	46.03	46.98	54.00	-7.02	Average



SGS-CSTC Standards Technical Services Co., Ltd. Shenzhen Branch

Report No.: SZEM180700654903
Page: 599 of 783

Test mode:	802.11ac(HT20)	Frequency(MHz):	5320	Peak	Horizontal
------------	----------------	-----------------	------	------	------------



Site : chamber
 Condition: 3m HORIZONTAL
 Job No : 06549RG
 Mode : 5320 Band edge
 Note : 5G WiFi 11AC 20
 Antenna : ANT1

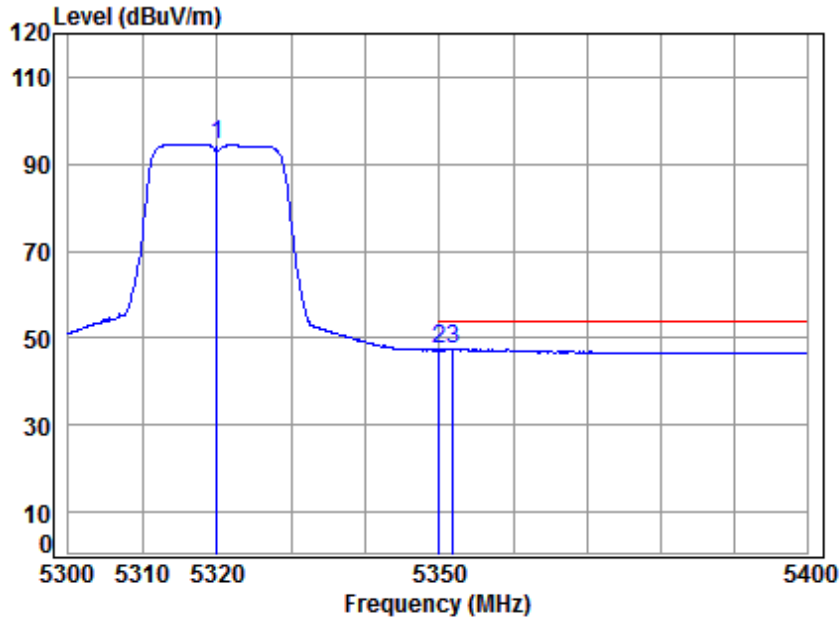
		Cable	Ant	Preamp	Read	Limit	Over	
	Freq	Loss	Factor	Factor	Level	Line	Limit	Remark
	MHz	dB	dB/m	dB	dBuV	dBuV/m	dBuV/m	dB
1	pp 5320.000	8.58	34.46	42.20	101.86	102.70	68.20	34.50 peak
2	5350.020	8.63	34.48	42.17	53.90	54.84	74.00	-19.16 peak
3	5357.772	8.64	34.49	42.16	56.51	57.48	74.00	-16.52 peak



**SGS-CSTC Standards Technical Services Co., Ltd.
Shenzhen Branch**

Report No.: SZEM180700654903
Page: 600 of 783

Test mode:	802.11ac(HT20)	Frequency(MHz):	5320	Average	Horizontal
------------	----------------	-----------------	------	---------	------------

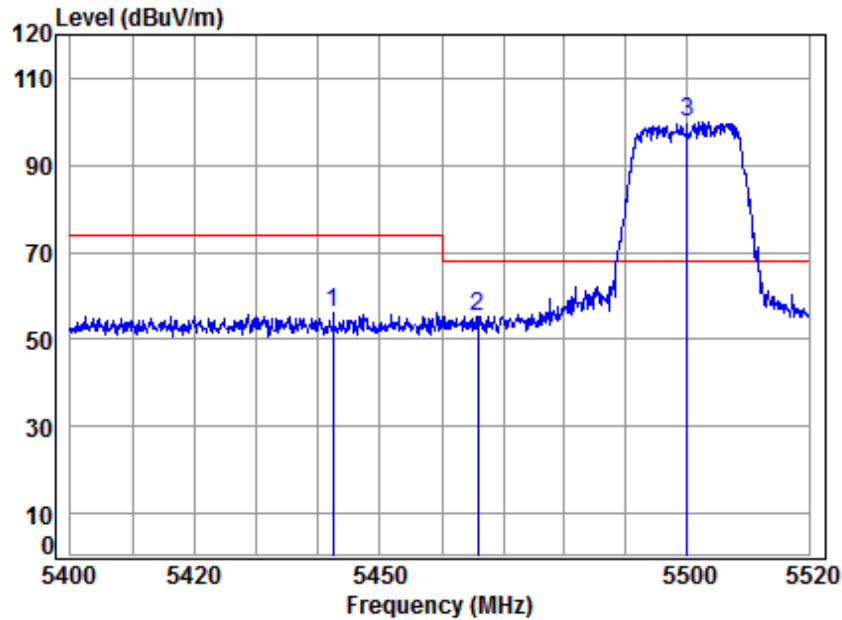


Site : chamber
Condition: 3m HORIZONTAL
Job No : 06549RG
Mode : 5320 Band edge
Note : 5G WiFi 11AC 20
Antenna : ANT1

	Freq	Cable Loss	Ant Factor	Preamp Factor	Read Level	Level	Limit	Over	Remark
	MHz	dB	dB/m	dB	dBuV	dBuV/m	dBuV/m	dB	
1	5320.000	8.58	34.46	42.20	93.70	94.54	-----	-----	Average
2	5350.020	8.63	34.48	42.17	46.36	47.30	54.00	-6.70	Average
3 pp	5351.867	8.63	34.49	42.17	46.47	47.42	54.00	-6.58	Average



Test mode:	802.11ac(HT20)	Frequency(MHz):	5500	Peak	Vertical
------------	----------------	-----------------	------	------	----------



Site : chamber
Condition: 3m VERTICAL
Job No : 06549RG
Mode : 5500 Band edge
Note : 5G WiFi 11AC 20
Antenna : ANT1

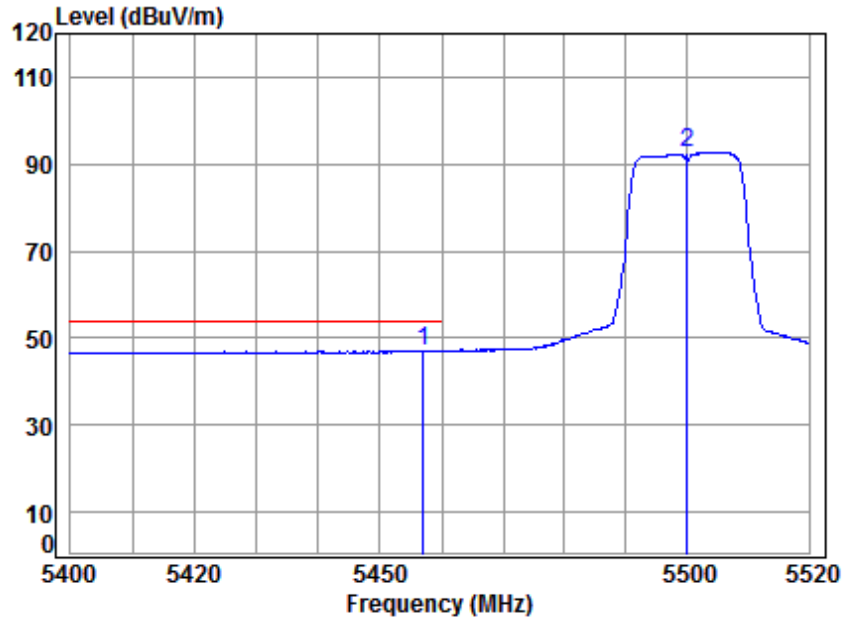
	Freq	Cable Loss	Ant Factor	Preamp Factor	Read Level	Limit Level	Over Limit	Remark
	MHz	dB	dB/m	dB	dBuV	dBuV/m	dBuV/m	dB
1	5442.418	8.77	34.56	42.09	54.91	56.15	74.00	-17.85 peak
2	5465.914	8.80	34.57	42.06	54.07	55.38	68.20	-12.82 peak
3 pp	5500.000	8.85	34.60	42.03	98.61	100.03	68.20	31.83 peak



SGS-CSTC Standards Technical Services Co., Ltd.
Shenzhen Branch

Report No.: SZEM180700654903
 Page: 602 of 783

Test mode:	802.11ac(HT20)	Frequency(MHz):	5500	Average	Vertical
------------	----------------	-----------------	------	---------	----------



Site : chamber
 Condition: 3m VERTICAL
 Job No : 06549RG
 Mode : 5500 Band edge
 Note : 5G WiFi 11AC 20
 Antenna : ANT1

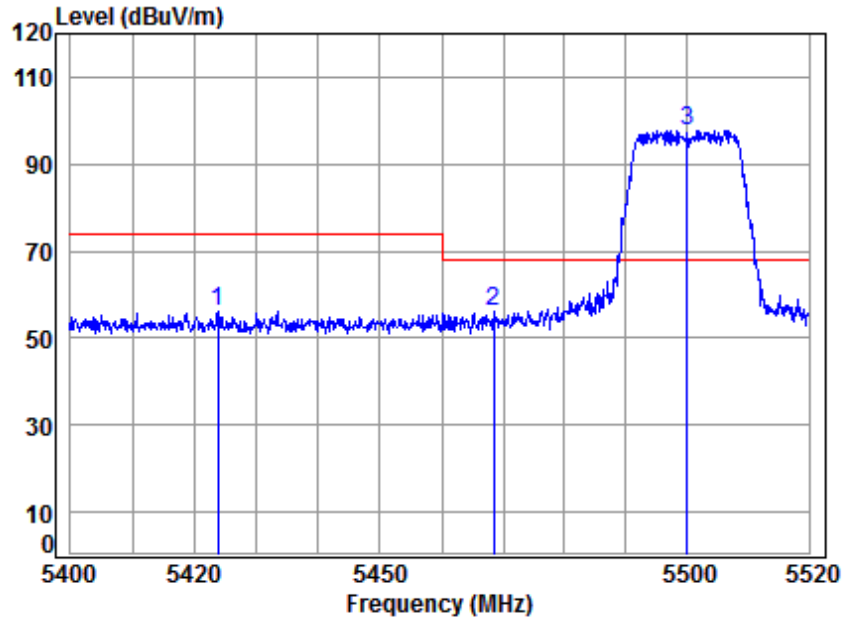
	Freq	Cable Loss	Ant Factor	Preamp Factor	Read Level	Level	Limit	Over	Remark
	MHz	dB	dB/m	dB	dBuV	dBuV/m	dBuV/m	dB	
1	pp 5457.031	8.79	34.57	42.07	45.88	47.17	54.00	-6.83	Average
2	5500.000	8.85	34.60	42.03	91.14	92.56	-----	-----	Average



**SGS-CSTC Standards Technical Services Co., Ltd.
Shenzhen Branch**

Report No.: SZEM180700654903
Page: 603 of 783

Test mode:	802.11ac(HT20)	Frequency(MHz):	5500	Peak	Horizontal
------------	----------------	-----------------	------	------	------------



Site : chamber
Condition: 3m HORIZONTAL
Job No : 06549RG
Mode : 5500 Band edge
Note : 5G WiFi 11AC 20
Antenna : ANT1

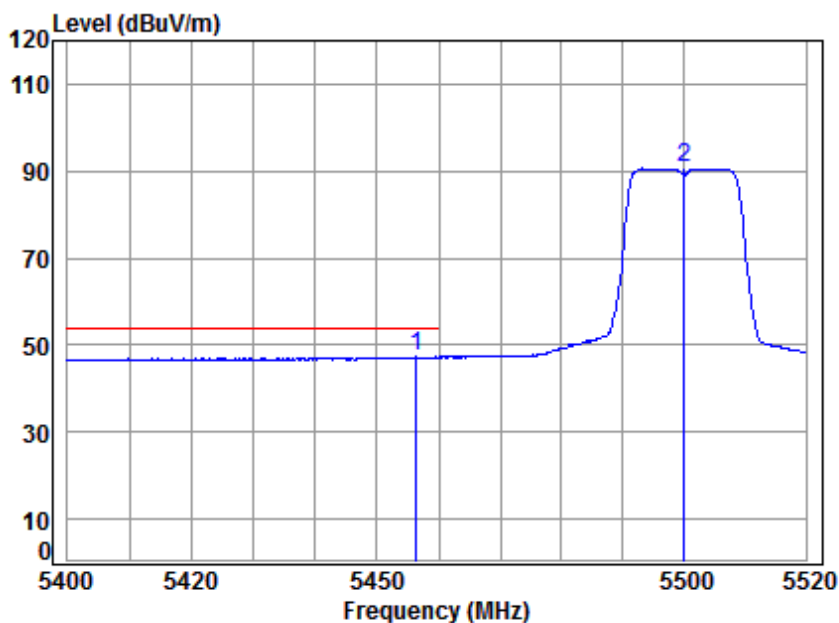
	Freq	Cable Loss	Ant Factor	Preamp Factor	Read Level	Level	Limit	Over	Remark
	MHz	dB	dB/m	dB	dBuV	dBuV/m	dBuV/m	dB	
1	5423.790	8.74	34.54	42.10	55.08	56.26	74.00	-17.74	peak
2	5468.437	8.80	34.58	42.06	54.58	55.90	68.20	-12.30	peak
3 pp	5500.000	8.85	34.60	42.03	96.36	97.78	68.20	29.58	peak



SGS-CSTC Standards Technical Services Co., Ltd. Shenzhen Branch

Report No.: SZEM180700654903
Page: 604 of 783

Test mode:	802.11ac(HT20)	Frequency(MHz):	5500	Average	Horizontal
------------	----------------	-----------------	------	---------	------------

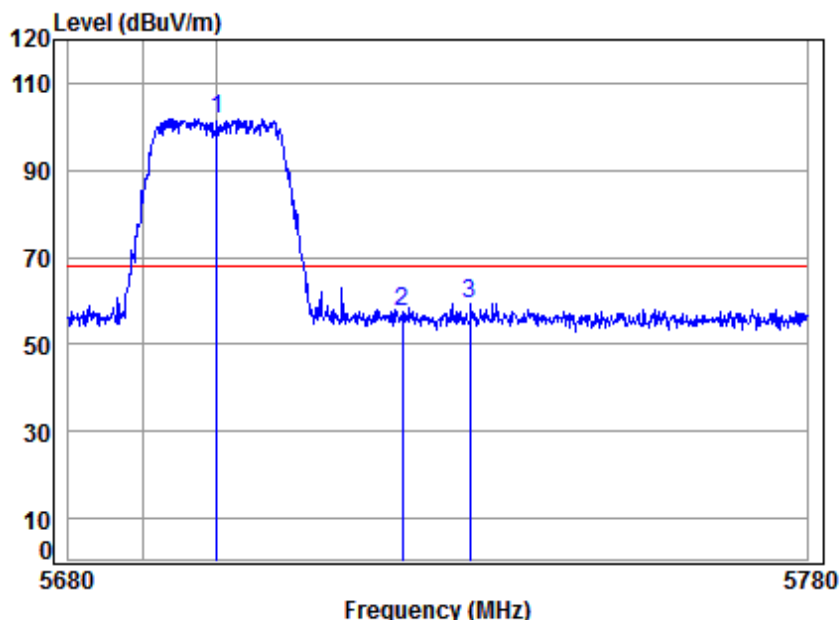


Site : chamber
 Condition: 3m HORIZONTAL
 Job No : 06549RG
 Mode : 5500 Band edge
 Note : 5G WiFi 11AC 20
 Antenna : ANT1

	Freq	Cable Loss	Ant Factor	Preamp Factor	Read Level	Level	Limit	Over	Remark
	MHz	dB	dB/m	dB	dBuV	dBuV/m	dBuV/m	dB	
1	pp 5456.431	8.79	34.57	42.07	46.01	47.30	54.00	-6.70	Average
2	5500.000	8.85	34.60	42.03	89.16	90.58	-----	-----	Average



Test mode:	802.11ac(HT20)	Frequency(MHz):	5700	Peak	Vertical
------------	----------------	-----------------	------	------	----------

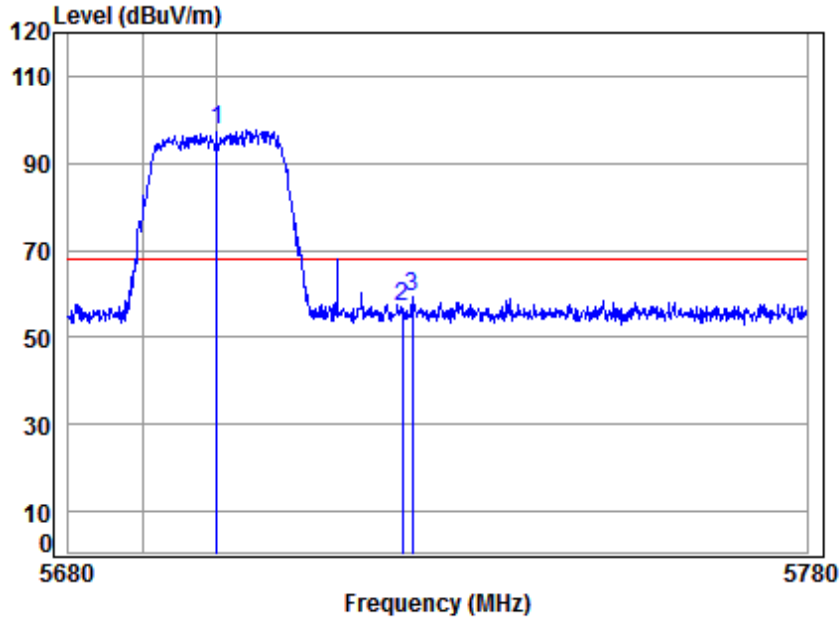


Site : chamber
Condition: 3m VERTICAL
Job No : 06549RG
Mode : 5700 Band edge
Note : 5G WiFi 11AC 20
Antenna : ANT1

	Cable	Ant	Preamp	Read	Limit	Over		
Freq	Loss	Factor	Factor	Level	Level	Line	Limit	Remark
MHz	dB	dB/m	dB	dBuV	dBuV/m	dBuV/m	dB	
1 pp 5700.000	9.56	34.81	41.86	99.18	101.69	68.20	33.49	peak
2 5725.000	9.64	34.83	41.84	54.85	57.48	68.20	-10.72	peak
3 5734.184	9.67	34.84	41.83	56.71	59.39	68.20	-8.81	peak



Test mode:	802.11ac(HT20)	Frequency(MHz):	5700	Peak	Horizontal
------------	----------------	-----------------	------	------	------------



Site : chamber
Condition: 3m HORIZONTAL
Job No : 06549RG
Mode : 5700 Band edge
Note : 5G WiFi 11AC 20
Antenna : ANT1

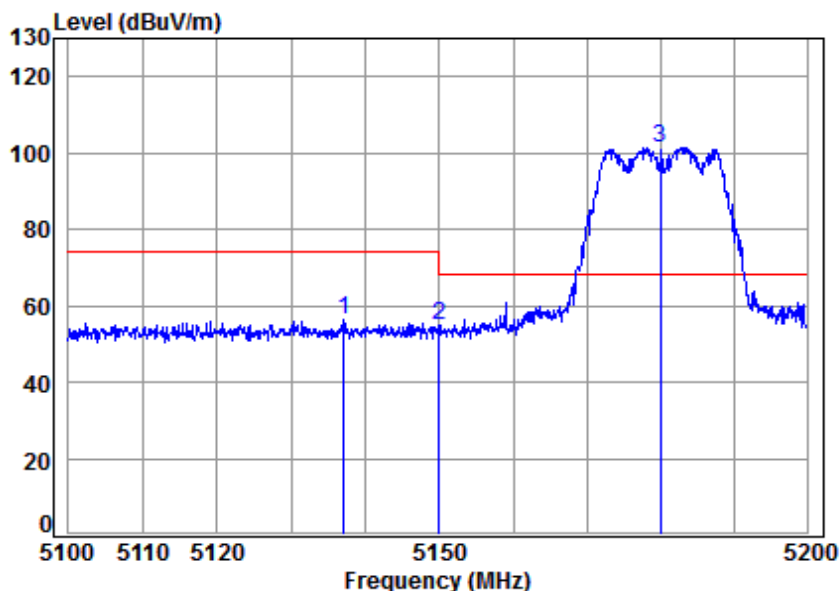
		Cable	Ant	Preamp	Read	Limit	Over		
	Freq	Loss	Factor	Factor	Level	Line	Limit	Remark	
	MHz	dB	dB/m	dB	dBuV	dBuV/m	dBuV/m	dB	
1	pp 5700.000	9.56	34.81	41.86	95.06	97.57	68.20	29.37	peak
2	5725.000	9.64	34.83	41.84	54.23	56.86	68.20	-11.34	peak
3	5726.383	9.65	34.83	41.84	56.69	59.33	68.20	-8.87	peak



5.8.1 Test plot for MIMO as follows:

5.8.1.1 802.11a

Test mode:	802.11a_CDD	Frequency(MHz):	5180	Peak	Vertical
------------	-------------	-----------------	------	------	----------

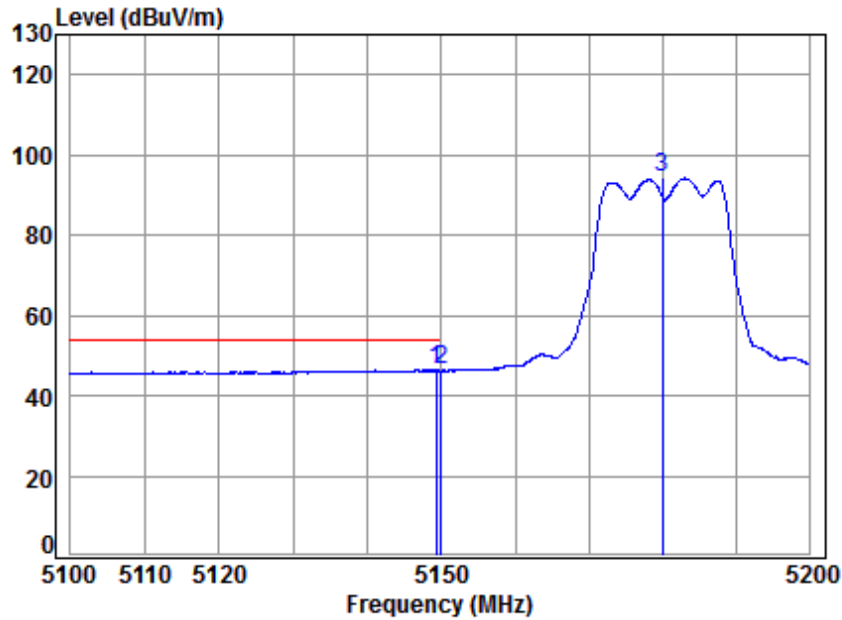


Site : chamber
Condition: 3m VERTICAL
Job No : 06549RG
Mode : 5180 Band edge
: 5G WIFI 11A
: CDD

	Freq	Cable Loss	Ant Factor	Preamp Factor	Read Level	Level	Limit	Over	Remark
	MHz	dB	dB/m	dB	dBuV	dBuV/m	dBuV/m	dB	
1	5137.073	8.31	34.31	42.37	55.97	56.22	74.00	-17.78	peak
2	5149.980	8.33	34.32	42.36	54.45	54.74	74.00	-19.26	peak
3 pp	5180.000	8.37	34.35	42.33	101.12	101.51	68.20	33.31	peak



Test mode:	802.11a_CDD	Frequency(MHz):	5180	Average	Vertical
------------	-------------	-----------------	------	---------	----------



Site : chamber
Condition: 3m VERTICAL
Job No : 06549RG
Mode : 5180 Band edge
: 5G WIFI 11A
: CDD

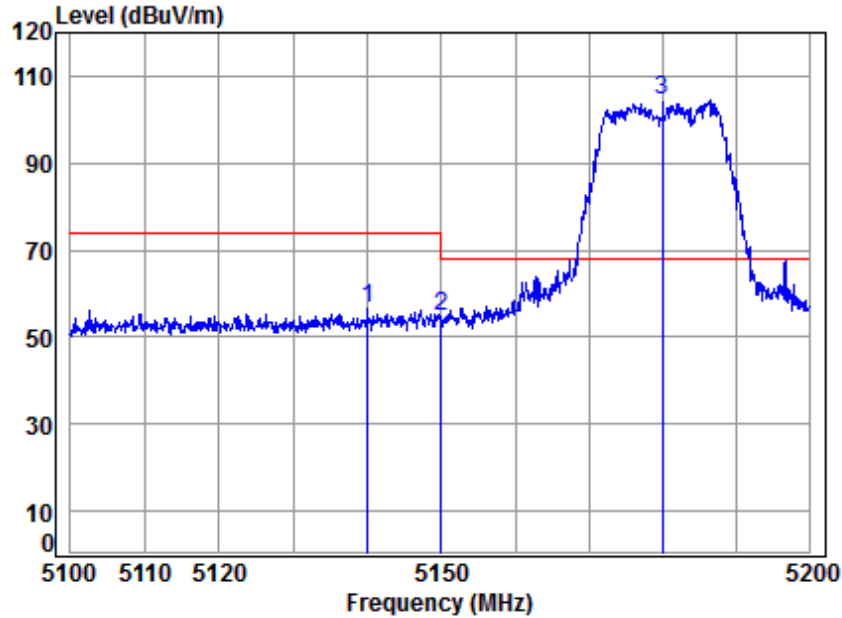
		Cable	Ant	Preamp	Read	Limit	Over		
	Freq	Loss	Factor	Factor	Level	Level	Line	Limit	Remark
	MHz	dB	dB/m	dB	dBuV	dBuV/m	dBuV/m	dB	
1 pp	5149.257	8.32	34.32	42.36	46.06	46.34	54.00	-7.66	Average
2	5149.980	8.33	34.32	42.36	45.99	46.28	54.00	-7.72	Average
3	5180.000	8.37	34.35	42.33	93.78	94.17	-----	-----	Average



**SGS-CSTC Standards Technical Services Co., Ltd.
Shenzhen Branch**

Report No.: SZEM180700654903
Page: 609 of 783

Test mode:	802.11a_CDD	Frequency(MHz):	5180	Peak	Horizontal
------------	-------------	-----------------	------	------	------------



Site : chamber
Condition: 3m HORIZONTAL
Job No : 06549RG
Mode : 5180 Band edge
Note : 5G WiFi 11A
Antenna : CDD

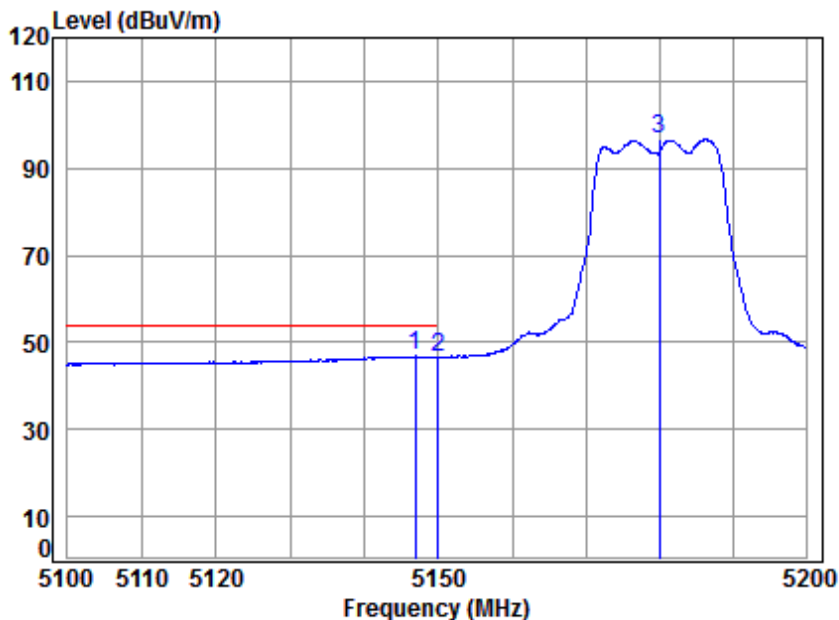
	Freq	Cable Loss	Ant Factor	Preamp Factor	Read Level	Level	Limit	Over	Remark
	MHz	dB	dB/m	dB	dBuV	dBuV/m	dBuV/m	dB	
1	5139.967	8.31	34.32	42.36	56.41	56.68	74.00	-17.32	peak
2	5149.980	8.33	34.32	42.36	54.51	54.80	74.00	-19.20	peak
3 pp	5180.000	8.37	34.35	42.33	104.00	104.39	68.20	36.19	peak



SGS-CSTC Standards Technical Services Co., Ltd. Shenzhen Branch

Report No.: SZEM180700654903
Page: 610 of 783

Test mode:	802.11a_CDD	Frequency(MHz):	5180	Average	Horizontal
------------	-------------	-----------------	------	---------	------------



Site : chamber
 Condition: 3m HORIZONTAL
 Job No : 06549RG
 Mode : 5180 Band edge
 Note : 5G WiFi 11A
 Antenna : CDD

	Freq	Cable Loss	Ant Factor	Preamp Factor	Read Level	Level	Limit	Over	Remark
	MHz	dB	dB/m	dB	dBuV	dBuV/m	dBuV/m	dB	
1 pp	5146.858	8.32	34.32	42.36	46.50	46.78	54.00	-7.22	Average
2	5149.980	8.33	34.32	42.36	46.38	46.67	54.00	-7.33	Average
3	5180.000	8.37	34.35	42.33	96.21	96.60	-----	-----	Average

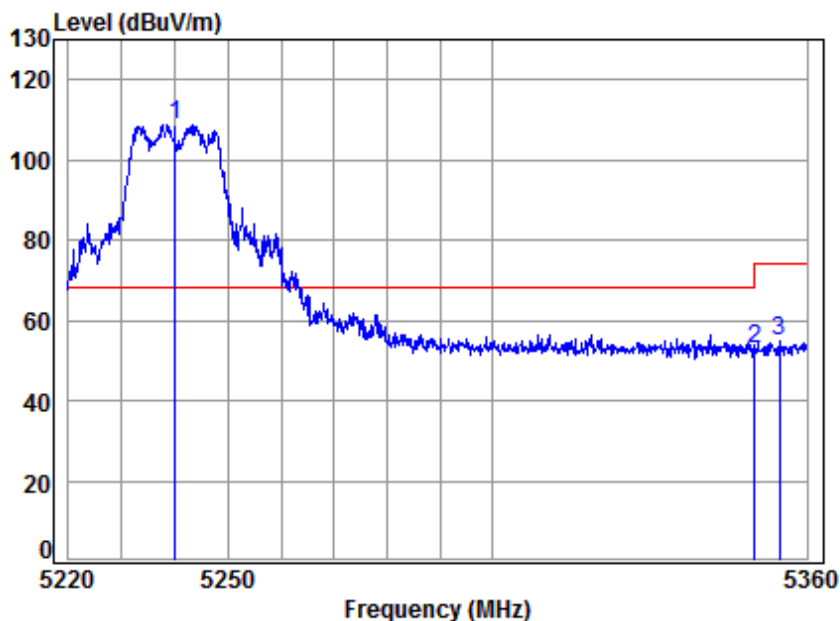
This document is issued by the Company subject to its General Conditions of Service printed overleaf, available on request or accessible at <http://www.sgs.com/en/Terms-and-Conditions.aspx> and, for electronic format documents, subject to Terms and Conditions for Electronic Documents at <http://www.sgs.com/en/Terms-and-Conditions/Terms-e-Documents.aspx>. Attention is drawn to the limitation of liability, indemnification and jurisdiction issues defined therein. Any holder of this document is advised that information contained hereon reflects the Company's findings at the time of its intervention only and within the limits of Client's instructions, if any. The Company's sole responsibility is to its Client and this document does not exonerate parties to a transaction from exercising all their rights and obligations under the transaction documents. This document cannot be reproduced except in full, without prior written approval of the Company. Any unauthorized alteration, forgery or falsification of the content or appearance of this document is unlawful and offenders may be prosecuted to the fullest extent of the law. Unless otherwise stated the results shown in this test report refer only to the sample(s) tested and such sample(s) are retained for 30 days only.



**SGS-CSTC Standards Technical Services Co., Ltd.
Shenzhen Branch**

Report No.: SZEM180700654903
Page: 611 of 783

Test mode:	802.11a_CDD	Frequency(MHz):	5240	Peak	Vertical
------------	-------------	-----------------	------	------	----------



Site : chamber
 Condition: 3m VERTICAL
 Job No : 06549RG
 Mode : 5240 Band edge
 : 5G WIFI 11A
 : CDD

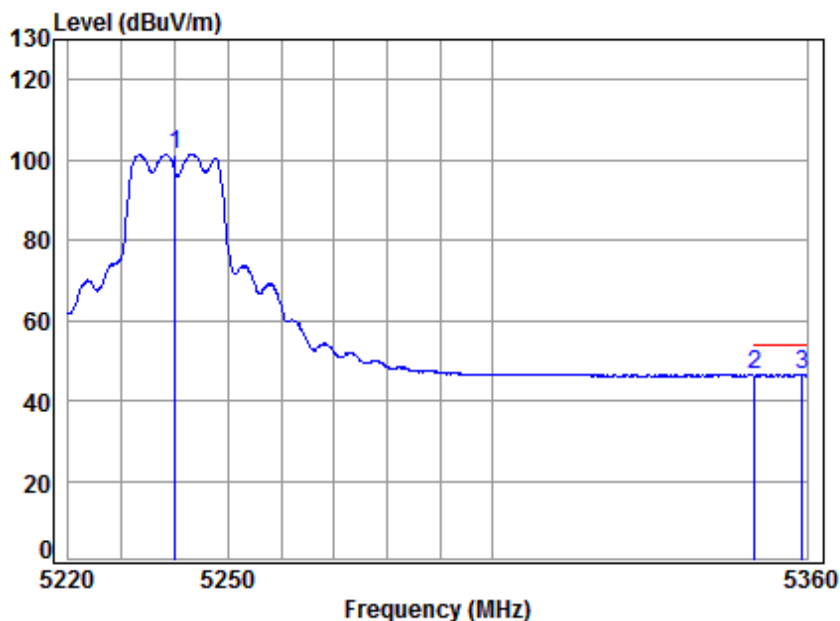
		Cable	Ant	Preamp	Read	Limit	Over		
	Freq	Loss	Factor	Factor	Level	Level	Line	Limit	Remark
	MHz	dB	dB/m	dB	dBuV	dBuV/m	dBuV/m	dB	
1 pp	5240.000	8.46	34.40	42.27	108.25	108.84	68.20	40.64	peak
2	5350.020	8.63	34.48	42.17	52.06	53.00	74.00	-21.00	peak
3	5354.754	8.64	34.49	42.16	54.09	55.06	74.00	-18.94	peak



SGS-CSTC Standards Technical Services Co., Ltd. Shenzhen Branch

Report No.: SZEM180700654903
Page: 612 of 783

Test mode:	802.11a_CDD	Frequency(MHz):	5240	Average	Vertical
------------	-------------	-----------------	------	---------	----------



Site : chamber
 Condition: 3m VERTICAL
 Job No : 06549RG
 Mode : 5240 Band edge
 : 5G WIFI 11A
 : CDD

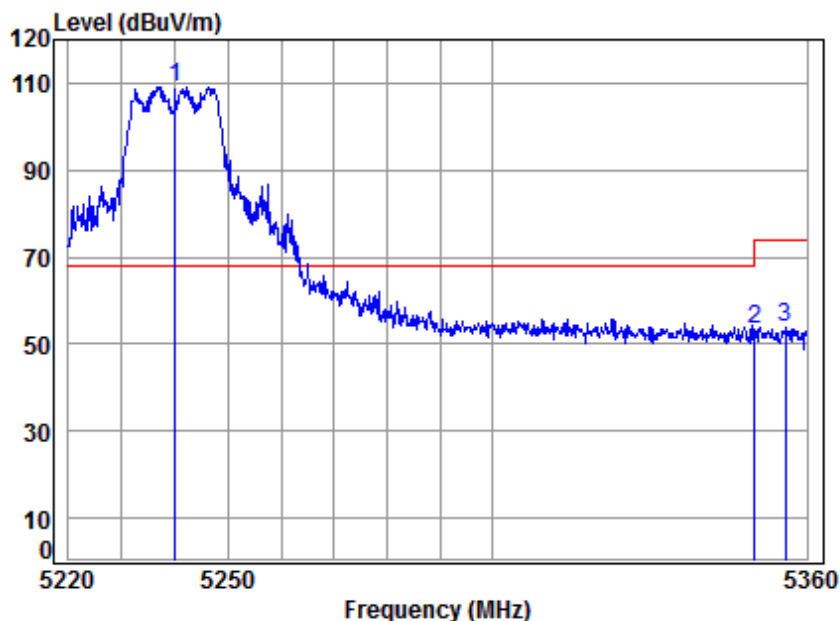
	Freq	Cable Loss	Ant Factor	Preamp Factor	Read Level	Level	Limit	Over	Remark
	MHz	dB	dB/m	dB	dBuV	dBuV/m	dBuV/m	dB	
1	5240.000	8.46	34.40	42.27	100.92	101.51	-----	-----	Average
2	5350.020	8.63	34.48	42.17	45.31	46.25	54.00	-7.75	Average
3	pp 5359.149	8.64	34.49	42.16	45.40	46.37	54.00	-7.63	Average



SGS-CSTC Standards Technical Services Co., Ltd. Shenzhen Branch

Report No.: SZEM180700654903
Page: 613 of 783

Test mode:	802.11a_CDD	Frequency(MHz):	5240	Peak	Horizontal
------------	-------------	-----------------	------	------	------------



Site : chamber
 Condition: 3m HORIZONTAL
 Job No : 06549RG
 Mode : 5240 Band edge
 Note : 5G WiFi 11A
 Antenna : CDD

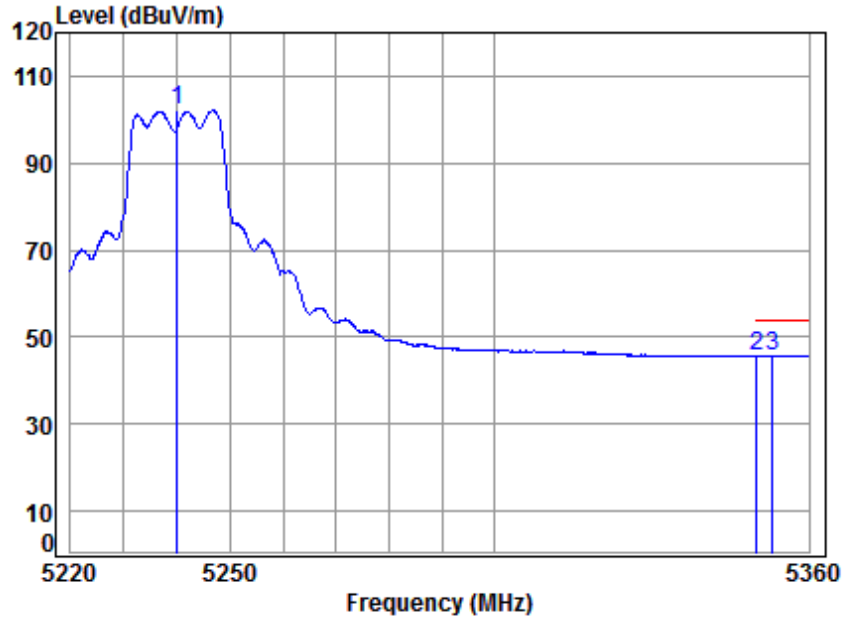
	Cable	Ant	Preamp	Read		Limit	Over	
Freq	Loss	Factor	Factor	Level	Level	Line	Limit	Remark
MHz	dB	dB/m	dB	dBuV	dBuV/m	dBuV/m	dB	
1 pp 5240.000	8.46	34.40	42.27	108.53	109.12	68.20	40.92	peak
2 5350.020	8.63	34.48	42.17	52.26	53.20	74.00	-20.80	peak
3 5355.888	8.64	34.49	42.16	53.02	53.99	74.00	-20.01	peak



**SGS-CSTC Standards Technical Services Co., Ltd.
Shenzhen Branch**

Report No.: SZEM180700654903
Page: 614 of 783

Test mode:	802.11a_CDD	Frequency(MHz):	5240	Average	Horizontal
------------	-------------	-----------------	------	---------	------------



Site : chamber
Condition: 3m HORIZONTAL
Job No : 06549RG
Mode : 5240 Band edge
Note : 5G WiFi 11A
Antenna : CDD

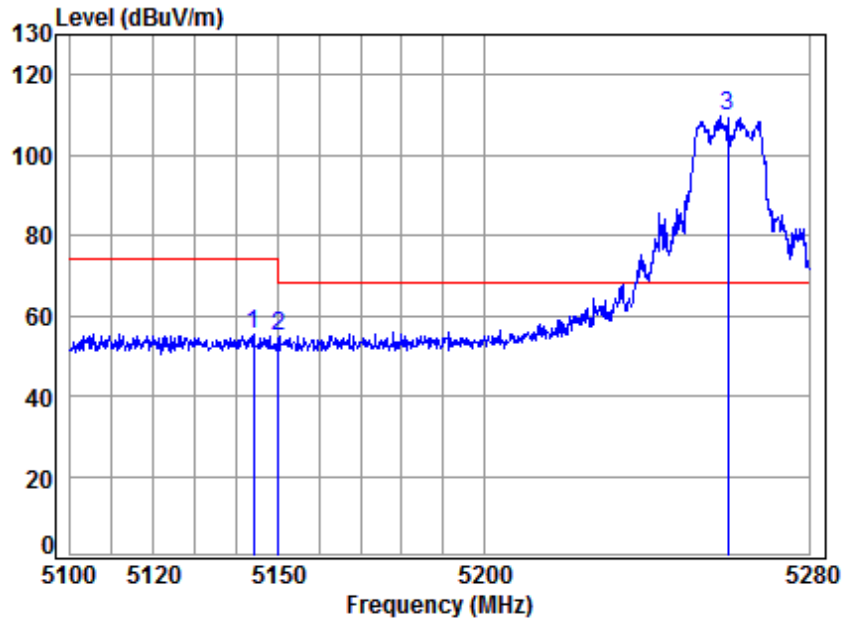
	Freq	Cable Loss	Ant Factor	Preamp Factor	Read Level	Level	Limit	Over	Remark
	MHz	dB	dB/m	dB	dBuV	dBuV/m	dBuV/m	dB	
1	5240.000	8.46	34.40	42.27	101.55	102.14	-----	-----	Average
2	5350.020	8.63	34.48	42.17	44.68	45.62	54.00	-8.38	Average
3	pp 5353.053	8.63	34.49	42.17	44.79	45.74	54.00	-8.26	Average



**SGS-CSTC Standards Technical Services Co., Ltd.
Shenzhen Branch**

Report No.: SZEM180700654903
Page: 615 of 783

Test mode:	802.11a_CDD	Frequency(MHz):	5260	Peak	Vertical
------------	-------------	-----------------	------	------	----------



Site : chamber
Condition: 3m VERTICAL
Job No : 06549RG
Mode : 5260 Band edge
: 5G WIFI 11A
: CDD

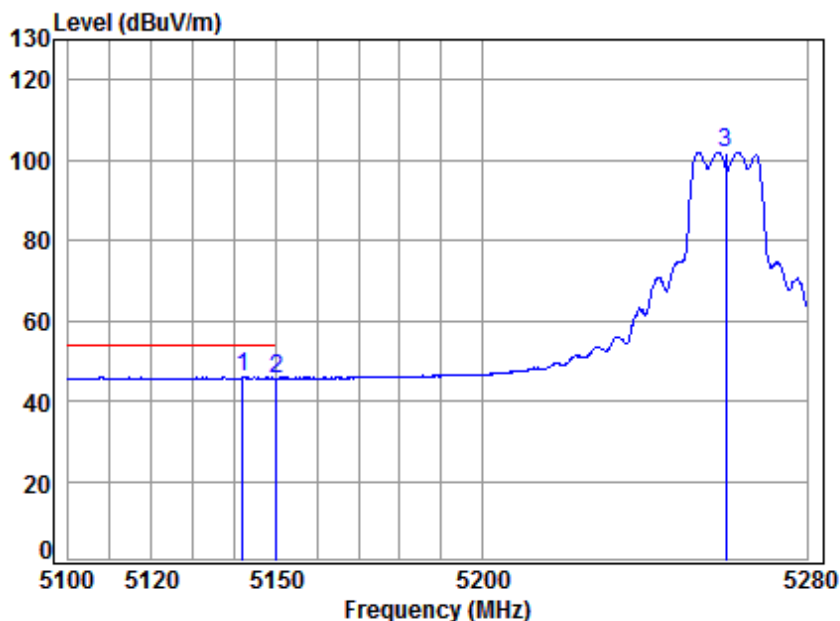
	Freq	Cable Loss	Ant Factor	Preamp Factor	Read Level	Level	Limit Line	Over Limit	Remark
	MHz	dB	dB/m	dB	dBuV	dBuV/m	dBuV/m	dB	
1	5144.060	8.32	34.32	42.36	55.07	55.35	74.00	-18.65	peak
2	5149.980	8.33	34.32	42.36	54.56	54.85	74.00	-19.15	peak
3	pp 5260.000	8.49	34.41	42.25	108.85	109.50	68.20	41.30	peak



**SGS-CSTC Standards Technical Services Co., Ltd.
Shenzhen Branch**

Report No.: SZEM180700654903
Page: 616 of 783

Test mode:	802.11a_CDD	Frequency(MHz):	5260	Average	Vertical
------------	-------------	-----------------	------	---------	----------



Site : chamber
Condition: 3m VERTICAL
Job No : 06549RG
Mode : 5260 Band edge
: 5G WIFI 11A
: CDD

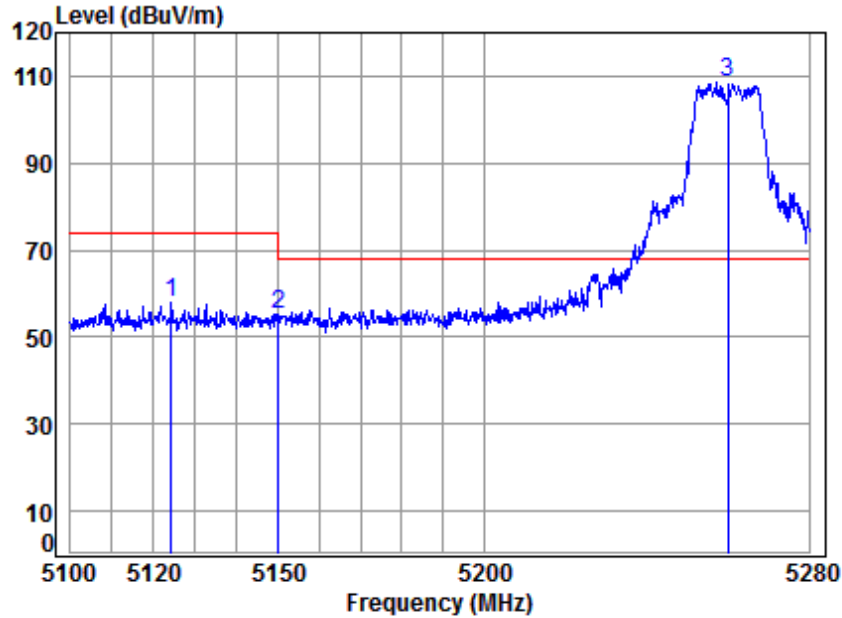
		Cable	Ant	Preamp	Read	Limit	Over		
	Freq	Loss	Factor	Factor	Level	Level	Line	Limit	Remark
	MHz	dB	dB/m	dB	dBuV	dBuV/m	dBuV/m	dB	
1 pp	5141.919	8.31	34.32	42.36	45.62	45.89	54.00	-8.11	Average
2	5149.980	8.33	34.32	42.36	45.41	45.70	54.00	-8.30	Average
3	5260.000	8.49	34.41	42.25	101.33	101.98	-----	-----	Average



**SGS-CSTC Standards Technical Services Co., Ltd.
Shenzhen Branch**

Report No.: SZEM180700654903
Page: 617 of 783

Test mode:	802.11a_CDD	Frequency(MHz):	5260	Peak	Horizontal
------------	-------------	-----------------	------	------	------------



Site : chamber
Condition: 3m HORIZONTAL
Job No : 06549RG
Mode : 5260 Band edge
: 5G WIFI 11A
: CDD

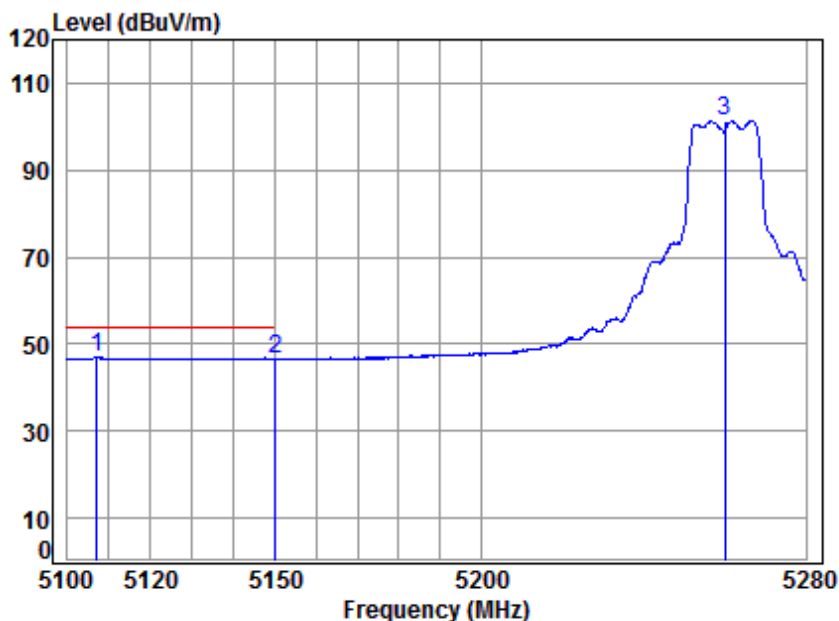
	Freq	Cable Loss	Ant Factor	Preamp Factor	Read Level	Level	Limit	Over	Remark
	MHz	dB	dB/m	dB	dBuV	dBuV/m	dBuV/m	dB	
1	5124.292	8.29	34.30	42.38	57.56	57.77	74.00	-16.23	peak
2	5149.980	8.33	34.32	42.36	55.10	55.39	74.00	-18.61	peak
3	pp 5260.000	8.49	34.41	42.25	107.75	108.40	68.20	40.20	peak



**SGS-CSTC Standards Technical Services Co., Ltd.
Shenzhen Branch**

Report No.: SZEM180700654903
Page: 618 of 783

Test mode:	802.11a_CDD	Frequency(MHz):	5260	Average	Horizontal
------------	-------------	-----------------	------	---------	------------



Site : chamber
 Condition: 3m HORIZONTAL
 Job No : 06549RG
 Mode : 5260 Band edge
 : 5G WIFI 11A
 : CDD

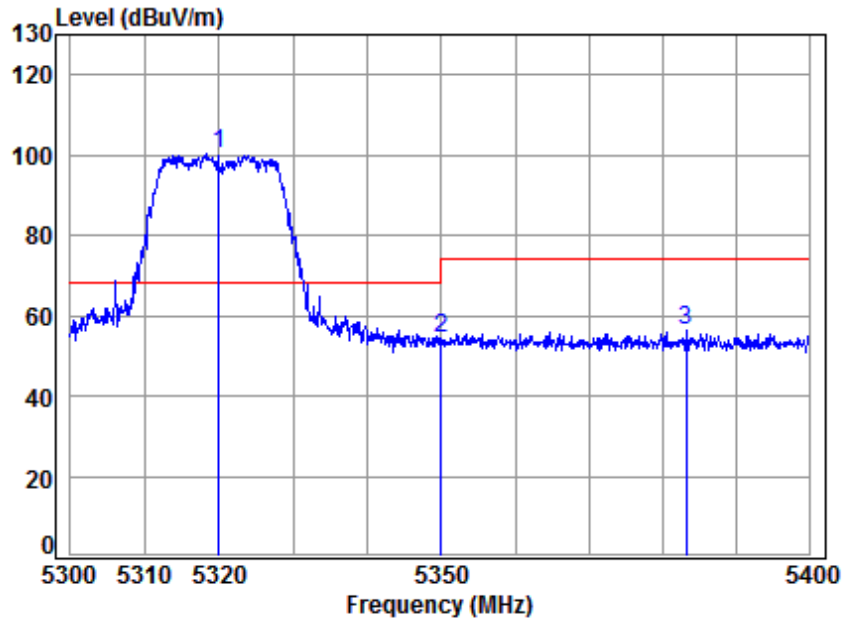
		Cable	Ant	Preamp	Read	Limit	Over		
	Freq	Loss	Factor	Factor	Level	Line	Limit	Remark	
	MHz	dB	dB/m	dB	dBuV	dBuV/m	dBuV/m	dB	
1 pp	5107.081	8.26	34.29	42.40	46.81	46.96	54.00	-7.04	Average
2	5149.980	8.33	34.32	42.36	46.32	46.61	54.00	-7.39	Average
3	5260.000	8.49	34.41	42.25	100.69	101.34	-----	-----	Average



**SGS-CSTC Standards Technical Services Co., Ltd.
Shenzhen Branch**

Report No.: SZEM180700654903
Page: 619 of 783

Test mode:	802.11a_CDD	Frequency(MHz):	5320	Peak	Vertical
------------	-------------	-----------------	------	------	----------



Site : chamber
Condition: 3m VERTICAL
Job No : 06549RG
Mode : 5320 Band edge
: 5G WIFI 11A
: CDD

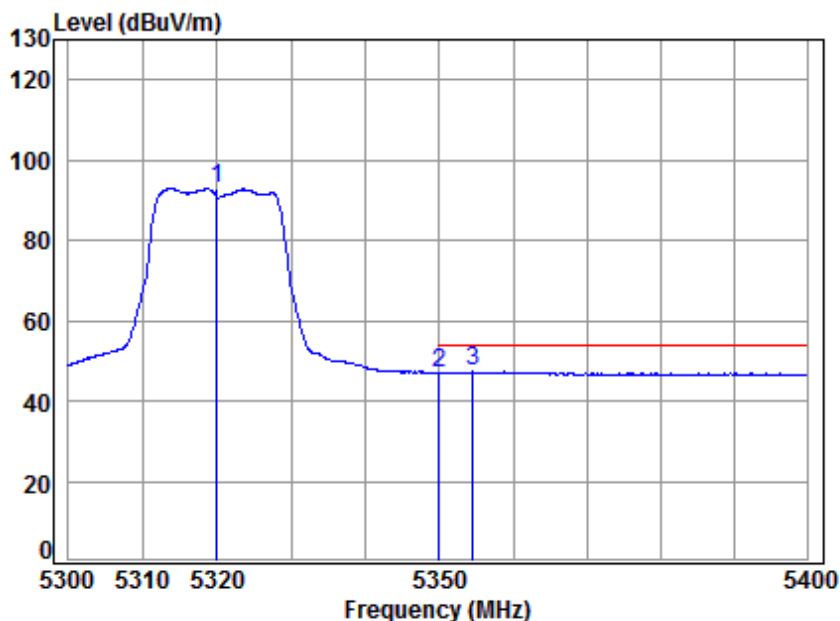
		Cable	Ant	Preamp	Read	Limit	Over		
	Freq	Loss	Factor	Factor	Level	Level	Line	Limit	Remark
	MHz	dB	dB/m	dB	dBuV	dBuV/m	dBuV/m	dB	
1 pp	5320.000	8.58	34.46	42.20	99.28	100.12	68.20	31.92	peak
2	5350.020	8.63	34.48	42.17	53.57	54.51	74.00	-19.49	peak
3	5383.271	8.68	34.51	42.14	55.38	56.43	74.00	-17.57	peak



**SGS-CSTC Standards Technical Services Co., Ltd.
Shenzhen Branch**

Report No.: SZEM180700654903
Page: 620 of 783

Test mode:	802.11a_CDD	Frequency(MHz):	5320	Average	Vertical
------------	-------------	-----------------	------	---------	----------



Site : chamber
Condition: 3m VERTICAL
Job No : 06549RG
Mode : 5320 Band edge
: 5G WIFI 11A
: CDD

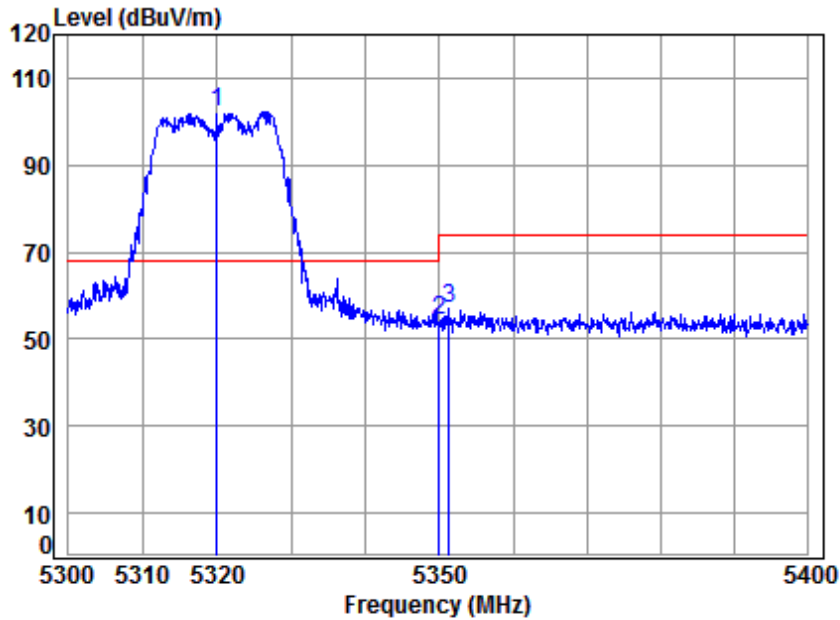
	Freq	Cable Loss	Ant Factor	Preamp Factor	Read Level	Limit Level	Over Limit	Remark
	MHz	dB	dB/m	dB	dBuV	dBuV/m	dBuV/m	dB
1	5320.000	8.58	34.46	42.20	91.96	92.80	-----	Average
2	5350.020	8.63	34.48	42.17	46.21	47.15	54.00	-6.85 Average
3	pp 5354.568	8.64	34.49	42.16	46.25	47.22	54.00	-6.78 Average



**SGS-CSTC Standards Technical Services Co., Ltd.
Shenzhen Branch**

Report No.: SZEM180700654903
Page: 621 of 783

Test mode:	802.11a_CDD	Frequency(MHz):	5320	Peak	Horizontal
------------	-------------	-----------------	------	------	------------



Site : chamber
Condition: 3m HORIZONTAL
Job No : 06549RG
Mode : 5320 Band edge
: 5G WIFI 11A
: CDD

		Cable	Ant	Preamp	Read	Limit	Over		
	Freq	Loss	Factor	Factor	Level	Level	Line	Limit	Remark
	MHz	dB	dB/m	dB	dBuV	dBuV/m	dBuV/m	dB	
1 pp	5320.000	8.58	34.46	42.20	101.58	102.42	68.20	34.22	peak
2	5350.020	8.63	34.48	42.17	53.56	54.50	74.00	-19.50	peak
3	5351.367	8.63	34.49	42.17	56.01	56.96	74.00	-17.04	peak

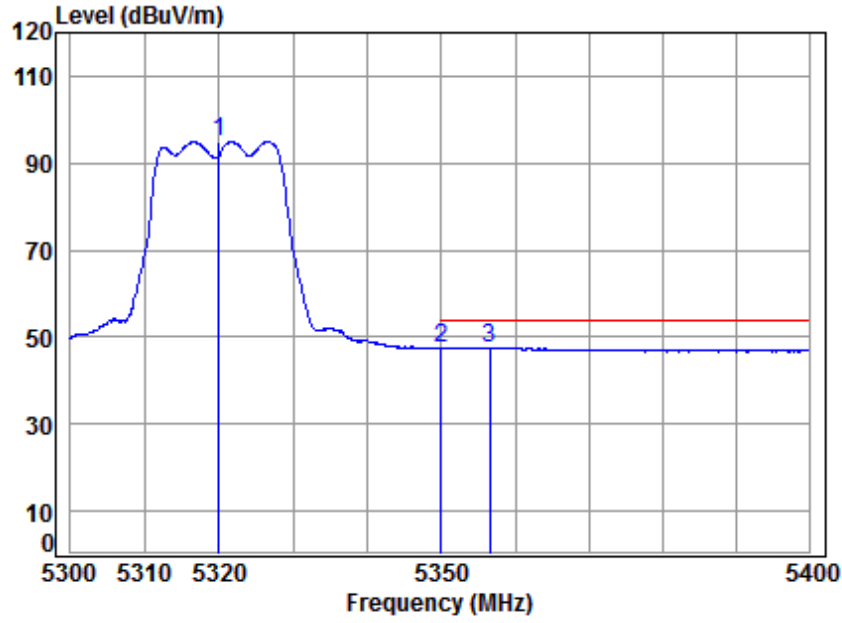


**SGS-CSTC Standards Technical Services Co., Ltd.
Shenzhen Branch**

Report No.: SZEM180700654903

Page: 622 of 783

Test mode:	802.11a_CDD	Frequency(MHz):	5320	Average	Horizontal
------------	-------------	-----------------	------	---------	------------



Site : chamber
 Condition: 3m HORIZONTAL
 Job No : 06549RG
 Mode : 5320 Band edge
 : 5G WIFI 11A
 : CDD

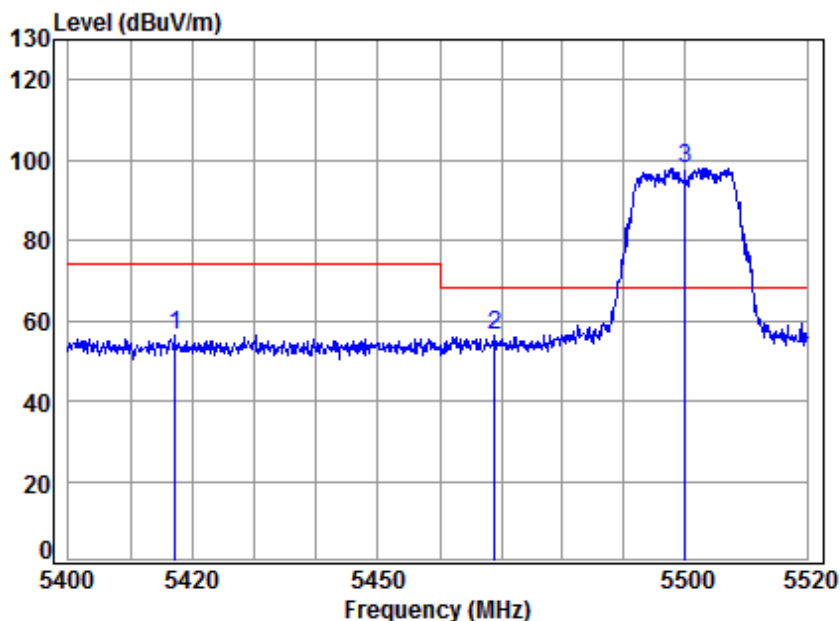
	Freq	Cable Loss	Ant Factor	Preamp Factor	Read Level	Level	Limit	Over	Remark
	MHz	dB	dB/m	dB	dBuV	dBuV/m	dBuV/m	dB	
1	5320.000	8.58	34.46	42.20	94.05	94.89	-----	-----	Average
2	5350.020	8.63	34.48	42.17	46.61	47.55	54.00	-6.45	Average
3	pp 5356.571	8.64	34.49	42.16	46.70	47.67	54.00	-6.33	Average



**SGS-CSTC Standards Technical Services Co., Ltd.
Shenzhen Branch**

Report No.: SZEM180700654903
Page: 623 of 783

Test mode:	802.11a_CDD	Frequency(MHz):	5500	Peak	Vertical
------------	-------------	-----------------	------	------	----------



Site : chamber
Condition: 3m VERTICAL
Job No : 06549RG
Mode : 5500 Band edge
: 5G WIFI 11A
: CDD

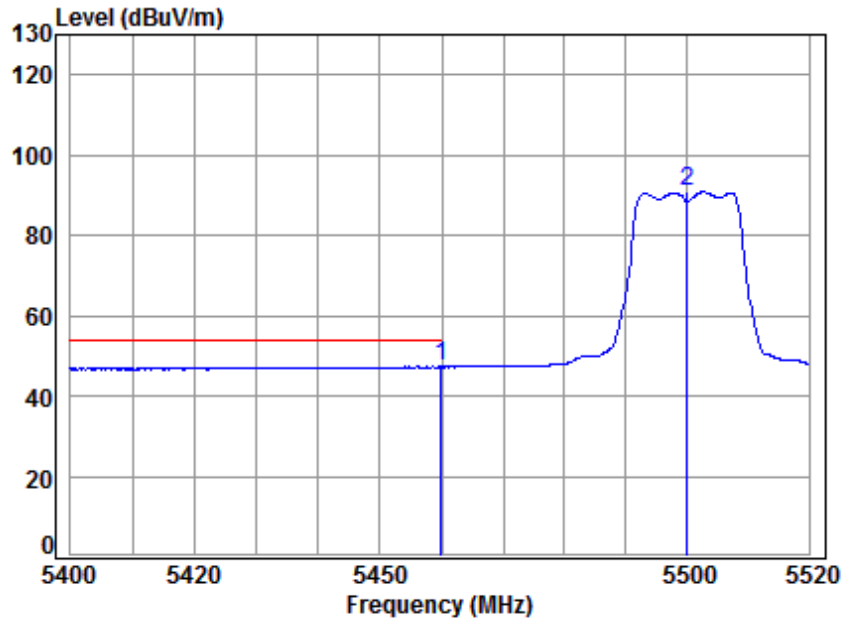
	Cable	Ant	Preamp	Read	Limit	Over		
Freq	Loss	Factor	Factor	Level	Level	Line	Limit	Remark
MHz	dB	dB/m	dB	dBuV	dBuV/m	dBuV/m	dB	
1	5417.118	8.73	34.54	42.11	55.20	56.36	74.00	-17.64 peak
2	5468.918	8.80	34.58	42.06	54.84	56.16	68.20	-12.04 peak
3	pp 5500.000	8.85	34.60	42.03	96.68	98.10	68.20	29.90 peak



**SGS-CSTC Standards Technical Services Co., Ltd.
Shenzhen Branch**

Report No.: SZEM180700654903
Page: 624 of 783

Test mode:	802.11a_CDD	Frequency(MHz):	5500	Average	Vertical
------------	-------------	-----------------	------	---------	----------



Site : chamber
Condition: 3m VERTICAL
Job No : 06549RG
Mode : 5500 Band edge
: 5G WIFI 11A
: CDD

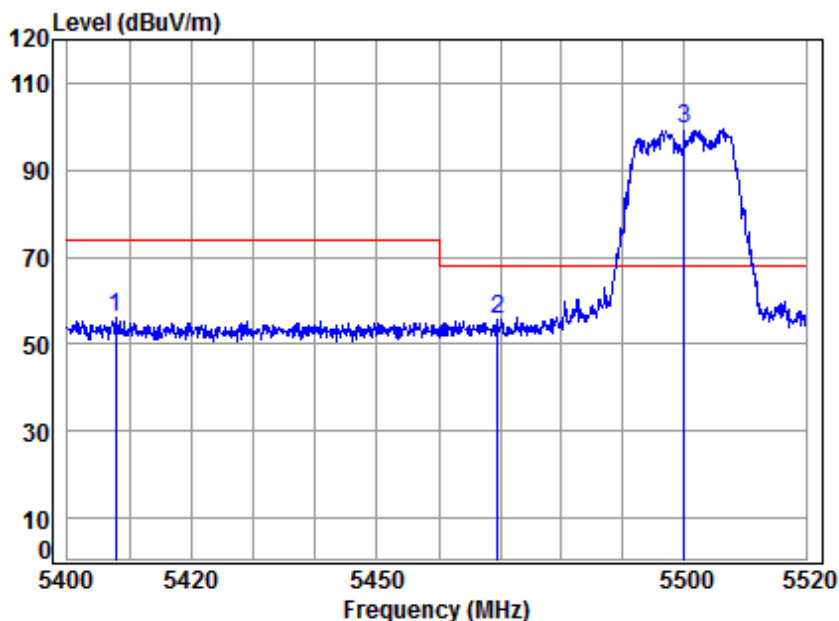
		Cable	Ant	Preamp	Read	Limit	Over		
	Freq	Loss	Factor	Factor	Level	Level	Line	Limit	Remark
	MHz	dB	dB/m	dB	dBuV	dBuV/m	dBuV/m	dB	
1 pp	5459.910	8.79	34.57	42.07	46.10	47.39	54.00	-6.61	Average
2	5500.000	8.85	34.60	42.03	89.43	90.85	-----	-----	Average



SGS-CSTC Standards Technical Services Co., Ltd. Shenzhen Branch

Report No.: SZEM180700654903
Page: 625 of 783

Test mode:	802.11a_CDD	Frequency(MHz):	5500	Peak	Horizontal
------------	-------------	-----------------	------	------	------------



Site : chamber
 Condition: 3m HORIZONTAL
 Job No : 06549RG
 Mode : 5500 Band edge
 : 5G WIFI 11A
 : CDD

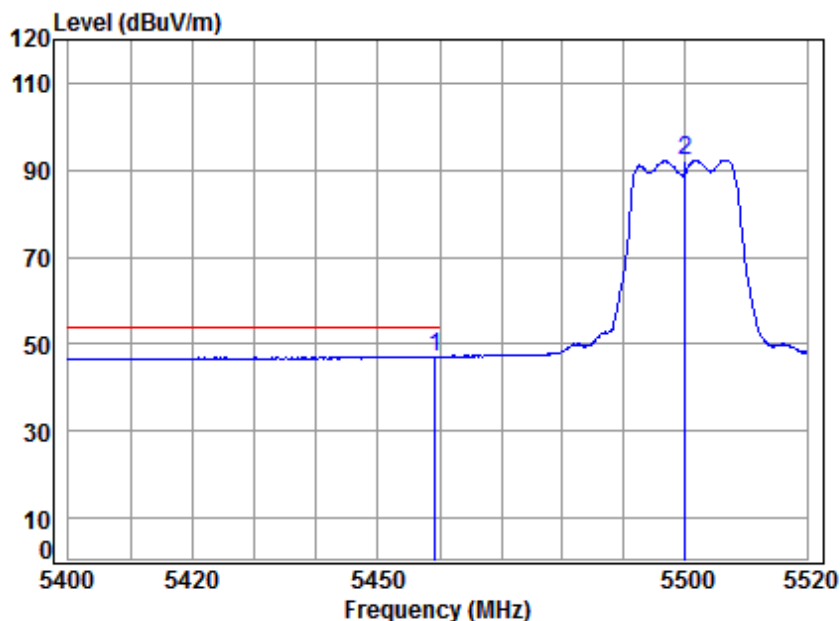
	Cable	Ant	Preamp	Read		Limit	Over	
Freq	Loss	Factor	Factor	Level	Level	Line	Limit	Remark
MHz	dB	dB/m	dB	dBuV	dBuV/m	dBuV/m	dB	
1	5407.720	8.72	34.53	42.12	54.79	55.92	74.00	-18.08 peak
2	5469.639	8.81	34.58	42.06	54.42	55.75	68.20	-12.45 peak
3	pp 5500.000	8.85	34.60	42.03	97.99	99.41	68.20	31.21 peak



SGS-CSTC Standards Technical Services Co., Ltd. Shenzhen Branch

Report No.: SZEM180700654903
Page: 626 of 783

Test mode:	802.11a_CDD	Frequency(MHz):	5500	Average	Horizontal
------------	-------------	-----------------	------	---------	------------



Site : chamber
 Condition: 3m HORIZONTAL
 Job No : 06549RG
 Mode : 5500 Band edge
 : 5G WIFI 11A
 : CDD

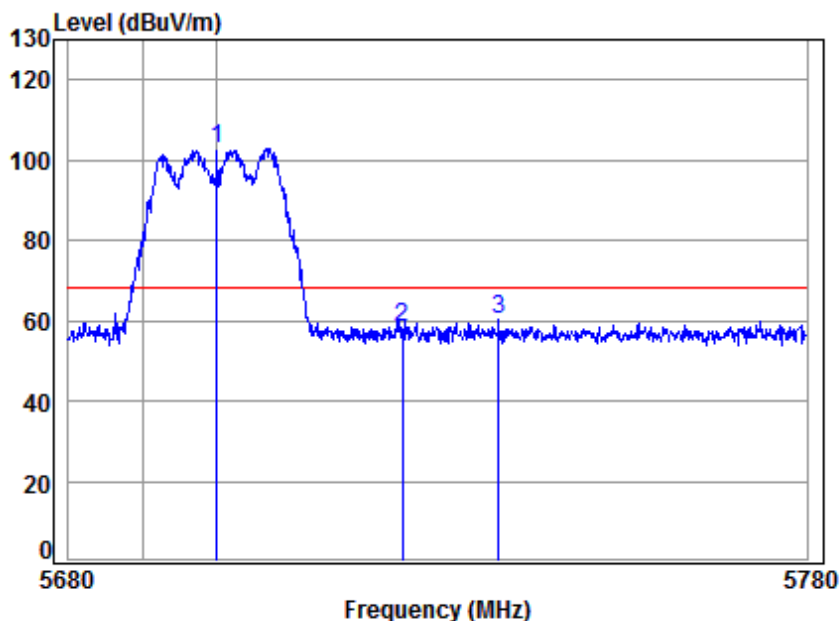
	Cable	Ant	Preamp	Read		Limit	Over		
	Loss	Factor	Factor	Level	Level	Line	Limit	Remark	
	dB	dB/m	dB	dBuV	dBuV/m	dBuV/m	dB		
1 pp	8.79	34.57	42.07	45.88	47.17	54.00	-6.83	Average	
2	8.85	34.60	42.03	90.96	92.38	-----	-----	Average	



**SGS-CSTC Standards Technical Services Co., Ltd.
Shenzhen Branch**

Report No.: SZEM180700654903
Page: 627 of 783

Test mode:	802.11a_CDD	Frequency(MHz):	5700	Peak	Vertical
------------	-------------	-----------------	------	------	----------



Site : chamber
Condition: 3m VERTICAL
Job No : 06549RG
Mode : 5700 Band edge
: 5G WIFI 11A
: CDD

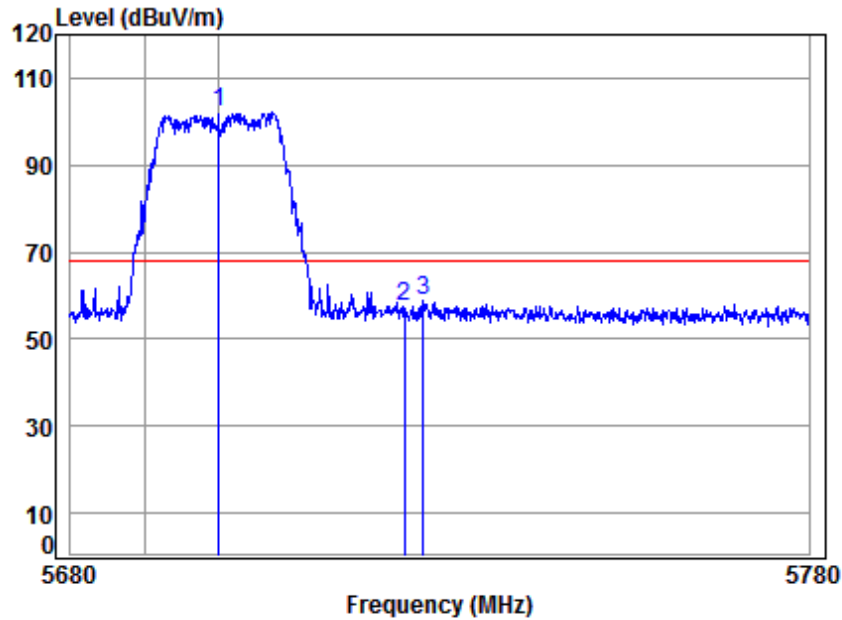
		Cable	Ant	Preamp	Read	Limit	Over		
	Freq	Loss	Factor	Factor	Level	Level	Line	Limit	Remark
	MHz	dB	dB/m	dB	dBuV	dBuV/m	dBuV/m	dB	
1 pp	5700.000	9.56	34.81	41.86	100.12	102.63	68.20	34.43	peak
2	5725.000	9.64	34.83	41.84	55.56	58.19	68.20	-10.01	peak
3	5738.088	9.69	34.84	41.83	57.45	60.15	68.20	-8.05	peak



**SGS-CSTC Standards Technical Services Co., Ltd.
Shenzhen Branch**

Report No.: SZEM180700654903
Page: 628 of 783

Test mode:	802.11a_CDD	Frequency(MHz):	5700	Peak	Horizontal
------------	-------------	-----------------	------	------	------------



Site : chamber
Condition: 3m HORIZONTAL
Job No : 06549RG
Mode : 5700 Band edge
: 5G WIFI 11A
: CDD

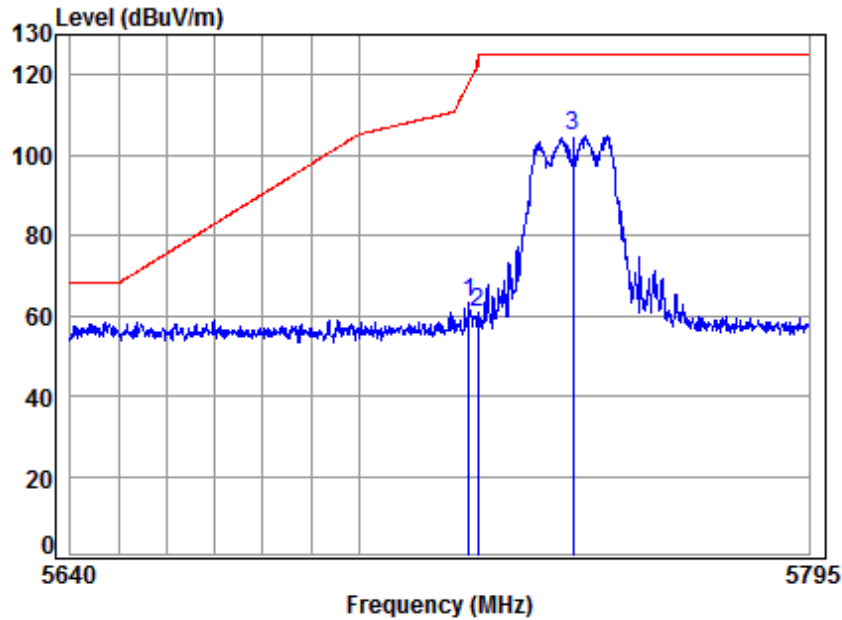
	Cable	Ant	Preamp	Read	Limit	Over		
Freq	Loss	Factor	Factor	Level	Level	Line	Limit	Remark
MHz	dB	dB/m	dB	dBuV	dBuV/m	dBuV/m	dB	
1 pp 5700.000	9.56	34.81	41.86	99.58	102.09	68.20	33.89	peak
2 5725.000	9.64	34.83	41.84	54.67	57.30	68.20	-10.90	peak
3 5727.583	9.65	34.83	41.84	56.13	58.77	68.20	-9.43	peak



**SGS-CSTC Standards Technical Services Co., Ltd.
Shenzhen Branch**

Report No.: SZEM180700654903
Page: 629 of 783

Test mode:	802.11a_CDD	Frequency(MHz):	5745	Peak	Vertical
------------	-------------	-----------------	------	------	----------



Site : chamber
Condition: 3m VERTICAL
Job No : 06549RG
Mode : 5745 Band edge
: 5G WIFI 11A
: CDD

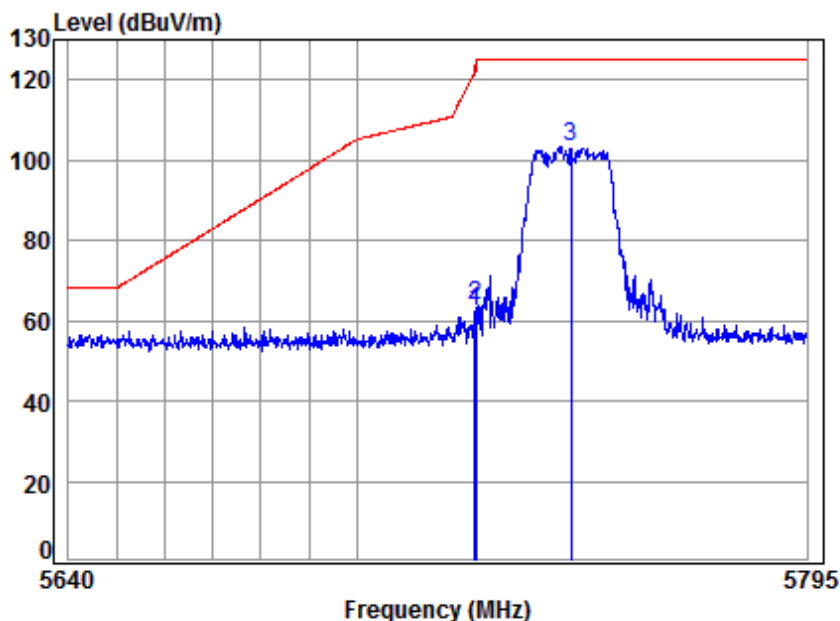
	Freq	Cable Loss	Ant Factor	Preamp Factor	Read Level	Level	Limit	Over	Remark
	MHz	dB	dB/m	dB	dBuV	dBuV/m	dBuV/m	dB	
1	5723.178	9.64	34.83	41.84	60.57	63.20	118.05	-54.85	peak
2	5725.000	9.64	34.83	41.84	58.23	60.86	122.20	-61.34	peak
3	pp 5745.000	9.71	34.85	41.82	102.10	104.84	125.20	-20.36	peak



SGS-CSTC Standards Technical Services Co., Ltd. Shenzhen Branch

Report No.: SZEM180700654903
Page: 630 of 783

Test mode:	802.11a_CDD	Frequency(MHz):	5745	Peak	Horizontal
------------	-------------	-----------------	------	------	------------



Site : chamber
 Condition: 3m HORIZONTAL
 Job No : 06549RG
 Mode : 5745 Band edge
 : 5G WIFI 11A
 : CDD

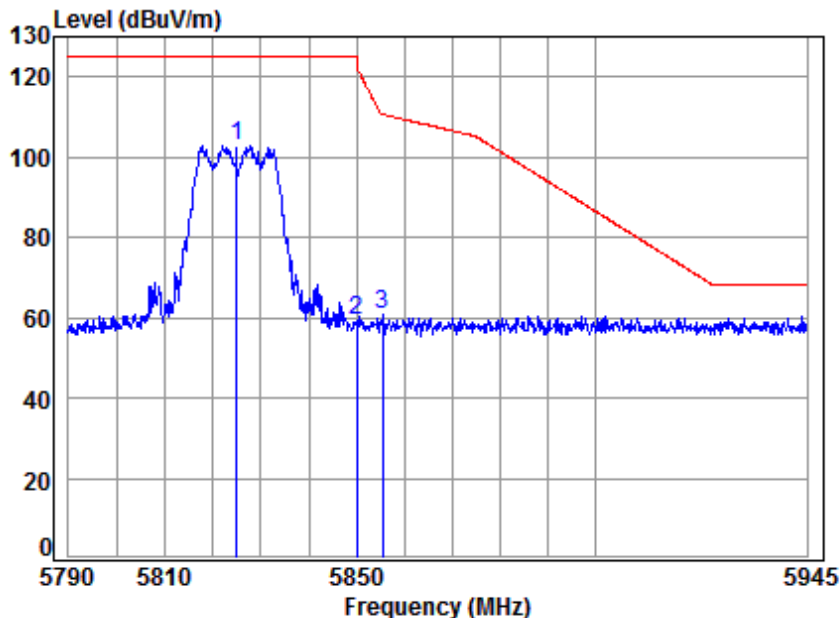
		Cable	Ant	Preamp	Read	Limit	Over		
	Freq	Loss	Factor	Factor	Level	Level	Line	Limit	Remark
	MHz	dB	dB/m	dB	dBuV	dBuV/m	dBuV/m	dB	
1	5724.885	9.64	34.83	41.84	59.58	62.21	121.94	-59.73	peak
2	5725.000	9.64	34.83	41.84	61.31	63.94	122.20	-58.26	peak
3	pp 5745.000	9.71	34.85	41.82	100.39	103.13	125.20	-22.07	peak



**SGS-CSTC Standards Technical Services Co., Ltd.
Shenzhen Branch**

Report No.: SZEM180700654903
Page: 631 of 783

Test mode:	802.11a_CDD	Frequency(MHz):	5825	Peak	Vertical
------------	-------------	-----------------	------	------	----------



Site : chamber
Condition: 3m VERTICAL
Job No : 06549RG
Mode : 5825 Band edge
: 5G WIFI 11A
: CDD

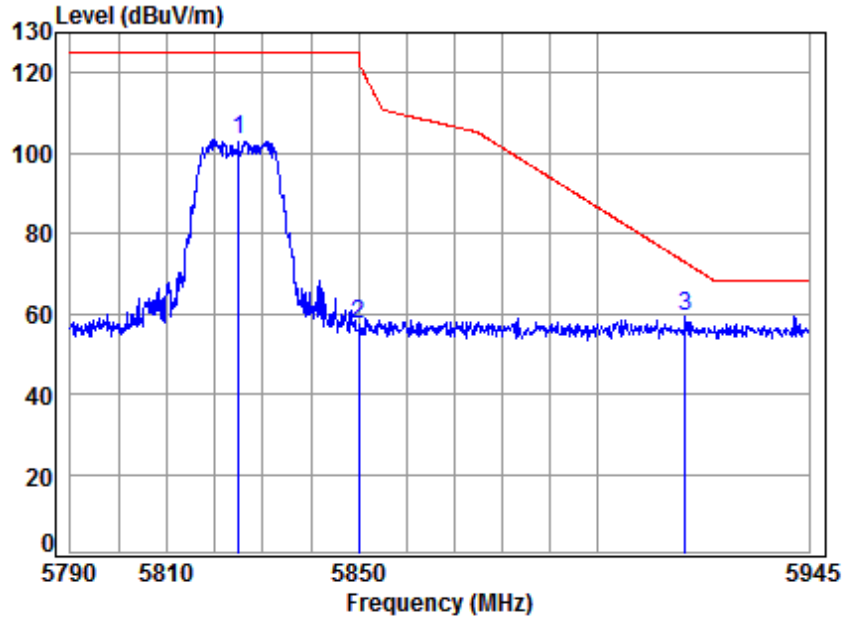
		Cable	Ant	Preamp	Read	Limit	Over	
	Freq	Loss	Factor	Factor	Level	Level	Line	Limit Remark
	MHz	dB	dB/m	dB	dBuV	dBuV/m	dBuV/m	dB
1 pp	5825.000	9.98	34.93	41.75	99.86	103.02	125.20	-22.18 peak
2	5850.000	10.07	34.95	41.73	55.93	59.22	122.20	-62.98 peak
3	5855.375	10.09	34.96	41.73	57.43	60.75	110.69	-49.94 peak



**SGS-CSTC Standards Technical Services Co., Ltd.
Shenzhen Branch**

Report No.: SZEM180700654903
Page: 632 of 783

Test mode:	802.11a_CDD	Frequency(MHz):	5825	Peak	Horizontal
------------	-------------	-----------------	------	------	------------



Site : chamber
 Condition: 3m HORIZONTAL
 Job No : 06549RG
 Mode : 5825 Band edge
 : 5G WIFI 11A
 : CDD

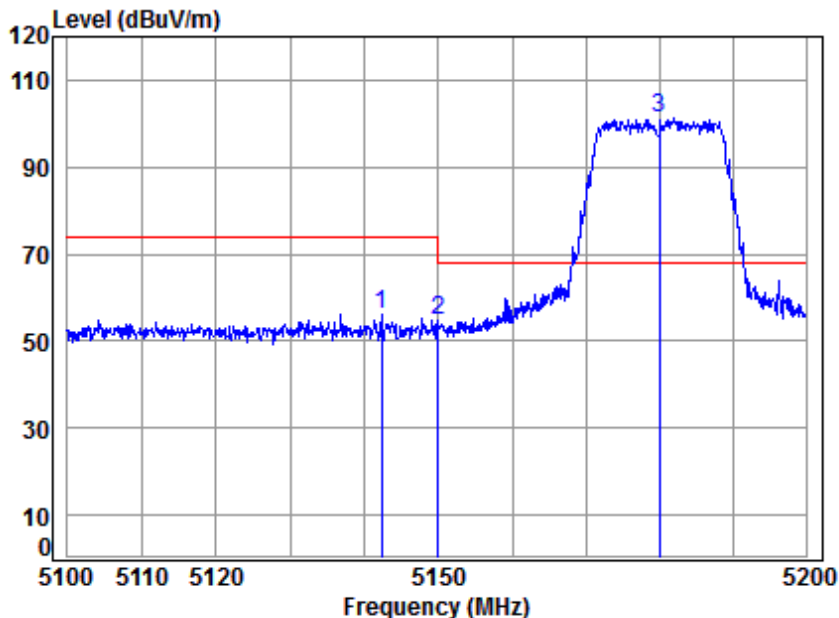
		Cable	Ant	Preamp	Read	Limit	Over		
	Freq	Loss	Factor	Factor	Level	Level	Line	Limit	Remark
	MHz	dB	dB/m	dB	dBuV	dBuV/m	dBuV/m	dB	
1	5825.000	9.98	34.93	41.75	100.09	103.25	125.20	-21.95	peak
2	5850.000	10.07	34.95	41.73	53.84	57.13	122.20	-65.07	peak
3	pp 5918.830	10.30	35.02	41.67	55.61	59.26	72.77	-13.51	peak



SGS-CSTC Standards Technical Services Co., Ltd. Shenzhen Branch

Report No.: SZEM180700654903
Page: 633 of 783

Test mode:	802.11n(HT20)	Frequency(MHz):	5180	Peak	Vertical
------------	---------------	-----------------	------	------	----------



Site : chamber
 Condition: 3m VERTICAL
 Job No : 06549RG
 Mode : 5180 Band edge
 Note : 5G WiFi 11N 20
 Antenna : MIMO

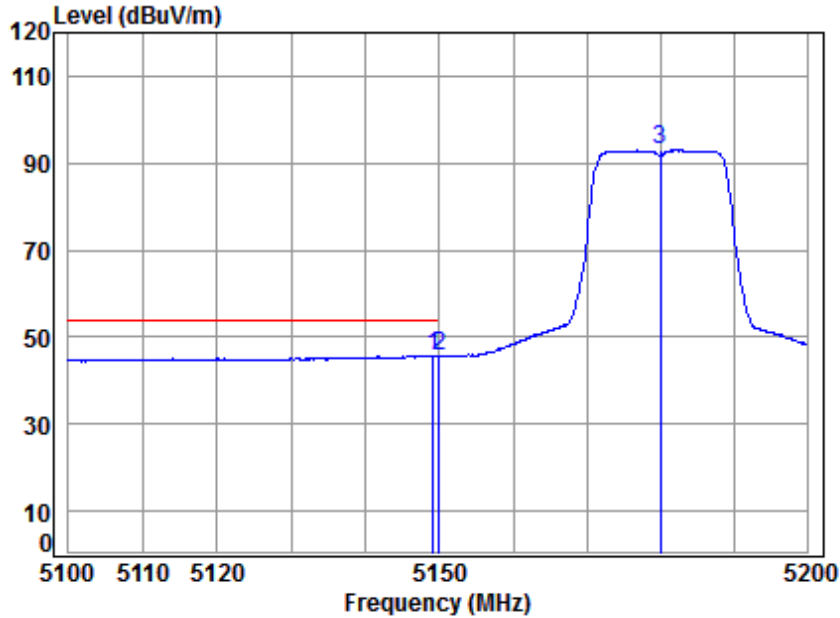
	Cable	Ant	Preamp	Read		Limit	Over	
Freq	Loss	Factor	Factor	Level	Level	Line	Limit	Remark
MHz	dB	dB/m	dB	dBuV	dBuV/m	dBuV/m	dB	
1	8.31	34.32	42.36	55.70	55.97	74.00	-18.03	peak
2	8.33	34.32	42.36	54.46	54.75	74.00	-19.25	peak
3 pp	8.37	34.35	42.33	100.68	101.07	68.20	32.87	peak



**SGS-CSTC Standards Technical Services Co., Ltd.
Shenzhen Branch**

Report No.: SZEM180700654903
Page: 634 of 783

Test mode:	802.11n(HT20)	Frequency(MHz):	5180	Average	Vertical
------------	---------------	-----------------	------	---------	----------



Site : chamber
Condition: 3m VERTICAL
Job No : 06549RG
Mode : 5180 Band edge
Note : 5G WiFi 11N 20
Antenna : MIMO

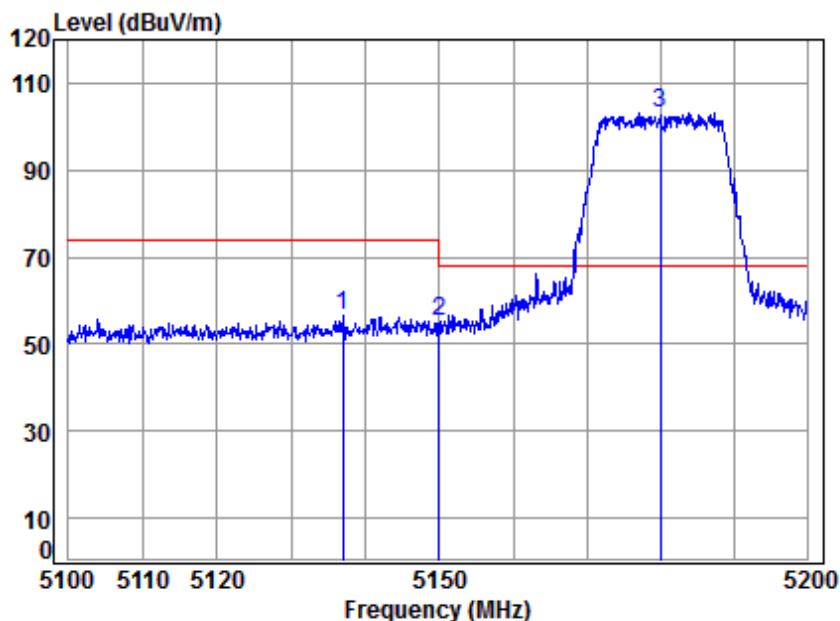
	Freq	Cable Loss	Ant Factor	Preamp Factor	Read Level	Level	Limit	Over	Remark
	MHz	dB	dB/m	dB	dBuV	dBuV/m	dBuV/m	dB	
1	5149.157	8.32	34.32	42.36	45.45	45.73	54.00	-8.27	Average
2	pp 5149.980	8.33	34.32	42.36	45.45	45.74	54.00	-8.26	Average
3	5180.000	8.37	34.35	42.33	92.54	92.93	-----	-----	Average



SGS-CSTC Standards Technical Services Co., Ltd. Shenzhen Branch

Report No.: SZEM180700654903
Page: 635 of 783

Test mode:	802.11n(HT20)	Frequency(MHz):	5180	Peak	Horizontal
------------	---------------	-----------------	------	------	------------



Site : chamber
 Condition: 3m HORIZONTAL
 Job No : 06549RG
 Mode : 5180 Band edge
 Note : 5G WiFi 11N 20
 Antenna : MIMO

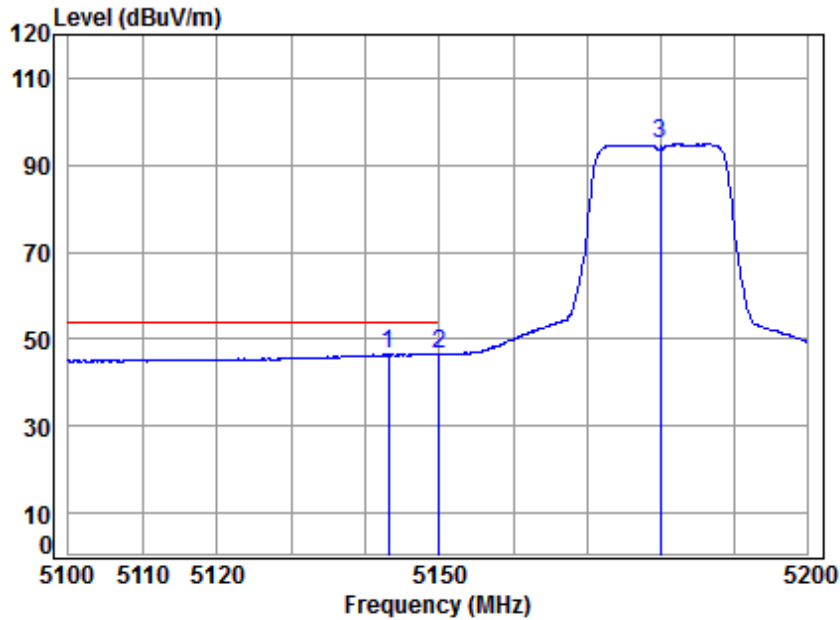
	Cable	Ant	Preamp	Read		Limit	Over	
Freq	Loss	Factor	Factor	Level	Level	Line	Limit	Remark
MHz	dB	dB/m	dB	dBuV	dBuV/m	dBuV/m	dB	
1	8.31	34.31	42.37	56.45	56.70	74.00	-17.30	peak
2	8.33	34.32	42.36	54.92	55.21	74.00	-18.79	peak
3 pp	8.37	34.35	42.33	102.80	103.19	68.20	34.99	peak



SGS-CSTC Standards Technical Services Co., Ltd. Shenzhen Branch

Report No.: SZEM180700654903
Page: 636 of 783

Test mode:	802.11n(HT20)	Frequency(MHz):	5180	Average	Horizontal
------------	---------------	-----------------	------	---------	------------



Site : chamber
 Condition: 3m HORIZONTAL
 Job No : 06549RG
 Mode : 5180 Band edge
 Note : 5G WiFi 11N 20
 Antenna : MIMO

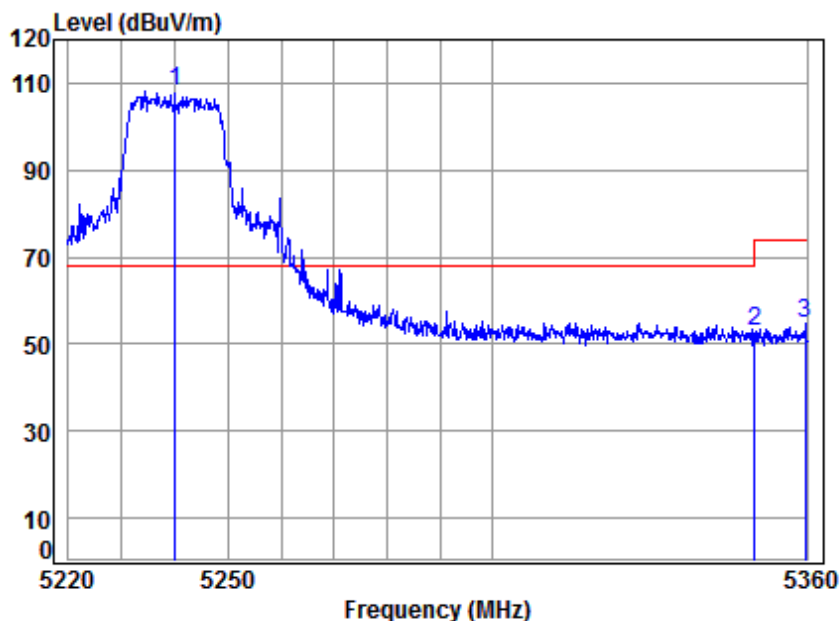
		Cable	Ant	Preamp	Read	Limit	Over		
	Freq	Loss	Factor	Factor	Level	Line	Limit	Remark	
	MHz	dB	dB/m	dB	dBuV	dBuV/m	dBuV/m	dB	
1 pp	5143.162	8.32	34.32	42.36	46.34	46.62	54.00	-7.38	Average
2	5149.980	8.33	34.32	42.36	46.31	46.60	54.00	-7.40	Average
3	5180.000	8.37	34.35	42.33	94.38	94.77	-----	-----	Average



SGS-CSTC Standards Technical Services Co., Ltd. Shenzhen Branch

Report No.: SZEM180700654903
Page: 637 of 783

Test mode:	802.11n(HT20)	Frequency(MHz):	5240	Peak	Vertical
------------	---------------	-----------------	------	------	----------



Site : chamber
 Condition: 3m VERTICAL
 Job No : 06549RG
 Mode : 5240 Band edge
 Note : 5G WiFi 11N 20
 Antenna : MIMO

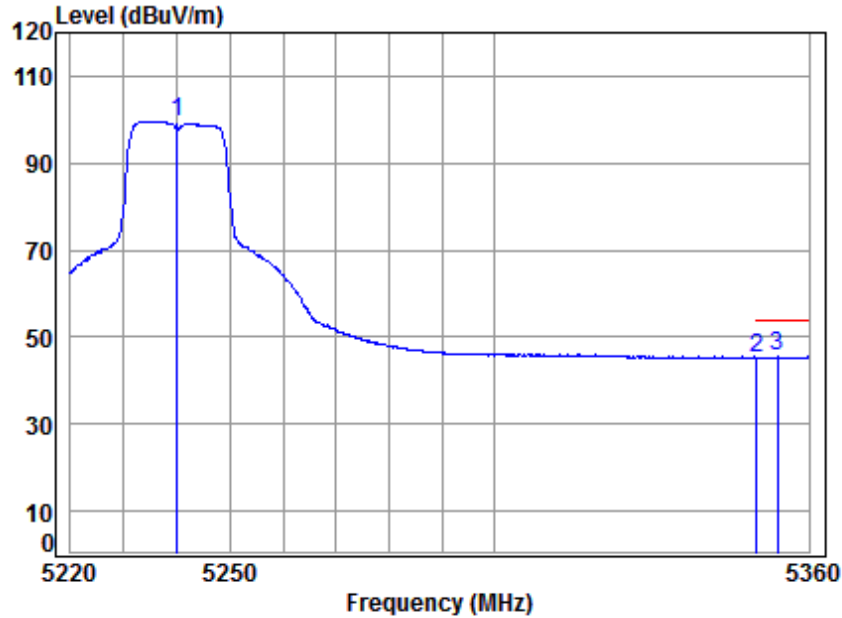
	Cable	Ant	Preamp	Read		Limit	Over	
Freq	Loss	Factor	Factor	Level	Level	Line	Limit	Remark
MHz	dB	dB/m	dB	dBuV	dBuV/m	dBuV/m	dB	
1 pp 5240.000	8.46	34.40	42.27	107.46	108.05	68.20	39.85	peak
2 5350.020	8.63	34.48	42.17	51.81	52.75	74.00	-21.25	peak
3 5359.716	8.64	34.49	42.16	53.61	54.58	74.00	-19.42	peak



**SGS-CSTC Standards Technical Services Co., Ltd.
Shenzhen Branch**

Report No.: SZEM180700654903
Page: 638 of 783

Test mode:	802.11n(HT20)	Frequency(MHz):	5240	Average	Vertical
------------	---------------	-----------------	------	---------	----------



Site : chamber
Condition: 3m VERTICAL
Job No : 06549RG
Mode : 5240 Band edge
Note : 5G WiFi 11N 20
Antenna : MIMO

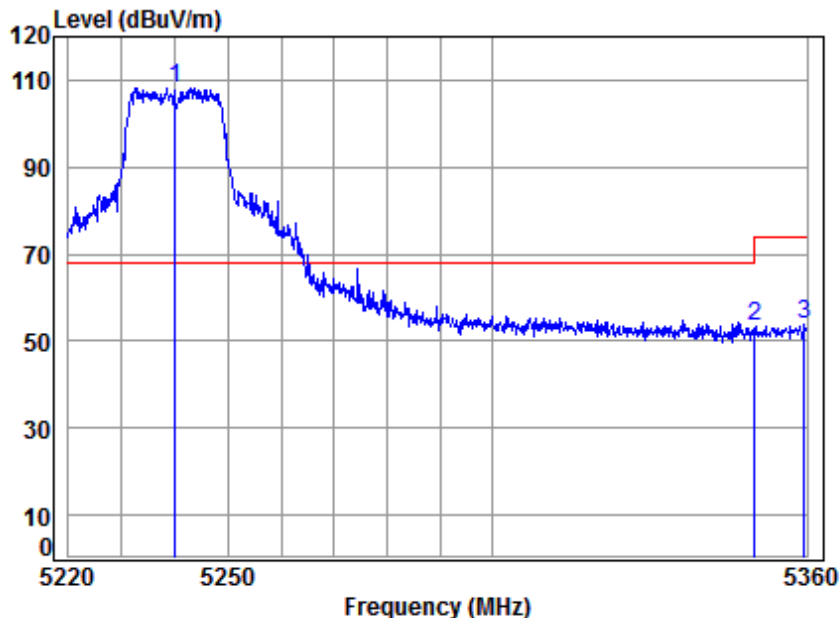
	Freq	Cable Loss	Ant Factor	Preamp Factor	Read Level	Limit Level	Over Line	Remark
	MHz	dB	dB/m	dB	dBuV	dBuV/m	dBuV/m	dB
1	5240.000	8.46	34.40	42.27	98.96	99.55	-----	Average
2	5350.020	8.63	34.48	42.17	44.38	45.32	54.00	-8.68 Average
3	pp 5354.045	8.64	34.49	42.17	44.45	45.41	54.00	-8.59 Average



SGS-CSTC Standards Technical Services Co., Ltd. Shenzhen Branch

Report No.: SZEM180700654903
Page: 639 of 783

Test mode:	802.11n(HT20)	Frequency(MHz):	5240	Peak	Horizontal
------------	---------------	-----------------	------	------	------------



Site : chamber
 Condition: 3m HORIZONTAL
 Job No : 06549RG
 Mode : 5240 Band edge
 Note : 5G WiFi 11N 20
 Antenna : MIMO

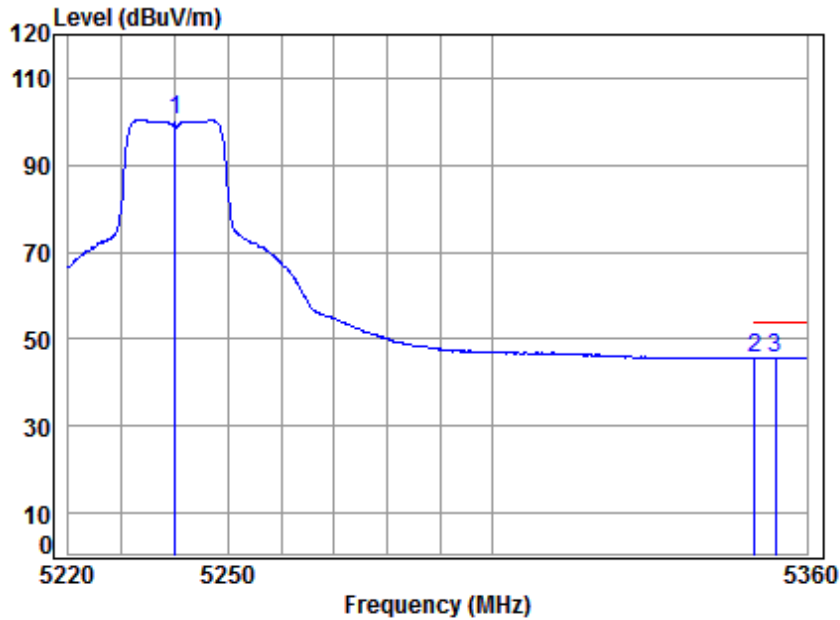
	Cable	Ant	Preamp	Read		Limit	Over	
Freq	Loss	Factor	Factor	Level	Level	Line	Limit	Remark
MHz	dB	dB/m	dB	dBuV	dBuV/m	dBuV/m	dB	
1 pp 5240.000	8.46	34.40	42.27	107.51	108.10	68.20	39.90	peak
2 5350.020	8.63	34.48	42.17	52.39	53.33	74.00	-20.67	peak
3 5359.433	8.64	34.49	42.16	52.71	53.68	74.00	-20.32	peak



**SGS-CSTC Standards Technical Services Co., Ltd.
Shenzhen Branch**

Report No.: SZEM180700654903
Page: 640 of 783

Test mode:	802.11n(HT20)	Frequency(MHz):	5240	Average	Horizontal
------------	---------------	-----------------	------	---------	------------



Site : chamber
Condition: 3m HORIZONTAL
Job No : 06549RG
Mode : 5240 Band edge
Note : 5G WiFi 11N 20
Antenna : MIMO

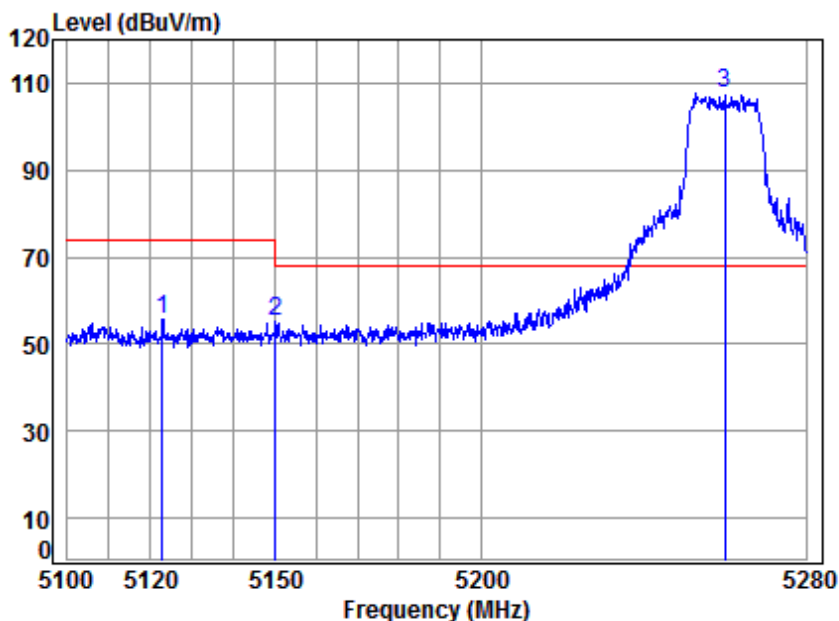
	Freq	Cable Loss	Ant Factor	Preamp Factor	Read Level	Limit Level	Limit Line	Over Limit	Remark
	MHz	dB	dB/m	dB	dBuV	dBuV/m	dBuV/m	dB	
1	5240.000	8.46	34.40	42.27	99.76	100.35	-----	-----	Average
2	pp 5350.020	8.63	34.48	42.17	44.78	45.72	54.00	-8.28	Average
3	5353.903	8.64	34.49	42.17	44.75	45.71	54.00	-8.29	Average



SGS-CSTC Standards Technical Services Co., Ltd. Shenzhen Branch

Report No.: SZEM180700654903
Page: 641 of 783

Test mode:	802.11n(HT20)	Frequency(MHz):	5260	Peak	Vertical
------------	---------------	-----------------	------	------	----------



Site : chamber
 Condition: 3m VERTICAL
 Job No : 06549RG
 Mode : 5260 Band edge
 : 5G WIFI 11N 20
 : MIMO

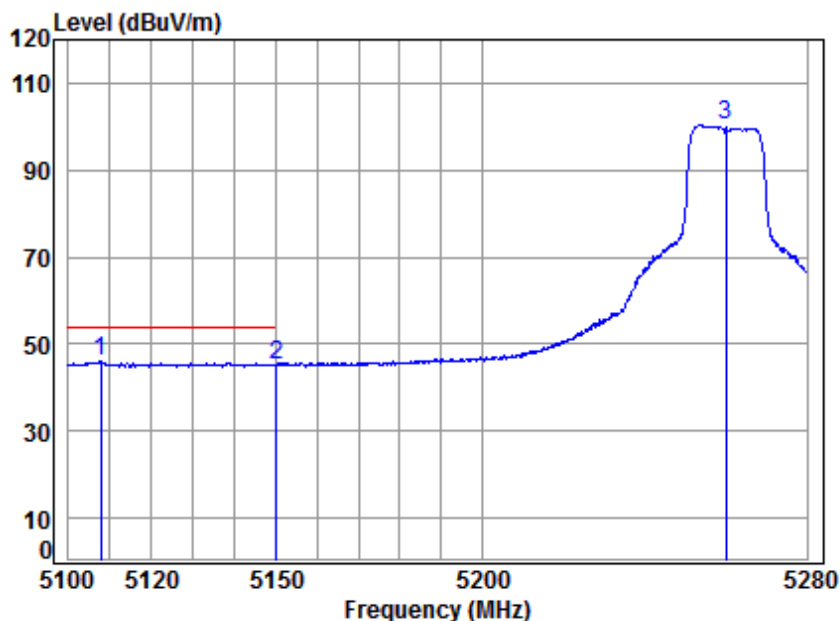
	Cable	Ant	Preamp	Read		Limit	Over	
Freq	Loss	Factor	Factor	Level	Level	Line	Limit	Remark
MHz	dB	dB/m	dB	dBuV	dBuV/m	dBuV/m	dB	
1	5122.871	8.28	34.30	42.38	55.33	55.53	74.00	-18.47 peak
2	5149.980	8.33	34.32	42.36	54.71	55.00	74.00	-19.00 peak
3	pp 5260.000	8.49	34.41	42.25	107.17	107.82	68.20	39.62 peak



SGS-CSTC Standards Technical Services Co., Ltd. Shenzhen Branch

Report No.: SZEM180700654903
Page: 642 of 783

Test mode:	802.11n(HT20)	Frequency(MHz):	5260	Average	Vertical
------------	---------------	-----------------	------	---------	----------



Site : chamber
 Condition: 3m VERTICAL
 Job No : 06549RG
 Mode : 5260 Band edge
 : 5G WIFI 11N 20
 : MIMO

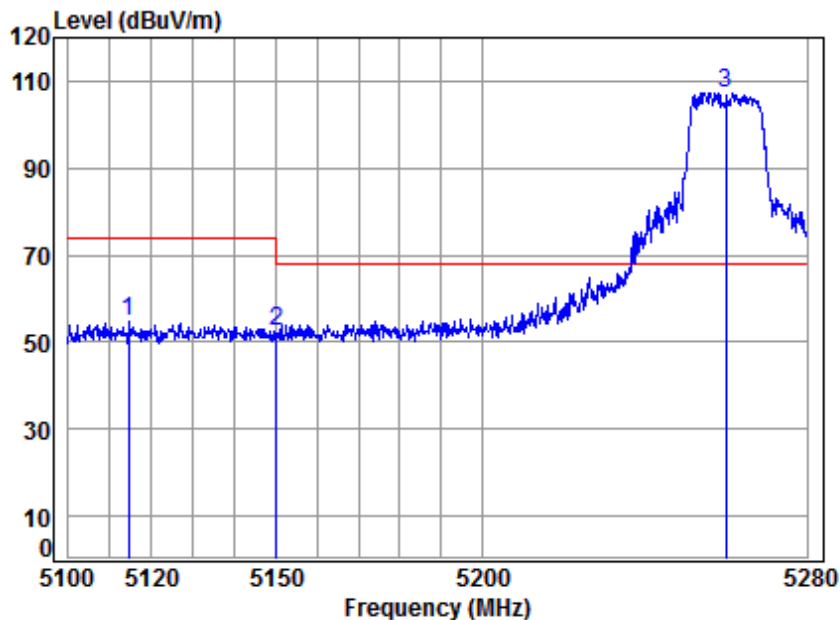
		Cable	Ant	Preamp	Read		Limit	Over	
	Freq	Loss	Factor	Factor	Level	Level	Line	Limit	Remark
	MHz	dB	dB/m	dB	dBuV	dBuV/m	dBuV/m	dB	
1 pp	5107.790	8.26	34.29	42.40	46.14	46.29	54.00	-7.71	Average
2	5149.980	8.33	34.32	42.36	45.04	45.33	54.00	-8.67	Average
3	5260.000	8.49	34.41	42.25	99.76	100.41	-----	-----	Average



SGS-CSTC Standards Technical Services Co., Ltd. Shenzhen Branch

Report No.: SZEM180700654903
Page: 643 of 783

Test mode:	802.11n(HT20)	Frequency(MHz):	5260	Peak	Horizontal
------------	---------------	-----------------	------	------	------------



Site : chamber
 Condition: 3m HORIZONTAL
 Job No : 06549RG
 Mode : 5260 Band edge
 : 5G WIFI 11N 20
 : MIMO

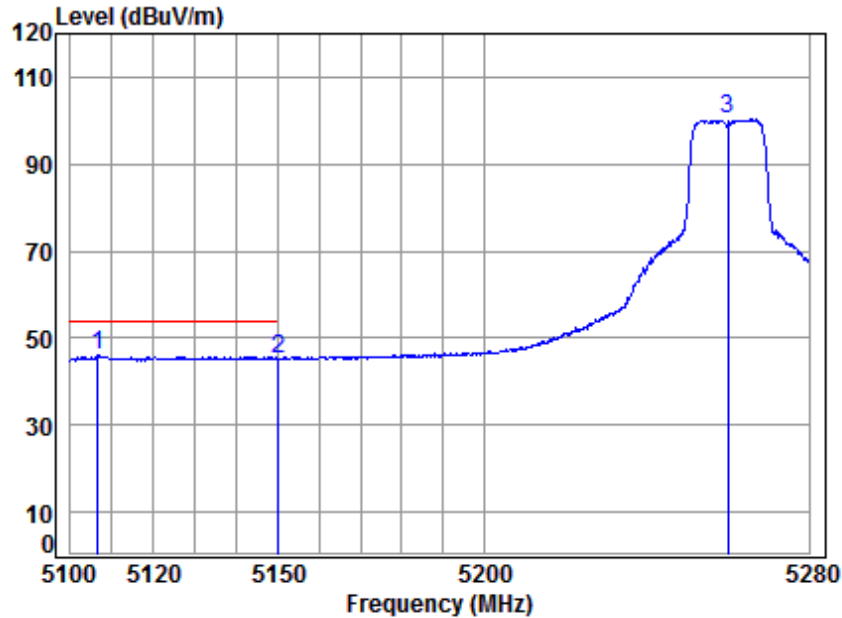
		Cable	Ant	Preamp	Read		Limit	Over	
	Freq	Loss	Factor	Factor	Level	Level	Line	Limit	Remark
	MHz	dB	dB/m	dB	dBuV	dBuV/m	dBuV/m	dB	
1	5114.526	8.27	34.30	42.39	54.43	54.61	74.00	-19.39	peak
2	5149.980	8.33	34.32	42.36	52.02	52.31	74.00	-21.69	peak
3	pp 5260.000	8.49	34.41	42.25	106.75	107.40	68.20	39.20	peak



**SGS-CSTC Standards Technical Services Co., Ltd.
Shenzhen Branch**

Report No.: SZEM180700654903
Page: 644 of 783

Test mode:	802.11n(HT20)	Frequency(MHz):	5260	Average	Horizontal
------------	---------------	-----------------	------	---------	------------

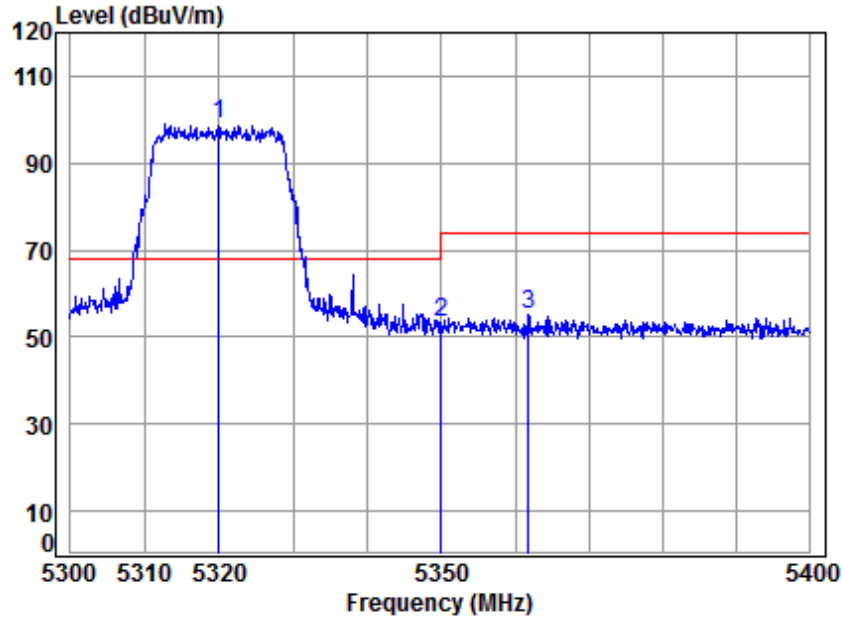


Site : chamber
Condition: 3m HORIZONTAL
Job No : 06549RG
Mode : 5260 Band edge
: 5G WIFI 11N 20
: MIMO

	Freq	Cable Loss	Ant Factor	Preamp Factor	Read Level	Level	Limit	Over	Remark
	MHz	dB	dB/m	dB	dBuV	dBuV/m	dBuV/m	dB	
1 pp	5106.549	8.26	34.29	42.40	45.89	46.04	54.00	-7.96	Average
2	5149.980	8.33	34.32	42.36	45.02	45.31	54.00	-8.69	Average
3	5260.000	8.49	34.41	42.25	99.59	100.24	-----	-----	Average



Test mode:	802.11n(HT20)	Frequency(MHz):	5320	Peak	Vertical
------------	---------------	-----------------	------	------	----------



Site : chamber
Condition: 3m VERTICAL
Job No : 06549RG
Mode : 5320 Band edge
: 5G WIFI 11N 20
: MIMO

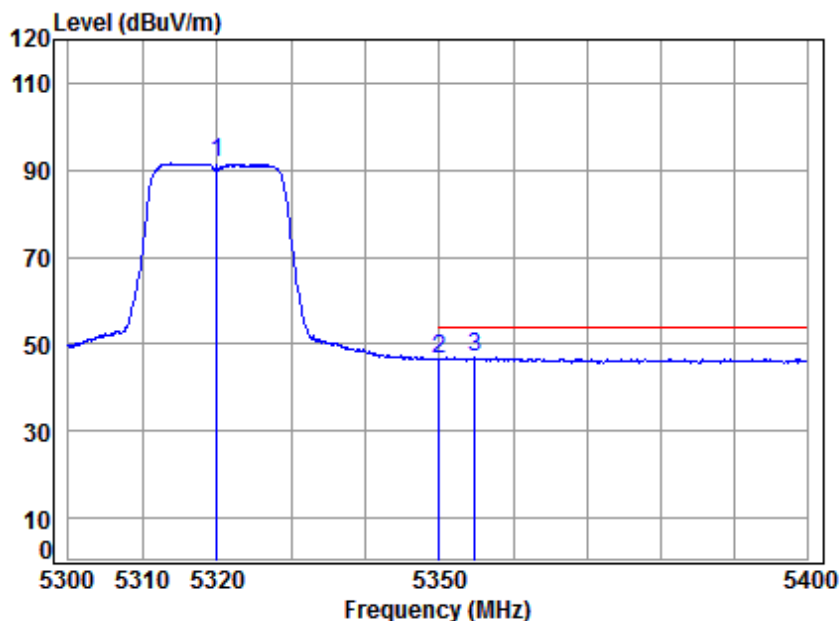
		Cable	Ant	Preamp	Read	Limit	Over	
	Freq	Loss	Factor	Factor	Level	Level	Line	Limit Remark
	MHz	dB	dB/m	dB	dBuV	dBuV/m	dBuV/m	dB
1 pp	5320.000	8.58	34.46	42.20	98.22	99.06	68.20	30.86 peak
2	5350.020	8.63	34.48	42.17	52.47	53.41	74.00	-20.59 peak
3	5361.780	8.65	34.49	42.16	54.02	55.00	74.00	-19.00 peak



SGS-CSTC Standards Technical Services Co., Ltd. Shenzhen Branch

Report No.: SZEM180700654903
Page: 646 of 783

Test mode:	802.11n(HT20)	Frequency(MHz):	5320	Average	Vertical
------------	---------------	-----------------	------	---------	----------



Site : chamber
 Condition: 3m VERTICAL
 Job No : 06549RG
 Mode : 5320 Band edge
 : 5G WIFI 11N 20
 : MIMO

	Cable	Ant	Preamp	Read		Limit	Over	
Freq	Loss	Factor	Factor	Level	Level	Line	Limit	Remark
MHz	dB	dB/m	dB	dBuV	dBuV/m	dBuV/m	dB	
1	5320.000	8.58	34.46	42.20	90.69	91.53	-----	----- Average
2	5350.020	8.63	34.48	42.17	45.59	46.53	54.00	-7.47 Average
3	pp 5354.769	8.64	34.49	42.16	46.04	47.01	54.00	-6.99 Average

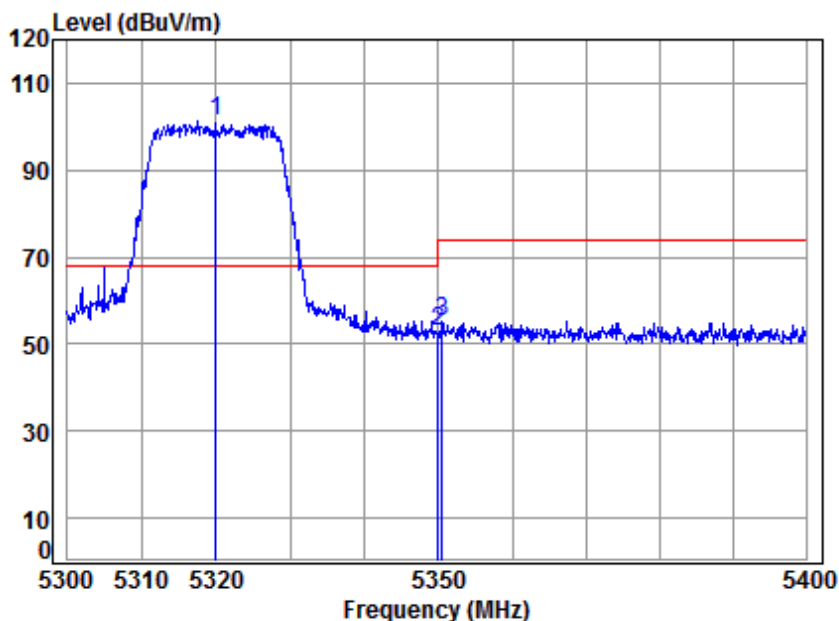
This document is issued by the Company subject to its General Conditions of Service printed overleaf, available on request or accessible at <http://www.sgs.com/en/Terms-and-Conditions.aspx> and, for electronic format documents, subject to Terms and Conditions for Electronic Documents at <http://www.sgs.com/en/Terms-and-Conditions/Terms-e-Documents.aspx>. Attention is drawn to the limitation of liability, indemnification and jurisdiction issues defined therein. Any holder of this document is advised that information contained hereon reflects the Company's findings at the time of its intervention only and within the limits of Client's instructions, if any. The Company's sole responsibility is to its Client and this document does not exonerate parties to a transaction from exercising all their rights and obligations under the transaction documents. This document cannot be reproduced except in full, without prior written approval of the Company. Any unauthorized alteration, forgery or falsification of the content or appearance of this document is unlawful and offenders may be prosecuted to the fullest extent of the law. Unless otherwise stated the results shown in this test report refer only to the sample(s) tested and such sample(s) are retained for 30 days only.



**SGS-CSTC Standards Technical Services Co., Ltd.
Shenzhen Branch**

Report No.: SZEM180700654903
Page: 647 of 783

Test mode:	802.11n(HT20)	Frequency(MHz):	5320	Peak	Horizontal
------------	---------------	-----------------	------	------	------------



Site : chamber
Condition: 3m HORIZONTAL
Job No : 06549RG
Mode : 5320 Band edge
: 5G WIFI 11N 20
: MIMO

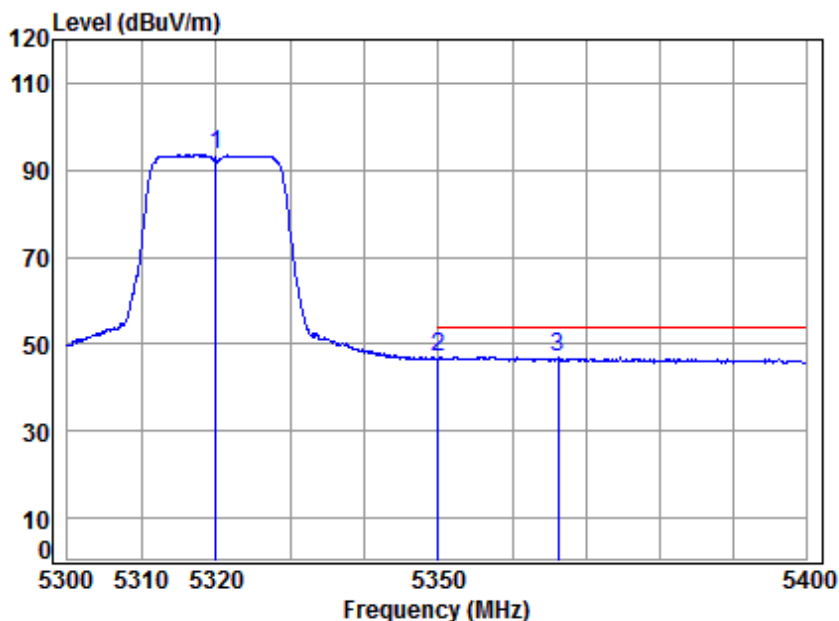
		Cable	Ant	Preamp	Read	Limit	Over		
	Freq	Loss	Factor	Factor	Level	Level	Line	Limit	Remark
	MHz	dB	dB/m	dB	dBuV	dBuV/m	dBuV/m	dB	
1 pp	5320.000	8.58	34.46	42.20	100.32	101.16	68.20	32.96	peak
2	5350.020	8.63	34.48	42.17	51.81	52.75	74.00	-21.25	peak
3	5350.566	8.63	34.48	42.17	54.46	55.40	74.00	-18.60	peak



**SGS-CSTC Standards Technical Services Co., Ltd.
Shenzhen Branch**

Report No.: SZEM180700654903
Page: 648 of 783

Test mode:	802.11n(HT20)	Frequency(MHz):	5320	Average	Horizontal
------------	---------------	-----------------	------	---------	------------



Site : chamber
 Condition: 3m HORIZONTAL
 Job No : 06549RG
 Mode : 5320 Band edge
 : 5G WIFI 11N 20
 : MIMO

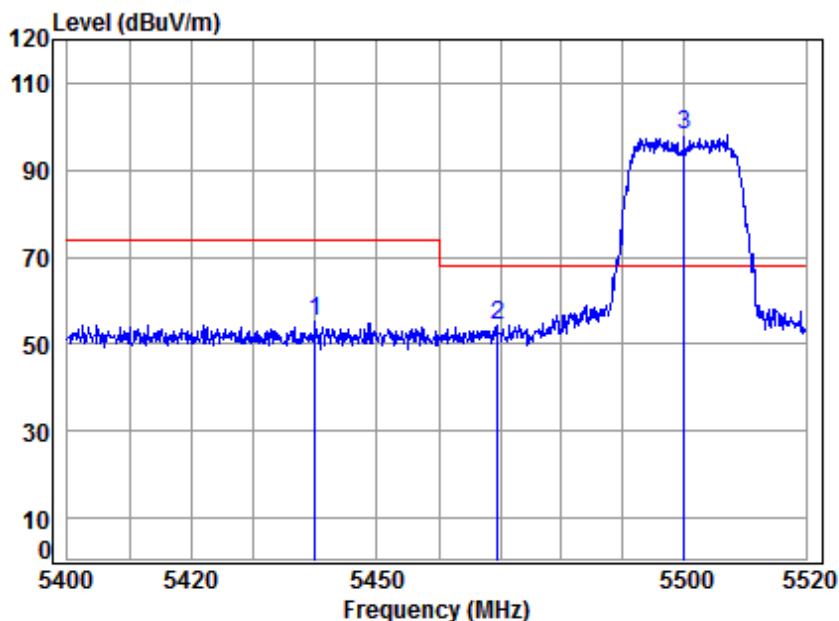
	Freq	Cable Loss	Ant Factor	Preamp Factor	Read Level	Level	Limit	Over	Remark
	MHz	dB	dB/m	dB	dBuV	dBuV/m	dBuV/m	dB	
1	5320.000	8.58	34.46	42.20	92.74	93.58	-----	-----	Average
2	5350.020	8.63	34.48	42.17	45.92	46.86	54.00	-7.14	Average
3 pp	5366.191	8.65	34.50	42.15	46.13	47.13	54.00	-6.87	Average



SGS-CSTC Standards Technical Services Co., Ltd. Shenzhen Branch

Report No.: SZEM180700654903
Page: 649 of 783

Test mode:	802.11n(HT20)	Frequency(MHz):	5500	Peak	Vertical
------------	---------------	-----------------	------	------	----------



Site : chamber
 Condition: 3m VERTICAL
 Job No : 06549RG
 Mode : 5500 Band edge
 : 5G WIFI 11N 20
 : MIMO

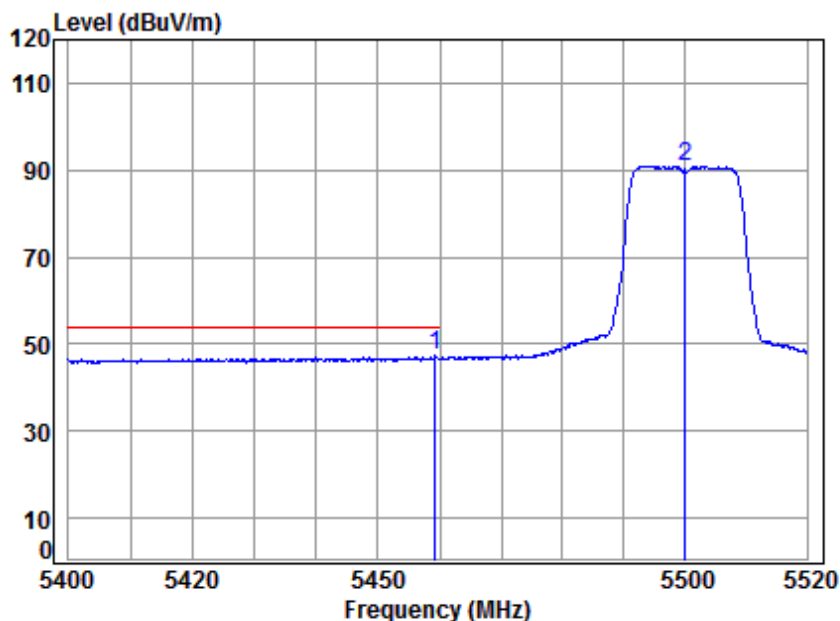
	Cable	Ant	Preamp	Read		Limit	Over	
Freq	Loss	Factor	Factor	Level	Level	Line	Limit	Remark
MHz	dB	dB/m	dB	dBuV	dBuV/m	dBuV/m	dB	
1	8.76	34.55	42.09	54.11	55.33	74.00	-18.67	peak
2	8.81	34.58	42.06	52.78	54.11	68.20	-14.09	peak
3 pp	8.85	34.60	42.03	96.49	97.91	68.20	29.71	peak



SGS-CSTC Standards Technical Services Co., Ltd. Shenzhen Branch

Report No.: SZEM180700654903
Page: 650 of 783

Test mode:	802.11n(HT20)	Frequency(MHz):	5500	Average	Vertical
------------	---------------	-----------------	------	---------	----------



Site : chamber
 Condition: 3m VERTICAL
 Job No : 06549RG
 Mode : 5500 Band edge
 : 5G WIFI 11N 20
 : MIMO

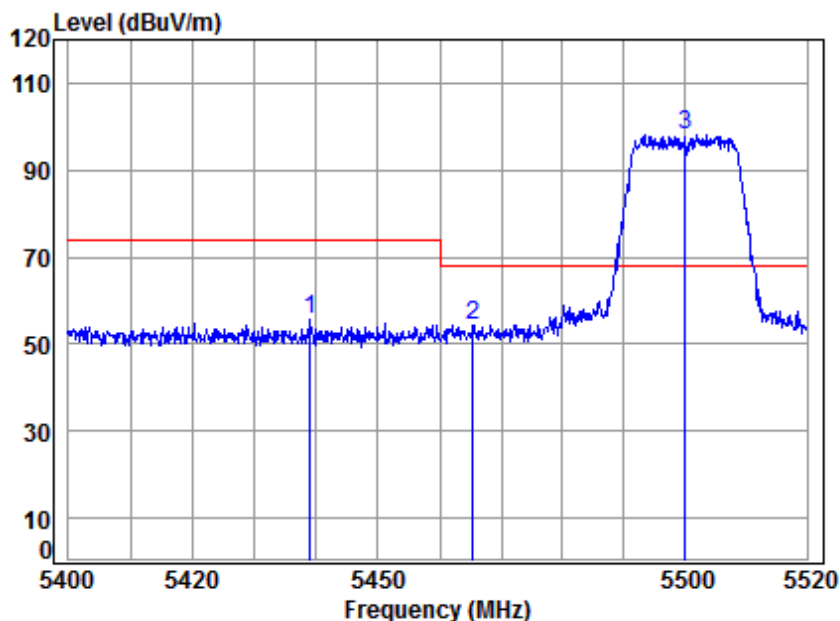
	Cable	Ant	Preamp	Read	Limit	Over		
Freq	Loss	Factor	Factor	Level	Level	Line	Limit	Remark
MHz	dB	dB/m	dB	dBuV	dBuV/m	dBuV/m	dB	
1 pp 5459.190	8.79	34.57	42.07	46.03	47.32	54.00	-6.68	Average
2 5500.000	8.85	34.60	42.03	89.53	90.95	-----	-----	Average



SGS-CSTC Standards Technical Services Co., Ltd. Shenzhen Branch

Report No.: SZEM180700654903
Page: 651 of 783

Test mode:	802.11n(HT20)	Frequency(MHz):	5500	Peak	Horizontal
------------	---------------	-----------------	------	------	------------



Site : chamber
 Condition: 3m HORIZONTAL
 Job No : 06549RG
 Mode : 5500 Band edge
 : 5G WIFI 11N 20
 : MIMO

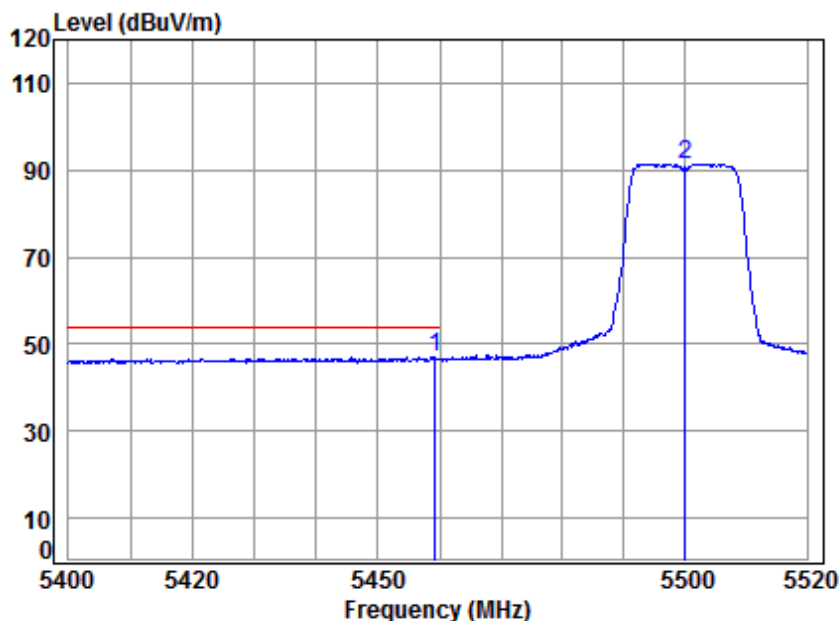
	Cable	Ant	Preamp	Read		Limit	Over	
Freq	Loss	Factor	Factor	Level	Level	Line	Limit	Remark
MHz	dB	dB/m	dB	dBuV	dBuV/m	dBuV/m	dB	
1	8.76	34.55	42.09	54.43	55.65	74.00	-18.35	peak
2	8.80	34.57	42.06	53.21	54.52	68.20	-13.68	peak
3 pp	8.85	34.60	42.03	96.88	98.30	68.20	30.10	peak



SGS-CSTC Standards Technical Services Co., Ltd. Shenzhen Branch

Report No.: SZEM180700654903
Page: 652 of 783

Test mode:	802.11n(HT20)	Frequency(MHz):	5500	Average	Horizontal
------------	---------------	-----------------	------	---------	------------



Site : chamber
 Condition: 3m HORIZONTAL
 Job No : 06549RG
 Mode : 5500 Band edge
 : 5G WIFI 11N 20
 : MIMO

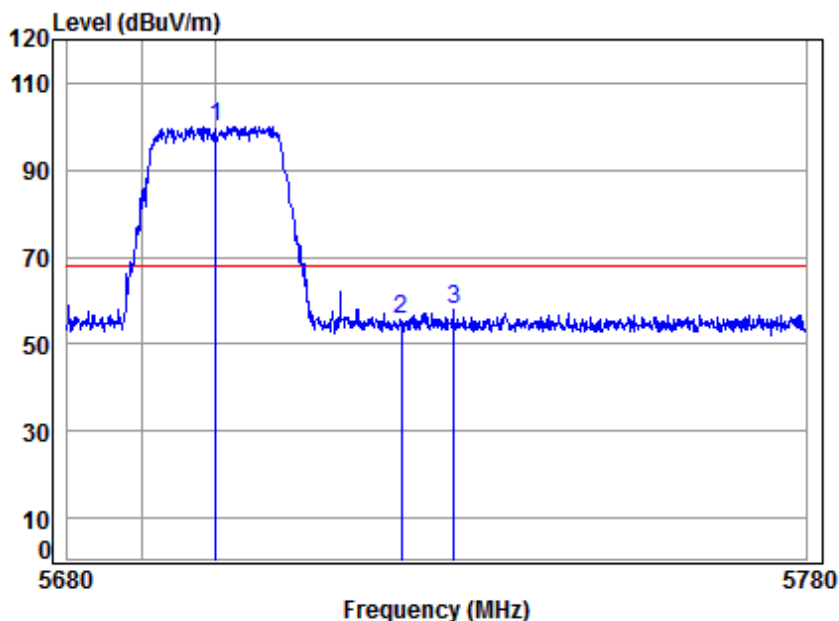
		Cable	Ant	Preamp	Read	Limit	Over		
	Freq	Loss	Factor	Factor	Level	Level	Line	Limit	Remark
	MHz	dB	dB/m	dB	dBuV	dBuV/m	dBuV/m	dB	
1 pp	5459.311	8.79	34.57	42.07	45.61	46.90	54.00	-7.10	Average
2	5500.000	8.85	34.60	42.03	89.92	91.34	-----	-----	Average



**SGS-CSTC Standards Technical Services Co., Ltd.
Shenzhen Branch**

Report No.: SZEM180700654903
Page: 653 of 783

Test mode:	802.11n(HT20)	Frequency(MHz):	5700	Peak	Vertical
------------	---------------	-----------------	------	------	----------



Site : chamber
Condition: 3m HORIZONTAL
Job No : 06549RG
Mode : 5700 Band edge
: 5G WIFI 11N 20
: MIMO

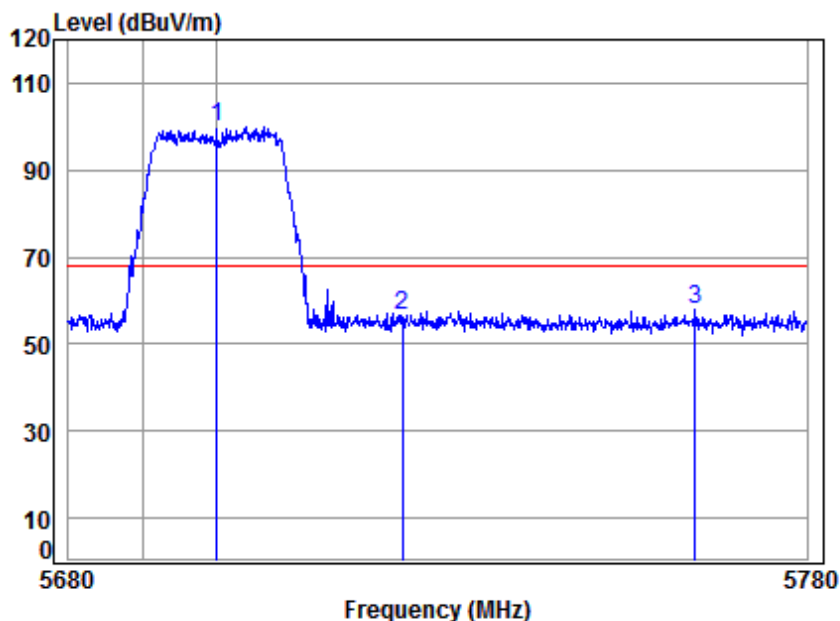
	Cable	Ant	Preamp	Read	Limit	Over		
Freq	Loss	Factor	Factor	Level	Level	Line	Limit	Remark
MHz	dB	dB/m	dB	dBuV	dBuV/m	dBuV/m	dB	
1 pp 5700.000	9.56	34.81	41.86	97.61	100.12	68.20	31.92	peak
2 5725.000	9.64	34.83	41.84	52.92	55.55	68.20	-12.65	peak
3 5732.083	9.67	34.84	41.83	55.22	57.90	68.20	-10.30	peak



SGS-CSTC Standards Technical Services Co., Ltd. Shenzhen Branch

Report No.: SZEM180700654903
Page: 654 of 783

Test mode:	802.11n(HT20)	Frequency(MHz):	5700	Peak	Horizontal
------------	---------------	-----------------	------	------	------------



Site : chamber
 Condition: 3m VERTICAL
 Job No : 06549RG
 Mode : 5700 Band edge
 : 5G WIFI 11N 20
 : MIMO

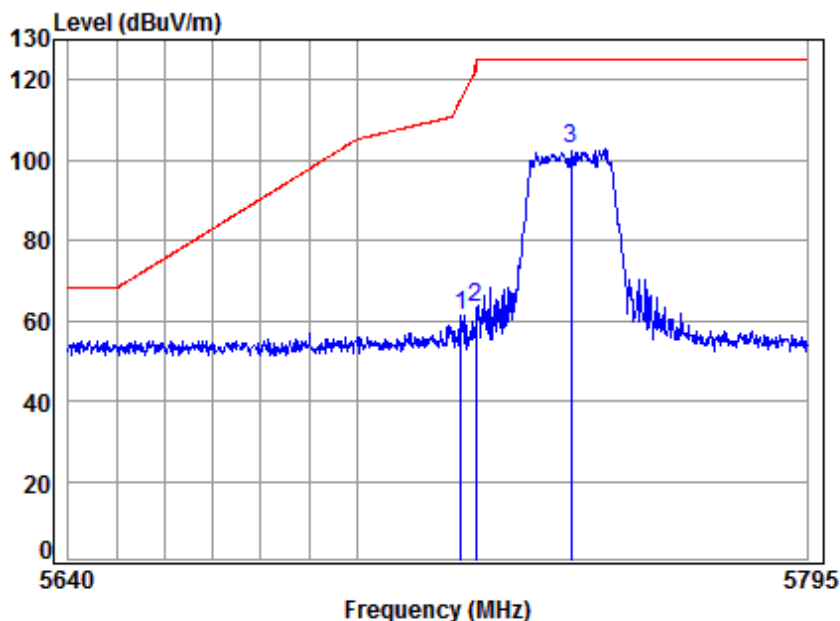
		Cable	Ant	Preamp	Read	Limit	Over		
	Freq	Loss	Factor	Factor	Level	Level	Line	Limit	Remark
	MHz	dB	dB/m	dB	dBuV	dBuV/m	dBuV/m	dB	
1 pp	5700.000	9.56	34.81	41.86	97.35	99.86	68.20	31.66	peak
2	5725.000	9.64	34.83	41.84	53.74	56.37	68.20	-11.83	peak
3	5764.788	9.78	34.87	41.80	54.94	57.79	68.20	-10.41	peak



SGS-CSTC Standards Technical Services Co., Ltd. Shenzhen Branch

Report No.: SZEM180700654903
Page: 655 of 783

Test mode:	802.11n(HT20)	Frequency(MHz):	5745	Peak	Vertical
------------	---------------	-----------------	------	------	----------



Site : chamber
 Condition: 3m VERTICAL
 Job No : 06549CR
 Mode : 5745 Band edge
 : 5G WIFI 11N 20
 : MIMO

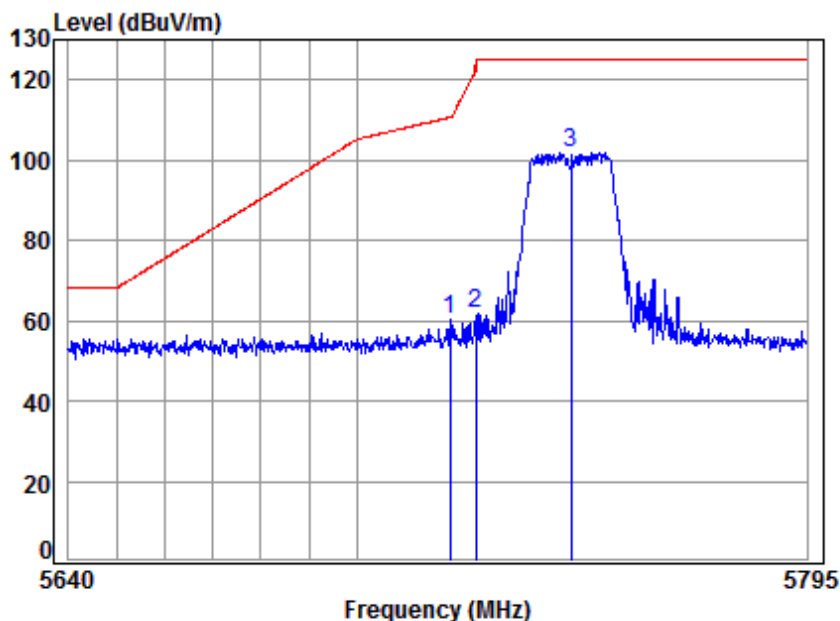
		Cable	Ant	Preamp	Read	Limit	Over		
	Freq	Loss	Factor	Factor	Level	Level	Line	Limit	Remark
	MHz	dB	dB/m	dB	dBuV	dBuV/m	dBuV/m	dB	
1	5721.782	9.63	34.83	41.84	58.76	61.38	114.86	-53.48	peak
2	5725.000	9.64	34.83	41.84	60.53	63.16	122.20	-59.04	peak
3 pp	5745.000	9.71	34.85	41.82	99.95	102.69	125.20	-22.51	peak



SGS-CSTC Standards Technical Services Co., Ltd. Shenzhen Branch

Report No.: SZEM180700654903
Page: 656 of 783

Test mode:	802.11n(HT20)	Frequency(MHz):	5745	Peak	Horizontal
------------	---------------	-----------------	------	------	------------



Site : chamber
 Condition: 3m HORIZONTAL
 Job No : 06549CR
 Mode : 5745 Band edge
 : 5G WIFI 11N 20
 : MIMO

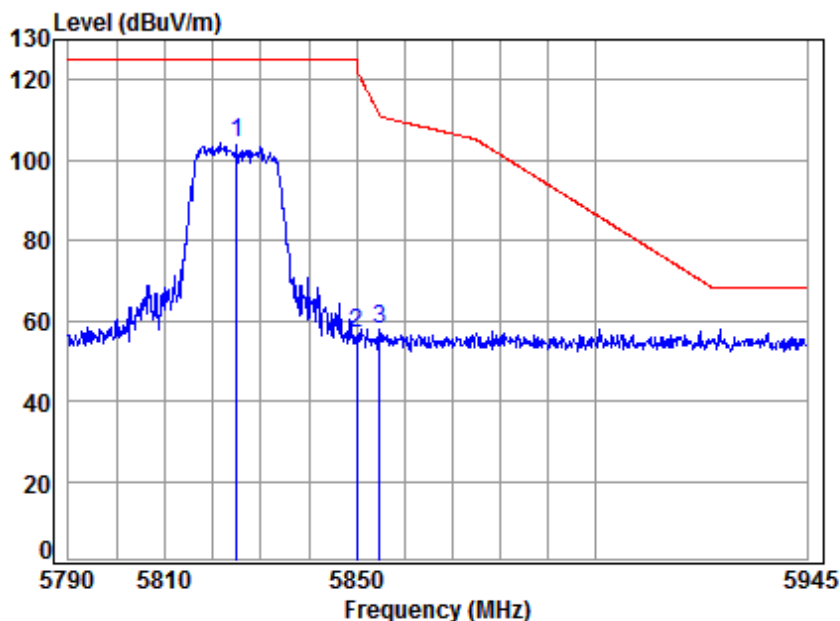
	Cable	Ant	Preamp	Read		Limit	Over	
Freq	Loss	Factor	Factor	Level	Level	Line	Limit	Remark
MHz	dB	dB/m	dB	dBuV	dBuV/m	dBuV/m	dB	
1	5719.610	9.62	34.82	41.84	57.62	60.22	110.69	-50.47 peak
2	5725.000	9.64	34.83	41.84	59.05	61.68	122.20	-60.52 peak
3	pp 5745.000	9.71	34.85	41.82	98.96	101.70	125.20	-23.50 peak



SGS-CSTC Standards Technical Services Co., Ltd. Shenzhen Branch

Report No.: SZEM180700654903
Page: 657 of 783

Test mode:	802.11n(HT20)	Frequency(MHz):	5825	Peak	Vertical
------------	---------------	-----------------	------	------	----------



Site : chamber
 Condition: 3m VERTICAL
 Job No : 06549CR
 Mode : 5825 Band edge
 : 5G WIFI 11N 20
 : MIMO

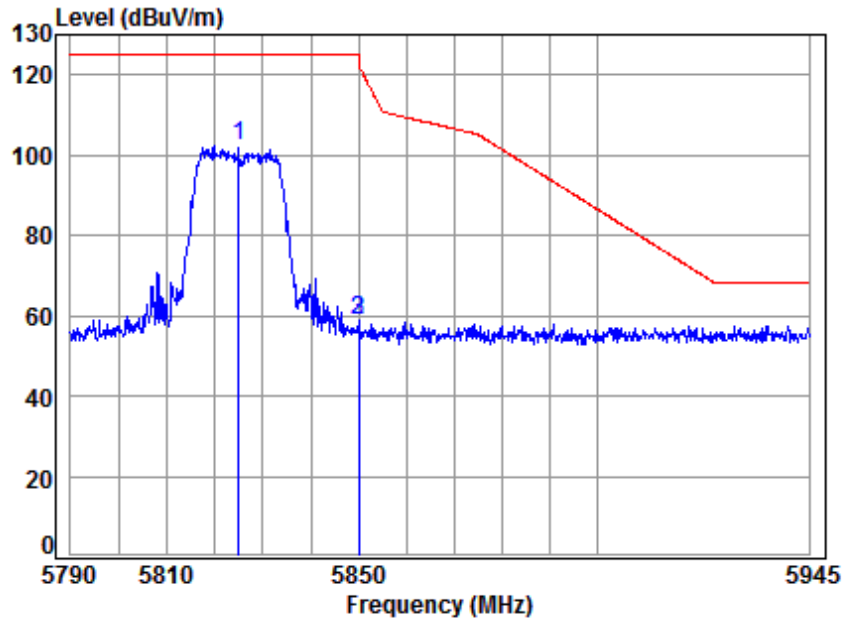
		Cable	Ant	Preamp	Read	Limit	Over	
	Freq	Loss	Factor	Factor	Level	Level	Line	Limit Remark
	MHz	dB	dB/m	dB	dBuV	dBuV/m	dBuV/m	dB
1 pp	5825.000	9.98	34.93	41.75	101.33	104.49	125.20	-20.71 peak
2	5850.000	10.07	34.95	41.73	53.59	56.88	122.20	-65.32 peak
3	5854.911	10.09	34.96	41.73	54.70	58.02	111.00	-52.98 peak



**SGS-CSTC Standards Technical Services Co., Ltd.
Shenzhen Branch**

Report No.: SZEM180700654903
Page: 658 of 783

Test mode:	802.11n(HT20)	Frequency(MHz):	5825	Peak	Horizontal
------------	---------------	-----------------	------	------	------------

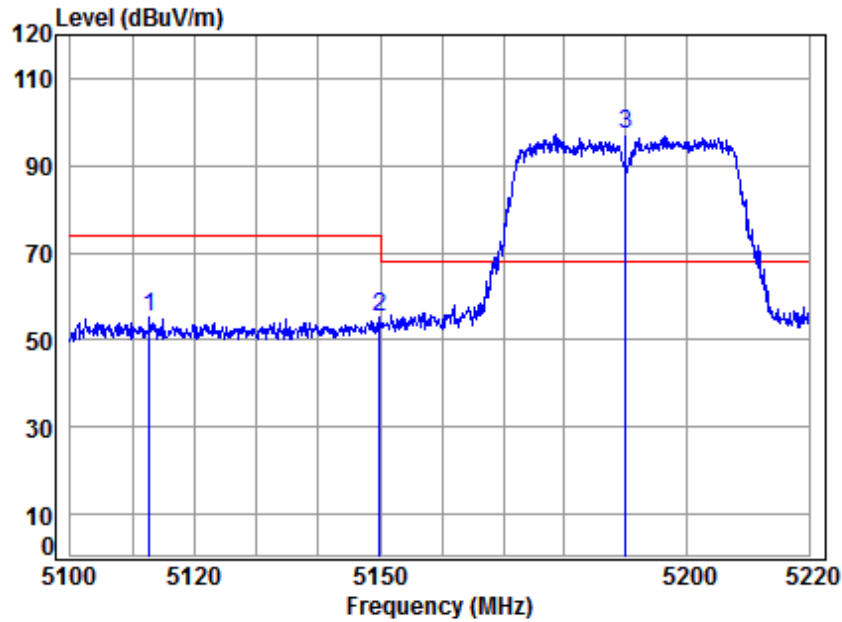


Site : chamber
Condition: 3m HORIZONTAL
Job No : 06549CR
Mode : 5825 Band edge
: 5G WIFI 11N 20
: MIMO

		Cable	Ant	Preamp	Read	Limit	Over		
	Freq	Loss	Factor	Factor	Level	Level	Line	Limit	Remark
	MHz	dB	dB/m	dB	dBuV	dBuV/m	dBuV/m	dB	
1 pp	5825.000	9.98	34.93	41.75	99.08	102.24	125.20	-22.96	peak
2	5849.963	10.07	34.95	41.73	55.31	58.60	125.20	-66.60	peak
3	5850.000	10.07	34.95	41.73	55.31	58.60	122.20	-63.60	peak



Test mode:	802.11n(HT40)	Frequency(MHz):	5190	Peak	Vertical
------------	---------------	-----------------	------	------	----------

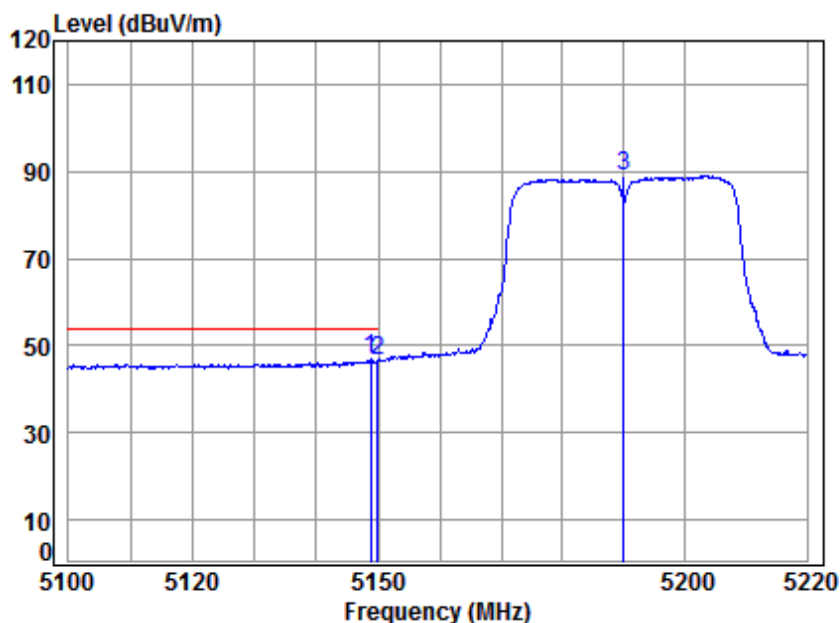


Site : chamber
Condition: 3m VERTICAL
Job No : 06549RG
Mode : 5190 Band edge
Note : 5G WiFi 11N 40
Antenna : MIMO

	Freq	Cable Loss	Ant Factor	Preamp Factor	Read Level	Limit Level	Over Limit	Remark
	MHz	dB	dB/m	dB	dBuV	dBuV/m	dBuV/m	dB
1	5112.707	8.27	34.29	42.39	55.02	55.19	74.00	-18.81 peak
2	5149.980	8.33	34.32	42.36	54.87	55.16	74.00	-18.84 peak
3 pp	5190.000	8.39	34.36	42.32	96.94	97.37	68.20	29.17 peak



Test mode:	802.11n(HT40)	Frequency(MHz):	5190	Average	Vertical
------------	---------------	-----------------	------	---------	----------



Site : chamber
Condition: 3m VERTICAL
Job No : 06549RG
Mode : 5190 Band edge
Note : 5G WiFi 11N 40
Antenna : MIMO

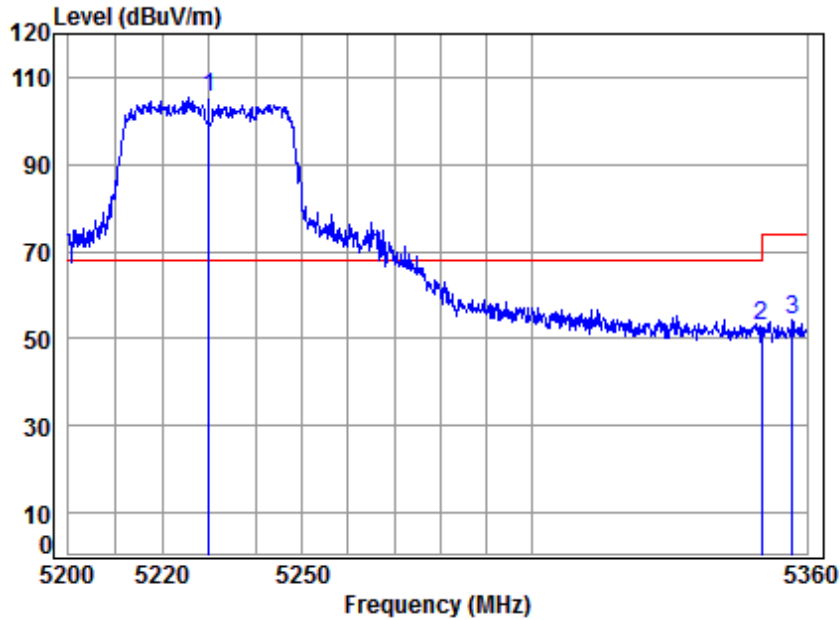
	Freq	Cable Loss	Ant Factor	Preamp Factor	Read Level	Level	Limit	Over	Remark
	MHz	dB	dB/m	dB	dBuV	dBuV/m	dBuV/m	dB	
1 pp	5148.743	8.32	34.32	42.36	46.49	46.77	54.00	-7.23	Average
2	5149.980	8.33	34.32	42.36	46.45	46.74	54.00	-7.26	Average
3	5190.000	8.39	34.36	42.32	88.63	89.06	-----	-----	Average



**SGS-CSTC Standards Technical Services Co., Ltd.
Shenzhen Branch**

Report No.: SZEM180700654903
Page: 661 of 783

Test mode:	802.11n(HT40)	Frequency(MHz):	5190	Peak	Horizontal
------------	---------------	-----------------	------	------	------------



Site : chamber
Condition: 3m HORIZONTAL
Job No : 06549RG
Mode : 5230 Band edge
Note : 5G WiFi 11N 40
Antenna : MIMO

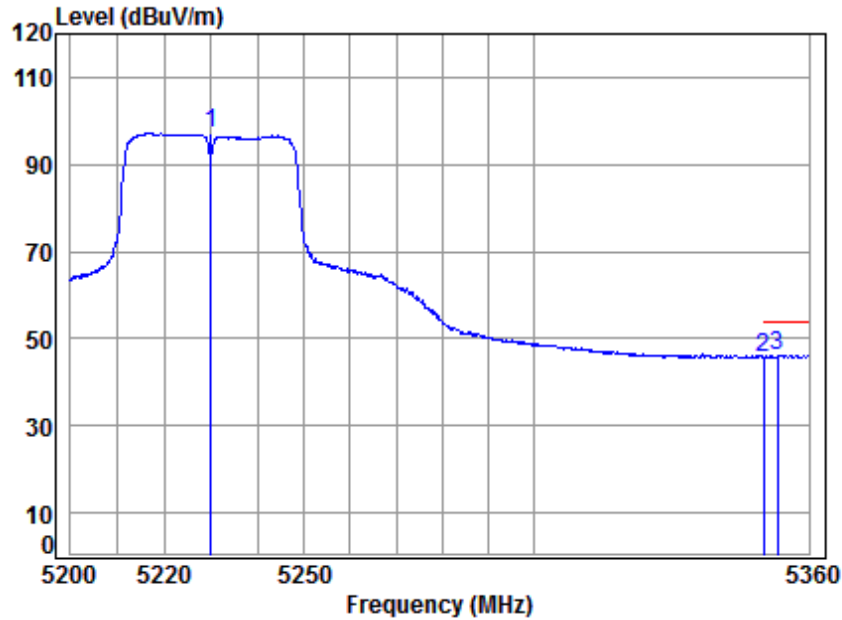
	Freq	Cable Loss	Ant Factor	Preamp Factor	Read Level	Level	Limit	Over	Remark
	MHz	dB	dB/m	dB	dBuV	dBuV/m	dBuV/m	dB	
1 pp	5230.000	8.45	34.39	42.28	104.69	105.25	68.20	37.05	peak
2	5350.020	8.63	34.48	42.17	51.81	52.75	74.00	-21.25	peak
3	5356.752	8.64	34.49	42.16	53.20	54.17	74.00	-19.83	peak



**SGS-CSTC Standards Technical Services Co., Ltd.
Shenzhen Branch**

Report No.: SZEM180700654903
Page: 662 of 783

Test mode:	802.11n(HT40)	Frequency(MHz):	5190	Average	Horizontal
------------	---------------	-----------------	------	---------	------------



Site : chamber
Condition: 3m HORIZONTAL
Job No : 06549RG
Mode : 5230 Band edge
Note : 5G WiFi 11N 40
Antenna : MIMO

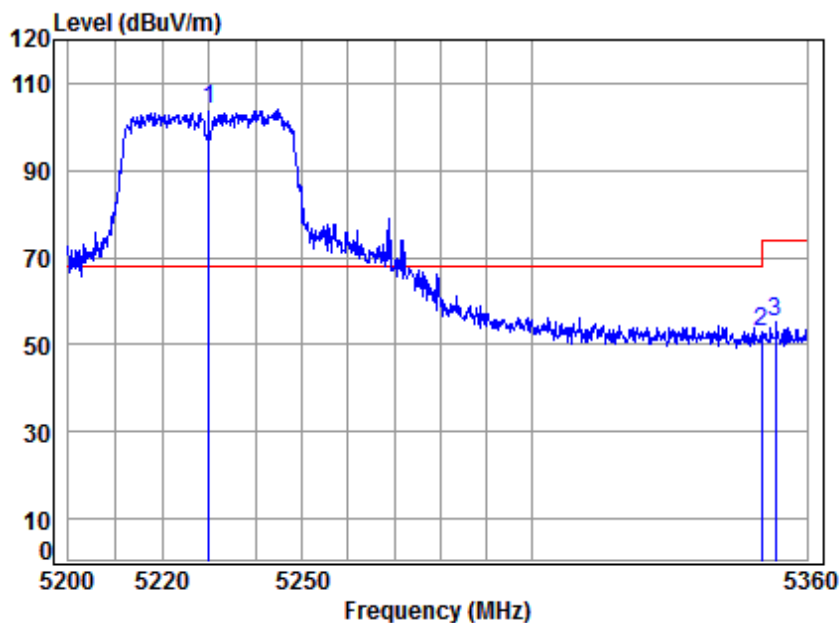
	Freq	Cable Loss	Ant Factor	Preamp Factor	Read Level	Level	Limit	Over	Remark
	MHz	dB	dB/m	dB	dBuV	dBuV/m	dBuV/m	dB	
1	5230.000	8.45	34.39	42.28	96.64	97.20	-----	-----	Average
2	5350.020	8.63	34.48	42.17	44.89	45.83	54.00	-8.17	Average
3 pp	5353.182	8.63	34.49	42.17	45.15	46.10	54.00	-7.90	Average



SGS-CSTC Standards Technical Services Co., Ltd. Shenzhen Branch

Report No.: SZEM180700654903
Page: 663 of 783

Test mode:	802.11n(HT40)	Frequency(MHz):	5230	Peak	Vertical
------------	---------------	-----------------	------	------	----------



Site : chamber
 Condition: 3m VERTICAL
 Job No : 06549RG
 Mode : 5230 Band edge
 Note : 5G WiFi 11N 40
 Antenna : MIMO

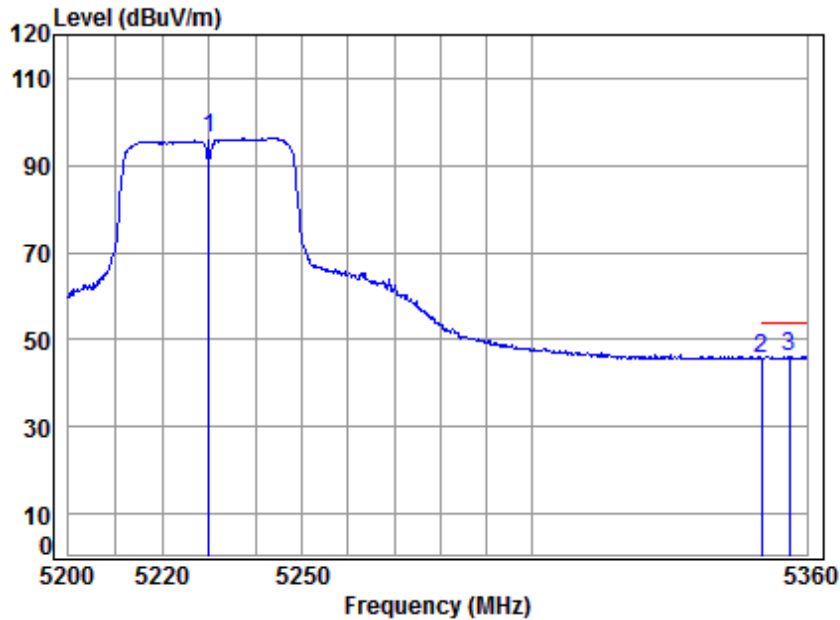
	Cable	Ant	Preamp	Read		Limit	Over	
Freq	Loss	Factor	Factor	Level	Level	Line	Limit	Remark
MHz	dB	dB/m	dB	dBuV	dBuV/m	dBuV/m	dB	
1 pp 5230.000	8.45	34.39	42.28	103.42	103.98	68.20	35.78	peak
2 5350.020	8.63	34.48	42.17	51.82	52.76	74.00	-21.24	peak
3 5353.182	8.63	34.49	42.17	54.08	55.03	74.00	-18.97	peak



**SGS-CSTC Standards Technical Services Co., Ltd.
Shenzhen Branch**

Report No.: SZEM180700654903
Page: 664 of 783

Test mode:	802.11n(HT40)	Frequency(MHz):	5230	Average	Vertical
------------	---------------	-----------------	------	---------	----------

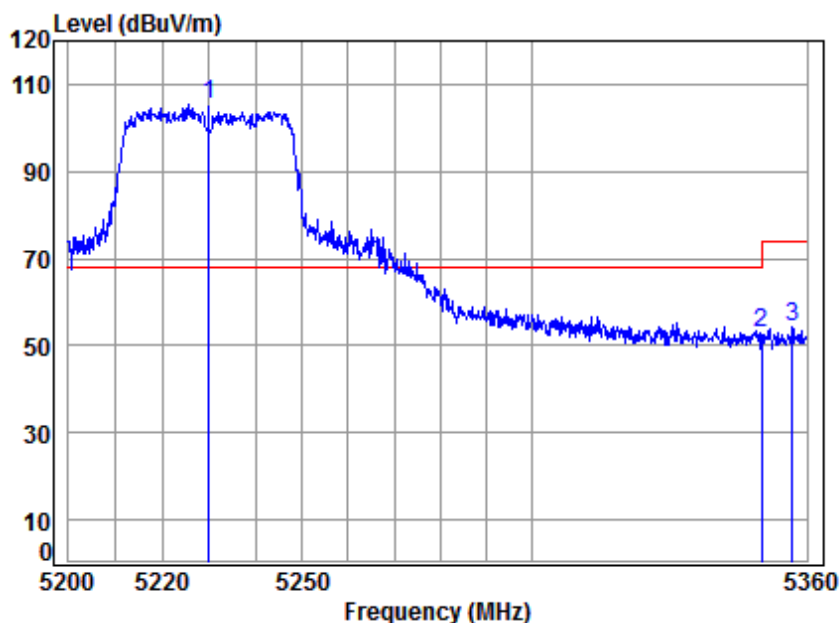


Site : chamber
Condition: 3m VERTICAL
Job No : 06549RG
Mode : 5230 Band edge
Note : 5G WiFi 11N 40
Antenna : MIMO

	Freq	Cable Loss	Ant Factor	Preamp Factor	Read Level	Level	Limit	Over	Remark
	MHz	dB	dB/m	dB	dBuV	dBuV/m	dBuV/m	dB	
1	5230.000	8.45	34.39	42.28	95.80	96.36	-----	-----	Average
2	5350.020	8.63	34.48	42.17	44.82	45.76	54.00	-8.24	Average
3	pp 5356.103	8.64	34.49	42.16	45.08	46.05	54.00	-7.95	Average



Test mode:	802.11n(HT40)	Frequency(MHz):	5230	Peak	Horizontal
------------	---------------	-----------------	------	------	------------



Site : chamber
Condition: 3m HORIZONTAL
Job No : 06549RG
Mode : 5230 Band edge
Note : 5G WiFi 11N 40
Antenna : MIMO

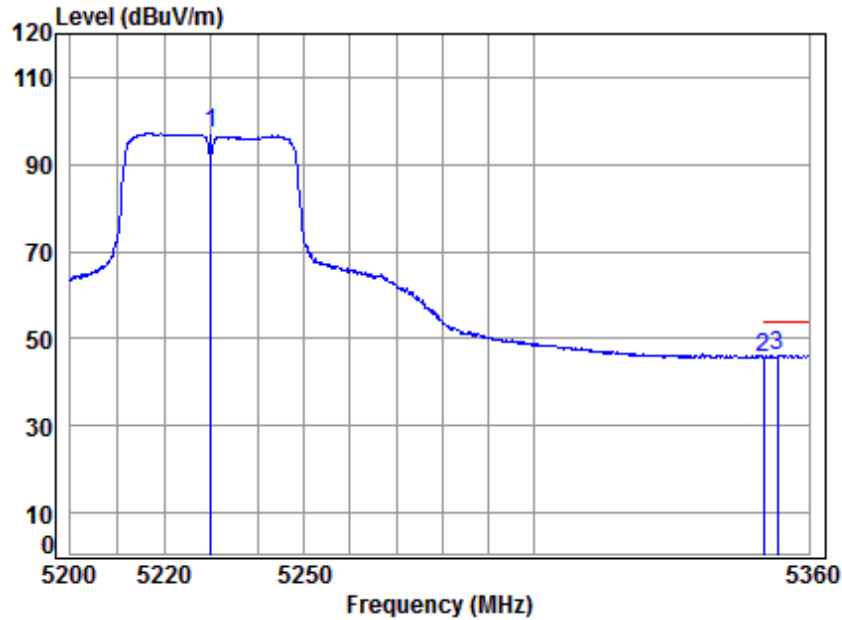
	Freq	Cable Loss	Ant Factor	Preamp Factor	Read Level	Level	Limit	Over	Remark
	MHz	dB	dB/m	dB	dBuV	dBuV/m	dBuV/m	dB	
1 pp	5230.000	8.45	34.39	42.28	104.69	105.25	68.20	37.05	peak
2	5350.020	8.63	34.48	42.17	51.81	52.75	74.00	-21.25	peak
3	5356.752	8.64	34.49	42.16	53.20	54.17	74.00	-19.83	peak



**SGS-CSTC Standards Technical Services Co., Ltd.
Shenzhen Branch**

Report No.: SZEM180700654903
Page: 666 of 783

Test mode:	802.11n(HT40)	Frequency(MHz):	5230	Average	Horizontal
------------	---------------	-----------------	------	---------	------------

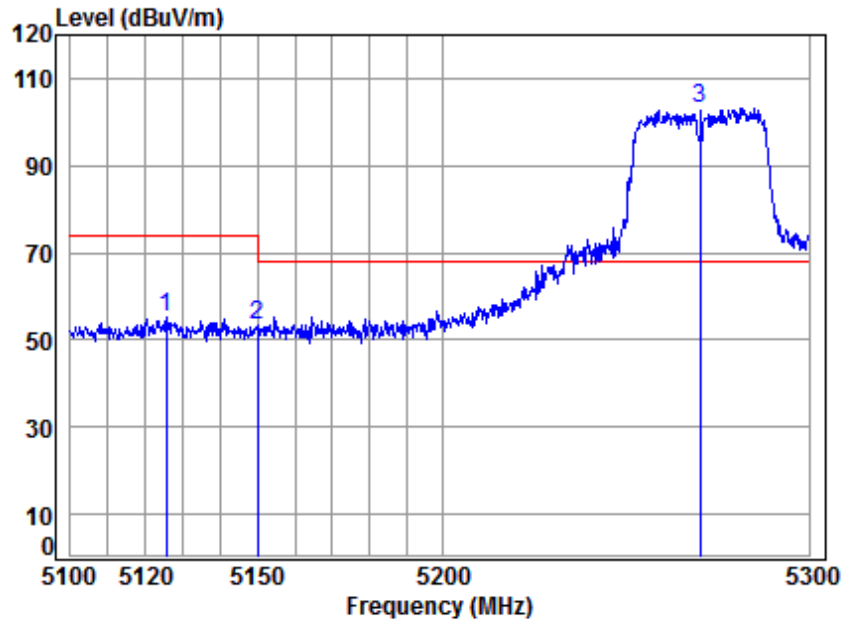


Site : chamber
Condition: 3m HORIZONTAL
Job No : 06549RG
Mode : 5230 Band edge
Note : 5G WiFi 11N 40
Antenna : MIMO

	Freq	Cable Loss	Ant Factor	Preamp Factor	Read Level	Level	Limit	Over	Remark
	MHz	dB	dB/m	dB	dBuV	dBuV/m	dBuV/m	dB	
1	5230.000	8.45	34.39	42.28	96.64	97.20	-----	-----	Average
2	5350.020	8.63	34.48	42.17	44.89	45.83	54.00	-8.17	Average
3 pp	5353.182	8.63	34.49	42.17	45.15	46.10	54.00	-7.90	Average



Test mode:	802.11n(HT40)	Frequency(MHz):	5270	Peak	Vertical
------------	---------------	-----------------	------	------	----------



Site : chamber
Condition: 3m VERTICAL
Job No : 06549RG
Mode : 5270 Band edge
: 5G WIFI 11N 40
: MIMO

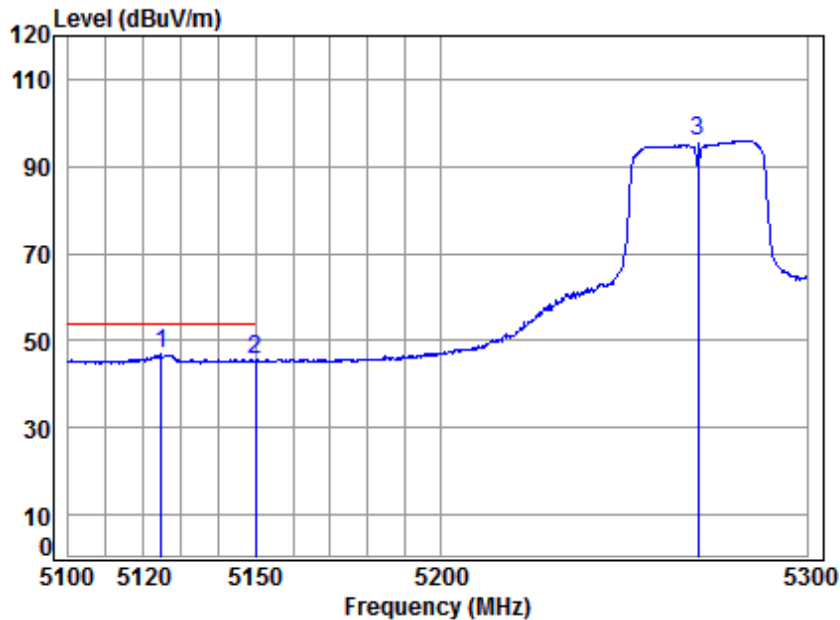
	Freq	Cable Loss	Ant Factor	Preamp Factor	Read Level	Limit Level	Over Limit	Remark
	MHz	dB	dB/m	dB	dBuV	dBuV/m	dBuV/m	dB
1	5125.567	8.29	34.30	42.38	55.00	55.21	74.00	-18.79 peak
2	5149.980	8.33	34.32	42.36	53.00	53.29	74.00	-20.71 peak
3 pp	5270.000	8.51	34.42	42.24	102.44	103.13	68.20	34.93 peak



**SGS-CSTC Standards Technical Services Co., Ltd.
Shenzhen Branch**

Report No.: SZEM180700654903
Page: 668 of 783

Test mode:	802.11n(HT40)	Frequency(MHz):	5270	Average	Vertical
------------	---------------	-----------------	------	---------	----------

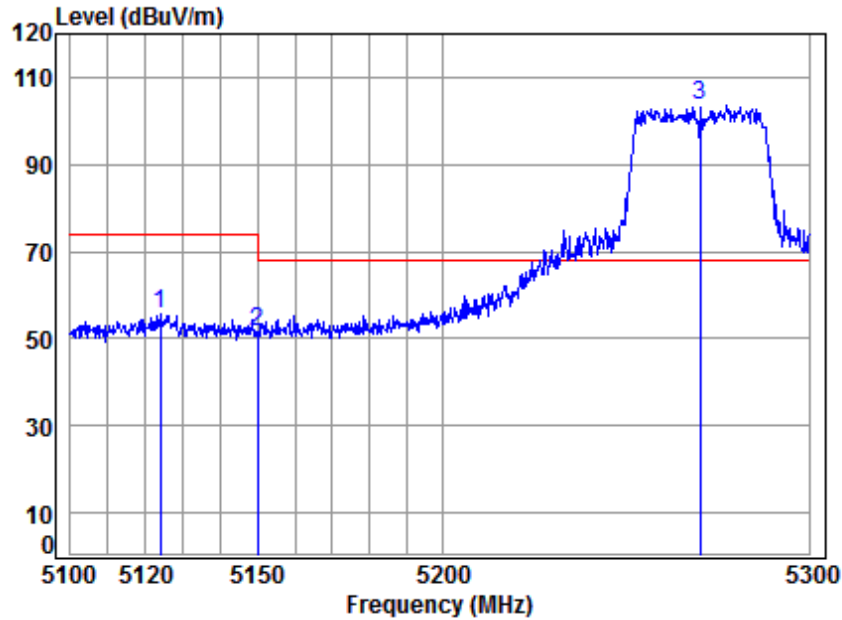


Site : chamber
Condition: 3m VERTICAL
Job No : 06549RG
Mode : 5270 Band edge
: 5G WIFI 11N 40
: MIMO

		Cable	Ant	Preamp	Read	Limit	Over		
	Freq	Loss	Factor	Factor	Level	Line	Limit	Remark	
	MHz	dB	dB/m	dB	dBuV	dBuV/m	dBuV/m	dB	
1	pp 5124.778	8.29	34.30	42.38	46.69	46.90	54.00	-7.10	Average
2	5149.980	8.33	34.32	42.36	45.11	45.40	54.00	-8.60	Average
3	5270.000	8.51	34.42	42.24	95.30	95.99	-----	-----	Average



Test mode:	802.11n(HT40)	Frequency(MHz):	5270	Peak	Horizontal
------------	---------------	-----------------	------	------	------------

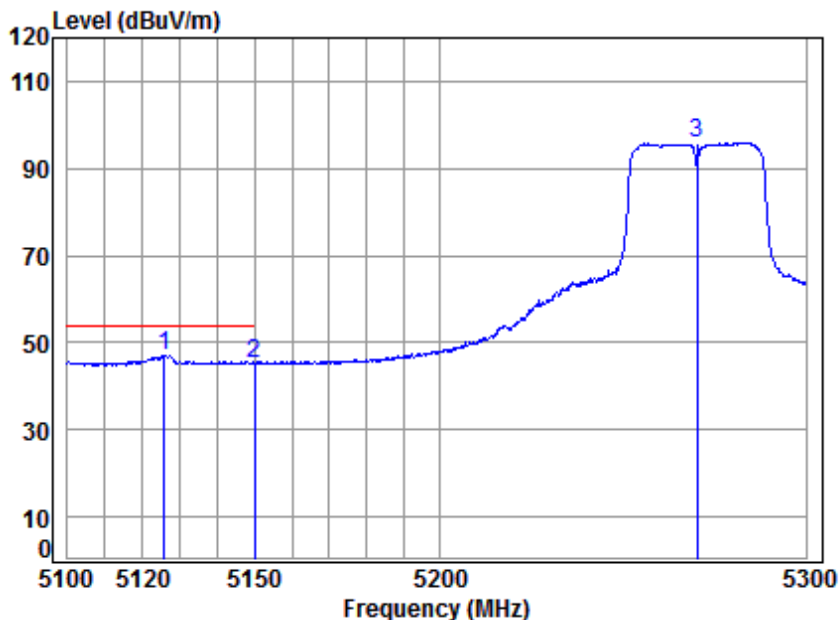


Site : chamber
Condition: 3m HORIZONTAL
Job No : 06549RG
Mode : 5270 Band edge
: 5G WIFI 11N 40
: MIMO

	Freq	Cable Loss	Ant Factor	Preamp Factor	Read Level	Level	Limit	Over	Remark
	MHz	dB	dB/m	dB	dBuV	dBuV/m	dBuV/m	dB	
1	5123.990	8.29	34.30	42.38	55.38	55.59	74.00	-18.41	peak
2	5149.980	8.33	34.32	42.36	51.48	51.77	74.00	-22.23	peak
3 pp	5270.000	8.51	34.42	42.24	102.69	103.38	68.20	35.18	peak



Test mode:	802.11n(HT40)	Frequency(MHz):	5270	Average	Horizontal
------------	---------------	-----------------	------	---------	------------



Site : chamber
Condition: 3m HORIZONTAL
Job No : 06549RG
Mode : 5270 Band edge
: 5G WIFI 11N 40
: MIMO

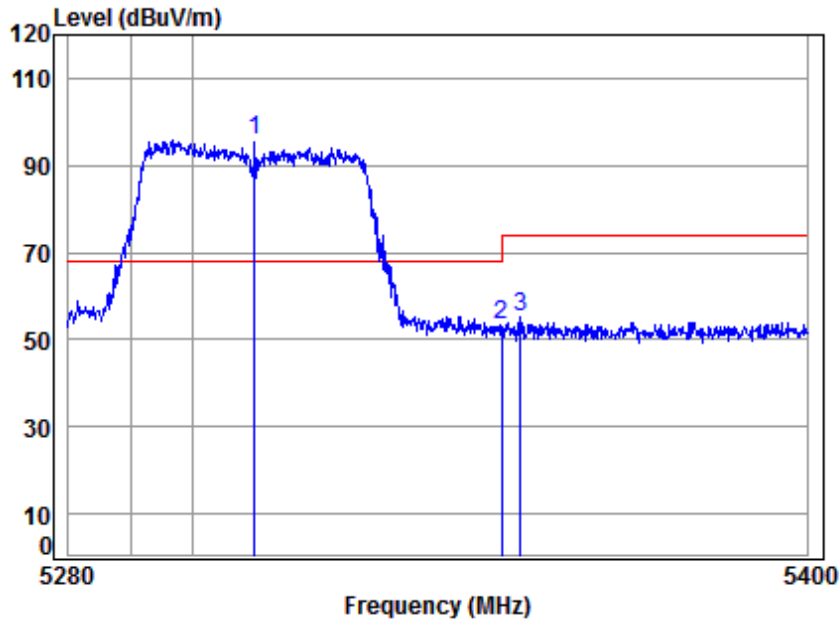
		Cable	Ant	Preamp	Read	Limit	Over		
	Freq	Loss	Factor	Factor	Level	Line	Limit	Remark	
	MHz	dB	dB/m	dB	dBuV	dBuV/m	dBuV/m	dB	
1	pp 5125.764	8.29	34.30	42.38	46.74	46.95	54.00	-7.05	Average
2	5149.980	8.33	34.32	42.36	45.02	45.31	54.00	-8.69	Average
3	5270.000	8.51	34.42	42.24	95.18	95.87	-----	-----	Average



**SGS-CSTC Standards Technical Services Co., Ltd.
Shenzhen Branch**

Report No.: SZEM180700654903
Page: 671 of 783

Test mode:	802.11n(HT40)	Frequency(MHz):	5310	Peak	Vertical
------------	---------------	-----------------	------	------	----------



Site : chamber
 Condition: 3m VERTICAL
 Job No : 06549RG
 Mode : 5310 Band edge
 : 5G WIFI 11N 40
 : MIMO

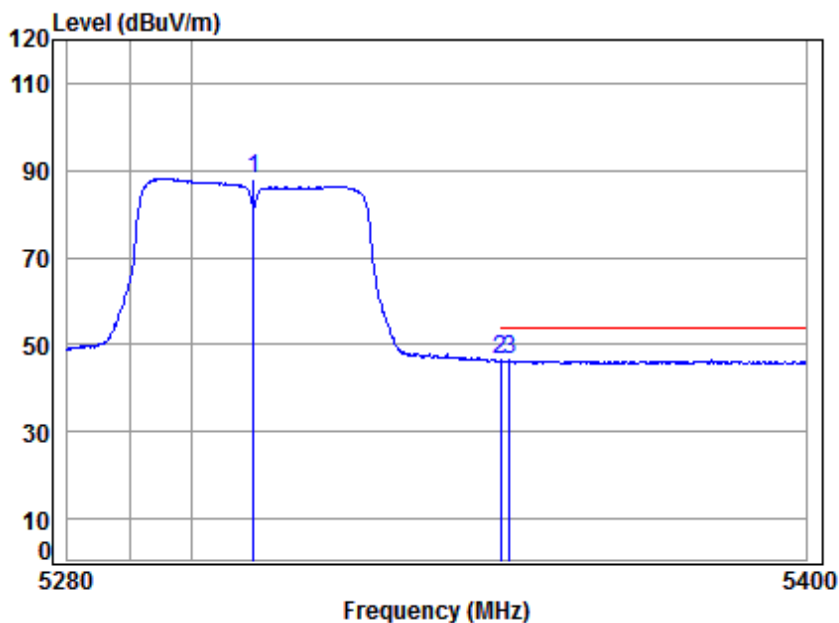
		Cable	Ant	Preamp	Read	Limit	Over	
	Freq	Loss	Factor	Factor	Level	Level	Line	Limit Remark
	MHz	dB	dB/m	dB	dBuV	dBuV/m	dBuV/m	dB
1 pp	5310.000	8.57	34.45	42.21	94.80	95.61	68.20	27.41 peak
2	5350.020	8.63	34.48	42.17	52.46	53.40	74.00	-20.60 peak
3	5353.120	8.63	34.49	42.17	54.43	55.38	74.00	-18.62 peak



SGS-CSTC Standards Technical Services Co., Ltd. Shenzhen Branch

Report No.: SZEM180700654903
Page: 672 of 783

Test mode:	802.11n(HT40)	Frequency(MHz):	5310	Average	Vertical
------------	---------------	-----------------	------	---------	----------



Site : chamber
 Condition: 3m VERTICAL
 Job No : 06549RG
 Mode : 5310 Band edge
 : 5G WIFI 11N 40
 : MIMO

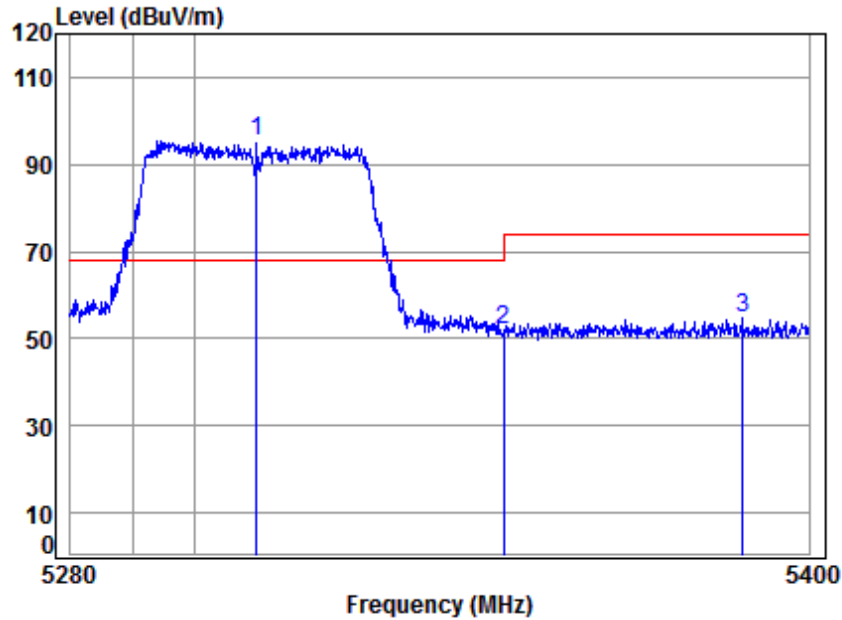
		Cable	Ant	Preamp	Read	Limit	Over	
	Freq	Loss	Factor	Factor	Level	Level	Line	Limit Remark
	MHz	dB	dB/m	dB	dBuV	dBuV/m	dBuV/m	dB
1	5310.000	8.57	34.45	42.21	87.42	88.23	-----	----- Average
2	5350.020	8.63	34.48	42.17	45.45	46.39	54.00	-7.61 Average
3	pp 5351.556	8.63	34.49	42.17	45.48	46.43	54.00	-7.57 Average



**SGS-CSTC Standards Technical Services Co., Ltd.
Shenzhen Branch**

Report No.: SZEM180700654903
Page: 673 of 783

Test mode:	802.11n(HT40)	Frequency(MHz):	5310	Peak	Horizontal
------------	---------------	-----------------	------	------	------------



Site : chamber
Condition: 3m HORIZONTAL
Job No : 06549RG
Mode : 5310 Band edge
: 5G WIFI 11N 40
: MIMO

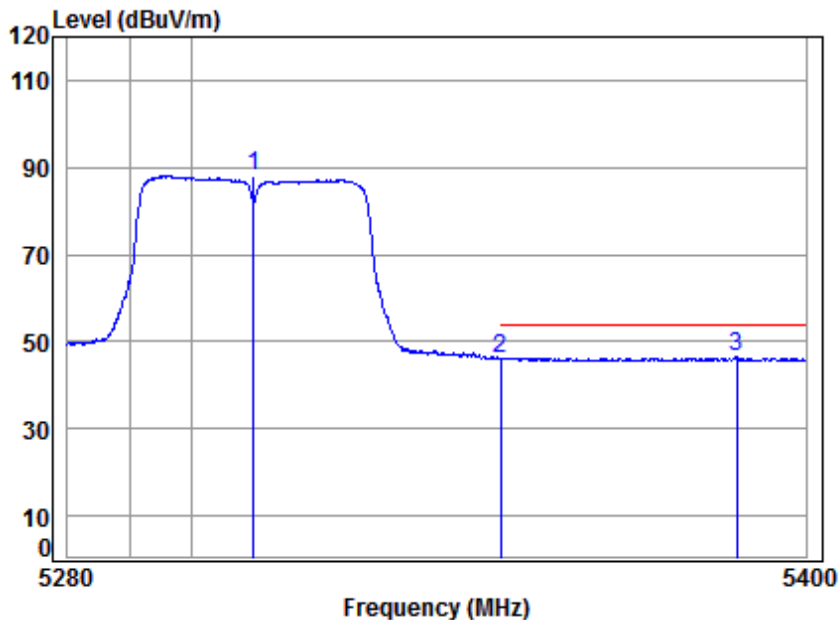
		Cable	Ant	Preamp	Read	Limit	Over	
	Freq	Loss	Factor	Factor	Level	Line	Limit	Remark
	MHz	dB	dB/m	dB	dBuV	dBuV/m	dBuV/m	dB
1 pp	5310.000	8.57	34.45	42.21	94.36	95.17	68.20	26.97 peak
2	5350.020	8.63	34.48	42.17	51.10	52.04	74.00	-21.96 peak
3	5389.089	8.69	34.51	42.13	53.59	54.66	74.00	-19.34 peak



**SGS-CSTC Standards Technical Services Co., Ltd.
Shenzhen Branch**

Report No.: SZEM180700654903
Page: 674 of 783

Test mode:	802.11n(HT40)	Frequency(MHz):	5310	Average	Horizontal
------------	---------------	-----------------	------	---------	------------



Site : chamber
 Condition: 3m HORIZONTAL
 Job No : 06549RG
 Mode : 5310 Band edge
 : 5G WIFI 11N 40
 : MIMO

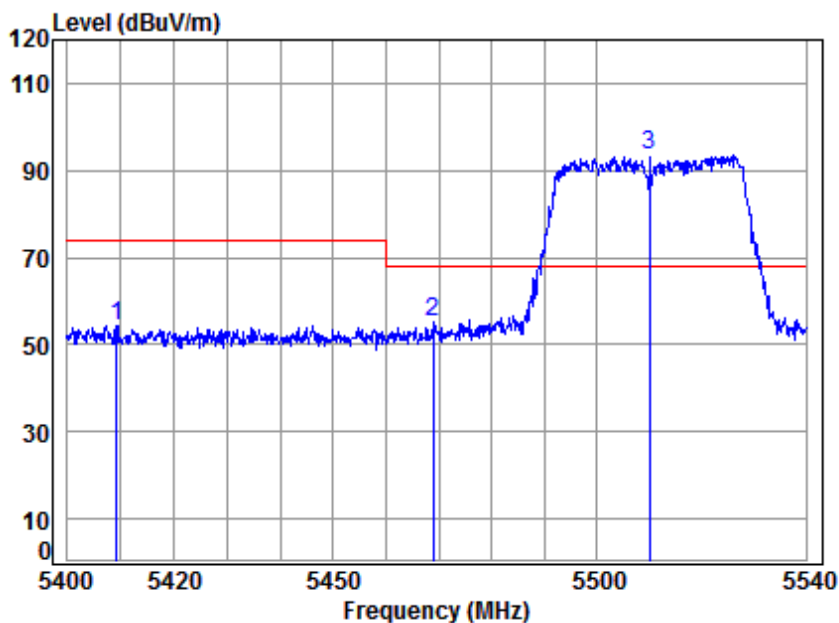
	Freq	Cable Loss	Ant Factor	Preamp Factor	Read Level	Limit Level	Limit Line	Over Limit	Remark
	MHz	dB	dB/m	dB	dBuV	dBuV/m	dBuV/m	dB	
1	5310.000	8.57	34.45	42.21	87.22	88.03	-----	-----	Average
2	5350.020	8.63	34.48	42.17	45.36	46.30	54.00	-7.70	Average
3	pp 5388.605	8.69	34.51	42.13	45.33	46.40	54.00	-7.60	Average



SGS-CSTC Standards Technical Services Co., Ltd. Shenzhen Branch

Report No.: SZEM180700654903
Page: 675 of 783

Test mode:	802.11n(HT40)	Frequency(MHz):	5510	Peak	Vertical
------------	---------------	-----------------	------	------	----------



Site : chamber
 Condition: 3m HORIZONTAL
 Job No : 06549RG
 Mode : 5510 Band edge
 : 5G WIFI 11N 40
 : MIMO

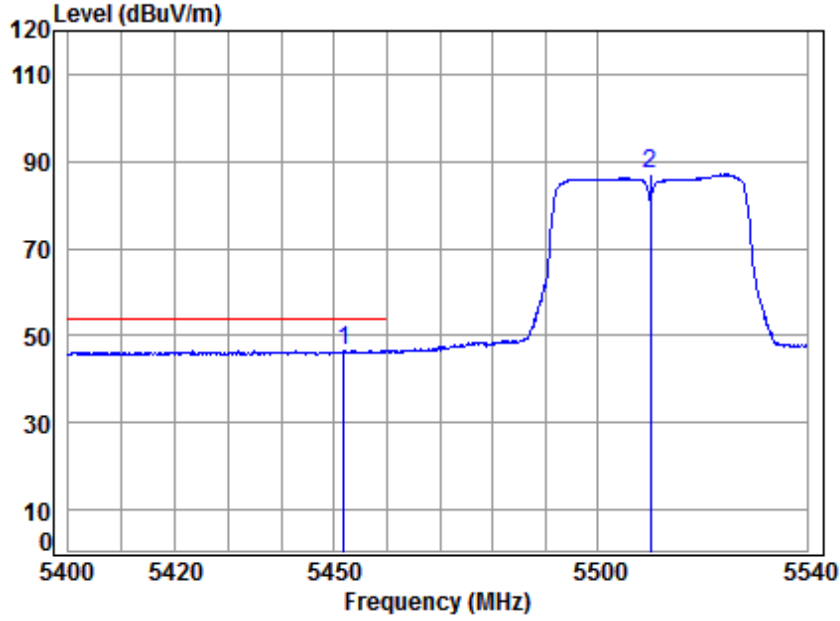
	Cable	Ant	Preamp	Read	Limit	Over		
Freq	Loss	Factor	Factor	Level	Level	Line	Limit	Remark
MHz	dB	dB/m	dB	dBuV	dBuV/m	dBuV/m	dB	
1	5409.269	8.72	34.53	42.11	53.08	54.22	74.00	-19.78 peak
2	5468.852	8.80	34.58	42.06	53.75	55.07	68.20	-13.13 peak
3	pp 5510.000	8.89	34.61	42.02	92.01	93.49	68.20	25.29 peak



**SGS-CSTC Standards Technical Services Co., Ltd.
Shenzhen Branch**

Report No.: SZEM180700654903
Page: 676 of 783

Test mode:	802.11n(HT40)	Frequency(MHz):	5510	Average	Vertical
------------	---------------	-----------------	------	---------	----------



Site : chamber
Condition: 3m HORIZONTAL
Job No : 06549RG
Mode : 5510 Band edge
: 5G WIFI 11N 40
: MIMO

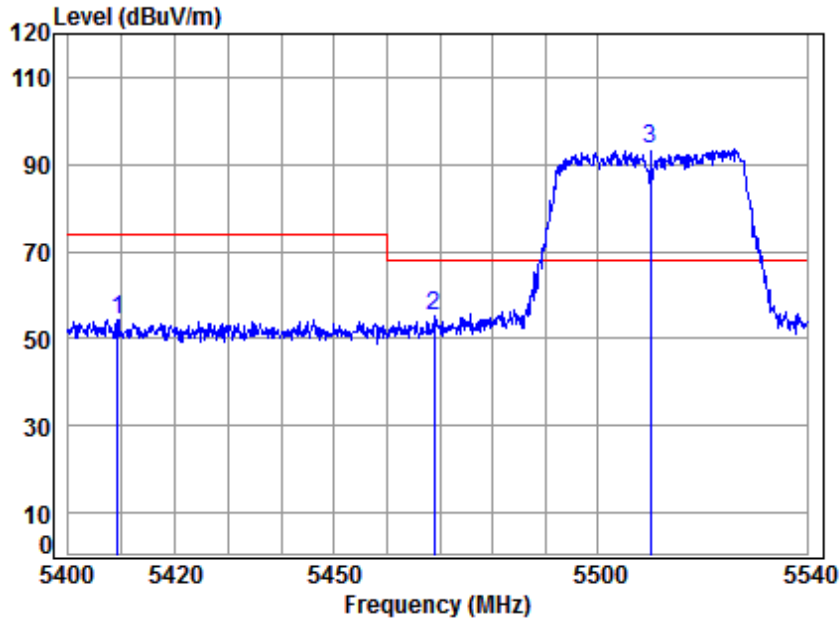
	Freq	Cable Loss	Ant Factor	Preamp Factor	Read Level	Limit Level	Over Line	Remark
	MHz	dB	dB/m	dB	dBuV	dBuV/m	dBuV/m	dB
1 pp	5451.801	8.78	34.56	42.08	45.36	46.62	54.00	-7.38 Average
2	5510.000	8.89	34.61	42.02	85.45	86.93	-----	----- Average



**SGS-CSTC Standards Technical Services Co., Ltd.
Shenzhen Branch**

Report No.: SZEM180700654903
Page: 677 of 783

Test mode:	802.11n(HT40)	Frequency(MHz):	5510	Peak	Horizontal
------------	---------------	-----------------	------	------	------------



Site : chamber
Condition: 3m HORIZONTAL
Job No : 06549RG
Mode : 5510 Band edge
: 5G WIFI 11N 40
: MIMO

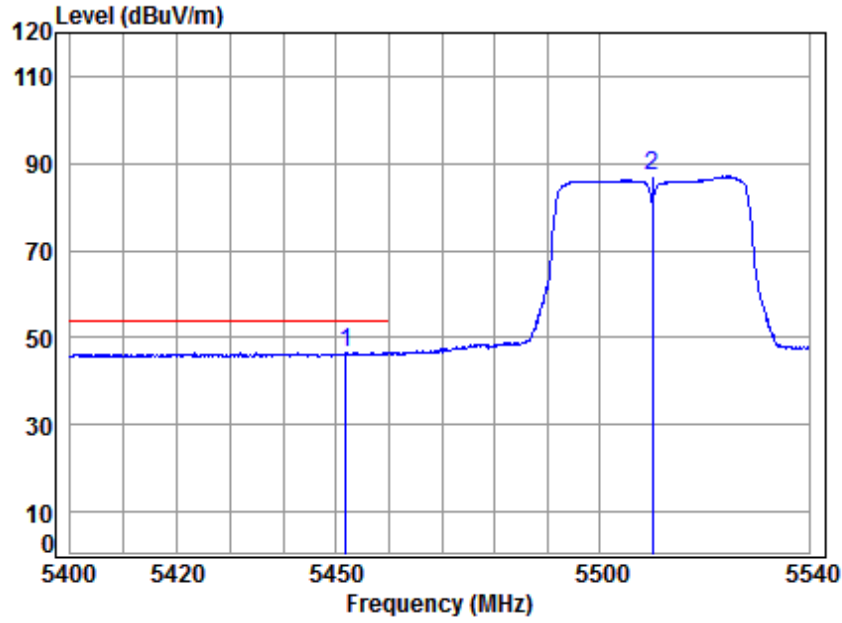
	Freq	Cable Loss	Ant Factor	Preamp Factor	Read Level	Level	Limit	Over	Remark
	MHz	dB	dB/m	dB	dBuV	dBuV/m	dBuV/m	dB	
1	5409.269	8.72	34.53	42.11	53.08	54.22	74.00	-19.78	peak
2	5468.852	8.80	34.58	42.06	53.75	55.07	68.20	-13.13	peak
3 pp	5510.000	8.89	34.61	42.02	92.01	93.49	68.20	25.29	peak



**SGS-CSTC Standards Technical Services Co., Ltd.
Shenzhen Branch**

Report No.: SZEM180700654903
Page: 678 of 783

Test mode:	802.11n(HT40)	Frequency(MHz):	5510	Average	Horizontal
------------	---------------	-----------------	------	---------	------------



Site : chamber
Condition: 3m HORIZONTAL
Job No : 06549RG
Mode : 5510 Band edge
: 5G WIFI 11N 40
: MIMO

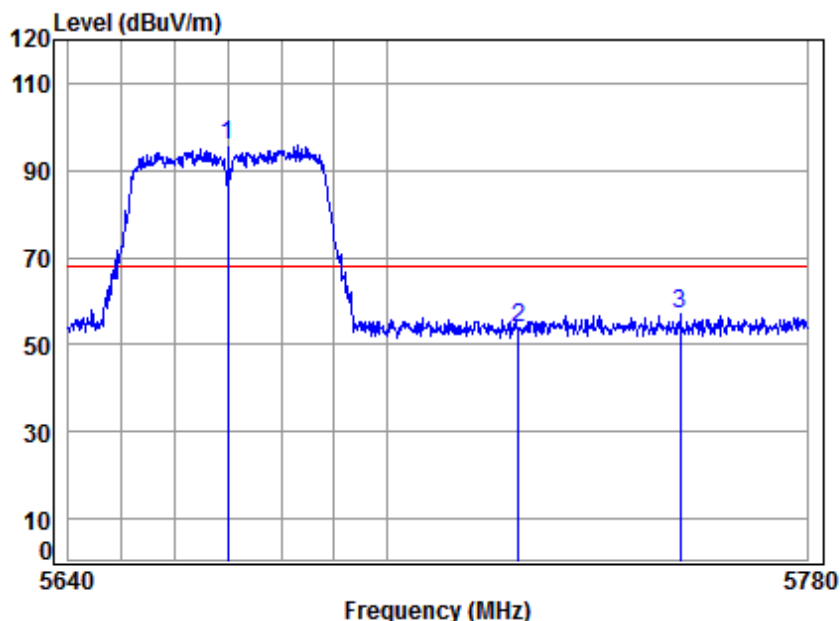
	Freq	Cable Loss	Ant Factor	Preamp Factor	Read Level	Limit Level	Over Limit	Remark
	MHz	dB	dB/m	dB	dBuV	dBuV/m	dBuV/m	dB
1 pp	5451.801	8.78	34.56	42.08	45.36	46.62	54.00	-7.38 Average
2	5510.000	8.89	34.61	42.02	85.45	86.93	-----	----- Average



SGS-CSTC Standards Technical Services Co., Ltd. Shenzhen Branch

Report No.: SZEM180700654903
Page: 679 of 783

Test mode:	802.11n(HT40)	Frequency(MHz):	5670	Peak	Vertical
------------	---------------	-----------------	------	------	----------



Site : chamber
 Condition: 3m VERTICAL
 Job No : 06549RG
 Mode : 5670 Band edge
 : 5G WIFI 11N 40
 : MIMO

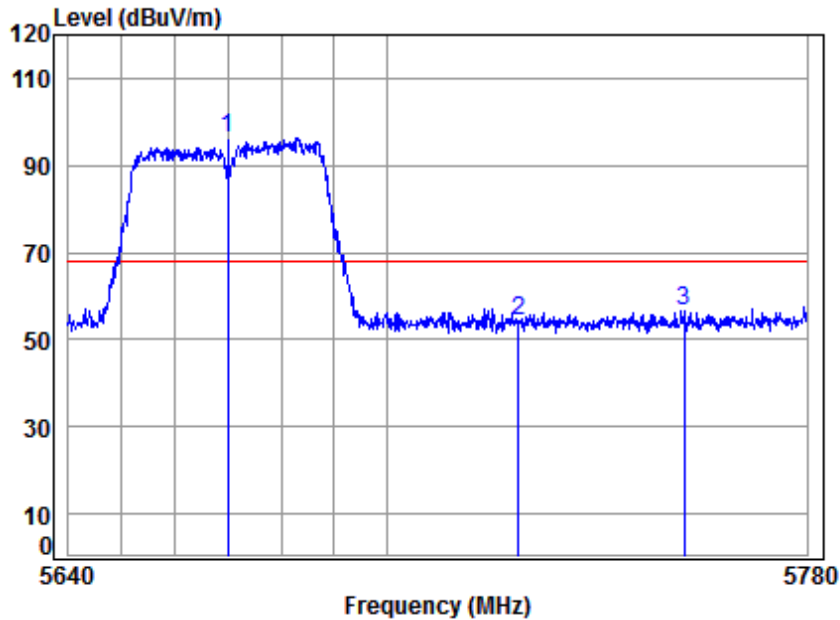
	Cable	Ant	Preamp	Read		Limit	Over	
Freq	Loss	Factor	Factor	Level	Level	Line	Limit	Remark
MHz	dB	dB/m	dB	dBuV	dBuV/m	dBuV/m	dB	
1 pp 5670.000	9.45	34.77	41.88	93.30	95.64	68.20	27.44	peak
2 5725.000	9.64	34.83	41.84	51.20	53.83	68.20	-14.37	peak
3 5755.675	9.75	34.86	41.81	54.41	57.21	68.20	-10.99	peak



**SGS-CSTC Standards Technical Services Co., Ltd.
Shenzhen Branch**

Report No.: SZEM180700654903
Page: 680 of 783

Test mode:	802.11n(HT40)	Frequency(MHz):	5670	Peak	Horizontal
------------	---------------	-----------------	------	------	------------



Site : chamber
Condition: 3m HORIZONTAL
Job No : 06549RG
Mode : 5670 Band edge
: 5G WIFI 11N 40
: MIMO

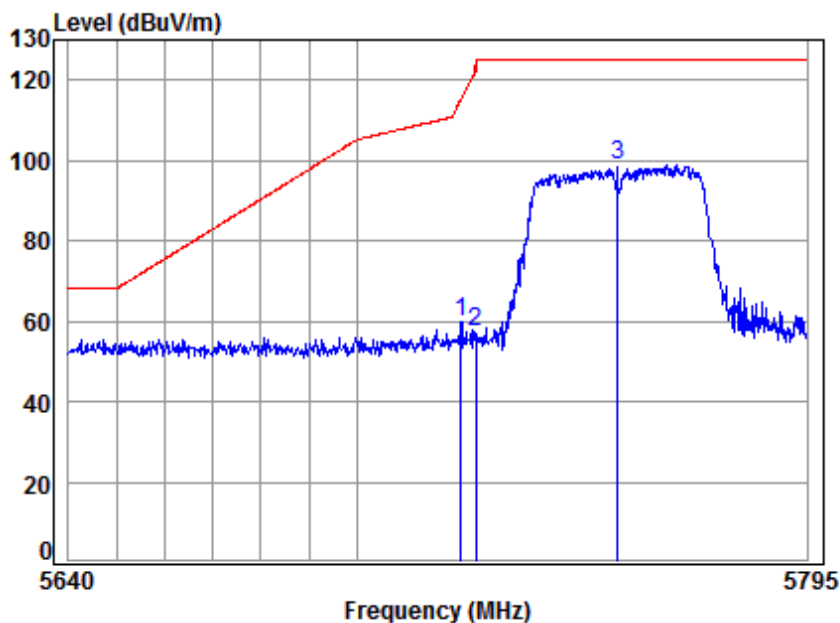
	Cable	Ant	Preamp	Read	Limit	Over		
Freq	Loss	Factor	Factor	Level	Level	Line	Limit	Remark
MHz	dB	dB/m	dB	dBuV	dBuV/m	dBuV/m	dB	
1 pp 5670.000	9.45	34.77	41.88	93.87	96.21	68.20	28.01	peak
2 5725.000	9.64	34.83	41.84	51.68	54.31	68.20	-13.89	peak
3 5756.522	9.75	34.86	41.81	53.78	56.58	68.20	-11.62	peak



SGS-CSTC Standards Technical Services Co., Ltd. Shenzhen Branch

Report No.: SZEM180700654903
Page: 681 of 783

Test mode:	802.11n(HT40)	Frequency(MHz):	5755	Peak	Vertical
------------	---------------	-----------------	------	------	----------



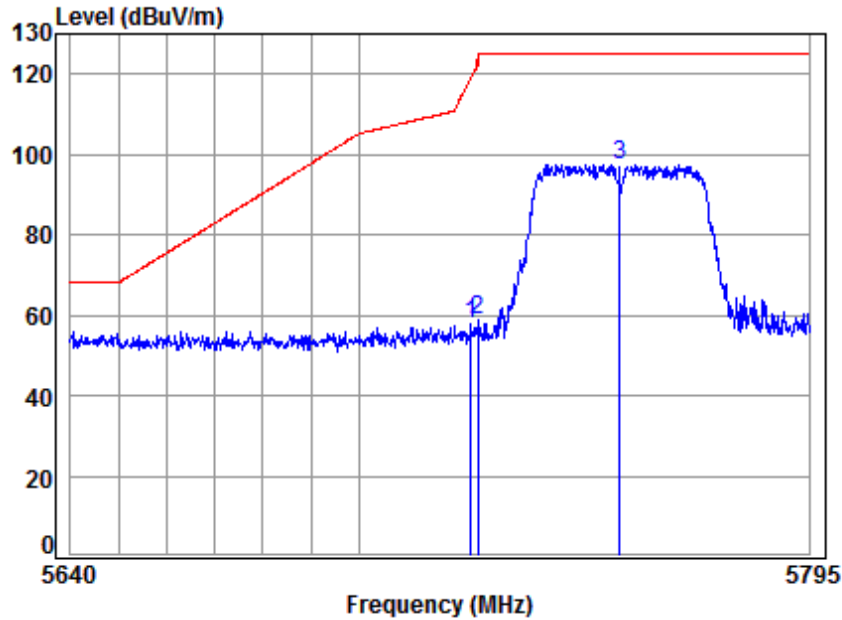
Site : chamber
 Condition: 3m VERTICAL
 Job No : 06549CR
 Mode : 5755 Band edge
 : 5G WIFI 11N 40
 : MIMO

	Cable	Ant	Preamp	Read		Limit	Over	
Freq	Loss	Factor	Factor	Level	Level	Line	Limit	Remark
MHz	dB	dB/m	dB	dBuV	dBuV/m	dBuV/m	dB	
1	5721.937	9.63	34.83	41.84	57.39	60.01	115.22	-55.21 peak
2	5725.000	9.64	34.83	41.84	54.68	57.31	122.20	-64.89 peak
3	pp 5755.000	9.75	34.86	41.81	96.28	99.08	125.20	-26.12 peak

This document is issued by the Company subject to its General Conditions of Service printed overleaf, available on request or accessible at <http://www.sgs.com/en/Terms-and-Conditions.aspx> and, for electronic format documents, subject to Terms and Conditions for Electronic Documents at <http://www.sgs.com/en/Terms-and-Conditions/Terms-e-Documents.aspx>. Attention is drawn to the limitation of liability, indemnification and jurisdiction issues defined therein. Any holder of this document is advised that information contained hereon reflects the Company's findings at the time of its intervention only and within the limits of Client's instructions, if any. The Company's sole responsibility is to its Client and this document does not exonerate parties to a transaction from exercising all their rights and obligations under the transaction documents. This document cannot be reproduced except in full, without prior written approval of the Company. Any unauthorized alteration, forgery or falsification of the content or appearance of this document is unlawful and offenders may be prosecuted to the fullest extent of the law. Unless otherwise stated the results shown in this test report refer only to the sample(s) tested and such sample(s) are retained for 30 days only.



Test mode:	802.11n(HT40)	Frequency(MHz):	5755	Peak	Horizontal
------------	---------------	-----------------	------	------	------------

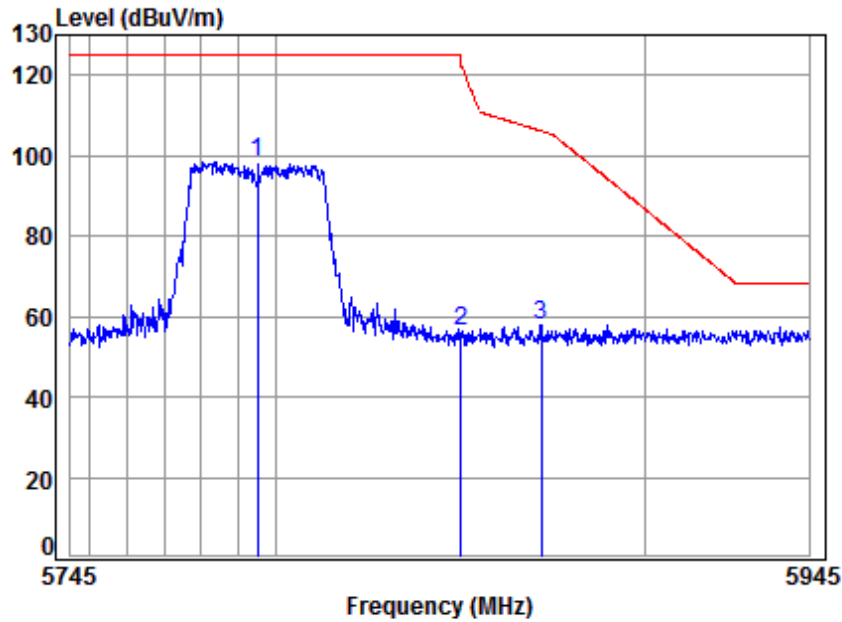


Site : chamber
Condition: 3m HORIZONTAL
Job No : 06549CR
Mode : 5755 Band edge
: 5G WIFI 11N 40
: MIMO

	Freq	Cable Loss	Ant Factor	Preamp Factor	Read Level	Level	Limit	Over	Remark
	MHz	dB	dB/m	dB	dBuV	dBuV/m	dBuV/m	dB	
1	5723.488	9.64	34.83	41.84	55.15	57.78	118.75	-60.97	peak
2	5725.000	9.64	34.83	41.84	56.00	58.63	122.20	-63.57	peak
3 pp	5755.000	9.75	34.86	41.81	94.65	97.45	125.20	-27.75	peak



Test mode:	802.11n(HT40)	Frequency(MHz):	5795	Peak	Vertical
------------	---------------	-----------------	------	------	----------



Site : chamber
Condition: 3m VERTICAL
Job No : 06549CR
Mode : 5795 Band edge
: 5G WIFI 11N 40
: MIMO

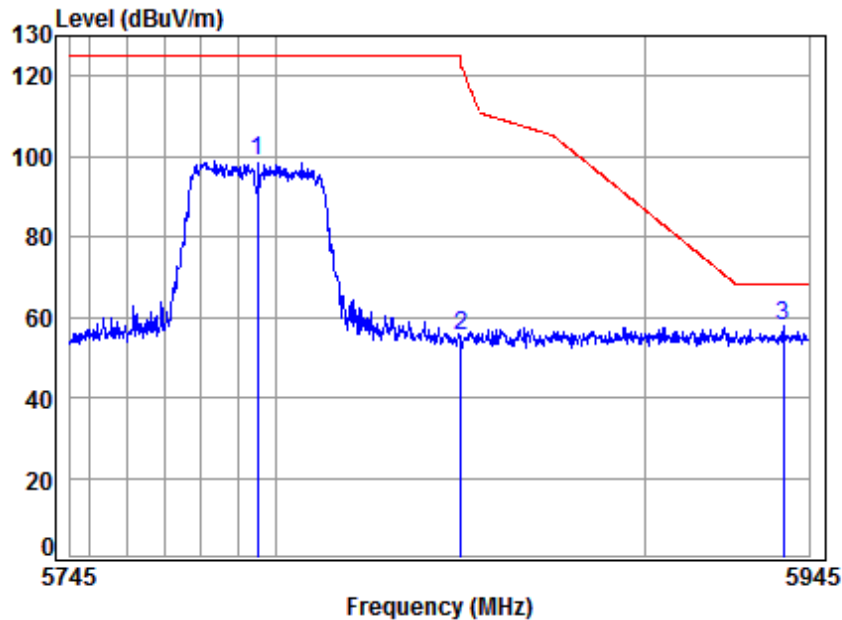
	Cable	Ant	Preamp	Read	Limit	Over		
Freq	Loss	Factor	Factor	Level	Level	Line	Limit	Remark
MHz	dB	dB/m	dB	dBuV	dBuV/m	dBuV/m	dB	
1 pp 5795.000	9.88	34.90	41.78	95.55	98.55	125.20	-26.65	peak
2 5850.000	10.07	34.95	41.73	53.12	56.41	122.20	-65.79	peak
3 5871.809	10.14	34.98	41.71	54.65	58.06	106.09	-48.03	peak



**SGS-CSTC Standards Technical Services Co., Ltd.
Shenzhen Branch**

Report No.: SZEM180700654903
Page: 684 of 783

Test mode:	802.11n(HT40)	Frequency(MHz):	5795	Peak	Horizontal
------------	---------------	-----------------	------	------	------------



Site : chamber
Condition: 3m HORIZONTAL
Job No : 06549CR
Mode : 5795 Band edge
: 5G WIFI 11N 40
: MIMO

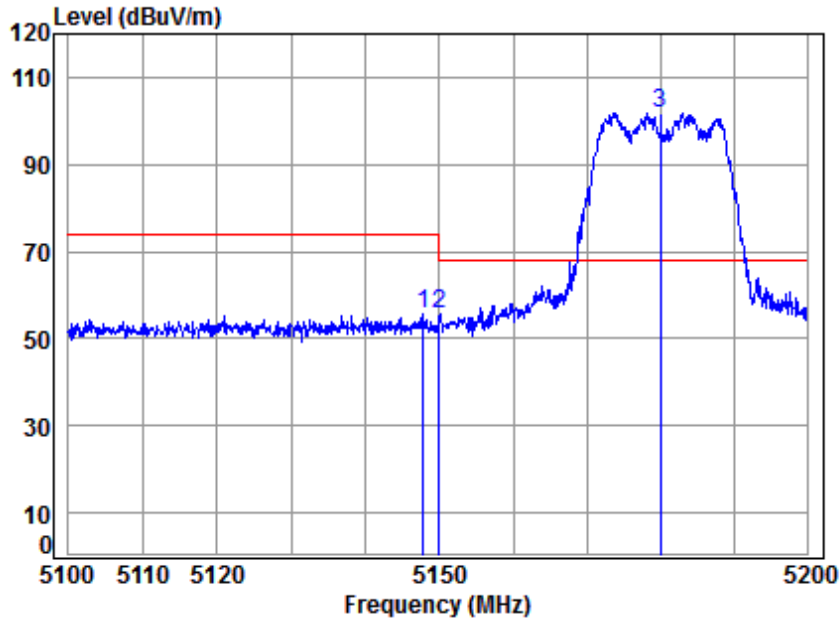
	Freq	Cable Loss	Ant Factor	Preamp Factor	Read Level	Limit Level	Limit Line	Over Limit	Remark
	MHz	dB	dB/m	dB	dBuV	dBuV/m	dBuV/m	dB	
1	5795.000	9.88	34.90	41.78	95.63	98.63	125.20	-26.57	peak
2	5850.000	10.07	34.95	41.73	52.11	55.40	122.20	-66.80	peak
3 pp	5937.884	10.36	35.04	41.66	54.04	57.78	68.20	-10.42	peak



**SGS-CSTC Standards Technical Services Co., Ltd.
Shenzhen Branch**

Report No.: SZEM180700654903
Page: 685 of 783

Test mode:	802.11ac(HT20)_MIMO	Frequency(MHz):	5180	Peak	Vertical
------------	---------------------	-----------------	------	------	----------



Site : chamber
Condition: 3m VERTICAL
Job No : 06549RG
Mode : 5180 Band edge
Note : 5G WiFi 11AC 20
Antenna : MIMO

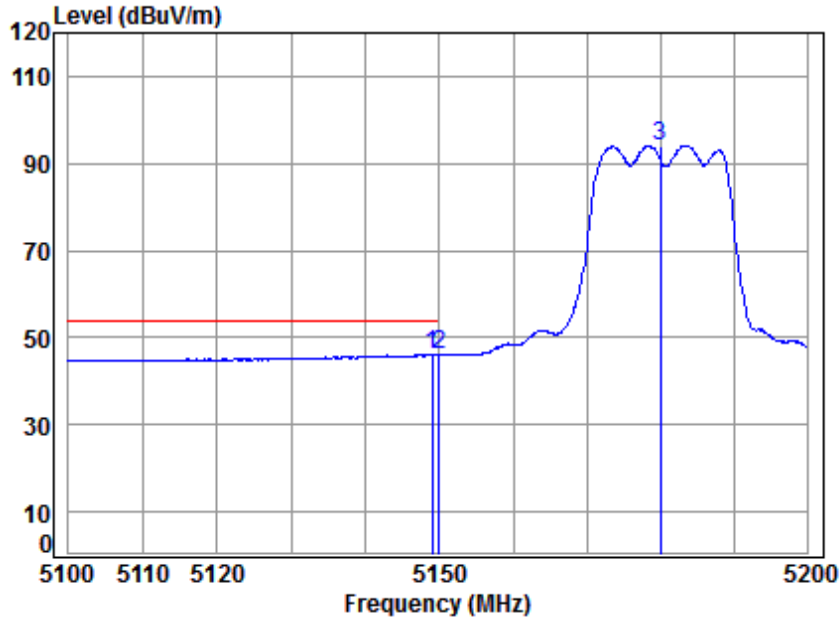
	Freq	Cable Loss	Ant Factor	Preamp Factor	Read Level	Level	Limit	Over	Remark
	MHz	dB	dB/m	dB	dBuV	dBuV/m	dBuV/m	dB	
1	5147.857	8.32	34.32	42.36	55.24	55.52	74.00	-18.48	peak
2	5149.980	8.33	34.32	42.36	55.17	55.46	74.00	-18.54	peak
3 pp	5180.000	8.37	34.35	42.33	101.27	101.66	68.20	33.46	peak



**SGS-CSTC Standards Technical Services Co., Ltd.
Shenzhen Branch**

Report No.: SZEM180700654903
Page: 686 of 783

Test mode:	802.11ac(HT20)_MIMO	Frequency(MHz):	5180	Average	Vertical
------------	---------------------	-----------------	------	---------	----------



Site : chamber
Condition: 3m VERTICAL
Job No : 06549RG
Mode : 5180 Band edge
Note : 5G WiFi 11AC 20
Antenna : MIMO

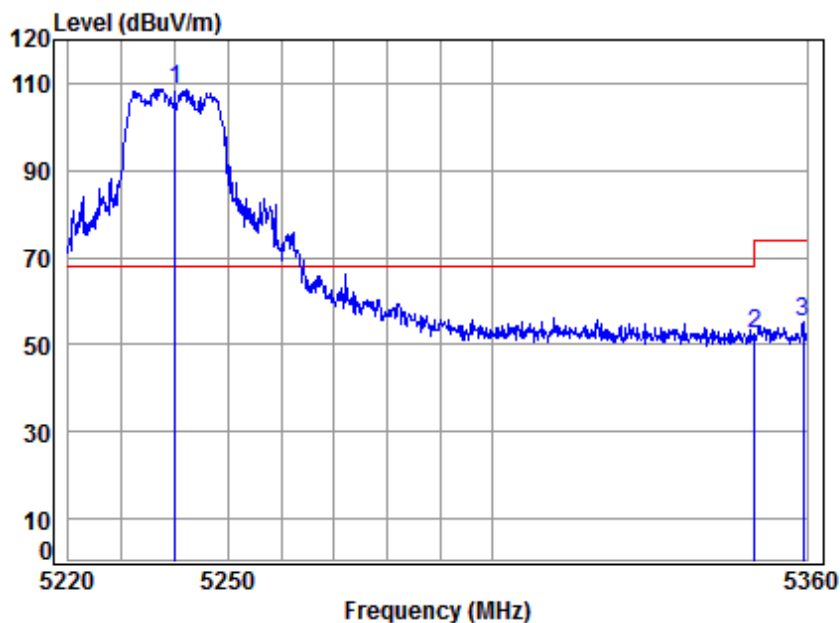
	Freq	Cable Loss	Ant Factor	Preamp Factor	Read Level	Level	Limit	Over	Remark
	MHz	dB	dB/m	dB	dBuV	dBuV/m	dBuV/m	dB	
1	5148.958	8.32	34.32	42.36	45.76	46.04	54.00	-7.96	Average
2	pp 5149.980	8.33	34.32	42.36	45.87	46.16	54.00	-7.84	Average
3	5180.000	8.37	34.35	42.33	93.75	94.14	-----	-----	Average



SGS-CSTC Standards Technical Services Co., Ltd. Shenzhen Branch

Report No.: SZEM180700654903
Page: 687 of 783

Test mode:	802.11ac(HT20)_MIMO	Frequency(MHz):	5180	Peak	Horizontal
------------	---------------------	-----------------	------	------	------------



Site : chamber
 Condition: 3m HORIZONTAL
 Job No : 06549RG
 Mode : 5240 Band edge
 Note : 5G WiFi 11AC 20
 Antenna : MIMO

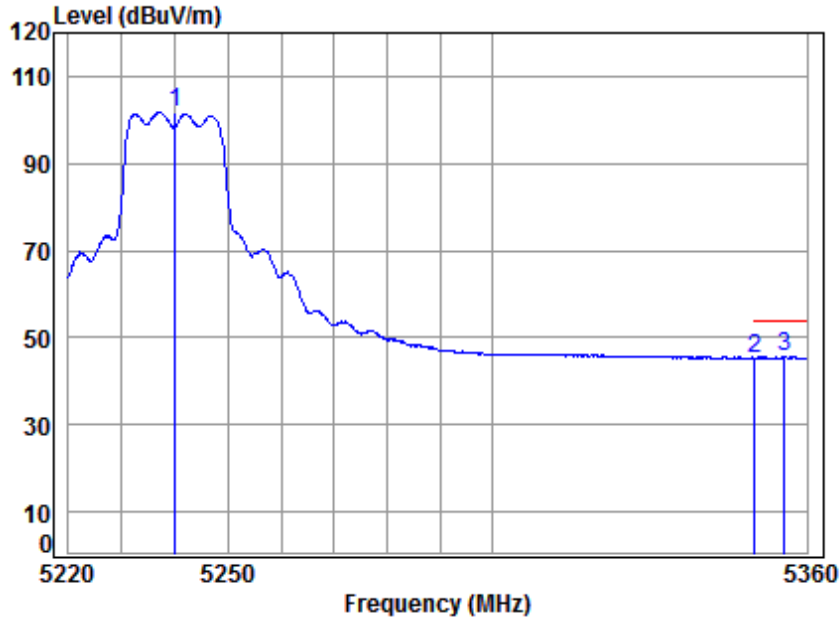
	Cable	Ant	Preamp	Read	Limit	Over		
Freq	Loss	Factor	Factor	Level	Level	Line	Limit	Remark
MHz	dB	dB/m	dB	dBuV	dBuV/m	dBuV/m	dB	
1 pp 5240.000	8.46	34.40	42.27	108.22	108.81	68.20	40.61	peak
2 5350.020	8.63	34.48	42.17	51.51	52.45	74.00	-21.55	peak
3 5359.291	8.64	34.49	42.16	54.06	55.03	74.00	-18.97	peak



**SGS-CSTC Standards Technical Services Co., Ltd.
Shenzhen Branch**

Report No.: SZEM180700654903
Page: 688 of 783

Test mode:	802.11ac(HT20)_MIMO	Frequency(MHz):	5180	Average	Horizontal
------------	---------------------	-----------------	------	---------	------------

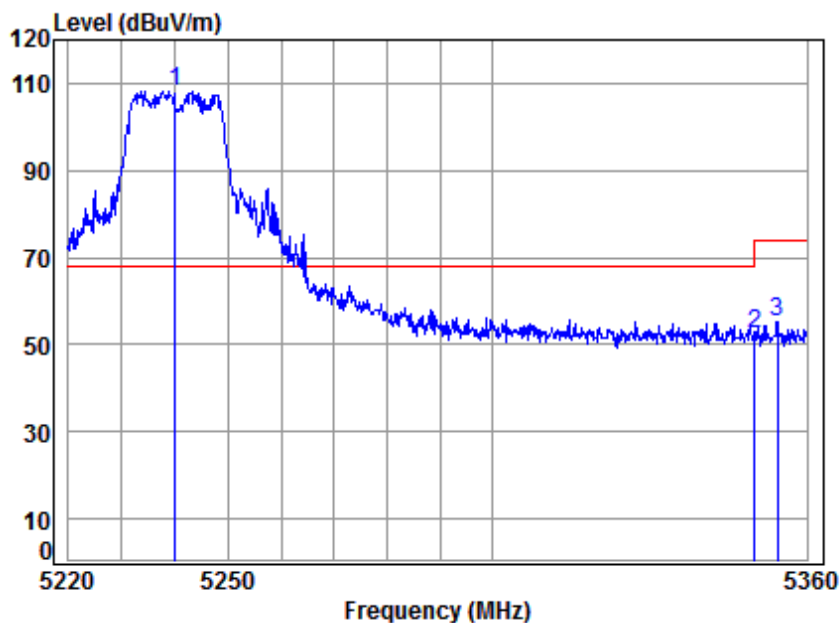


Site : chamber
Condition: 3m HORIZONTAL
Job No : 06549RG
Mode : 5240 Band edge
Note : 5G WiFi 11AC 20
Antenna : MIMO

	Freq	Cable Loss	Ant Factor	Preamp Factor	Read Level	Level	Limit	Over	Remark
	MHz	dB	dB/m	dB	dBuV	dBuV/m	dBuV/m	dB	
1	5240.000	8.46	34.40	42.27	101.14	101.73	-----	-----	Average
2	5350.020	8.63	34.48	42.17	44.39	45.33	54.00	-8.67	Average
3	pp 5355.746	8.64	34.49	42.16	44.57	45.54	54.00	-8.46	Average



Test mode:	802.11ac(HT20)_MIMO	Frequency(MHz):	5240	Peak	Vertical
------------	---------------------	-----------------	------	------	----------



Site : chamber
Condition: 3m VERTICAL
Job No : 06549RG
Mode : 5240 Band edge
Note : 5G WiFi 11AC 20
Antenna : MIMO

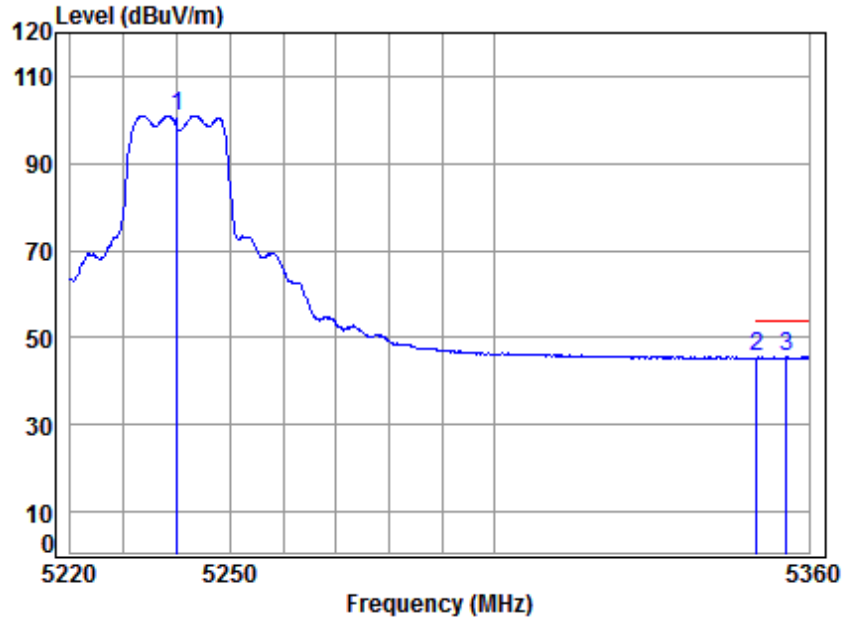
	Freq	Cable Loss	Ant Factor	Preamp Factor	Read Level	Level	Limit Line	Over Limit	Remark
	MHz	dB	dB/m	dB	dBuV	dBuV/m	dBuV/m	dB	
1 pp	5240.000	8.46	34.40	42.27	107.77	108.36	68.20	40.16	peak
2	5350.020	8.63	34.48	42.17	51.51	52.45	74.00	-21.55	peak
3	5354.329	8.64	34.49	42.16	54.41	55.38	74.00	-18.62	peak



**SGS-CSTC Standards Technical Services Co., Ltd.
Shenzhen Branch**

Report No.: SZEM180700654903
Page: 690 of 783

Test mode:	802.11ac(HT20)_MIMO	Frequency(MHz):	5240	Average	Vertical
------------	---------------------	-----------------	------	---------	----------



Site : chamber
Condition: 3m VERTICAL
Job No : 06549RG
Mode : 5240 Band edge
Note : 5G WiFi 11AC 20
Antenna : MIMO

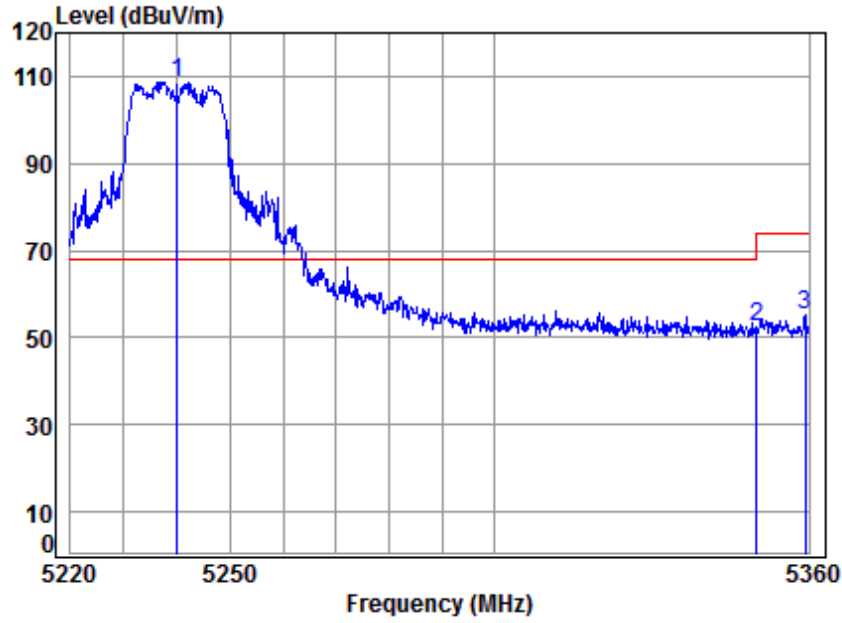
	Freq	Cable Loss	Ant Factor	Preamp Factor	Read Level	Limit Level	Limit Line	Over Limit	Remark
	MHz	dB	dB/m	dB	dBuV	dBuV/m	dBuV/m	dB	
1	5240.000	8.46	34.40	42.27	100.33	100.92	-----	-----	Average
2	5350.020	8.63	34.48	42.17	44.58	45.52	54.00	-8.48	Average
3	pp 5355.746	8.64	34.49	42.16	44.63	45.60	54.00	-8.40	Average



SGS-CSTC Standards Technical Services Co., Ltd. Shenzhen Branch

Report No.: SZEM180700654903
Page: 691 of 783

Test mode:	802.11ac(HT20)_MIMO	Frequency(MHz):	5240	Peak	Horizontal
------------	---------------------	-----------------	------	------	------------



Site : chamber
 Condition: 3m HORIZONTAL
 Job No : 06549RG
 Mode : 5240 Band edge
 Note : 5G WiFi 11AC 20
 Antenna : MIMO

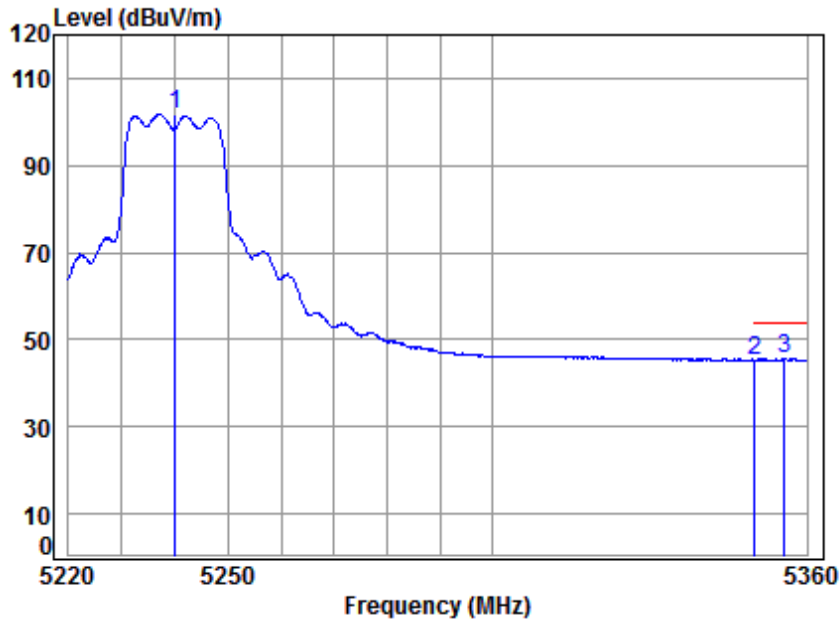
	Cable	Ant	Preamp	Read		Limit	Over	
Freq	Loss	Factor	Factor	Level	Level	Line	Limit	Remark
MHz	dB	dB/m	dB	dBuV	dBuV/m	dBuV/m	dB	
1 pp 5240.000	8.46	34.40	42.27	108.22	108.81	68.20	40.61	peak
2 5350.020	8.63	34.48	42.17	51.51	52.45	74.00	-21.55	peak
3 5359.291	8.64	34.49	42.16	54.06	55.03	74.00	-18.97	peak



**SGS-CSTC Standards Technical Services Co., Ltd.
Shenzhen Branch**

Report No.: SZEM180700654903
Page: 692 of 783

Test mode:	802.11ac(HT20)_MIMO	Frequency(MHz):	5240	Average	Horizontal
------------	---------------------	-----------------	------	---------	------------

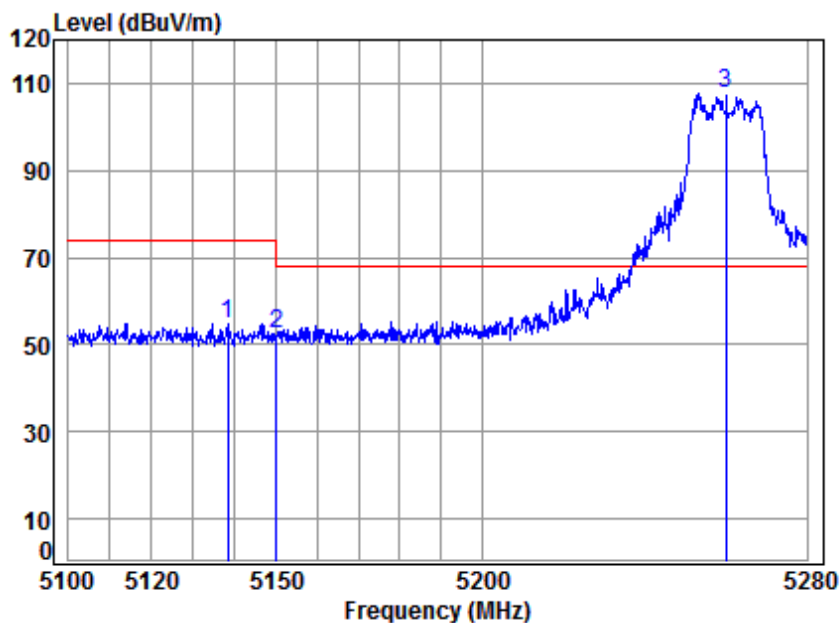


Site : chamber
Condition: 3m HORIZONTAL
Job No : 06549RG
Mode : 5240 Band edge
Note : 5G WiFi 11AC 20
Antenna : MIMO

	Freq	Cable Loss	Ant Factor	Preamp Factor	Read Level	Level	Limit Line	Over Limit	Remark
	MHz	dB	dB/m	dB	dBuV	dBuV/m	dBuV/m	dB	
1	5240.000	8.46	34.40	42.27	101.14	101.73	-----	-----	Average
2	5350.020	8.63	34.48	42.17	44.39	45.33	54.00	-8.67	Average
3	pp 5355.746	8.64	34.49	42.16	44.57	45.54	54.00	-8.46	Average



Test mode:	802.11ac(HT20)_MIMO	Frequency(MHz):	5260	Peak	Vertical
------------	---------------------	-----------------	------	------	----------



Site : chamber
 Condition: 3m VERTICAL
 Job No : 06549RG
 Mode : 5260 Band edge
 : 5G WIFI 11AC 20
 : MIMO

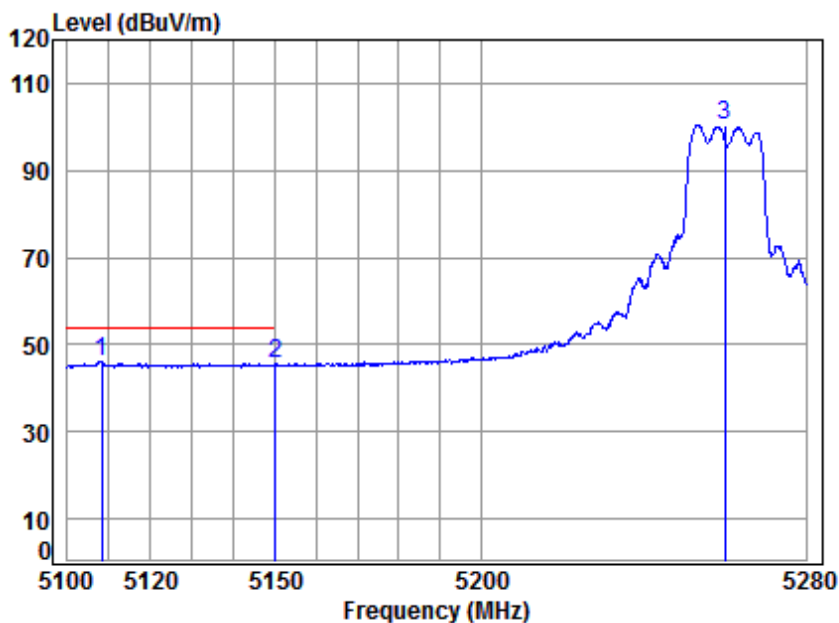
	Freq	Cable Loss	Ant Factor	Preamp Factor	Read Level	Level	Limit	Over	Remark
	MHz	dB	dB/m	dB	dBuV	dBuV/m	dBuV/m	dB	
1	5138.353	8.31	34.31	42.37	54.49	54.74	74.00	-19.26	peak
2	5149.980	8.33	34.32	42.36	52.27	52.56	74.00	-21.44	peak
3 pp	5260.000	8.49	34.41	42.25	106.98	107.63	68.20	39.43	peak



**SGS-CSTC Standards Technical Services Co., Ltd.
Shenzhen Branch**

Report No.: SZEM180700654903
Page: 694 of 783

Test mode:	802.11ac(HT20)_MIMO	Frequency(MHz):	5260	Average	Vertical
------------	---------------------	-----------------	------	---------	----------



Site : chamber
 Condition: 3m VERTICAL
 Job No : 06549RG
 Mode : 5260 Band edge
 : 5G WIFI 11AC 20
 : MIMO

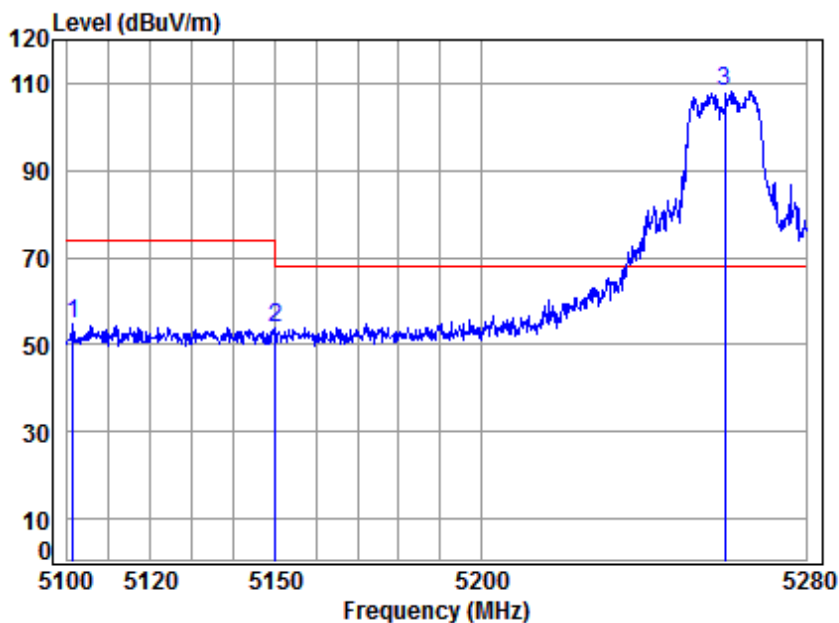
	Freq	Cable Loss	Ant Factor	Preamp Factor	Read Level	Level	Limit	Over	Remark
	MHz	dB	dB/m	dB	dBuV	dBuV/m	dBuV/m	dB	
1 pp	5108.144	8.26	34.29	42.40	46.16	46.31	54.00	-7.69	Average
2	5149.980	8.33	34.32	42.36	45.19	45.48	54.00	-8.52	Average
3	5260.000	8.49	34.41	42.25	99.68	100.33	-----	-----	Average



**SGS-CSTC Standards Technical Services Co., Ltd.
Shenzhen Branch**

Report No.: SZEM180700654903
Page: 695 of 783

Test mode:	802.11ac(HT20)_MIMO	Frequency(MHz):	5260	Peak	Horizontal
------------	---------------------	-----------------	------	------	------------



Site : chamber
Condition: 3m HORIZONTAL
Job No : 06549RG
Mode : 5260 Band edge
: 5G WIFI 11AC 20
: MIMO

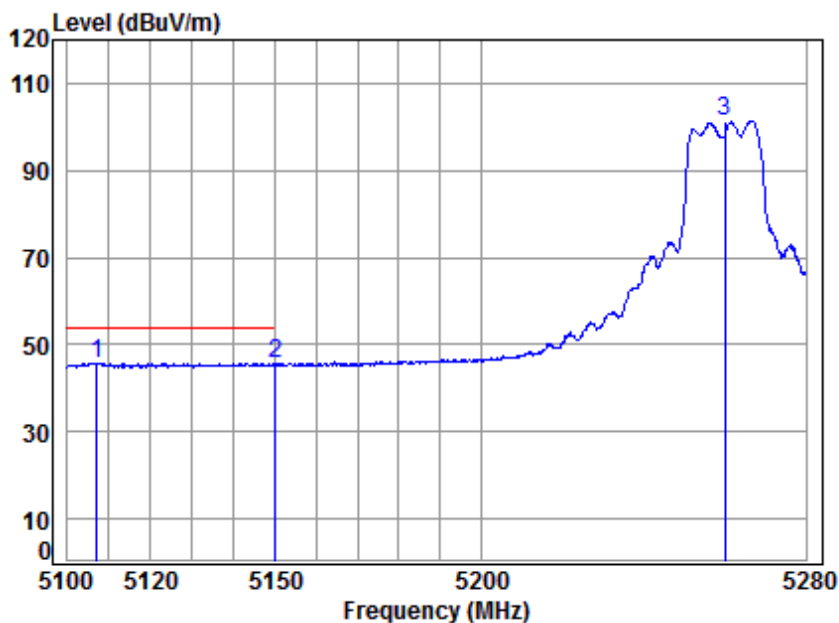
	Freq	Cable Loss	Ant Factor	Preamp Factor	Read Level	Level	Limit	Over	Remark
	MHz	dB	dB/m	dB	dBuV	dBuV/m	dBuV/m	dB	
1	5101.416	8.25	34.28	42.40	54.67	54.80	74.00	-19.20	peak
2	5149.980	8.33	34.32	42.36	53.41	53.70	74.00	-20.30	peak
3	pp 5260.000	8.49	34.41	42.25	107.44	108.09	68.20	39.89	peak



SGS-CSTC Standards Technical Services Co., Ltd. Shenzhen Branch

Report No.: SZEM180700654903
Page: 696 of 783

Test mode:	802.11ac(HT20)_MIMO	Frequency(MHz):	5260	Average	Horizontal
------------	---------------------	-----------------	------	---------	------------



Site : chamber
 Condition: 3m HORIZONTAL
 Job No : 06549RG
 Mode : 5260 Band edge
 : 5G WIFI 11AC 20
 : MIMO

	Freq	Cable Loss	Ant Factor	Preamp Factor	Read Level	Level	Limit	Over	Remark
	MHz	dB	dB/m	dB	dBuV	dBuV/m	dBuV/m	dB	
1 pp	5107.081	8.26	34.29	42.40	45.68	45.83	54.00	-8.17	Average
2	5149.980	8.33	34.32	42.36	45.28	45.57	54.00	-8.43	Average
3	5260.000	8.49	34.41	42.25	100.80	101.45	-----	-----	Average

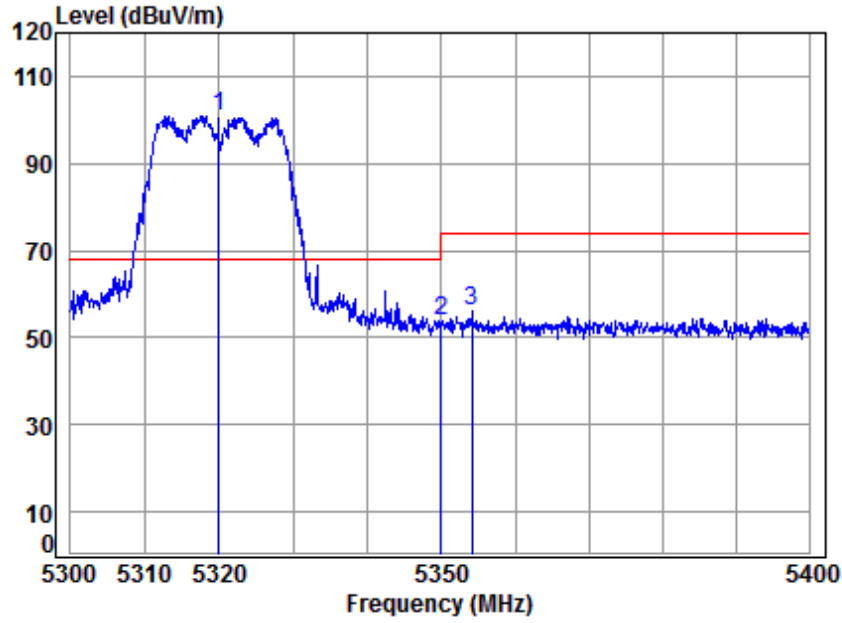
This document is issued by the Company subject to its General Conditions of Service printed overleaf, available on request or accessible at <http://www.sgs.com/en/Terms-and-Conditions.aspx> and, for electronic format documents, subject to Terms and Conditions for Electronic Documents at <http://www.sgs.com/en/Terms-and-Conditions/Terms-e-Document.aspx>. Attention is drawn to the limitation of liability, indemnification and jurisdiction issues defined therein. Any holder of this document is advised that information contained hereon reflects the Company's findings at the time of its intervention only and within the limits of Client's instructions, if any. The Company's sole responsibility is to its Client and this document does not exonerate parties to a transaction from exercising all their rights and obligations under the transaction documents. This document cannot be reproduced except in full, without prior written approval of the Company. Any unauthorized alteration, forgery or falsification of the content or appearance of this document is unlawful and offenders may be prosecuted to the fullest extent of the law. Unless otherwise stated the results shown in this test report refer only to the sample(s) tested and such sample(s) are retained for 30 days only.



**SGS-CSTC Standards Technical Services Co., Ltd.
Shenzhen Branch**

Report No.: SZEM180700654903
Page: 697 of 783

Test mode:	802.11ac(HT20)_MIMO	Frequency(MHz):	5320	Peak	Vertical
------------	---------------------	-----------------	------	------	----------



Site : chamber
Condition: 3m VERTICAL
Job No : 06549RG
Mode : 5320 Band edge
: 5G WIFI 11AC 20
: MIMO

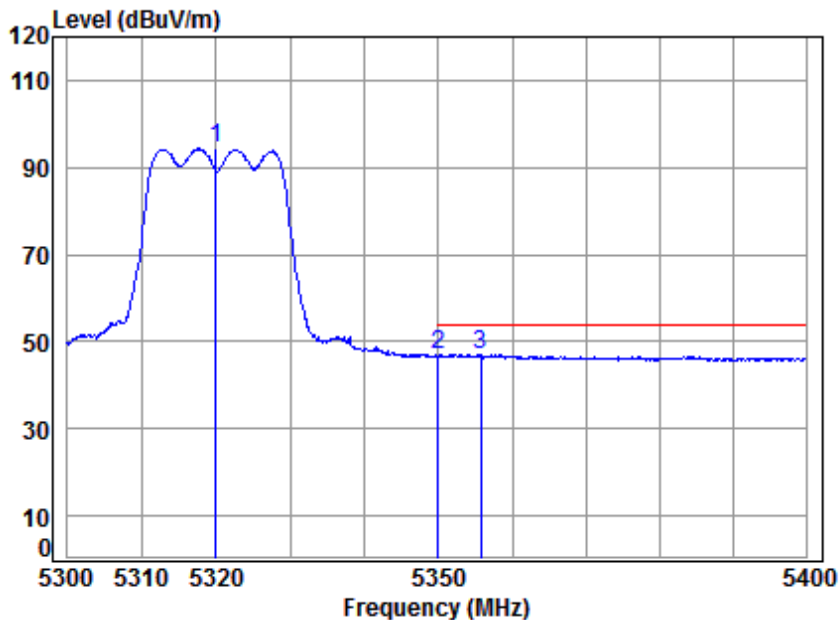
	Cable	Ant	Preamp	Read	Limit	Over		
Freq	Loss	Factor	Factor	Level	Level	Line	Limit	Remark
MHz	dB	dB/m	dB	dBuV	dBuV/m	dBuV/m	dB	
1 pp 5320.000	8.58	34.46	42.20	100.20	101.04	68.20	32.84	peak
2 5350.020	8.63	34.48	42.17	52.71	53.65	74.00	-20.35	peak
3 5354.068	8.64	34.49	42.17	55.02	55.98	74.00	-18.02	peak



**SGS-CSTC Standards Technical Services Co., Ltd.
Shenzhen Branch**

Report No.: SZEM180700654903
Page: 698 of 783

Test mode:	802.11ac(HT20)_MIMO	Frequency(MHz):	5320	Average	Vertical
------------	---------------------	-----------------	------	---------	----------



Site : chamber
 Condition: 3m VERTICAL
 Job No : 06549RG
 Mode : 5320 Band edge
 : 5G WIFI 11AC 20
 : MIMO

	Freq	Cable Loss	Ant Factor	Preamp Factor	Read Level	Limit Level	Limit Line	Over Limit	Remark
	MHz	dB	dB/m	dB	dBuV	dBuV/m	dBuV/m	dB	
1	5320.000	8.58	34.46	42.20	93.49	94.33	-----	-----	Average
2	5350.020	8.63	34.48	42.17	45.91	46.85	54.00	-7.15	Average
3	pp 5355.770	8.64	34.49	42.16	46.13	47.10	54.00	-6.90	Average

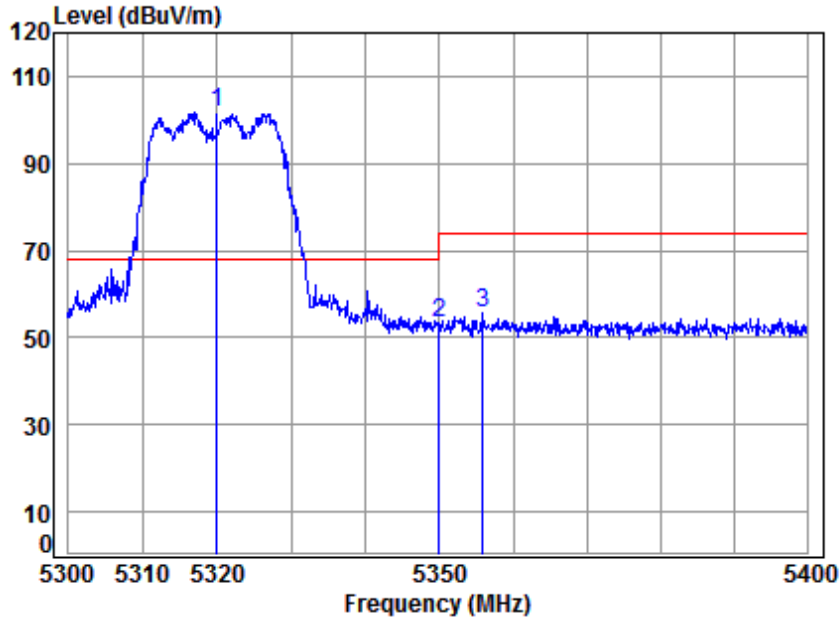
This document is issued by the Company subject to its General Conditions of Service printed overleaf, available on request or accessible at <http://www.sgs.com/en/Terms-and-Conditions.aspx> and, for electronic format documents, subject to Terms and Conditions for Electronic Documents at <http://www.sgs.com/en/Terms-and-Conditions/Terms-e-Documents.aspx>. Attention is drawn to the limitation of liability, indemnification and jurisdiction issues defined therein. Any holder of this document is advised that information contained hereon reflects the Company's findings at the time of its intervention only and within the limits of Client's instructions, if any. The Company's sole responsibility is to its Client and this document does not exonerate parties to a transaction from exercising all their rights and obligations under the transaction documents. This document cannot be reproduced except in full, without prior written approval of the Company. Any unauthorized alteration, forgery or falsification of the content or appearance of this document is unlawful and offenders may be prosecuted to the fullest extent of the law. Unless otherwise stated the results shown in this test report refer only to the sample(s) tested and such sample(s) are retained for 30 days only.



**SGS-CSTC Standards Technical Services Co., Ltd.
Shenzhen Branch**

Report No.: SZEM180700654903
Page: 699 of 783

Test mode:	802.11ac(HT20)_MIMO	Frequency(MHz):	5320	Peak	Horizontal
------------	---------------------	-----------------	------	------	------------



Site : chamber
Condition: 3m HORIZONTAL
Job No : 06549RG
Mode : 5320 Band edge
: 5G WIFI 11AC 20
: MIMO

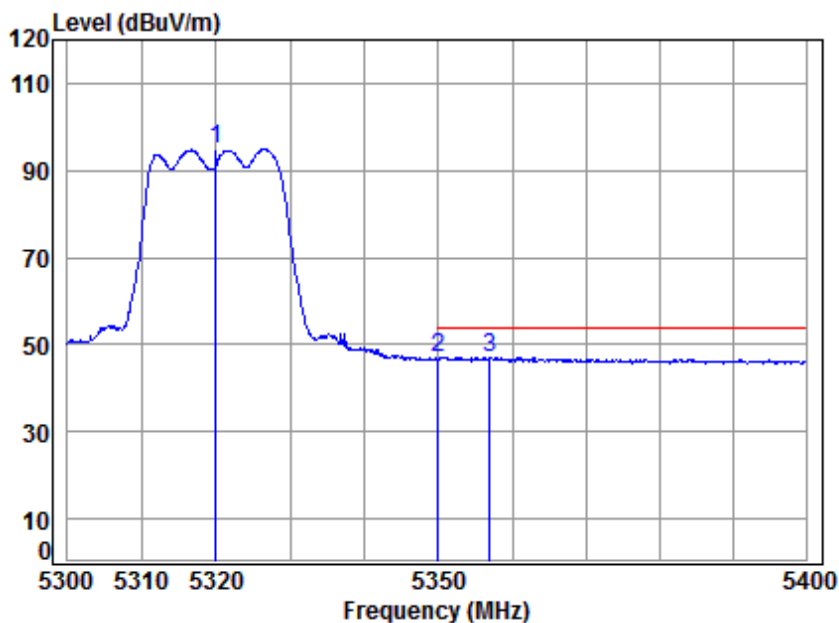
		Cable	Ant	Preamp	Read	Limit	Over	
	Freq	Loss	Factor	Factor	Level	Level	Line	Limit Remark
	MHz	dB	dB/m	dB	dBuV	dBuV/m	dBuV/m	dB
1 pp	5320.000	8.58	34.46	42.20	100.80	101.64	68.20	33.44 peak
2	5350.020	8.63	34.48	42.17	52.33	53.27	74.00	-20.73 peak
3	5355.870	8.64	34.49	42.16	54.59	55.56	74.00	-18.44 peak



**SGS-CSTC Standards Technical Services Co., Ltd.
Shenzhen Branch**

Report No.: SZEM180700654903
Page: 700 of 783

Test mode:	802.11ac(HT20)_MIMO	Frequency(MHz):	5320	Average	Horizontal
------------	---------------------	-----------------	------	---------	------------



Site : chamber
 Condition: 3m HORIZONTAL
 Job No : 06549RG
 Mode : 5320 Band edge
 : 5G WIFI 11AC 20
 : MIMO

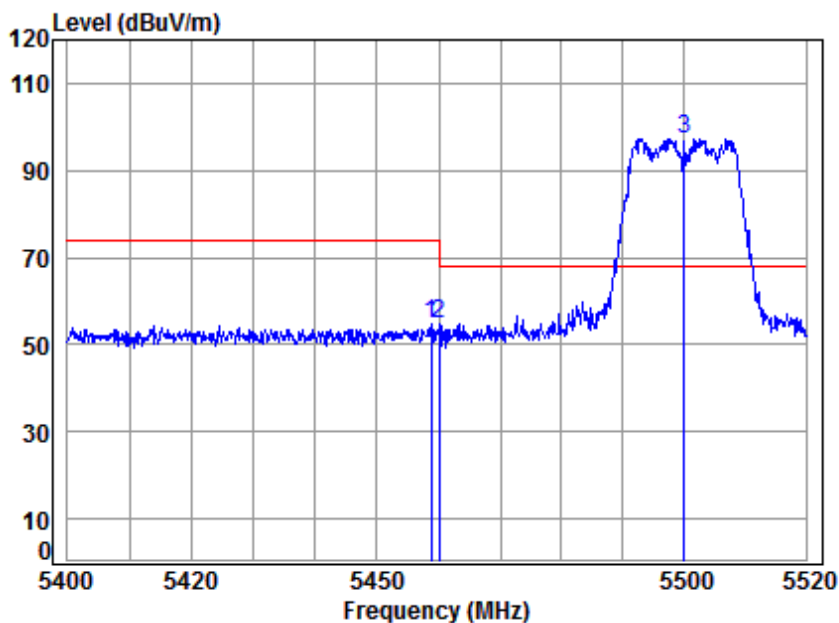
	Freq	Cable Loss	Ant Factor	Preamp Factor	Read Level	Level	Limit	Over	Remark
	MHz	dB	dB/m	dB	dBuV	dBuV/m	dBuV/m	dB	
1	5320.000	8.58	34.46	42.20	94.15	94.99	-----	-----	Average
2	5350.020	8.63	34.48	42.17	46.07	47.01	54.00	-6.99	Average
3	pp 5356.971	8.64	34.49	42.16	46.19	47.16	54.00	-6.84	Average



**SGS-CSTC Standards Technical Services Co., Ltd.
Shenzhen Branch**

Report No.: SZEM180700654903
Page: 701 of 783

Test mode:	802.11ac(HT20)_MIMO	Frequency(MHz):	5500	Peak	Vertical
------------	---------------------	-----------------	------	------	----------



Site : chamber
Condition: 3m VERTICAL
Job No : 06549RG
Mode : 5500 Band edge
: 5G WIFI 11AC 20
: MIMO

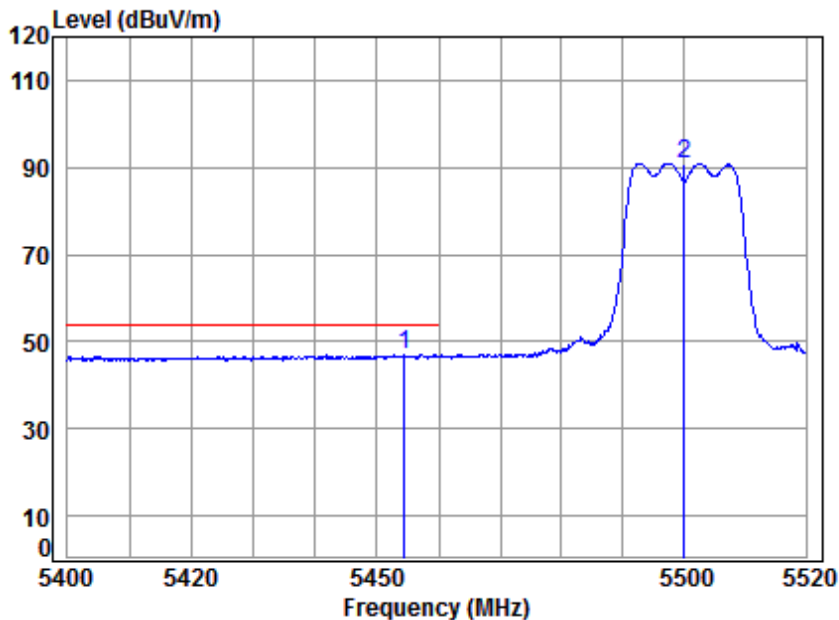
	Freq	Cable Loss	Ant Factor	Preamp Factor	Read Level	Limit Level	Limit Line	Over Limit	Remark
	MHz	dB	dB/m	dB	dBuV	dBuV/m	dBuV/m	dB	
1	5458.710	8.79	34.57	42.07	53.26	54.55	74.00	-19.45	peak
2	5460.150	8.79	34.57	42.07	53.56	54.85	68.20	-13.35	peak
3 pp	5500.000	8.85	34.60	42.03	95.92	97.34	68.20	29.14	peak



SGS-CSTC Standards Technical Services Co., Ltd. Shenzhen Branch

Report No.: SZEM180700654903
Page: 702 of 783

Test mode:	802.11ac(HT20)_MIMO	Frequency(MHz):	5500	Average	Vertical
------------	---------------------	-----------------	------	---------	----------



Site : chamber
 Condition: 3m VERTICAL
 Job No : 06549RG
 Mode : 5500 Band edge
 : 5G WIFI 11AC 20
 : MIMO

	Cable	Ant	Preamp	Read		Limit	Over	
Freq	Loss	Factor	Factor	Level	Level	Line	Limit	Remark
MHz	dB	dB/m	dB	dBuV	dBuV/m	dBuV/m	dB	
1 pp 5454.393	8.78	34.57	42.07	45.64	46.92	54.00	-7.08	Average
2 5500.000	8.85	34.60	42.03	89.53	90.95	-----	-----	Average

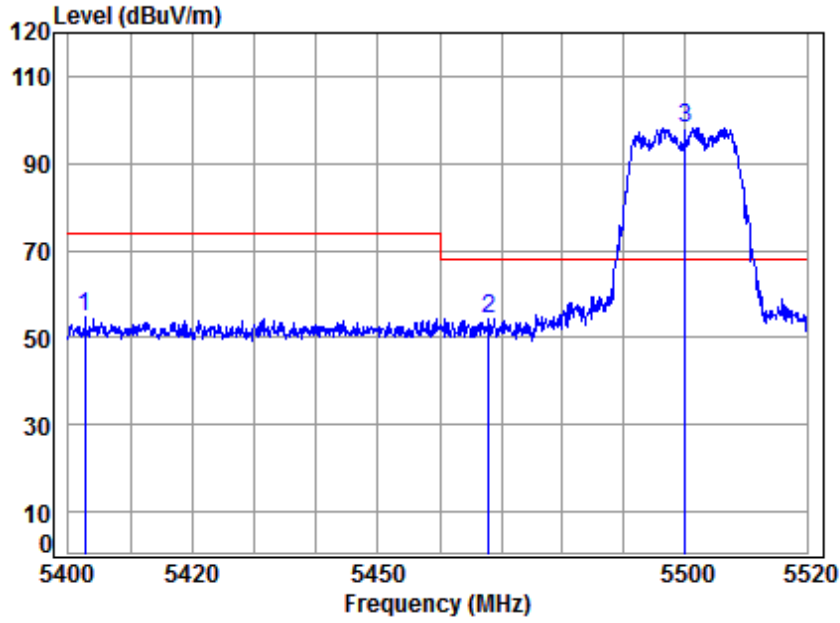
This document is issued by the Company subject to its General Conditions of Service printed overleaf, available on request or accessible at <http://www.sgs.com/en/Terms-and-Conditions.aspx> and, for electronic format documents, subject to Terms and Conditions for Electronic Documents at <http://www.sgs.com/en/Terms-and-Conditions/Terms-e-Documents.aspx>. Attention is drawn to the limitation of liability, indemnification and jurisdiction issues defined therein. Any holder of this document is advised that information contained hereon reflects the Company's findings at the time of its intervention only and within the limits of Client's instructions, if any. The Company's sole responsibility is to its Client and this document does not exonerate parties to a transaction from exercising all their rights and obligations under the transaction documents. This document cannot be reproduced except in full, without prior written approval of the Company. Any unauthorized alteration, forgery or falsification of the content or appearance of this document is unlawful and offenders may be prosecuted to the fullest extent of the law. Unless otherwise stated the results shown in this test report refer only to the sample(s) tested and such sample(s) are retained for 30 days only.



**SGS-CSTC Standards Technical Services Co., Ltd.
Shenzhen Branch**

Report No.: SZEM180700654903
Page: 703 of 783

Test mode:	802.11ac(HT20)_MIMO	Frequency(MHz):	5500	Peak	Horizontal
------------	---------------------	-----------------	------	------	------------



Site : chamber
Condition: 3m HORIZONTAL
Job No : 06549RG
Mode : 5500 Band edge
: 5G WIFI 11AC 20
: MIMO

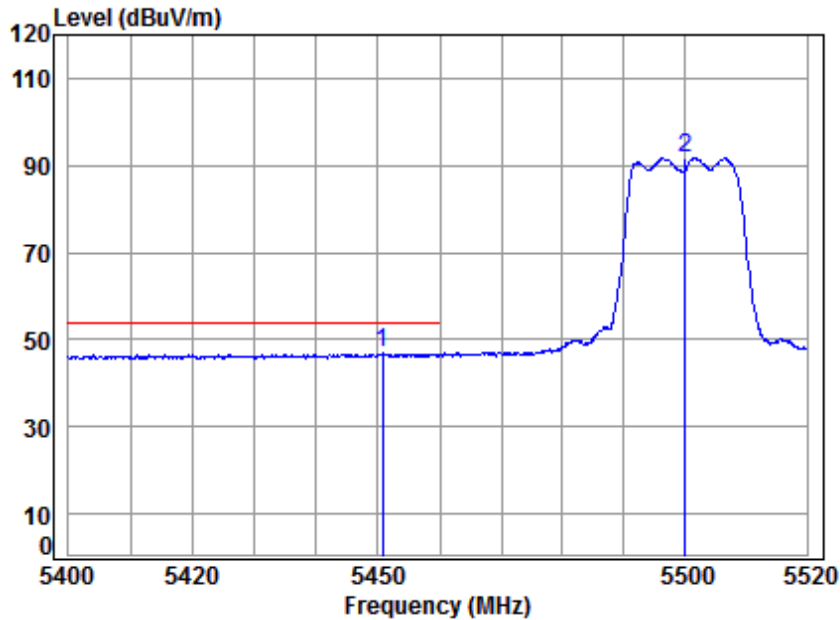
	Freq	Cable Loss	Ant Factor	Preamp Factor	Read Level	Level	Limit	Over	Remark
	MHz	dB	dB/m	dB	dBuV	dBuV/m	dBuV/m	dB	
1	5402.730	8.71	34.53	42.12	53.44	54.56	74.00	-19.44	peak
2	5467.957	8.80	34.58	42.06	53.12	54.44	68.20	-13.76	peak
3	pp 5500.000	8.85	34.60	42.03	96.73	98.15	68.20	29.95	peak



SGS-CSTC Standards Technical Services Co., Ltd. Shenzhen Branch

Report No.: SZEM180700654903
Page: 704 of 783

Test mode:	802.11ac(HT20)_MIMO	Frequency(MHz):	5500	Average	Horizontal
------------	---------------------	-----------------	------	---------	------------



Site : chamber
 Condition: 3m HORIZONTAL
 Job No : 06549RG
 Mode : 5500 Band edge
 : 5G WIFI 11AC 20
 : MIMO

	Cable	Ant	Preamp	Read		Limit	Over		
	Loss	Factor	Factor	Level	Level	Line	Limit	Remark	
	dB	dB/m	dB	dBuV	dBuV/m	dBuV/m	dB		
1 pp	5450.798	8.78	34.56	42.08	45.58	46.84	54.00	-7.16	Average
2	5500.000	8.85	34.60	42.03	90.24	91.66	-----	-----	Average

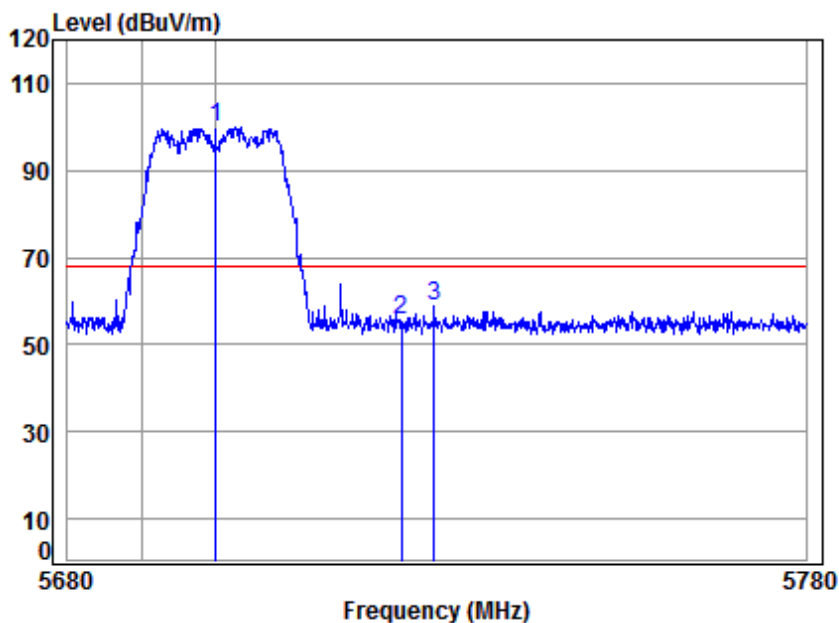
This document is issued by the Company subject to its General Conditions of Service printed overleaf, available on request or accessible at <http://www.sgs.com/en/Terms-and-Conditions.aspx> and, for electronic format documents, subject to Terms and Conditions for Electronic Documents at <http://www.sgs.com/en/Terms-and-Conditions/Terms-e-Documents.aspx>. Attention is drawn to the limitation of liability, indemnification and jurisdiction issues defined therein. Any holder of this document is advised that information contained hereon reflects the Company's findings at the time of its intervention only and within the limits of Client's instructions, if any. The Company's sole responsibility is to its Client and this document does not exonerate parties to a transaction from exercising all their rights and obligations under the transaction documents. This document cannot be reproduced except in full, without prior written approval of the Company. Any unauthorized alteration, forgery or falsification of the content or appearance of this document is unlawful and offenders may be prosecuted to the fullest extent of the law. Unless otherwise stated the results shown in this test report refer only to the sample(s) tested and such sample(s) are retained for 30 days only.



SGS-CSTC Standards Technical Services Co., Ltd. Shenzhen Branch

Report No.: SZEM180700654903
Page: 705 of 783

Test mode:	802.11ac(HT20)_MIMO	Frequency(MHz):	5700	Peak	Vertical
------------	---------------------	-----------------	------	------	----------



Site : chamber
 Condition: 3m VERTICAL
 Job No : 06549RG
 Mode : 5700 Band edge
 : 5G WIFI 11AC 20
 : MIMO

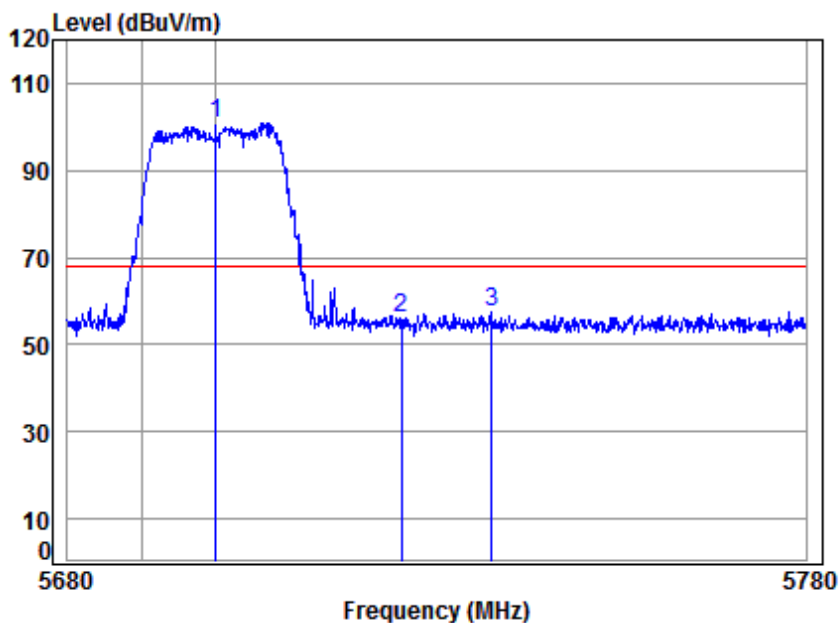
	Cable	Ant	Preamp	Read		Limit	Over	
Freq	Loss	Factor	Factor	Level	Level	Line	Limit	Remark
MHz	dB	dB/m	dB	dBuV	dBuV/m	dBuV/m	dB	
1 pp 5700.000	9.56	34.81	41.86	97.56	100.07	68.20	31.87	peak
2 5725.000	9.64	34.83	41.84	53.17	55.80	68.20	-12.40	peak
3 5729.482	9.66	34.83	41.83	56.19	58.85	68.20	-9.35	peak



SGS-CSTC Standards Technical Services Co., Ltd. Shenzhen Branch

Report No.: SZEM180700654903
Page: 706 of 783

Test mode:	802.11ac(HT20)_MIMO	Frequency(MHz):	5700	Peak	Horizontal
------------	---------------------	-----------------	------	------	------------



Site : chamber
 Condition: 3m HORIZONTAL
 Job No : 06549RG
 Mode : 5700 Band edge
 : 5G WIFI 11AC 20
 : MIMO

	Cable	Ant	Preamp	Read		Limit	Over	
Freq	Loss	Factor	Factor	Level	Level	Line	Limit	Remark
MHz	dB	dB/m	dB	dBuV	dBuV/m	dBuV/m	dB	
1 pp 5700.000	9.56	34.81	41.86	98.49	101.00	68.20	32.80	peak
2 5725.000	9.64	34.83	41.84	53.55	56.18	68.20	-12.02	peak
3 5737.287	9.68	34.84	41.83	54.65	57.34	68.20	-10.86	peak

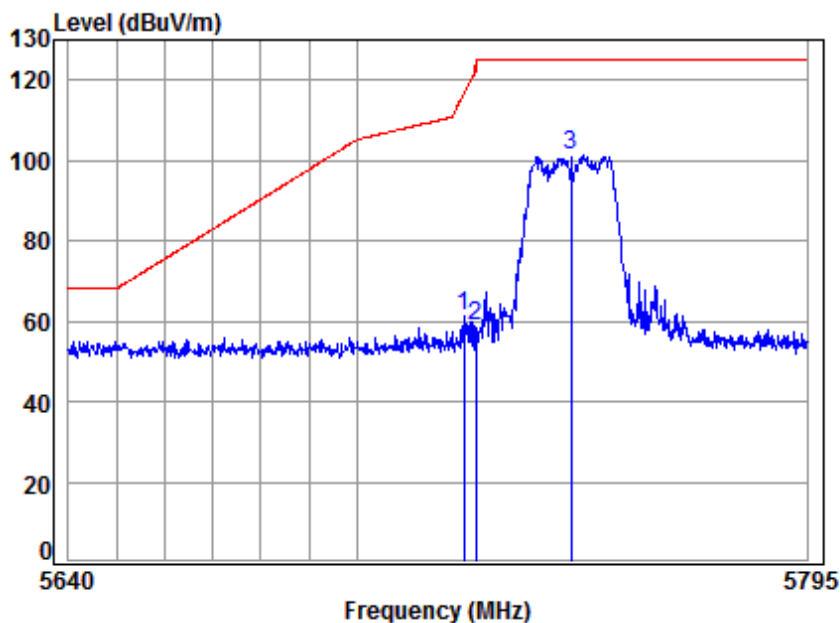
This document is issued by the Company subject to its General Conditions of Service printed overleaf, available on request or accessible at <http://www.sgs.com/en/Terms-and-Conditions.aspx> and, for electronic format documents, subject to Terms and Conditions for Electronic Documents at <http://www.sgs.com/en/Terms-and-Conditions/Terms-e-Documents.aspx>. Attention is drawn to the limitation of liability, indemnification and jurisdiction issues defined therein. Any holder of this document is advised that information contained hereon reflects the Company's findings at the time of its intervention only and within the limits of Client's instructions, if any. The Company's sole responsibility is to its Client and this document does not exonerate parties to a transaction from exercising all their rights and obligations under the transaction documents. This document cannot be reproduced except in full, without prior written approval of the Company. Any unauthorized alteration, forgery or falsification of the content or appearance of this document is unlawful and offenders may be prosecuted to the fullest extent of the law. Unless otherwise stated the results shown in this test report refer only to the sample(s) tested and such sample(s) are retained for 30 days only.



SGS-CSTC Standards Technical Services Co., Ltd. Shenzhen Branch

Report No.: SZEM180700654903
Page: 707 of 783

Test mode:	802.11ac(HT20)_MIMO	Frequency(MHz):	5745	Peak	Vertical
------------	---------------------	-----------------	------	------	----------



Site : chamber
 Condition: 3m VERTICAL
 Job No : 06549CR
 Mode : 5745 Band edge
 : 5G WIFI 11AC 20
 : MIMO

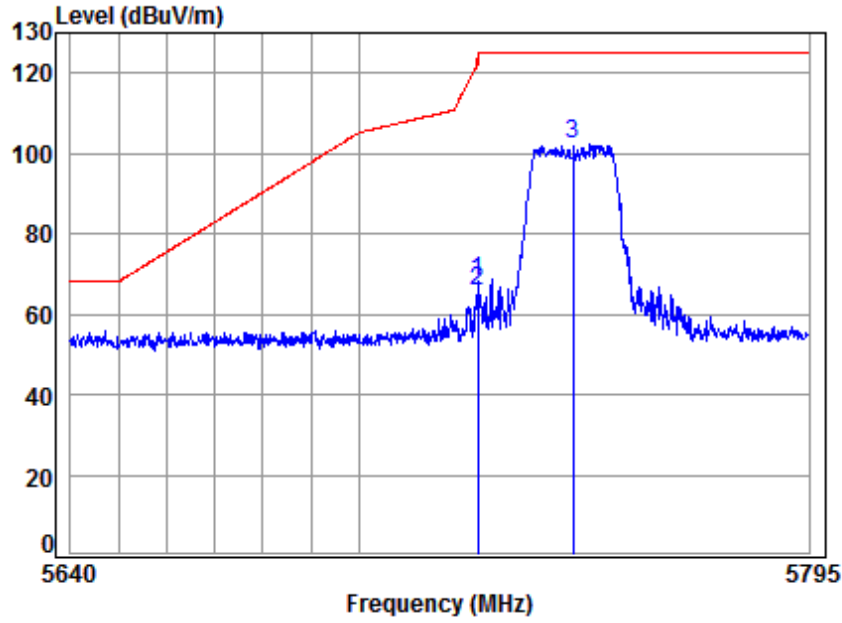
	Cable	Ant	Preamp	Read		Limit	Over	
Freq	Loss	Factor	Factor	Level	Level	Line	Limit	Remark
MHz	dB	dB/m	dB	dBuV	dBuV/m	dBuV/m	dB	
1	5722.557	9.63	34.83	41.84	58.66	61.28	116.63	-55.35 peak
2	5725.000	9.64	34.83	41.84	56.43	59.06	122.20	-63.14 peak
3	pp 5745.000	9.71	34.85	41.82	98.57	101.31	125.20	-23.89 peak



**SGS-CSTC Standards Technical Services Co., Ltd.
Shenzhen Branch**

Report No.: SZEM180700654903
Page: 708 of 783

Test mode:	802.11ac(HT20)_MIMO	Frequency(MHz):	5745	Peak	Horizontal
------------	---------------------	-----------------	------	------	------------



Site : chamber
Condition: 3m HORIZONTAL
Job No : 06549CR
Mode : 5745 Band edge
: 5G WIFI 11AC 20
: MIMO

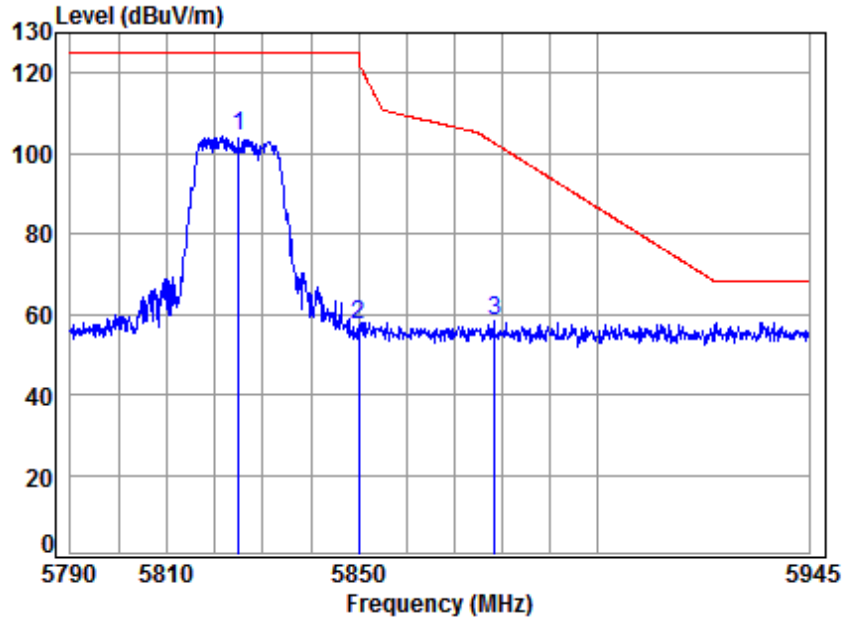
	Freq	Cable Loss	Ant Factor	Preamp Factor	Read Level	Limit Level	Limit Line	Over Limit	Remark
	MHz	dB	dB/m	dB	dBuV	dBuV/m	dBuV/m	dB	
1	5725.000	9.64	34.83	41.84	65.62	68.25	122.20	-53.95	peak
2	5725.040	9.64	34.83	41.84	62.99	65.62	125.20	-59.58	peak
3 pp	5745.000	9.71	34.85	41.82	99.34	102.08	125.20	-23.12	peak



**SGS-CSTC Standards Technical Services Co., Ltd.
Shenzhen Branch**

Report No.: SZEM180700654903
Page: 709 of 783

Test mode:	802.11ac(HT20)_MIMO	Frequency(MHz):	5825	Peak	Vertical
------------	---------------------	-----------------	------	------	----------



Site : chamber
Condition: 3m VERTICAL
Job No : 06549CR
Mode : 5825 Band edge
: 5G WIFI 11AC 20
: MIMO

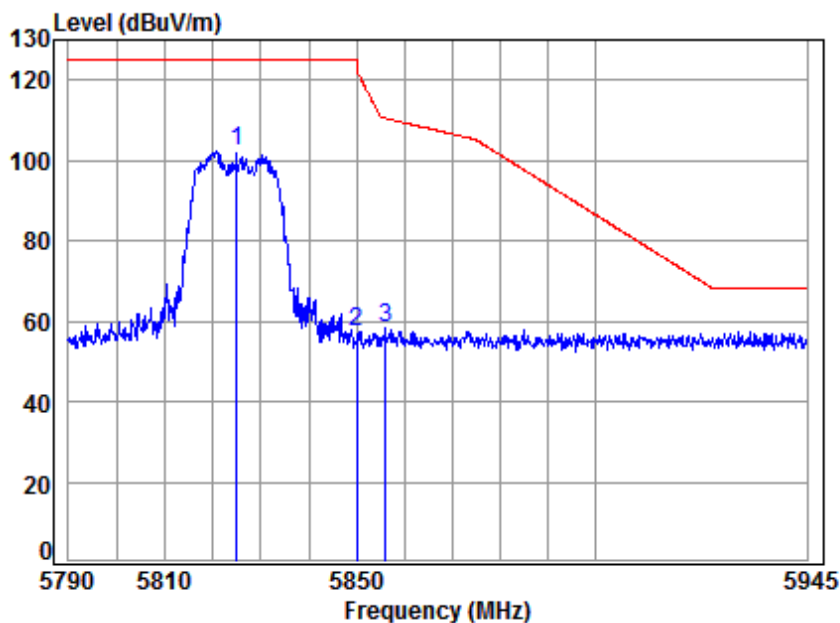
	Cable	Ant	Preamp	Read	Limit	Over		
Freq	Loss	Factor	Factor	Level	Level	Line	Limit	Remark
MHz	dB	dB/m	dB	dBuV	dBuV/m	dBuV/m	dB	
1 pp 5825.000	9.98	34.93	41.75	101.01	104.17	125.20	-21.03	peak
2 5850.000	10.07	34.95	41.73	54.18	57.47	122.20	-64.73	peak
3 5878.469	10.17	34.98	41.71	54.76	58.20	102.63	-44.43	peak



SGS-CSTC Standards Technical Services Co., Ltd. Shenzhen Branch

Report No.: SZEM180700654903
Page: 710 of 783

Test mode:	802.11ac(HT20)_MIMO	Frequency(MHz):	5825	Peak	Horizontal
------------	---------------------	-----------------	------	------	------------



Site : chamber
 Condition: 3m HORIZONTAL
 Job No : 06549CR
 Mode : 5825 Band edge
 : 5G WIFI 11AC 20
 : MIMO

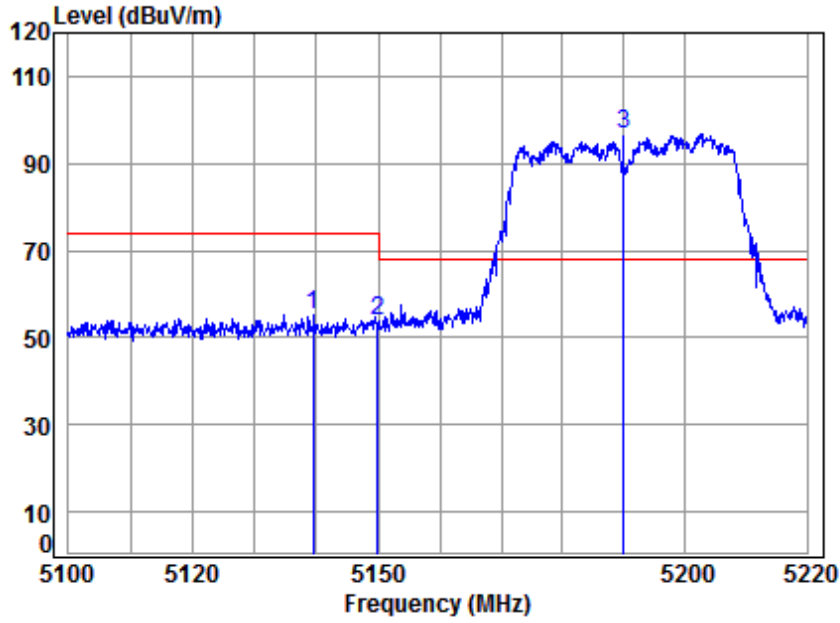
		Cable	Ant	Preamp	Read	Limit	Over		
	Freq	Loss	Factor	Factor	Level	Level	Line	Limit	Remark
	MHz	dB	dB/m	dB	dBuV	dBuV/m	dBuV/m	dB	
1 pp	5825.000	9.98	34.93	41.75	99.00	102.16	125.20	-23.04	peak
2	5850.000	10.07	34.95	41.73	53.80	57.09	122.20	-65.11	peak
3	5855.994	10.09	34.96	41.73	54.76	58.08	110.52	-52.44	peak



**SGS-CSTC Standards Technical Services Co., Ltd.
Shenzhen Branch**

Report No.: SZEM180700654903
Page: 711 of 783

Test mode:	802.11ac(HT40)_MIMO	Frequency(MHz):	5190	Peak	Vertical
------------	---------------------	-----------------	------	------	----------



Site : chamber
Condition: 3m VERTICAL
Job No : 06549RG
Mode : 5190 Band edge
Note : 5G WiFi 11AC 40
Antenna : MIMO

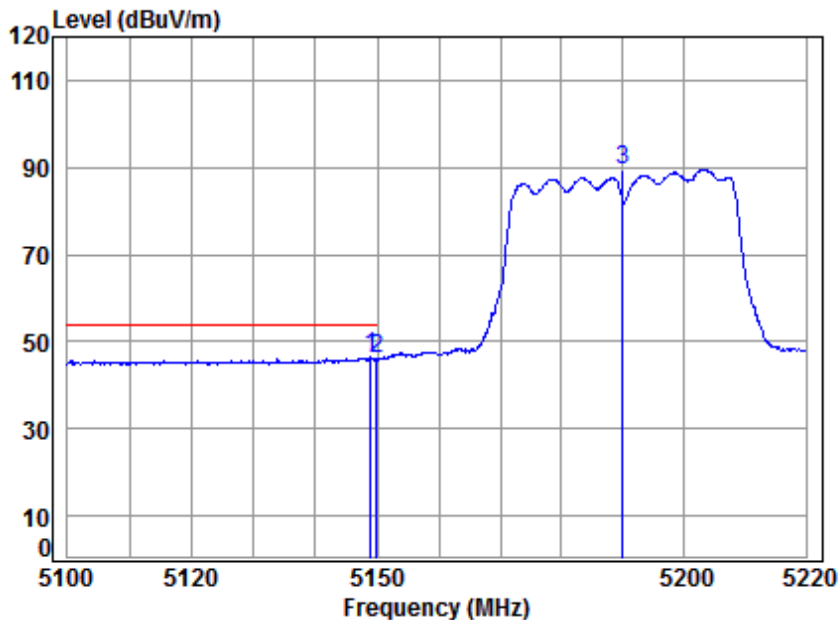
	Freq	Cable Loss	Ant Factor	Preamp Factor	Read Level	Level	Limit	Over	Remark
	MHz	dB	dB/m	dB	dBuV	dBuV/m	dBuV/m	dB	
1	5139.531	8.31	34.32	42.37	54.91	55.17	74.00	-18.83	peak
2	5149.980	8.33	34.32	42.36	53.37	53.66	74.00	-20.34	peak
3	pp 5190.000	8.39	34.36	42.32	96.43	96.86	68.20	28.66	peak



SGS-CSTC Standards Technical Services Co., Ltd. Shenzhen Branch

Report No.: SZEM180700654903
Page: 712 of 783

Test mode:	802.11ac(HT40)_MIMO	Frequency(MHz):	5190	Average	Vertical
------------	---------------------	-----------------	------	---------	----------



Site : chamber
 Condition: 3m VERTICAL
 Job No : 06549RG
 Mode : 5190 Band edge
 Note : 5G WiFi 11AC 40
 Antenna : MIMO

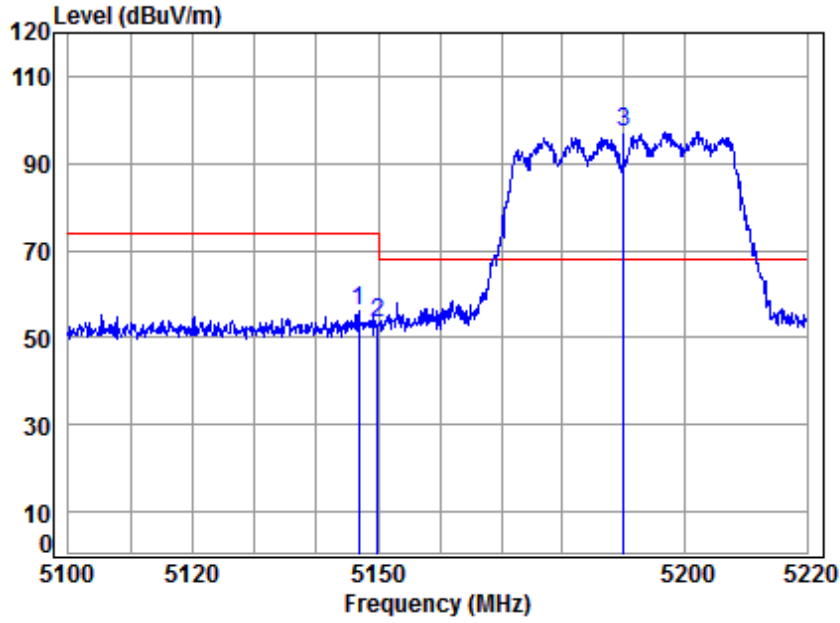
	Freq	Cable Loss	Ant Factor	Preamp Factor	Read Level	Level	Limit	Over	Remark
	MHz	dB	dB/m	dB	dBuV	dBuV/m	dBuV/m	dB	
1 pp	5148.863	8.32	34.32	42.36	46.07	46.35	54.00	-7.65	Average
2	5149.980	8.33	34.32	42.36	45.83	46.12	54.00	-7.88	Average
3	5190.000	8.39	34.36	42.32	89.15	89.58	-----	-----	Average



**SGS-CSTC Standards Technical Services Co., Ltd.
Shenzhen Branch**

Report No.: SZEM180700654903
Page: 713 of 783

Test mode:	802.11ac(HT40)_MIMO	Frequency(MHz):	5190	Peak	Horizontal
------------	---------------------	-----------------	------	------	------------



Site : chamber
Condition: 3m HORIZONTAL
Job No : 06549RG
Mode : 5190 Band edge
Note : 5G WiFi 11AC 40
Antenna : MIMO

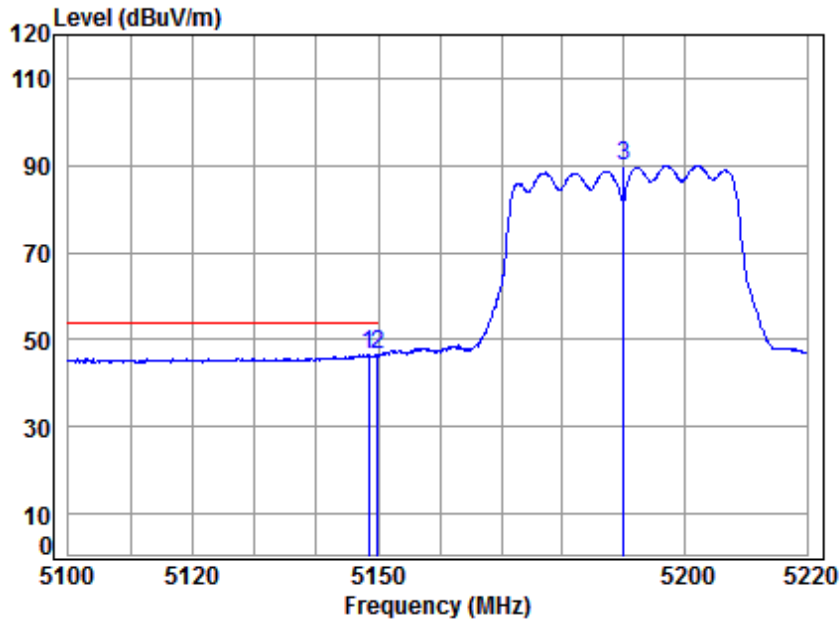
	Freq	Cable Loss	Ant Factor	Preamp Factor	Read Level	Level	Limit	Over	Remark
	MHz	dB	dB/m	dB	dBuV	dBuV/m	dBuV/m	dB	
1	5146.828	8.32	34.32	42.36	55.77	56.05	74.00	-17.95	peak
2	5149.980	8.33	34.32	42.36	52.91	53.20	74.00	-20.80	peak
3	pp 5190.000	8.39	34.36	42.32	96.96	97.39	68.20	29.19	peak



**SGS-CSTC Standards Technical Services Co., Ltd.
Shenzhen Branch**

Report No.: SZEM180700654903
Page: 714 of 783

Test mode:	802.11ac(HT40)_MIMO	Frequency(MHz):	5190	Average	Horizontal
------------	---------------------	-----------------	------	---------	------------

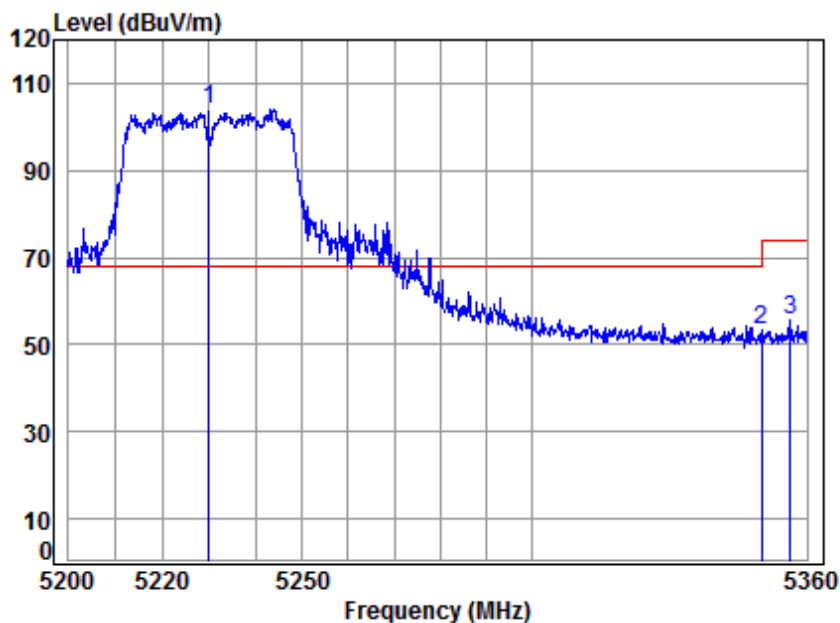


Site : chamber
Condition: 3m HORIZONTAL
Job No : 06549RG
Mode : 5190 Band edge
Note : 5G WiFi 11AC 40
Antenna : MIMO

	Freq	Cable Loss	Ant Factor	Preamp Factor	Read Level	Level	Limit	Over	Remark
	MHz	dB	dB/m	dB	dBuV	dBuV/m	dBuV/m	dB	
1 pp	5148.503	8.32	34.32	42.36	46.23	46.51	54.00	-7.49	Average
2	5149.980	8.33	34.32	42.36	46.08	46.37	54.00	-7.63	Average
3	5190.000	8.39	34.36	42.32	89.54	89.97	-----	-----	Average



Test mode:	802.11ac(HT40)_MIMO	Frequency(MHz):	5230	Peak	Vertical
------------	---------------------	-----------------	------	------	----------



Site : chamber
Condition: 3m VERTICAL
Job No : 06549RG
Mode : 5230 Band edge
Note : 5G WiFi 11AC 40
Antenna : MIMO

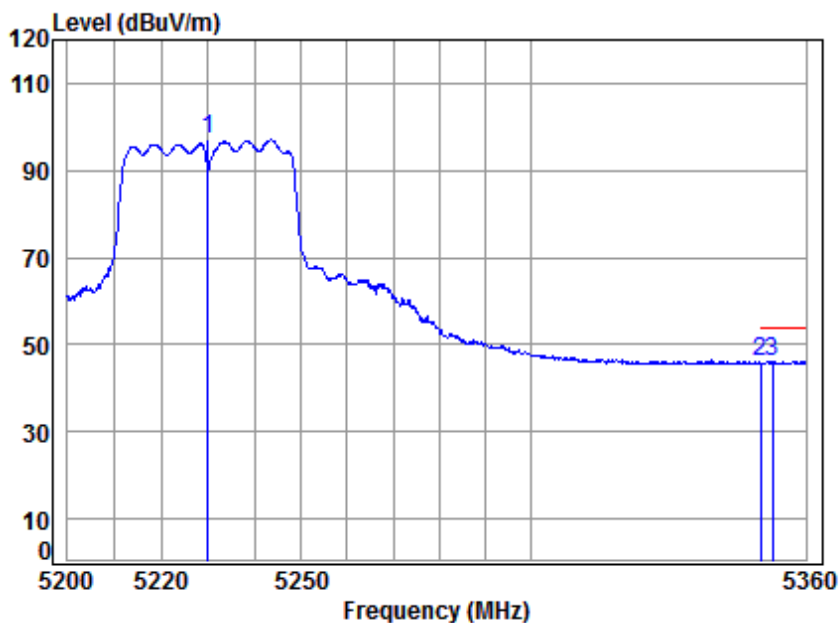
	Freq	Cable Loss	Ant Factor	Preamp Factor	Read Level	Level	Limit Line	Over Limit	Remark
	MHz	dB	dB/m	dB	dBuV	dBuV/m	dBuV/m	dB	
1 pp	5230.000	8.45	34.39	42.28	103.60	104.16	68.20	35.96	peak
2	5350.020	8.63	34.48	42.17	52.53	53.47	74.00	-20.53	peak
3	5356.428	8.64	34.49	42.16	54.71	55.68	74.00	-18.32	peak



**SGS-CSTC Standards Technical Services Co., Ltd.
Shenzhen Branch**

Report No.: SZEM180700654903
Page: 716 of 783

Test mode:	802.11ac(HT40)_MIMO	Frequency(MHz):	5230	Average	Vertical
------------	---------------------	-----------------	------	---------	----------



Site : chamber
Condition: 3m VERTICAL
Job No : 06549RG
Mode : 5230 Band edge
Note : 5G WiFi 11AC 40
Antenna : MIMO

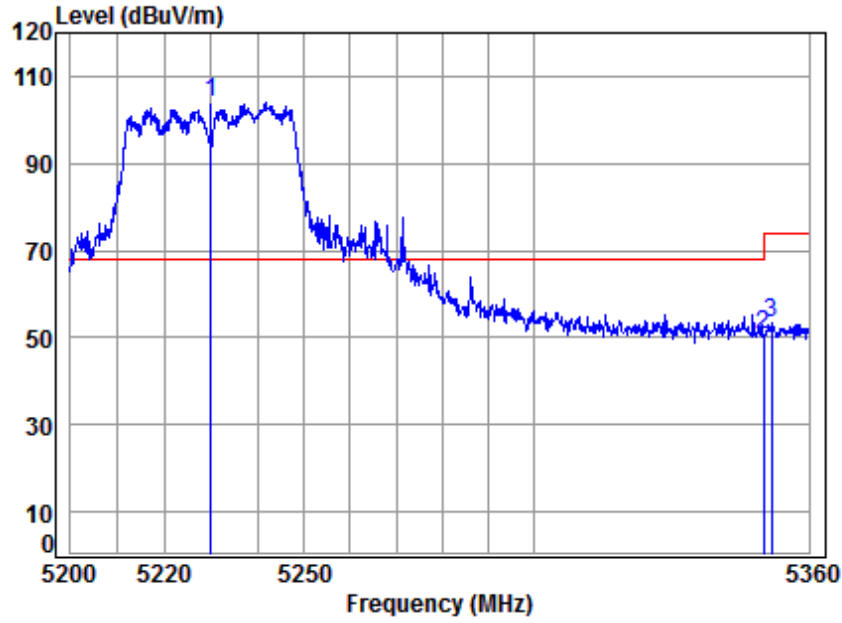
	Freq	Cable Loss	Ant Factor	Preamp Factor	Read Level	Level	Limit Line	Over Limit	Remark
	MHz	dB	dB/m	dB	dBuV	dBuV/m	dBuV/m	dB	
1	5230.000	8.45	34.39	42.28	96.53	97.09	-----	-----	Average
2	5350.020	8.63	34.48	42.17	45.22	46.16	54.00	-7.84	Average
3	pp 5352.695	8.63	34.49	42.17	45.26	46.21	54.00	-7.79	Average



**SGS-CSTC Standards Technical Services Co., Ltd.
Shenzhen Branch**

Report No.: SZEM180700654903
Page: 717 of 783

Test mode:	802.11ac(HT40)_MIMO	Frequency(MHz):	5230	Peak	Horizontal
------------	---------------------	-----------------	------	------	------------



Site : chamber
Condition: 3m HORIZONTAL
Job No : 06549RG
Mode : 5230 Band edge
Note : 5G WiFi 11AC 40
Antenna : MIMO

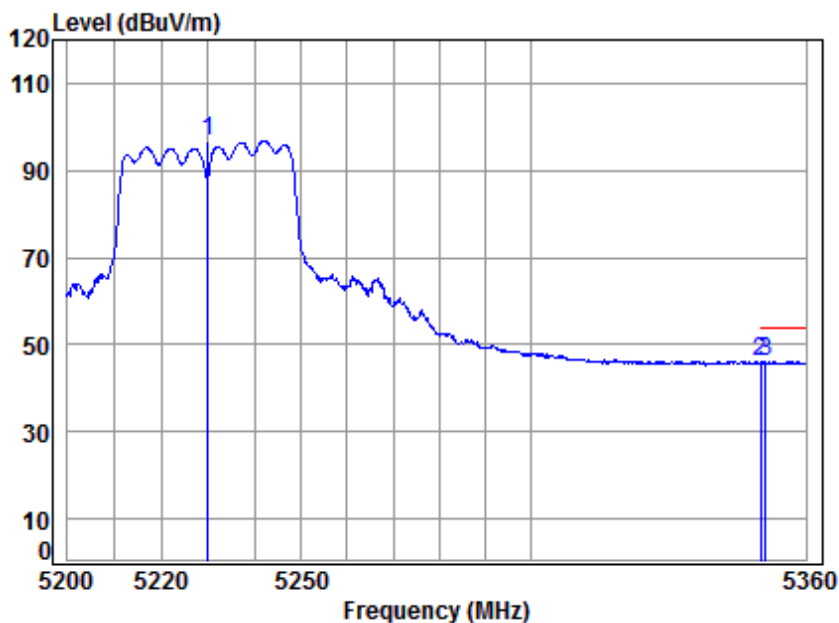
	Cable	Ant	Preamp	Read	Limit	Over		
Freq	Loss	Factor	Factor	Level	Level	Line	Limit	Remark
MHz	dB	dB/m	dB	dBuV	dBuV/m	dBuV/m	dB	
1 pp 5230.000	8.45	34.39	42.28	103.27	103.83	68.20	35.63	peak
2 5350.020	8.63	34.48	42.17	49.77	50.71	74.00	-23.29	peak
3 5351.722	8.63	34.49	42.17	52.65	53.60	74.00	-20.40	peak



**SGS-CSTC Standards Technical Services Co., Ltd.
Shenzhen Branch**

Report No.: SZEM180700654903
Page: 718 of 783

Test mode:	802.11ac(HT40)_MIMO	Frequency(MHz):	5230	Average	Horizontal
------------	---------------------	-----------------	------	---------	------------

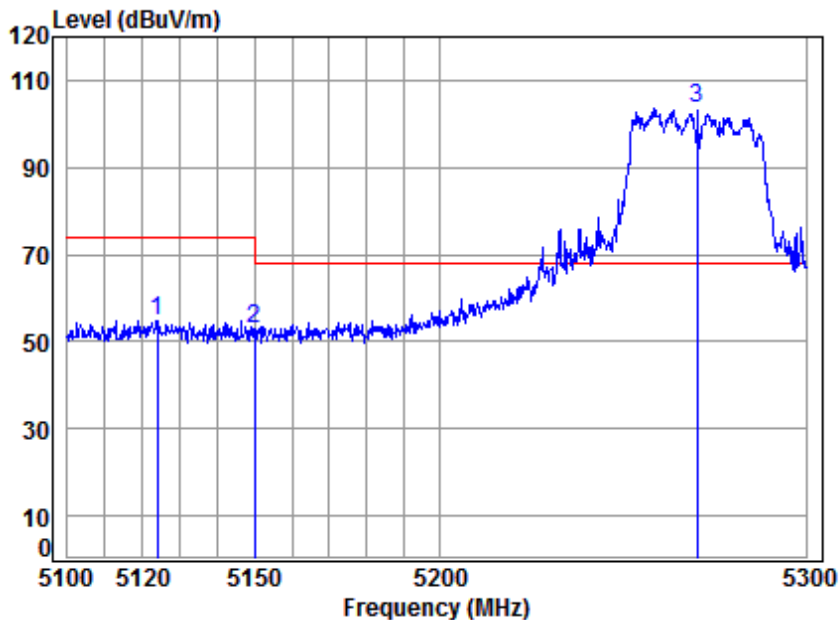


Site : chamber
Condition: 3m HORIZONTAL
Job No : 06549RG
Mode : 5230 Band edge
Note : 5G WiFi 11AC 40
Antenna : MIMO

	Freq	Cable Loss	Ant Factor	Preamp Factor	Read Level	Limit Level	Over Limit	Remark
	MHz	dB	dB/m	dB	dBuV	dBuV/m	dBuV/m	dB
1	5230.000	8.45	34.39	42.28	96.32	96.88	-----	Average
2	5350.020	8.63	34.48	42.17	45.04	45.98	54.00	-8.02 Average
3	pp 5351.073	8.63	34.48	42.17	45.15	46.09	54.00	-7.91 Average



Test mode:	802.11ac(HT40)_MIMO	Frequency(MHz):	5270	Peak	Vertical
------------	---------------------	-----------------	------	------	----------



Site : chamber
Condition: 3m VERTICAL
Job No : 06549RG
Mode : 5270 Band edge
: 5G WIFI 11AC 40
: MIMO

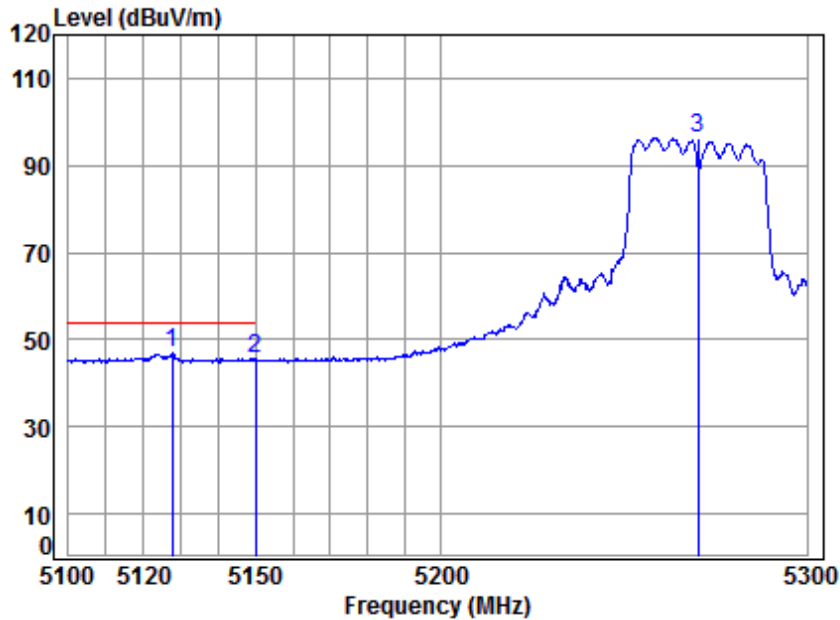
	Freq	Cable Loss	Ant Factor	Preamp Factor	Read Level	Level	Limit	Over	Remark
	MHz	dB	dB/m	dB	dBuV	dBuV/m	dBuV/m	dB	
1	5123.990	8.29	34.30	42.38	54.52	54.73	74.00	-19.27	peak
2	5149.980	8.33	34.32	42.36	52.75	53.04	74.00	-20.96	peak
3	pp 5270.000	8.51	34.42	42.24	102.71	103.40	68.20	35.20	peak



**SGS-CSTC Standards Technical Services Co., Ltd.
Shenzhen Branch**

Report No.: SZEM180700654903
Page: 720 of 783

Test mode:	802.11ac(HT40)_MIMO	Frequency(MHz):	5270	Average	Vertical
------------	---------------------	-----------------	------	---------	----------



Site : chamber
Condition: 3m VERTICAL
Job No : 06549RG
Mode : 5270 Band edge
: 5G WIFI 11AC 40
: MIMO

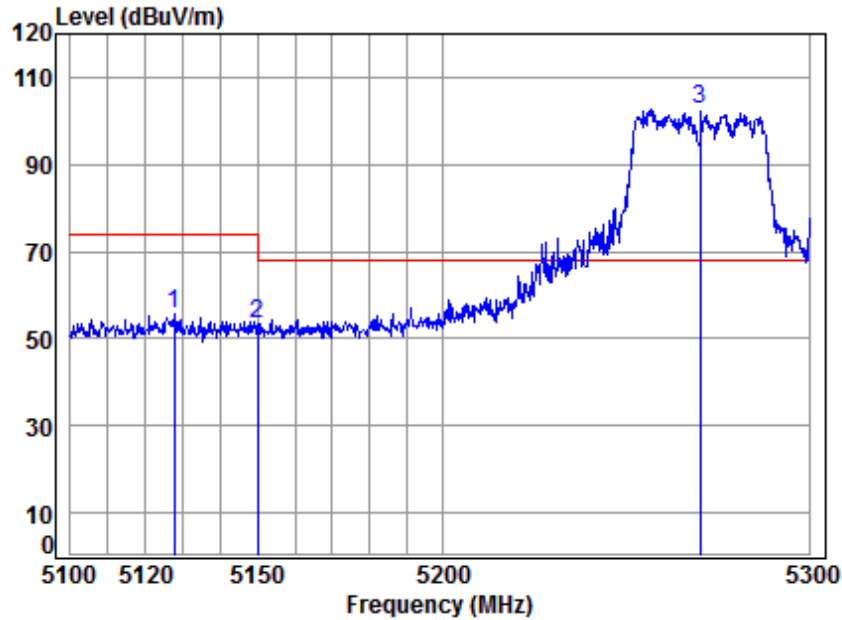
		Cable	Ant	Preamp	Read	Limit	Over		
	Freq	Loss	Factor	Factor	Level	Level	Line	Limit	Remark
	MHz	dB	dB/m	dB	dBuV	dBuV/m	dBuV/m	dB	
1 pp	5127.736	8.29	34.31	42.38	46.61	46.83	54.00	-7.17	Average
2	5149.980	8.33	34.32	42.36	45.25	45.54	54.00	-8.46	Average
3	5270.000	8.51	34.42	42.24	95.75	96.44	-----	-----	Average



**SGS-CSTC Standards Technical Services Co., Ltd.
Shenzhen Branch**

Report No.: SZEM180700654903
Page: 721 of 783

Test mode:	802.11ac(HT40)_MIMO	Frequency(MHz):	5270	Peak	Horizontal
------------	---------------------	-----------------	------	------	------------

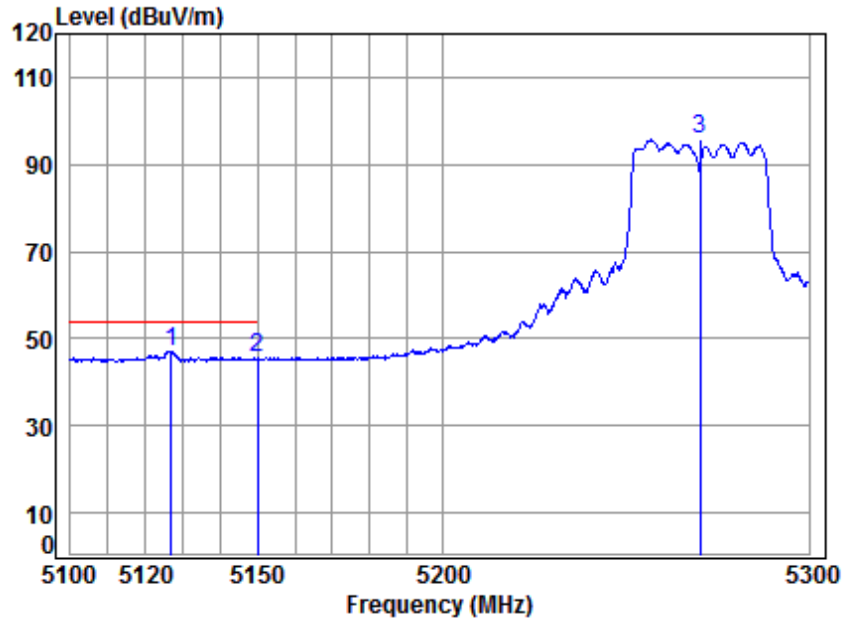


Site : chamber
Condition: 3m HORIZONTAL
Job No : 06549RG
Mode : 5270 Band edge
: 5G WIFI 11AC 40
: MIMO

	Freq	Cable Loss	Ant Factor	Preamp Factor	Read Level	Level	Limit	Over	Remark
	MHz	dB	dB/m	dB	dBuV	dBuV/m	dBuV/m	dB	
1	5127.539	8.29	34.31	42.38	55.44	55.66	74.00	-18.34	peak
2	5149.980	8.33	34.32	42.36	52.91	53.20	74.00	-20.80	peak
3 pp	5270.000	8.51	34.42	42.24	102.12	102.81	68.20	34.61	peak



Test mode:	802.11ac(HT40)_MIMO	Frequency(MHz):	5270	Average	Horizontal
------------	---------------------	-----------------	------	---------	------------

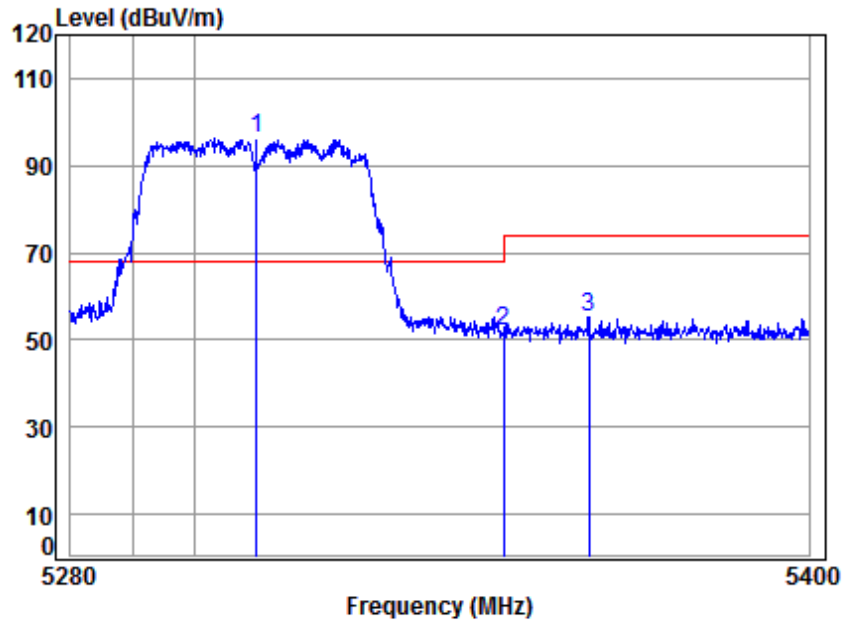


Site : chamber
Condition: 3m HORIZONTAL
Job No : 06549RG
Mode : 5270 Band edge
: 5G WIFI 11AC 40
: MIMO

		Cable	Ant	Preamp	Read	Limit	Over		
	Freq	Loss	Factor	Factor	Level	Line	Limit	Remark	
	MHz	dB	dB/m	dB	dBuV	dBuV/m	dBuV/m	dB	
1	pp 5126.947	8.29	34.31	42.38	46.76	46.98	54.00	-7.02	Average
2	5149.980	8.33	34.32	42.36	45.24	45.53	54.00	-8.47	Average
3	5270.000	8.51	34.42	42.24	94.94	95.63	-----	-----	Average



Test mode:	802.11ac(HT40)_MIMO	Frequency(MHz):	5310	Peak	Vertical
------------	---------------------	-----------------	------	------	----------



Site : chamber
Condition: 3m VERTICAL
Job No : 06549RG
Mode : 5310 Band edge
: 5G WIFI 11AC 40
: MIMO

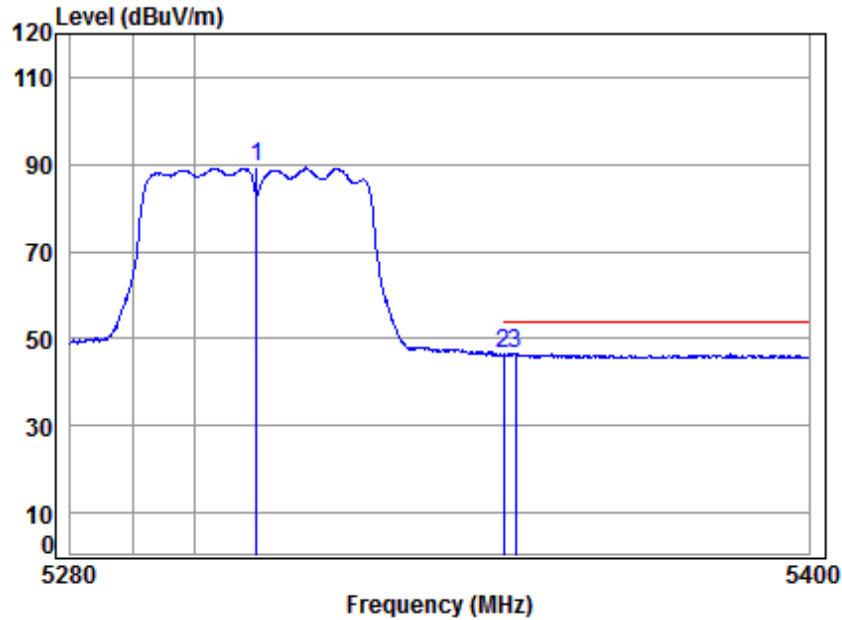
	Freq	Cable Loss	Ant Factor	Preamp Factor	Read Level	Level	Limit Line	Over Limit	Remark
	MHz	dB	dB/m	dB	dBuV	dBuV/m	dBuV/m	dB	
1 pp	5310.000	8.57	34.45	42.21	95.26	96.07	68.20	27.87	peak
2	5350.020	8.63	34.48	42.17	51.00	51.94	74.00	-22.06	peak
3	5363.958	8.65	34.49	42.16	54.44	55.42	74.00	-18.58	peak



**SGS-CSTC Standards Technical Services Co., Ltd.
Shenzhen Branch**

Report No.: SZEM180700654903
Page: 724 of 783

Test mode:	802.11ac(HT40)_MIMO	Frequency(MHz):	5310	Average	Vertical
------------	---------------------	-----------------	------	---------	----------



Site : chamber
Condition: 3m VERTICAL
Job No : 06549RG
Mode : 5310 Band edge
: 5G WIFI 11AC 40
: MIMO

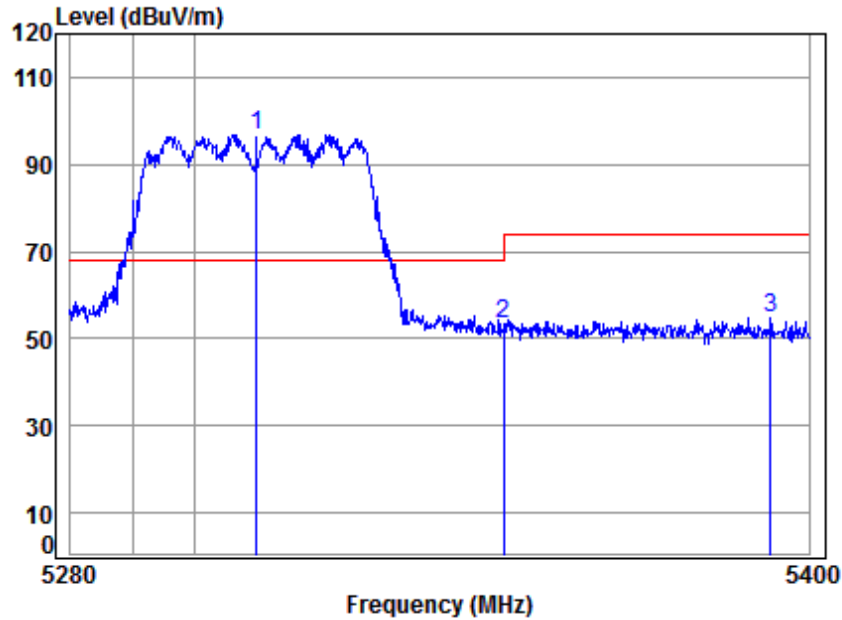
	Freq	Cable Loss	Ant Factor	Preamp Factor	Read Level	Level	Limit	Over	Remark
	MHz	dB	dB/m	dB	dBuV	dBuV/m	dBuV/m	dB	
1	5310.000	8.57	34.45	42.21	88.42	89.23	-----	-----	Average
2	5350.020	8.63	34.48	42.17	45.42	46.36	54.00	-7.64	Average
3 pp	5352.037	8.63	34.49	42.17	45.50	46.45	54.00	-7.55	Average



**SGS-CSTC Standards Technical Services Co., Ltd.
Shenzhen Branch**

Report No.: SZEM180700654903
Page: 725 of 783

Test mode:	802.11ac(HT40)_MIMO	Frequency(MHz):	5310	Peak	Horizontal
------------	---------------------	-----------------	------	------	------------



Site : chamber
Condition: 3m HORIZONTAL
Job No : 06549RG
Mode : 5310 Band edge
: 5G WIFI 11AC 40
: MIMO

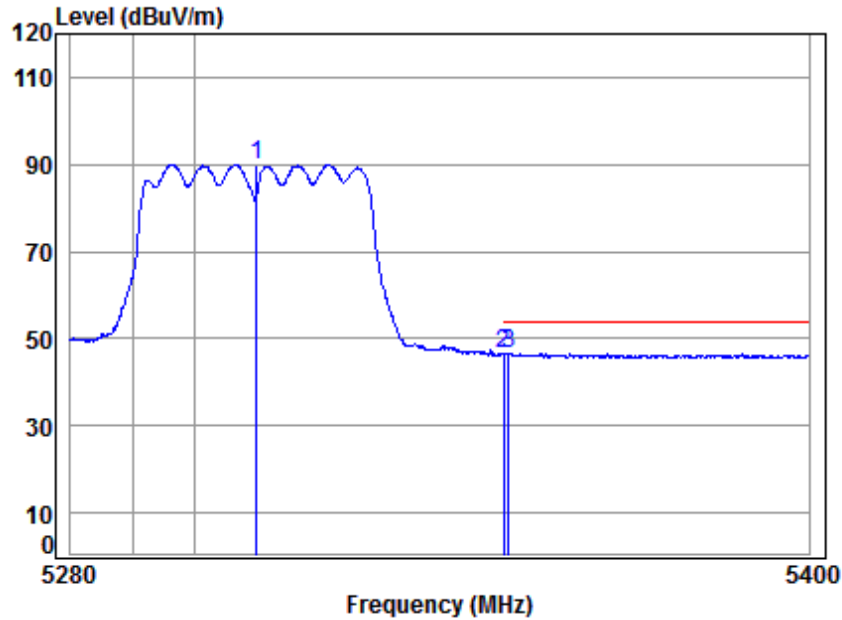
		Cable	Ant	Preamp	Read	Limit	Over	
	Freq	Loss	Factor	Factor	Level	Line	Limit	Remark
	MHz	dB	dB/m	dB	dBuV	dBuV/m	dBuV/m	dB
1 pp	5310.000	8.57	34.45	42.21	95.92	96.73	68.20	28.53 peak
2	5350.020	8.63	34.48	42.17	52.52	53.46	74.00	-20.54 peak
3	5393.693	8.69	34.52	42.13	53.68	54.76	74.00	-19.24 peak



**SGS-CSTC Standards Technical Services Co., Ltd.
Shenzhen Branch**

Report No.: SZEM180700654903
Page: 726 of 783

Test mode:	802.11ac(HT40)_MIMO	Frequency(MHz):	5310	Average	Horizontal
------------	---------------------	-----------------	------	---------	------------



Site : chamber
Condition: 3m HORIZONTAL
Job No : 06549RG
Mode : 5310 Band edge
: 5G WIFI 11AC 40
: MIMO

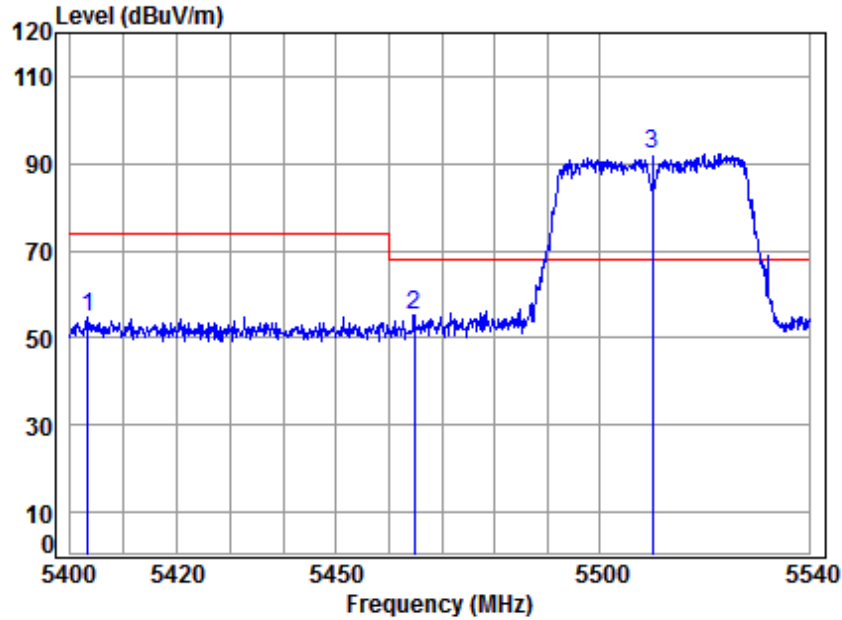
	Freq	Cable Loss	Ant Factor	Preamp Factor	Read Level	Level	Limit	Over	Remark
	MHz	dB	dB/m	dB	dBuV	dBuV/m	dBuV/m	dB	
1	5310.000	8.57	34.45	42.21	89.12	89.93	-----	-----	Average
2	5350.020	8.63	34.48	42.17	45.54	46.48	54.00	-7.52	Average
3 pp	5350.955	8.63	34.48	42.17	45.73	46.67	54.00	-7.33	Average



**SGS-CSTC Standards Technical Services Co., Ltd.
Shenzhen Branch**

Report No.: SZEM180700654903
Page: 727 of 783

Test mode:	802.11ac(HT40)_MIMO	Frequency(MHz):	5510	Peak	Vertical
------------	---------------------	-----------------	------	------	----------



Site : chamber
Condition: 3m VERTICAL
Job No : 06549RG
Mode : 5510 Band edge
: 5G WIFI 11AC 40
: MIMO

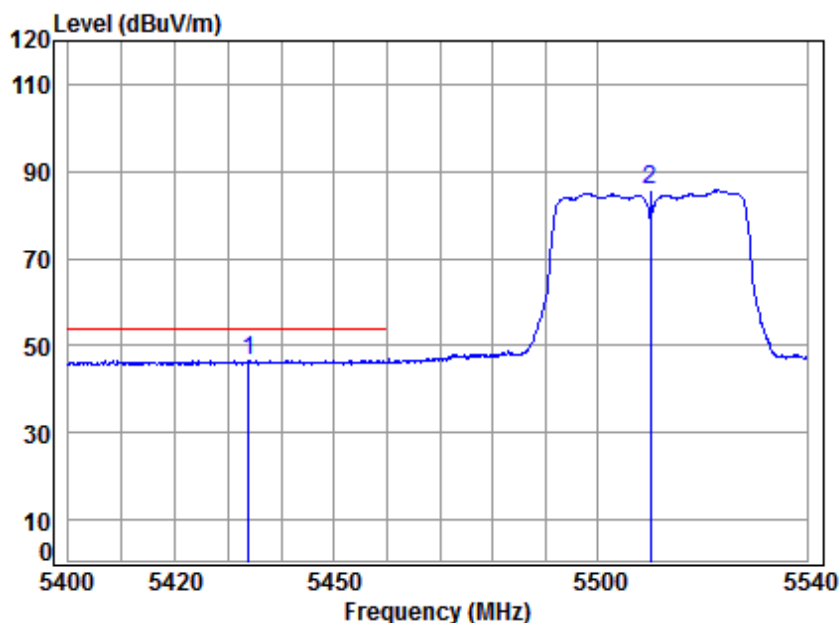
	Freq	Cable Loss	Ant Factor	Preamp Factor	Read Level	Limit Level	Over Line	Remark
	MHz	dB	dB/m	dB	dBuV	dBuV/m	dBuV/m	dB
1	5403.318	8.71	34.53	42.12	53.83	54.95	74.00	-19.05 peak
2	5464.794	8.80	34.57	42.07	53.89	55.19	68.20	-13.01 peak
3 pp	5510.000	8.89	34.61	42.02	90.78	92.26	68.20	24.06 peak



**SGS-CSTC Standards Technical Services Co., Ltd.
Shenzhen Branch**

Report No.: SZEM180700654903
Page: 728 of 783

Test mode:	802.11ac(HT40)_MIMO	Frequency(MHz):	5510	Average	Vertical
------------	---------------------	-----------------	------	---------	----------



Site : chamber
Condition: 3m VERTICAL
Job No : 06549RG
Mode : 5510 Band edge
: 5G WIFI 11AC 40
: MIMO

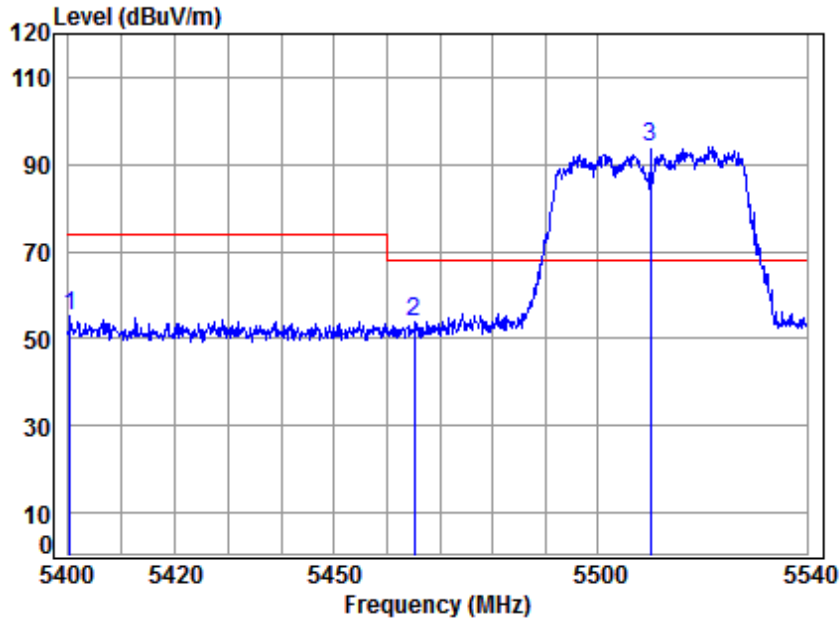
	Freq	Cable Loss	Ant Factor	Preamp Factor	Read Level	Level	Limit	Over	Remark
	MHz	dB	dB/m	dB	dBuV	dBuV/m	dBuV/m	dB	
1 pp	5433.830	8.75	34.55	42.09	45.50	46.71	54.00	-7.29	Average
2	5510.000	8.89	34.61	42.02	84.34	85.82	-----	-----	Average



SGS-CSTC Standards Technical Services Co., Ltd.
Shenzhen Branch

Report No.: SZEM180700654903
 Page: 729 of 783

Test mode:	802.11ac(HT40)_MIMO	Frequency(MHz):	5510	Peak	Horizontal
------------	---------------------	-----------------	------	------	------------



Site : chamber
 Condition: 3m HORIZONTAL
 Job No : 06549RG
 Mode : 5510 Band edge
 : 5G WIFI 11AC 40
 : MIMO

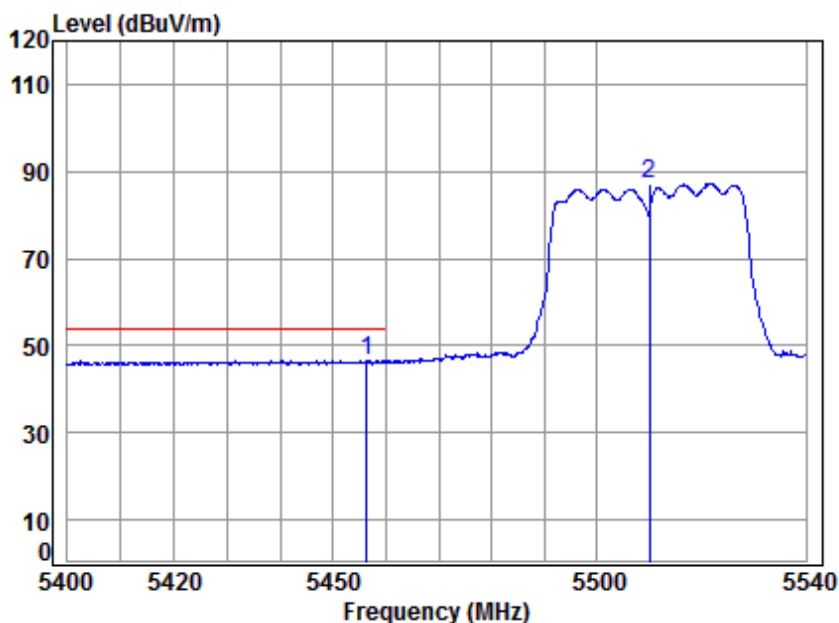
	Freq	Cable Loss	Ant Factor	Preamp Factor	Read Level	Level	Limit	Over	Remark
	MHz	dB	dB/m	dB	dBuV	dBuV/m	dBuV/m	dB	
1	5400.276	8.70	34.52	42.12	53.99	55.09	74.00	-18.91	peak
2	5465.214	8.80	34.57	42.06	52.66	53.97	68.20	-14.23	peak
3 pp	5510.000	8.89	34.61	42.02	92.52	94.00	68.20	25.80	peak



**SGS-CSTC Standards Technical Services Co., Ltd.
Shenzhen Branch**

Report No.: SZEM180700654903
Page: 730 of 783

Test mode:	802.11ac(HT40)_MIMO	Frequency(MHz):	5510	Average	Horizontal
------------	---------------------	-----------------	------	---------	------------

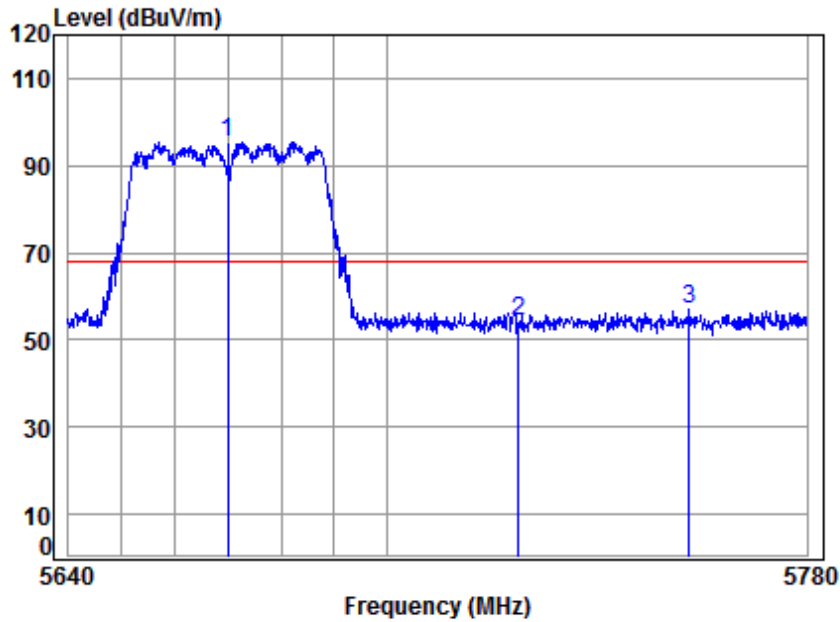


Site : chamber
Condition: 3m HORIZONTAL
Job No : 06549RG
Mode : 5510 Band edge
: 5G WIFI 11AC 40
: MIMO

		Cable	Ant	Preamp	Read	Limit	Over		
	Freq	Loss	Factor	Factor	Level	Line	Limit	Remark	
	MHz	dB	dB/m	dB	dBuV	dBuV/m	dBuV/m	dB	
1 pp	5456.269	8.79	34.57	42.07	45.36	46.65	54.00	-7.35	Average
2	5510.000	8.89	34.61	42.02	85.79	87.27	-----	-----	Average



Test mode:	802.11ac(HT40)_MIMO	Frequency(MHz):	5670	Peak	Vertical
------------	---------------------	-----------------	------	------	----------



Site : chamber
Condition: 3m VERTICAL
Job No : 06549RG
Mode : 5670 Band edge
: 5G WIFI 11AC 40
: MIMO

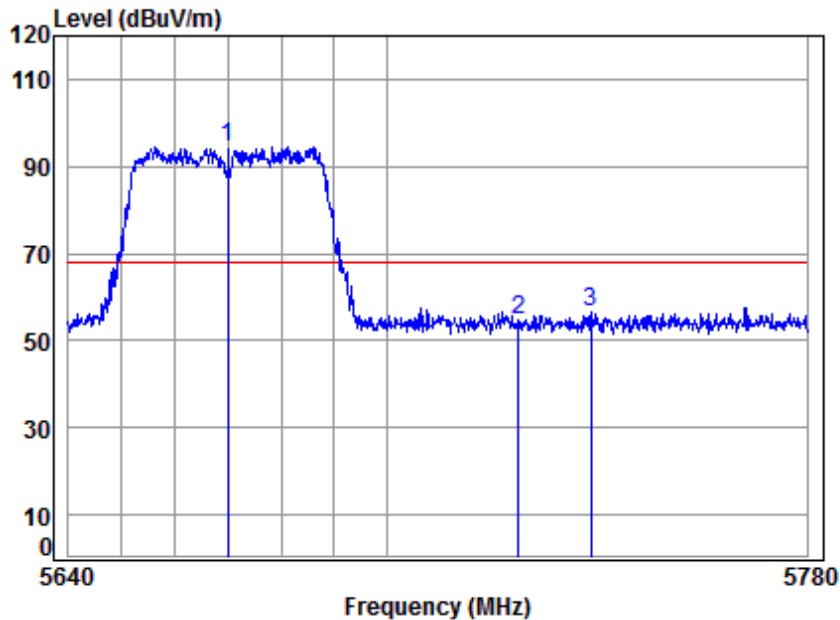
	Cable	Ant	Preamp	Read	Limit	Over		
Freq	Loss	Factor	Factor	Level	Level	Line	Limit	Remark
MHz	dB	dB/m	dB	dBuV	dBuV/m	dBuV/m	dB	
1 pp 5670.000	9.45	34.77	41.88	93.21	95.55	68.20	27.35	peak
2 5725.000	9.64	34.83	41.84	51.85	54.48	68.20	-13.72	peak
3 5757.510	9.75	34.86	41.81	54.10	56.90	68.20	-11.30	peak



**SGS-CSTC Standards Technical Services Co., Ltd.
Shenzhen Branch**

Report No.: SZEM180700654903
Page: 732 of 783

Test mode:	802.11ac(HT40)_MIMO	Frequency(MHz):	5670	Peak	Horizontal
------------	---------------------	-----------------	------	------	------------

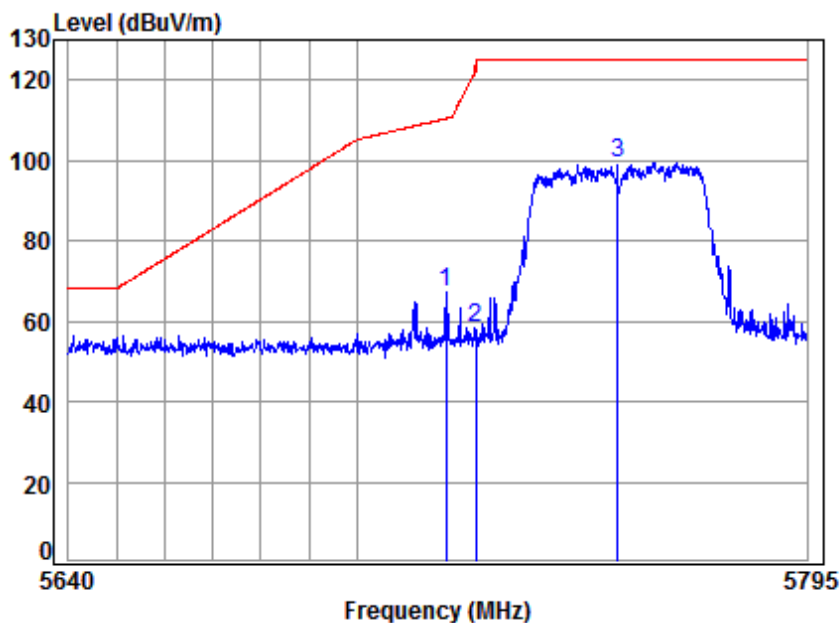


Site : chamber
Condition: 3m HORIZONTAL
Job No : 06549RG
Mode : 5670 Band edge
: 5G WIFI 11AC 40
: MIMO

		Cable	Ant	Preamp	Read	Limit	Over	
	Freq	Loss	Factor	Factor	Level	Line	Limit	Remark
	MHz	dB	dB/m	dB	dBuV	dBuV/m	dBuV/m	dB
1 pp	5670.000	9.45	34.77	41.88	92.21	94.55	68.20	26.35 peak
2	5725.000	9.64	34.83	41.84	51.91	54.54	68.20	-13.66 peak
3	5738.624	9.69	34.84	41.83	53.67	56.37	68.20	-11.83 peak



Test mode:	802.11ac(HT40)_MIMO	Frequency(MHz):	5755	Peak	Vertical
------------	---------------------	-----------------	------	------	----------



Site : chamber
 Condition: 3m VERTICAL
 Job No : 06549CR
 Mode : 5755 Band edge
 : 5G WIFI 11AC 40
 : MIMO

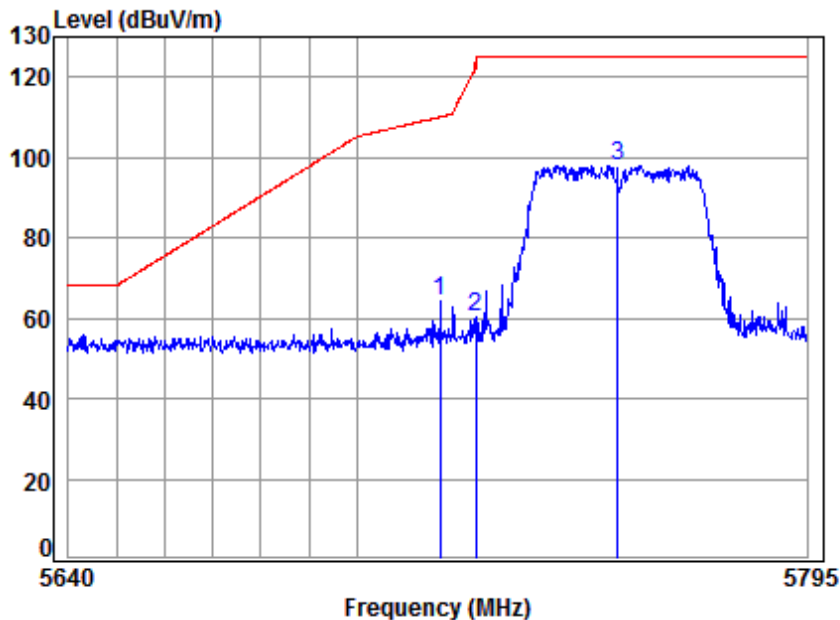
	Cable	Ant	Preamp	Read	Limit	Over		
Freq	Loss	Factor	Factor	Level	Level	Line	Limit	Remark
MHz	dB	dB/m	dB	dBuV	dBuV/m	dBuV/m	dB	
1	5718.680	9.62	34.82	41.84	64.44	67.04	110.43	-43.39 peak
2	5725.000	9.64	34.83	41.84	55.84	58.47	122.20	-63.73 peak
3	pp 5755.000	9.75	34.86	41.81	96.44	99.24	125.20	-25.96 peak



SGS-CSTC Standards Technical Services Co., Ltd. Shenzhen Branch

Report No.: SZEM180700654903
Page: 734 of 783

Test mode:	802.11ac(HT40)_MIMO	Frequency(MHz):	5755	Peak	Horizontal
------------	---------------------	-----------------	------	------	------------



Site : chamber
 Condition: 3m HORIZONTAL
 Job No : 06549CR
 Mode : 5755 Band edge
 : 5G WIFI 11AC 40
 : MIMO

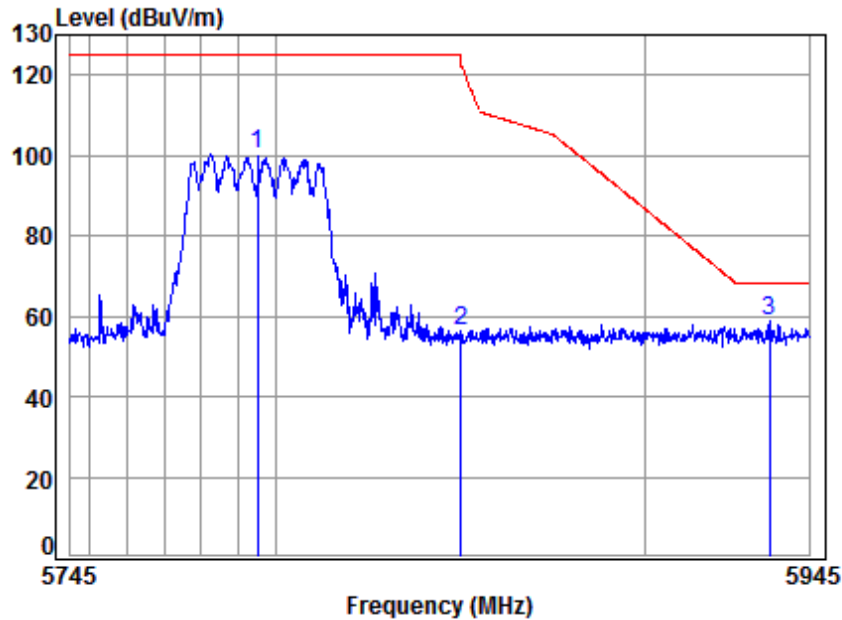
	Cable	Ant	Preamp	Read		Limit	Over	
Freq	Loss	Factor	Factor	Level	Level	Line	Limit	Remark
MHz	dB	dB/m	dB	dBuV	dBuV/m	dBuV/m	dB	
1	5717.595	9.62	34.82	41.84	61.87	64.47	110.13	-45.66 peak
2	5725.000	9.64	34.83	41.84	57.76	60.39	122.20	-61.81 peak
3	pp 5755.000	9.75	34.86	41.81	95.09	97.89	125.20	-27.31 peak



**SGS-CSTC Standards Technical Services Co., Ltd.
Shenzhen Branch**

Report No.: SZEM180700654903
Page: 735 of 783

Test mode:	802.11ac(HT40)_MIMO	Frequency(MHz):	5795	Peak	Vertical
------------	---------------------	-----------------	------	------	----------

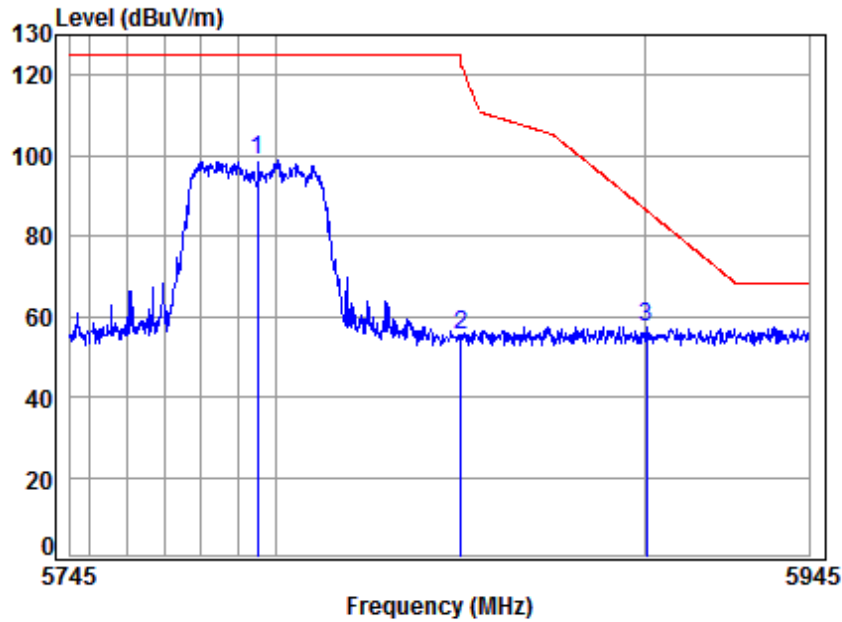


Site : chamber
 Condition: 3m VERTICAL
 Job No : 06549CR
 Mode : 5795 Band edge
 : 5G WIFI 11AC 40
 : MIMO

	Cable	Ant	Preamp	Read	Limit	Over		
Freq	Loss	Factor	Factor	Level	Level	Line	Limit	Remark
MHz	dB	dB/m	dB	dBuV	dBuV/m	dBuV/m	dB	
1	5795.000	9.88	34.90	41.78	97.22	100.22	125.20	-24.98 peak
2	5850.000	10.07	34.95	41.73	52.96	56.25	122.20	-65.95 peak
3	pp 5934.228	10.35	35.04	41.66	55.04	58.77	68.20	-9.43 peak



Test mode:	802.11ac(HT40)_MIMO	Frequency(MHz):	5795	Peak	Horizontal
------------	---------------------	-----------------	------	------	------------



Site : chamber
Condition: 3m HORIZONTAL
Job No : 06549CR
Mode : 5795 Band edge
: 5G WIFI 11AC 40
: MIMO

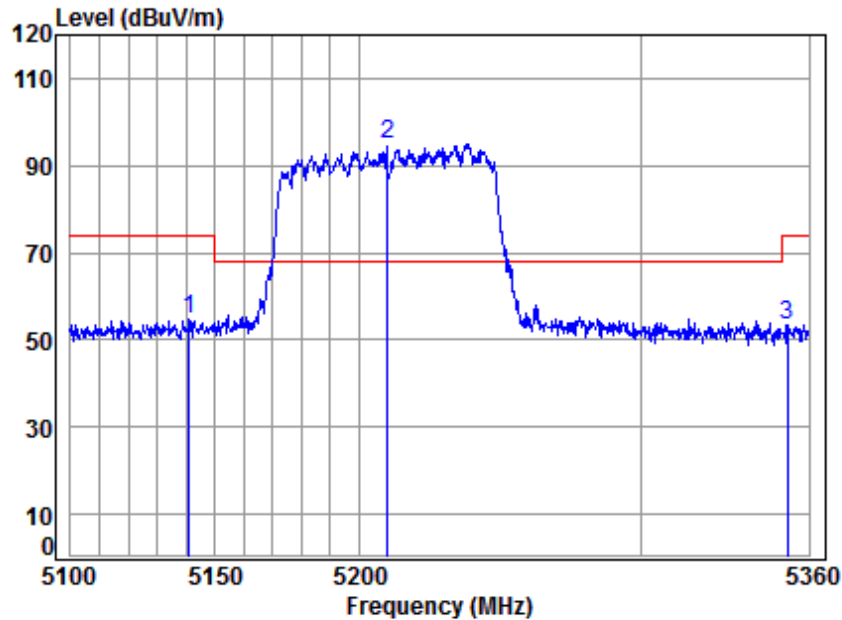
	Cable	Ant	Preamp	Read	Limit	Over		
Freq	Loss	Factor	Factor	Level	Level	Line	Limit	Remark
MHz	dB	dB/m	dB	dBuV	dBuV/m	dBuV/m	dB	
1 pp 5795.000	9.88	34.90	41.78	96.08	99.08	125.20	-26.12	peak
2 5850.000	10.07	34.95	41.73	52.20	55.49	122.20	-66.71	peak
3 5900.411	10.24	35.00	41.69	53.92	57.47	86.40	-28.93	peak



**SGS-CSTC Standards Technical Services Co., Ltd.
Shenzhen Branch**

Report No.: SZEM180700654903
Page: 737 of 783

Test mode:	802.11ac(HT80)_MIMO	Frequency(MHz):	5210	Peak	Vertical
------------	---------------------	-----------------	------	------	----------



Site : chamber
Condition: 3m VERTICAL
Job No : 06549RG
Mode : 5210 Band edge
Note : 5G WiFi 11AC 80
Antenna : MIMO

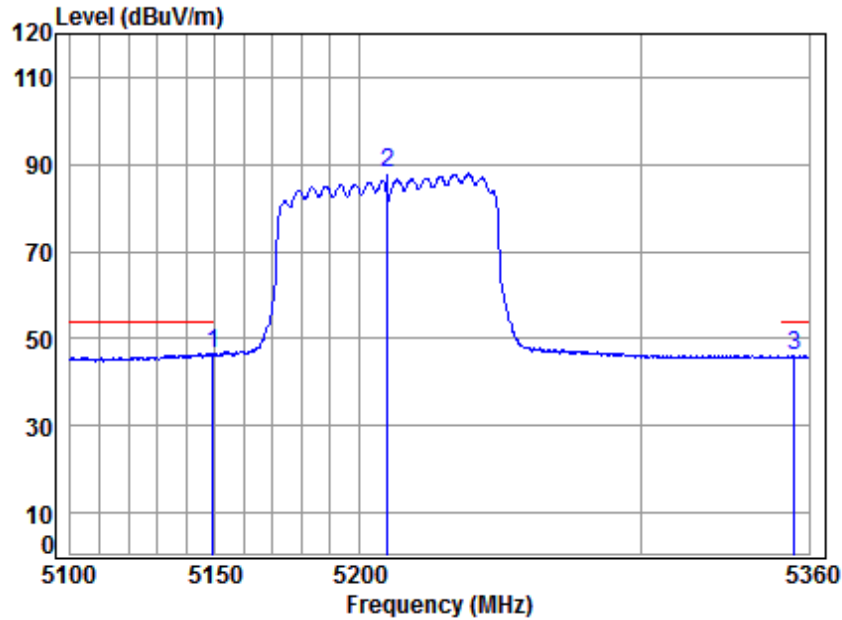
	Freq	Cable Loss	Ant Factor	Preamp Factor	Read Level	Limit Level	Over Limit	Remark
	MHz	dB	dB/m	dB	dBuV	dBuV/m	dBuV/m	dB
1	5140.992	8.31	34.32	42.36	54.27	54.54	74.00	-19.46 peak
2	5210.000	8.42	34.37	42.30	94.52	95.01	68.20	26.81 peak
3	5352.276	8.63	34.49	42.17	52.38	53.33	74.00	-20.67 peak



**SGS-CSTC Standards Technical Services Co., Ltd.
Shenzhen Branch**

Report No.: SZEM180700654903
Page: 738 of 783

Test mode:	802.11ac(HT80)_MIMO	Frequency(MHz):	5210	Average	Vertical
------------	---------------------	-----------------	------	---------	----------

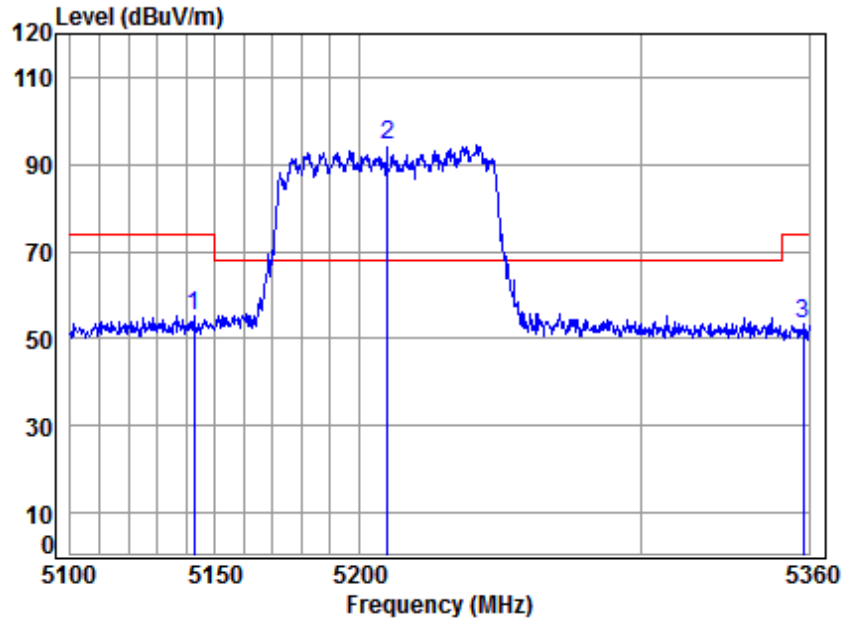


Site : chamber
Condition: 3m VERTICAL
Job No : 06549RG
Mode : 5210 Band edge
Note : 5G WiFi 11AC 80
Antenna : MIMO

	Freq	Cable Loss	Ant Factor	Preamp Factor	Read Level	Level	Limit	Over	Remark
	MHz	dB	dB/m	dB	dBuV	dBuV/m	dBuV/m	dB	
1 pp	5149.178	8.32	34.32	42.36	46.27	46.55	54.00	-7.45	Average
2	5210.000	8.42	34.37	42.30	87.40	87.89	-----	-----	Average
3	5354.672	8.64	34.49	42.16	45.16	46.13	54.00	-7.87	Average



Test mode:	802.11ac(HT80)_MIMO	Frequency(MHz):	5210	Peak	Horizontal
------------	---------------------	-----------------	------	------	------------



Site : chamber
Condition: 3m HORIZONTAL
Job No : 06549RG
Mode : 5210 Band edge
Note : 5G WiFi 11AC 80
Antenna : MIMO

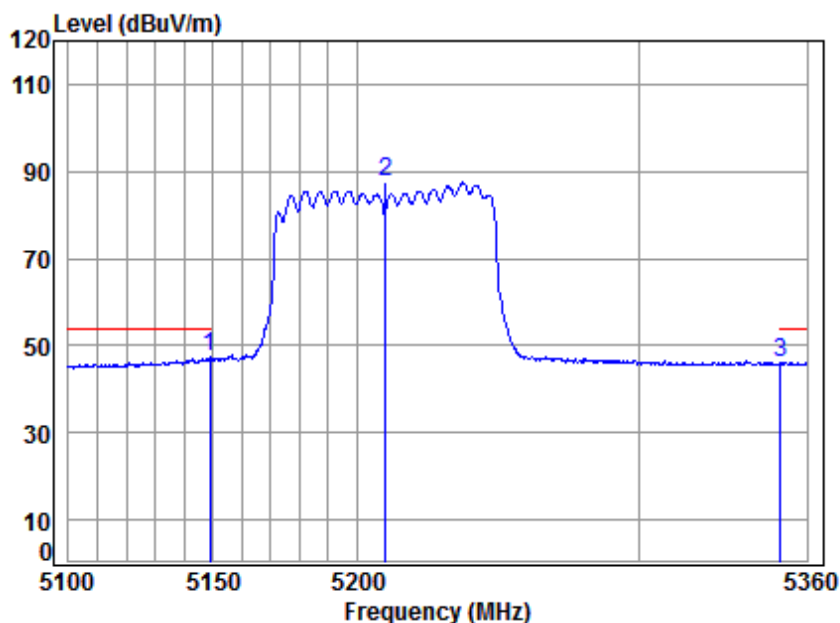
	Freq	Cable Loss	Ant Factor	Preamp Factor	Read Level	Level	Limit	Over	Remark
	MHz	dB	dB/m	dB	dBuV	dBuV/m	dBuV/m	dB	
1	5142.781	8.31	34.32	42.36	54.98	55.25	74.00	-18.75	peak
2 pp	5210.000	8.42	34.37	42.30	93.75	94.24	68.20	26.04	peak
3	5358.135	8.64	34.49	42.16	52.61	53.58	74.00	-20.42	peak



**SGS-CSTC Standards Technical Services Co., Ltd.
Shenzhen Branch**

Report No.: SZEM180700654903
Page: 740 of 783

Test mode:	802.11ac(HT80)_MIMO	Frequency(MHz):	5210	Average	Horizontal
------------	---------------------	-----------------	------	---------	------------

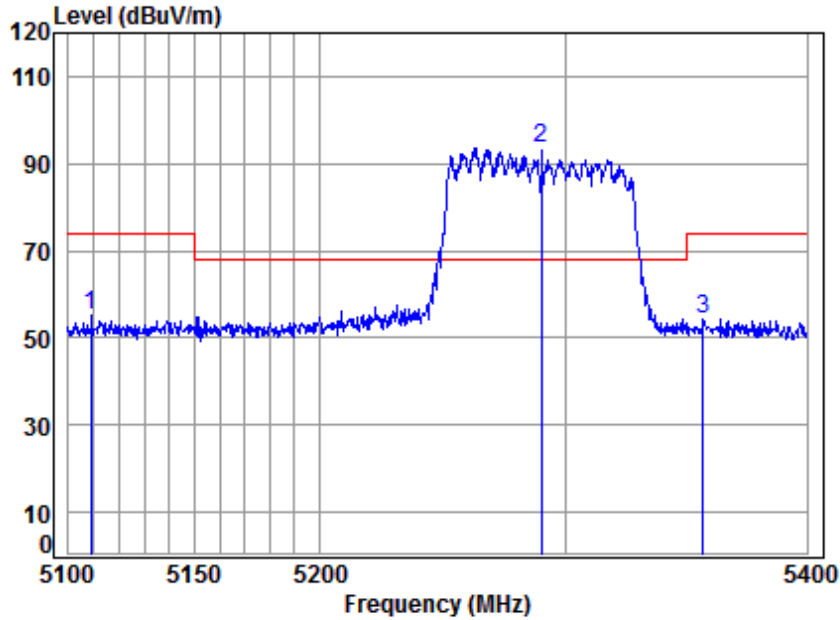


Site : chamber
Condition: 3m HORIZONTAL
Job No : 06549RG
Mode : 5210 Band edge
Note : 5G WiFi 11AC 80
Antenna : MIMO

	Freq	Cable Loss	Ant Factor	Preamp Factor	Read Level	Limit Level	Limit Line	Over Limit	Remark
	MHz	dB	dB/m	dB	dBuV	dBuV/m	dBuV/m	dB	
1 pp	5148.667	8.32	34.32	42.36	46.96	47.24	54.00	-6.76	Average
2	5210.000	8.42	34.37	42.30	86.91	87.40	-----	-----	Average
3	5350.414	8.63	34.48	42.17	45.19	46.13	54.00	-7.87	Average



Test mode:	802.11ac(HT80)_MIMO	Frequency(MHz):	5290	Peak	Vertical
------------	---------------------	-----------------	------	------	----------

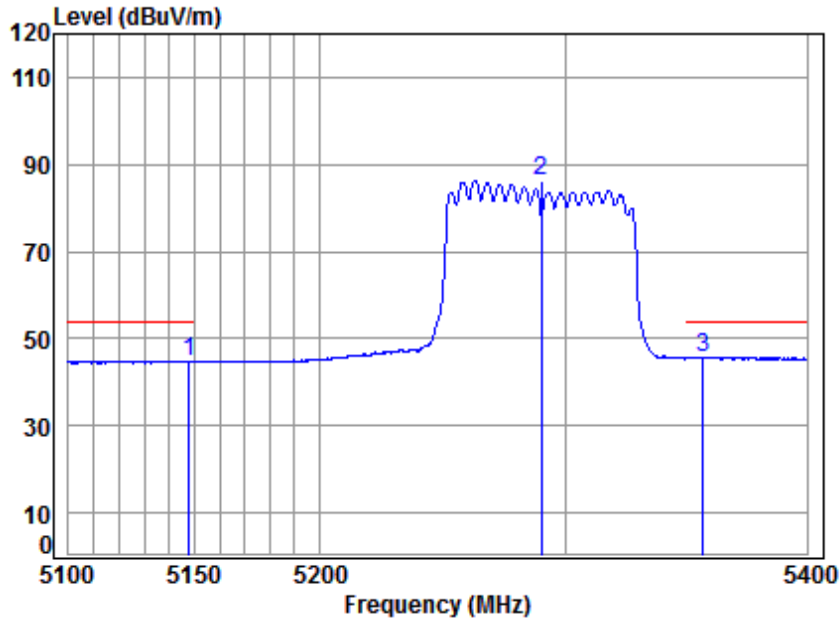


Site : chamber
Condition: 3m VERTICAL
Job No : 06549RG
Mode : 5290 Band edge
: 5G WIFI 11AC 80
: MIMO

	Freq	Cable Loss	Ant Factor	Preamp Factor	Read Level	Limit Level	Over Line	Over Limit	Remark
	MHz	dB	dB/m	dB	dBuV	dBuV/m	dBuV/m	dB	
1	5109.045	8.26	34.29	42.39	55.03	55.19	74.00	-18.81	peak
2	5290.000	8.54	34.44	42.22	92.67	93.43	68.20	25.23	peak
3	5356.960	8.64	34.49	42.16	53.11	54.08	74.00	-19.92	peak



Test mode:	802.11ac(HT80)_MIMO	Frequency(MHz):	5290	Average	Vertical
------------	---------------------	-----------------	------	---------	----------



Site : chamber
Condition: 3m VERTICAL
Job No : 06549RG
Mode : 5290 Band edge
: 5G WIFI 11AC 80
: MIMO

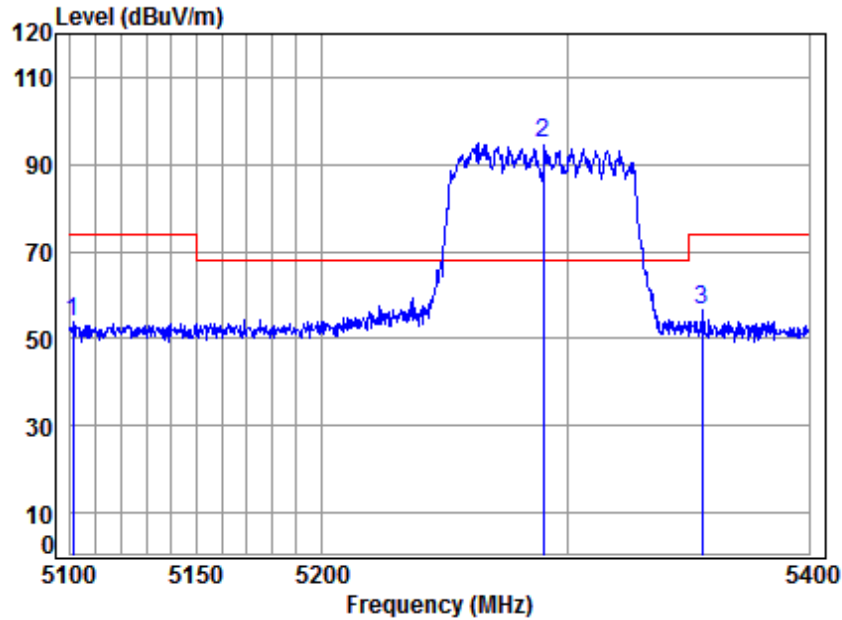
	Freq	Cable Loss	Ant Factor	Preamp Factor	Read Level	Level	Limit	Over	Remark
	MHz	dB	dB/m	dB	dBuV	dBuV/m	dBuV/m	dB	
1	5147.738	8.32	34.32	42.36	44.61	44.89	54.00	-9.11	Average
2	5290.000	8.54	34.44	42.22	85.49	86.25	-----	-----	Average
3 pp	5356.960	8.64	34.49	42.16	44.76	45.73	54.00	-8.27	Average



**SGS-CSTC Standards Technical Services Co., Ltd.
Shenzhen Branch**

Report No.: SZEM180700654903
Page: 743 of 783

Test mode:	802.11ac(HT80)_MIMO	Frequency(MHz):	5290	Peak	Horizontal
------------	---------------------	-----------------	------	------	------------



Site : chamber
Condition: 3m HORIZONTAL
Job No : 06549RG
Mode : 5290 Band edge
: 5G WIFI 11AC 80
: MIMO

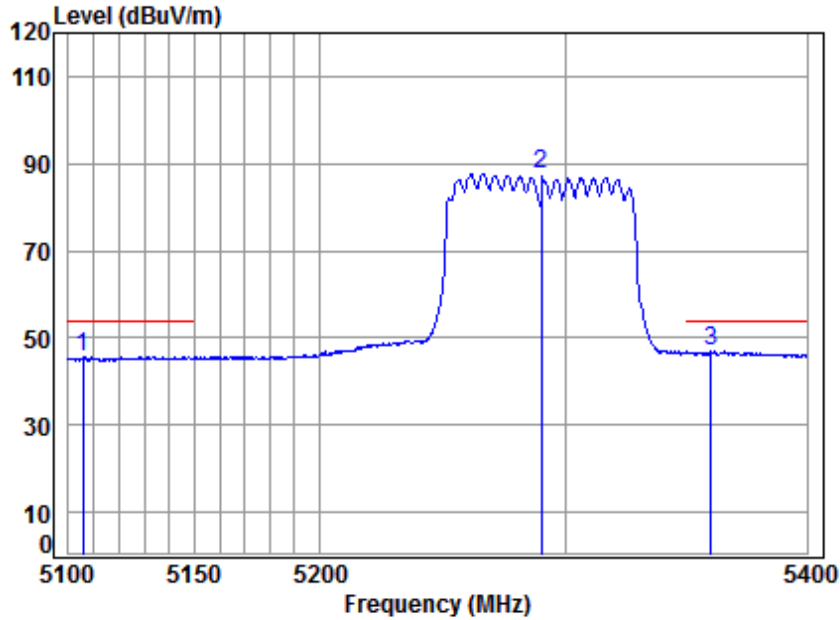
	Freq	Cable Loss	Ant Factor	Preamp Factor	Read Level	Level	Limit	Over	Remark
	MHz	dB	dB/m	dB	dBuV	dBuV/m	dBuV/m	dB	
1	5101.166	8.25	34.28	42.40	53.56	53.69	74.00	-20.31	peak
2	5290.000	8.54	34.44	42.22	93.97	94.73	68.20	26.53	peak
3	5355.430	8.64	34.49	42.16	55.41	56.38	74.00	-17.62	peak



**SGS-CSTC Standards Technical Services Co., Ltd.
Shenzhen Branch**

Report No.: SZEM180700654903
Page: 744 of 783

Test mode:	802.11ac(HT80)_MIMO	Frequency(MHz):	5290	Average	Horizontal
------------	---------------------	-----------------	------	---------	------------



Site : chamber
Condition: 3m HORIZONTAL
Job No : 06549RG
Mode : 5290 Band edge
: 5G WIFI 11AC 80
: MIMO

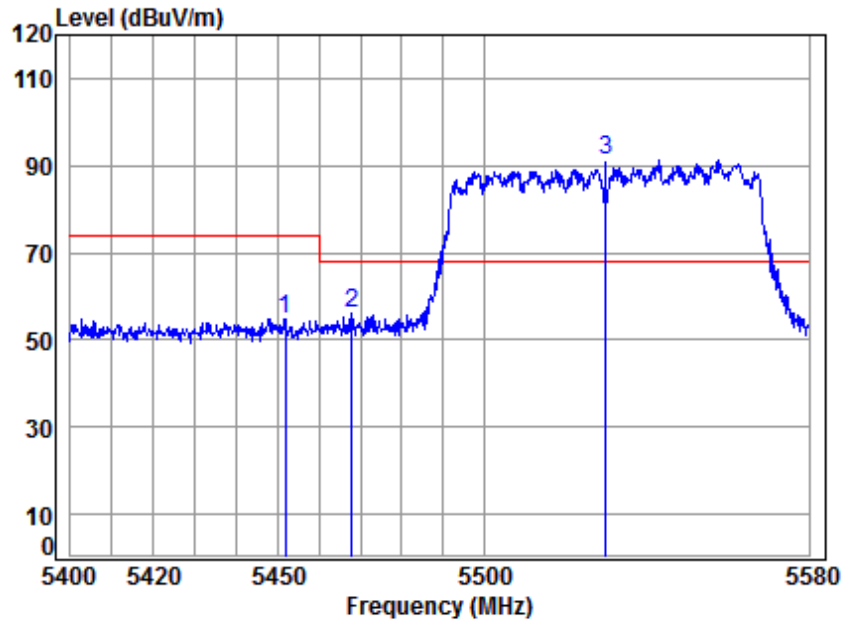
	Freq	Cable Loss	Ant Factor	Preamp Factor	Read Level	Limit Level	Over Limit	Remark
	MHz	dB	dB/m	dB	dBuV	dBuV/m	dBuV/m	dB
1	5105.542	8.26	34.29	42.40	45.62	45.77	54.00	-8.23 Average
2	5290.000	8.54	34.44	42.22	86.91	87.67	-----	Average
3 pp	5360.023	8.64	34.49	42.16	45.89	46.86	54.00	-7.14 Average



**SGS-CSTC Standards Technical Services Co., Ltd.
Shenzhen Branch**

Report No.: SZEM180700654903
Page: 745 of 783

Test mode:	802.11ac(HT80)_MIMO	Frequency(MHz):	5530	Peak	Vertical
------------	---------------------	-----------------	------	------	----------



Site : chamber
Condition: 3m VERTICAL
Job No : 06549RG
Mode : 5530 Band edge
: 5G WIFI 11AC 80
: MIMO

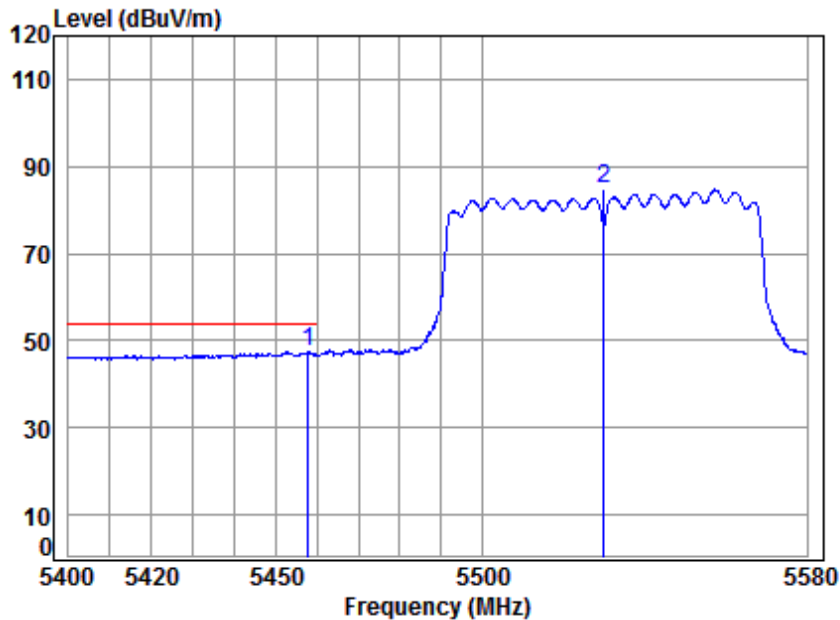
	Freq	Cable Loss	Ant Factor	Preamp Factor	Read Level	Limit Level	Limit Line	Over Limit	Remark
	MHz	dB	dB/m	dB	dBuV	dBuV/m	dBuV/m	dB	
1	5451.772	8.78	34.56	42.08	53.57	54.83	74.00	-19.17	peak
2	5467.885	8.80	34.58	42.06	54.76	56.08	68.20	-12.12	peak
3 pp	5530.000	8.96	34.63	42.01	89.68	91.26	68.20	23.06	peak



**SGS-CSTC Standards Technical Services Co., Ltd.
Shenzhen Branch**

Report No.: SZEM180700654903
Page: 746 of 783

Test mode:	802.11ac(HT80)_MIMO	Frequency(MHz):	5530	Average	Vertical
------------	---------------------	-----------------	------	---------	----------



Site : chamber
Condition: 3m VERTICAL
Job No : 06549RG
Mode : 5530 Band edge
: 5G WIFI 11AC 80
: MIMO

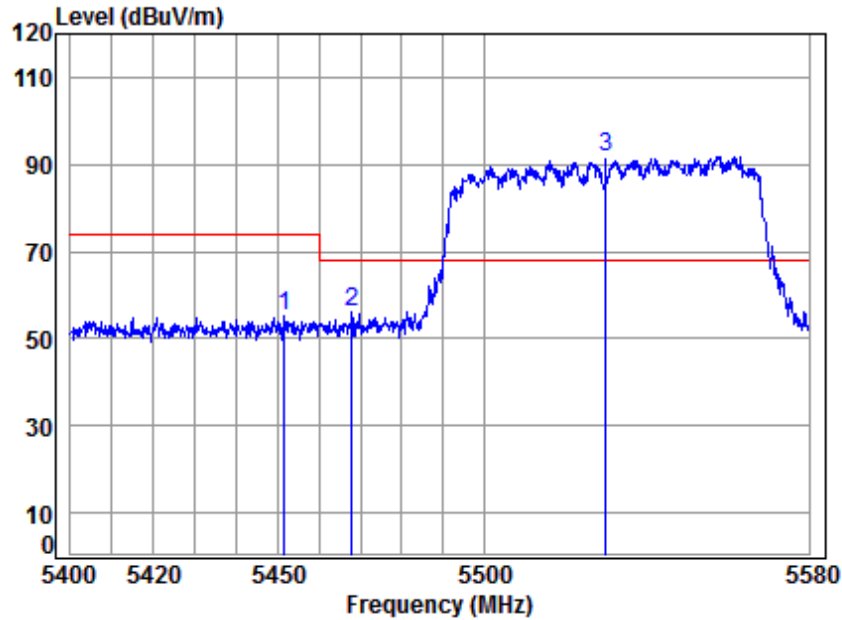
	Freq	Cable Loss	Ant Factor	Preamp Factor	Read Level	Level	Limit	Over	Remark
	MHz	dB	dB/m	dB	dBuV	dBuV/m	dBuV/m	dB	
1 pp	5457.854	8.79	34.57	42.07	46.33	47.62	54.00	-6.38	Average
2	5530.000	8.96	34.63	42.01	83.07	84.65	-----	-----	Average



**SGS-CSTC Standards Technical Services Co., Ltd.
Shenzhen Branch**

Report No.: SZEM180700654903
Page: 747 of 783

Test mode:	802.11ac(HT80)_MIMO	Frequency(MHz):	5530	Peak	Horizontal
------------	---------------------	-----------------	------	------	------------



Site : chamber
Condition: 3m HORIZONTAL
Job No : 06549RG
Mode : 5530 Band edge
: 5G WIFI 11AC 80
: MIMO

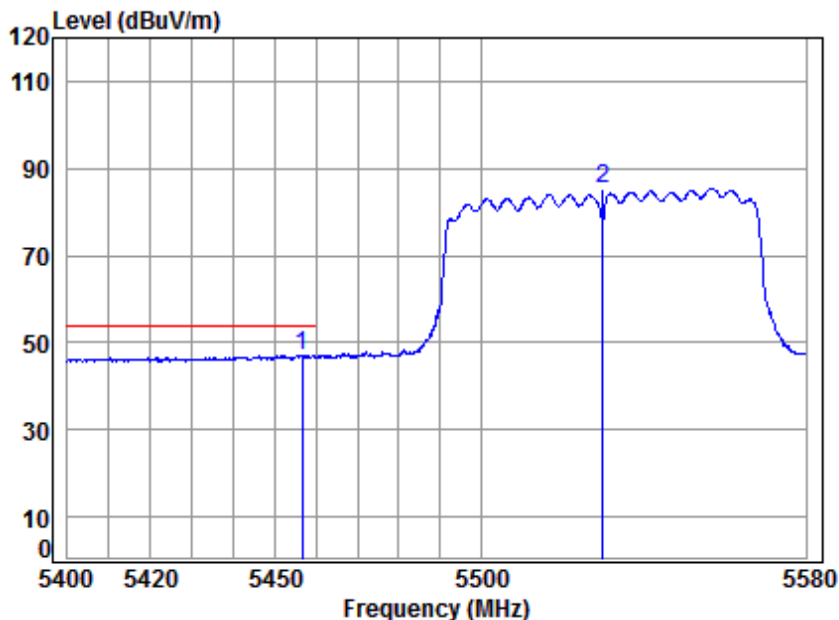
	Freq	Cable Loss	Ant Factor	Preamp Factor	Read Level	Level	Limit	Over	Remark
	MHz	dB	dB/m	dB	dBuV	dBuV/m	dBuV/m	dB	
1	5451.594	8.78	34.56	42.08	54.03	55.29	74.00	-18.71	peak
2	5467.885	8.80	34.58	42.06	55.03	56.35	68.20	-11.85	peak
3 pp	5530.000	8.96	34.63	42.01	90.35	91.93	68.20	23.73	peak



**SGS-CSTC Standards Technical Services Co., Ltd.
Shenzhen Branch**

Report No.: SZEM180700654903
Page: 748 of 783

Test mode:	802.11ac(HT80)_MIMO	Frequency(MHz):	5530	Average	Horizontal
------------	---------------------	-----------------	------	---------	------------

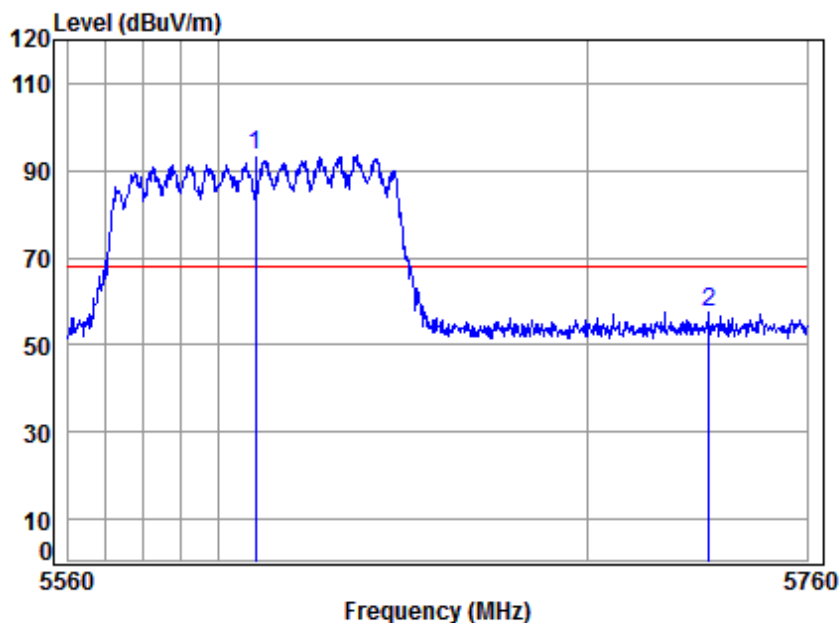


Site : chamber
Condition: 3m HORIZONTAL
Job No : 06549RG
Mode : 5530 Band edge
: 5G WIFI 11AC 80
: MIMO

		Cable	Ant	Preamp	Read	Limit	Over		
	Freq	Loss	Factor	Factor	Level	Line	Limit	Remark	
	MHz	dB	dB/m	dB	dBuV	dBuV/m	dBuV/m	dB	
1 pp	5456.601	8.79	34.57	42.07	45.89	47.18	54.00	-6.82	Average
2	5530.000	8.96	34.63	42.01	83.94	85.52	-----	-----	Average



Test mode:	802.11ac(HT80)_MIMO	Frequency(MHz):	5610	Peak	Vertical
------------	---------------------	-----------------	------	------	----------



Site : chamber
Condition: 3m VERTICAL
Job No : 06549RG
Mode : 5610 Band edge
: 5G WIFI 11AC 80
: MIMO

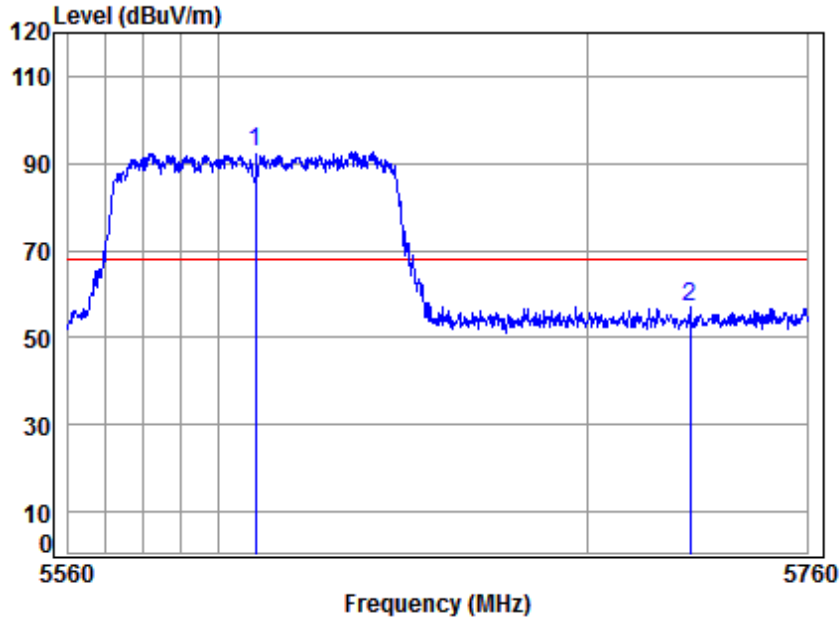
	Cable	Ant	Preamp	Read	Limit	Over		
Freq	Loss	Factor	Factor	Level	Level	Line	Limit	Remark
MHz	dB	dB/m	dB	dBuV	dBuV/m	dBuV/m	dB	
1 pp 5610.000	9.24	34.71	41.94	91.49	93.50	68.20	25.30	peak
2 5732.991	9.67	34.84	41.83	54.84	57.52	68.20	-10.68	peak



**SGS-CSTC Standards Technical Services Co., Ltd.
Shenzhen Branch**

Report No.: SZEM180700654903
Page: 750 of 783

Test mode:	802.11ac(HT80)_MIMO	Frequency(MHz):	5610	Peak	Horizontal
------------	---------------------	-----------------	------	------	------------



Site : chamber
 Condition: 3m HORIZONTAL
 Job No : 06549RG
 Mode : 5610 Band edge
 : 5G WIFI 11AC 80
 : MIMO

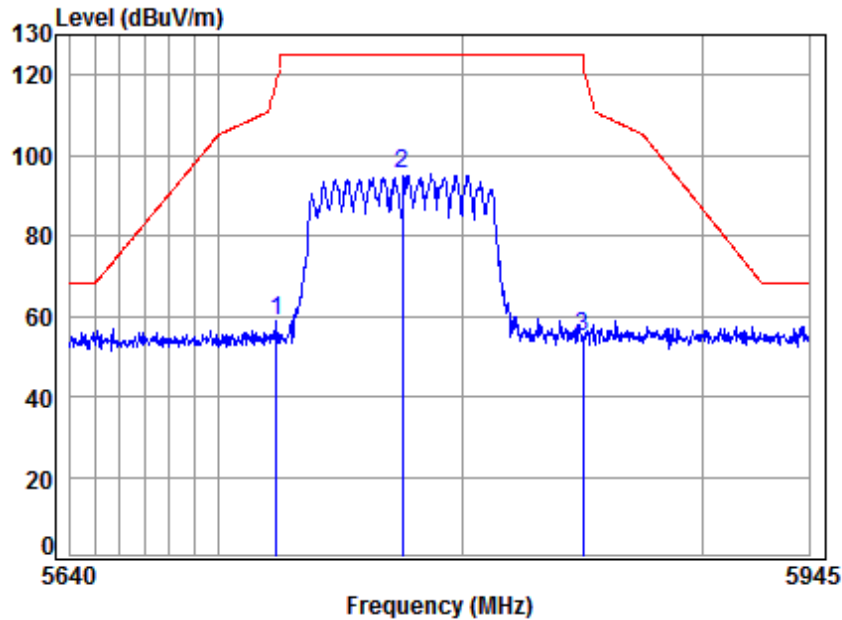
	Freq	Cable Loss	Ant Factor	Preamp Factor	Read Level	Limit Level	Over Limit	Remark
	MHz	dB	dB/m	dB	dBuV	dBuV/m	dBuV/m	dB
1 pp	5610.000	9.24	34.71	41.94	90.53	92.54	68.20	24.34 peak
2	5727.928	9.65	34.83	41.83	54.45	57.10	68.20	-11.10 peak



**SGS-CSTC Standards Technical Services Co., Ltd.
Shenzhen Branch**

Report No.: SZEM180700654903
Page: 751 of 783

Test mode:	802.11ac(HT80)_MIMO	Frequency(MHz):	5775	Peak	Vertical
------------	---------------------	-----------------	------	------	----------



Site : chamber
Condition: 3m VERTICAL
Job No : 06549CR
Mode : 5775 Band edge
: 5G WIFI 11AC 80
: MIMO

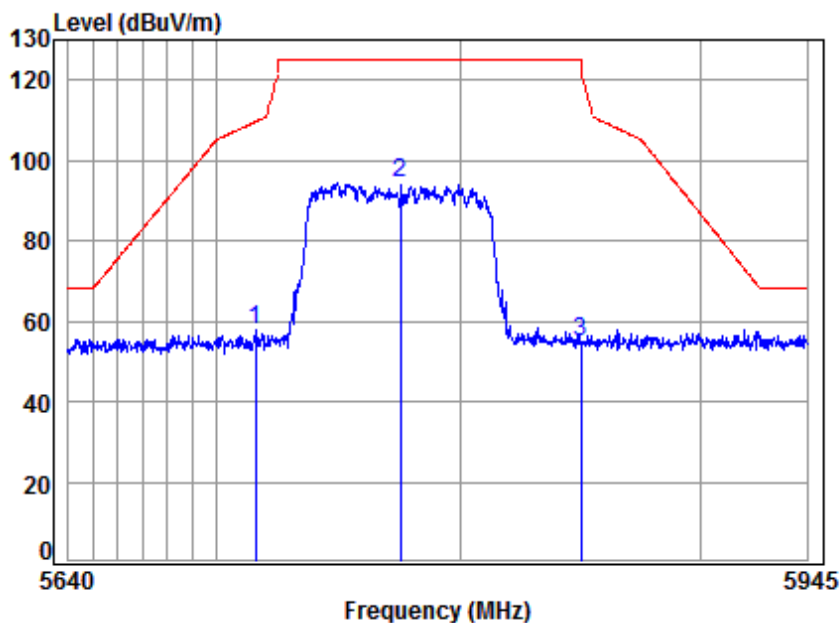
	Freq	Cable Loss	Ant Factor	Preamp Factor	Read Level	Limit Level	Limit Line	Over Limit	Remark
	MHz	dB	dB/m	dB	dBuV	dBuV/m	dBuV/m	dB	
1	5723.486	9.64	34.83	41.84	56.25	58.88	118.75	-59.87	peak
2	pp 5775.000	9.81	34.88	41.79	92.47	95.37	125.20	-29.83	peak
3	5850.000	10.07	34.95	41.73	51.46	54.75	122.20	-67.45	peak



SGS-CSTC Standards Technical Services Co., Ltd. Shenzhen Branch

Report No.: SZEM180700654903
Page: 752 of 783

Test mode:	802.11ac(HT80)_MIMO	Frequency(MHz):	5775	Peak	Horizontal
------------	---------------------	-----------------	------	------	------------



Site : chamber
 Condition: 3m HORIZONTAL
 Job No : 06549CR
 Mode : 5775 Band edge
 : 5G WIFI 11AC 80
 : MIMO

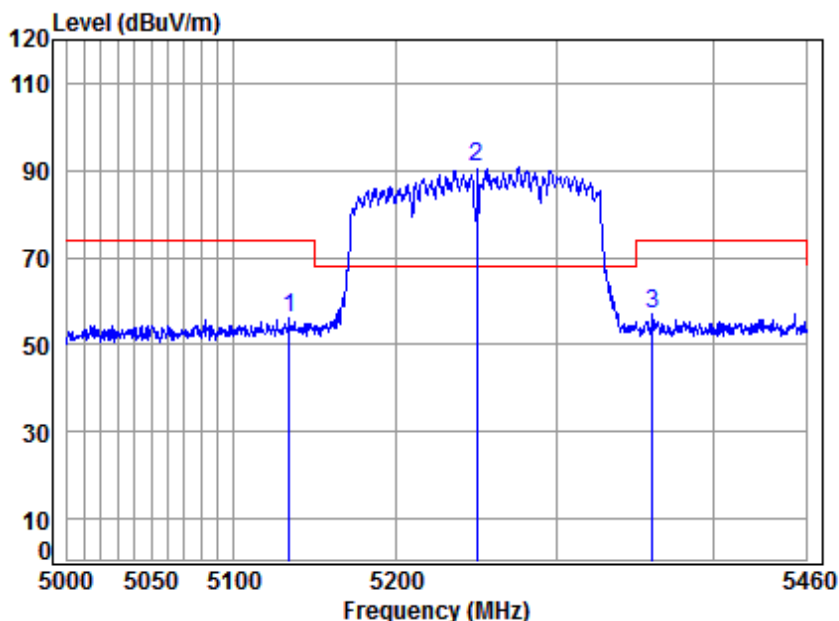
	Cable	Ant	Preamp	Read		Limit	Over	
Freq	Loss	Factor	Factor	Level	Level	Line	Limit	Remark
MHz	dB	dB/m	dB	dBuV	dBuV/m	dBuV/m	dB	
1	9.61	34.82	41.85	55.07	57.65	109.58	-51.93	peak
2 pp	9.81	34.88	41.79	91.47	94.37	125.20	-30.83	peak
3	10.07	34.95	41.73	51.34	54.63	122.20	-67.57	peak



**SGS-CSTC Standards Technical Services Co., Ltd.
Shenzhen Branch**

Report No.: SZEM180700654903
Page: 753 of 783

Test mode:	802.11ac(HT160)_MIMO	Frequency(MHz):	5250	Peak	Horizontal
------------	----------------------	-----------------	------	------	------------



Site : chamber
 Condition: 3m HORIZONTAL
 Job No : 06549RG
 Mode : 5250 Band edge
 Note : 5G WiFi 11AC 160
 Antenna : MIMO

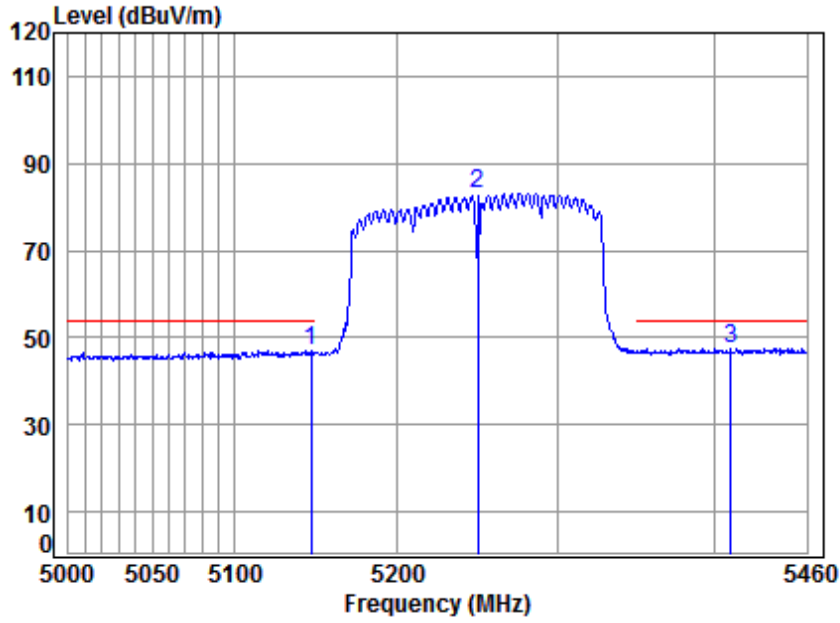
	Freq	Cable Loss	Ant Factor	Preamp Factor	Read Level	Level	Limit	Over	Remark
	MHz	dB	dB/m	dB	dBuV	dBuV/m	dBuV/m	dB	
1	5134.227	8.30	34.31	42.37	56.08	56.32	74.00	-17.68	Peak
2	5250.000	8.52	34.43	42.24	89.93	90.64	68.20	22.44	Peak
3	5360.957	8.65	34.49	42.16	56.01	56.99	74.00	-17.01	Peak



**SGS-CSTC Standards Technical Services Co., Ltd.
Shenzhen Branch**

Report No.: SZEM180700654903
Page: 754 of 783

Test mode:	802.11ac(HT160)_MIMO	Frequency(MHz):	5250	Average	Horizontal
------------	----------------------	-----------------	------	---------	------------



Site : chamber
Condition: 3m HORIZONTAL
Job No : 06549RG
Mode : 5250 Band edge
Note : 5G WiFi 11AC 160
Antenna : MIMO

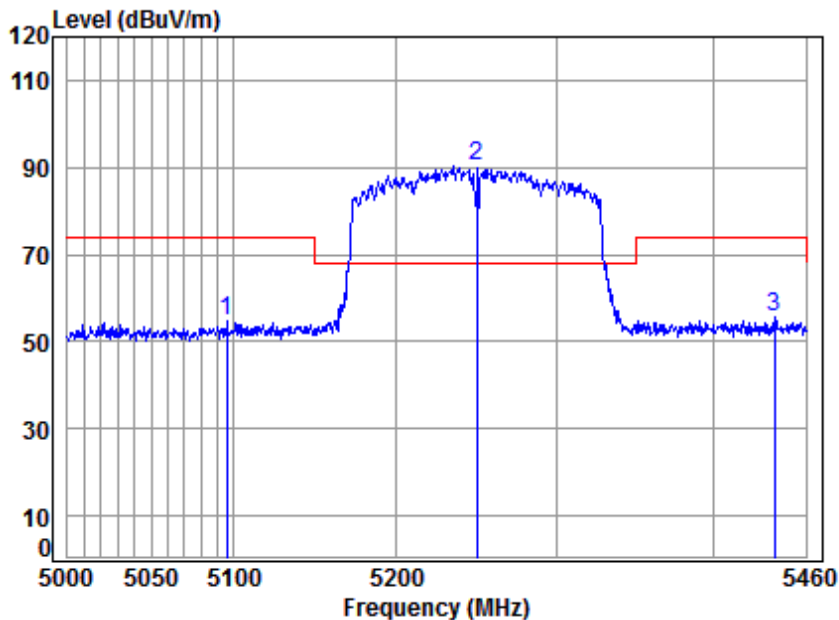
	Freq	Cable Loss	Ant Factor	Preamp Factor	Read Level	Limit Level	Over Limit	Remark
	MHz	dB	dB/m	dB	dBuV	dBuV/m	dBuV/m	dB
1	5146.895	8.32	34.32	42.36	46.88	47.16	54.00	-6.84 Average
2	5250.000	8.52	34.43	42.24	82.41	83.12	-----	----- Average
3 pp	5410.728	8.72	34.53	42.11	46.48	47.62	54.00	-6.38 Average



**SGS-CSTC Standards Technical Services Co., Ltd.
Shenzhen Branch**

Report No.: SZEM180700654903
Page: 755 of 783

Test mode:	802.11ac(HT160)_MIMO	Frequency(MHz):	5250	Peak	Vertical
------------	----------------------	-----------------	------	------	----------



Site : chamber
Condition: 3m VERTICAL
Job No : 06549RG
Mode : 5250 Band edge
Note : 5G WiFi 11AC 160
Antenna : MIMO

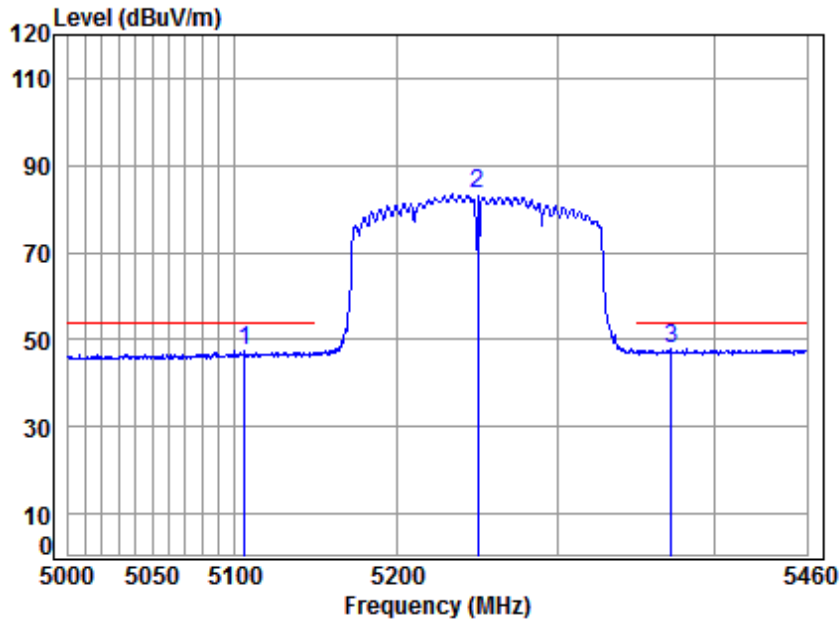
	Freq	Cable Loss	Ant Factor	Preamp Factor	Read Level	Limit Level	Limit Line	Over Limit	Remark
	MHz	dB	dB/m	dB	dBuV	dBuV/m	dBuV/m	dB	
1	5095.961	8.24	34.28	42.41	54.44	54.55	74.00	-19.45	Peak
2	5250.000	8.46	34.39	42.28	89.57	90.14	68.20	21.94	Peak
3	5439.376	8.76	34.55	42.09	54.65	55.87	74.00	-18.13	Peak



**SGS-CSTC Standards Technical Services Co., Ltd.
Shenzhen Branch**

Report No.: SZEM180700654903
Page: 756 of 783

Test mode:	802.11ac(HT160)_MIMO	Frequency(MHz):	5250	Average	Vertical
------------	----------------------	-----------------	------	---------	----------



Site : chamber
Condition: 3m VERTICAL
Job No : 06549RG
Mode : 5250 Band edge
Note : 5G WiFi 11AC 160
Antenna : MIMO

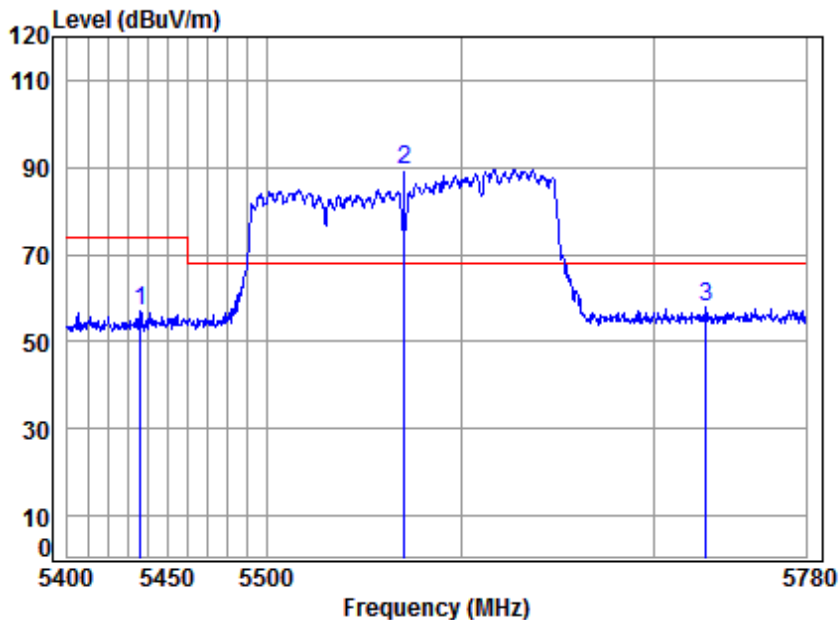
	Freq	Cable Loss	Ant Factor	Preamp Factor	Read Level	Level	Limit	Over	Remark
	MHz	dB	dB/m	dB	dBuV	dBUV/m	dBUV/m	dB	
1	5106.287	8.26	34.29	42.40	47.37	47.52	54.00	-6.48	Average
2	5250.000	8.45	34.39	42.28	82.72	83.28	-----	-----	Average
3	pp 5372.293	8.66	34.50	42.15	46.80	47.81	54.00	-6.19	Average



**SGS-CSTC Standards Technical Services Co., Ltd.
Shenzhen Branch**

Report No.: SZEM180700654903
Page: 757 of 783

Test mode:	802.11ac(HT160)_MIMO	Frequency(MHz):	5570	Peak	Vertical
------------	----------------------	-----------------	------	------	----------



Site : chamber
Condition: 3m HORIZONTAL
Job No : 06549RG
Mode : 5570 Band edge
Note : 5G WiFi 11AC 160
Antenna : MIMO

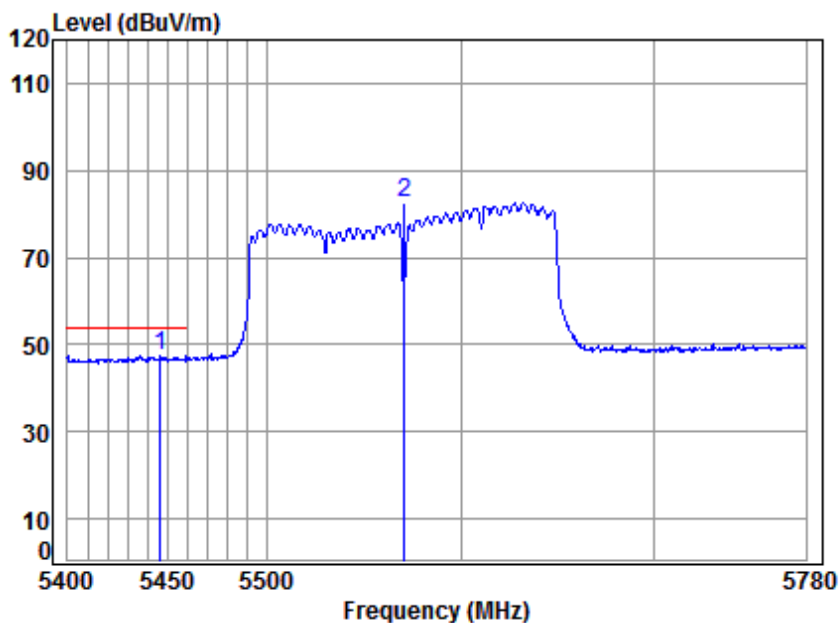
	Freq	Cable Loss	Ant Factor	Preamp Factor	Read Level	Limit Level	Over Limit	Remark
	MHz	dB	dB/m	dB	dBuV	dBuV/m	dBuV/m	dB
1	5436.478	8.76	34.55	42.09	55.98	57.20	74.00	-16.80 Peak
2	5570.000	9.34	34.74	41.91	87.44	89.61	68.20	21.41 Peak
3	5727.179	9.65	34.83	41.84	55.23	57.87	68.20	-10.33 Peak



**SGS-CSTC Standards Technical Services Co., Ltd.
Shenzhen Branch**

Report No.: SZEM180700654903
Page: 758 of 783

Test mode:	802.11ac(HT160)_MIMO	Frequency(MHz):	5570	Average	Vertical
------------	----------------------	-----------------	------	---------	----------



Site : chamber
 Condition: 3m HORIZONTAL
 Job No : 06549RG
 Mode : 5570 Band edge
 Note : 5G WiFi 11AC 160
 Antenna : MIMO

	Freq	Cable Loss	Ant Factor	Preamp Factor	Read Level	Limit Level	Over Limit	Remark
	MHz	dB	dB/m	dB	dBuV	dBuV/m	dBuV/m	dB
1 pp	5446.469	8.77	34.56	42.08	46.09	47.34	54.00	-6.66 Average
2	5570.000	9.30	34.73	41.92	80.37	82.48	-----	----- Average

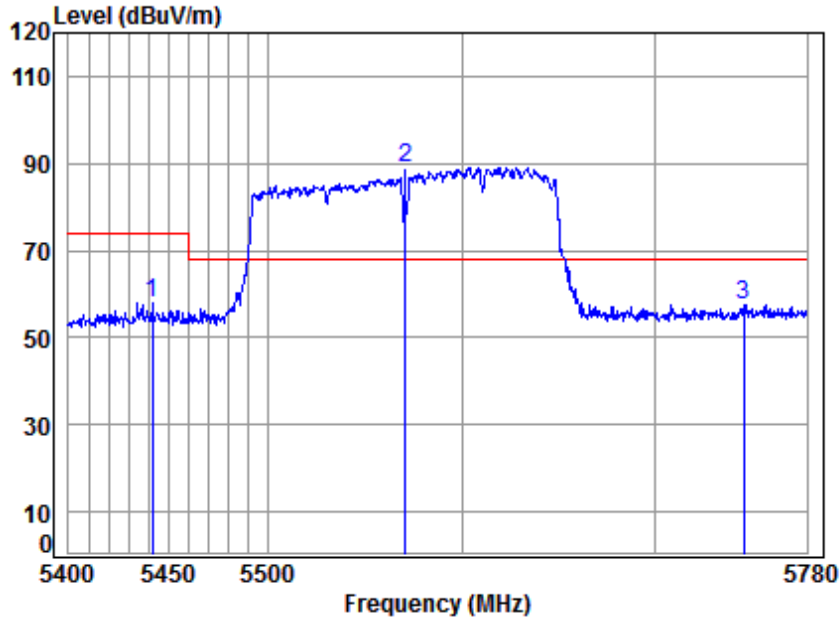
This document is issued by the Company subject to its General Conditions of Service printed overleaf, available on request or accessible at <http://www.sgs.com/en/Terms-and-Conditions.aspx> and, for electronic format documents, subject to Terms and Conditions for Electronic Documents at <http://www.sgs.com/en/Terms-and-Conditions/Terms-e-Document.aspx>. Attention is drawn to the limitation of liability, indemnification and jurisdiction issues defined therein. Any holder of this document is advised that information contained hereon reflects the Company's findings at the time of its intervention only and within the limits of Client's instructions, if any. The Company's sole responsibility is to its Client and this document does not exonerate parties to a transaction from exercising all their rights and obligations under the transaction documents. This document cannot be reproduced except in full, without prior written approval of the Company. Any unauthorized alteration, forgery or falsification of the content or appearance of this document is unlawful and offenders may be prosecuted to the fullest extent of the law. Unless otherwise stated the results shown in this test report refer only to the sample(s) tested and such sample(s) are retained for 30 days only.



**SGS-CSTC Standards Technical Services Co., Ltd.
Shenzhen Branch**

Report No.: SZEM180700654903
Page: 759 of 783

Test mode:	802.11ac(HT160)_MIMO	Frequency(MHz):	5570	Peak	Vertical
------------	----------------------	-----------------	------	------	----------



Site : chamber
Condition: 3m VERTICAL
Job No : 06549RG
Mode : 5570 Band edge
Note : 5G WiFi 11AC 160
Antenna : MIMO

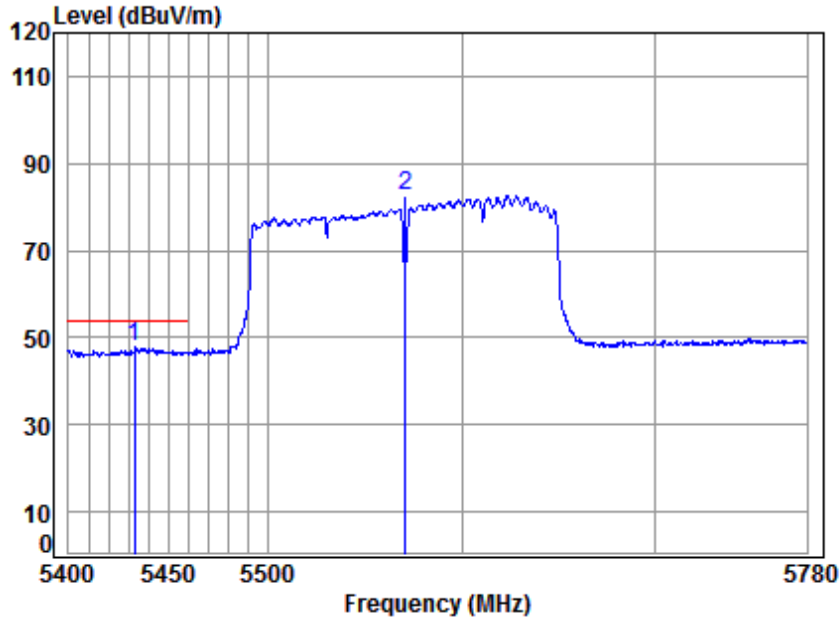
	Freq	Cable Loss	Ant Factor	Preamp Factor	Read Level	Limit Level	Over Limit	Remark
	MHz	dB	dB/m	dB	dBuV	dBuV/m	dBuV/m	dB
1	5442.026	8.77	34.56	42.09	56.72	57.96	74.00	-16.04 Peak
2	5570.000	9.27	34.72	41.93	87.05	89.11	68.20	20.91 Peak
3	5746.686	9.72	34.85	41.82	54.74	57.49	68.20	-10.71 Peak



**SGS-CSTC Standards Technical Services Co., Ltd.
Shenzhen Branch**

Report No.: SZEM180700654903
Page: 760 of 783

Test mode:	802.11ac(HT160)_MIMO	Frequency(MHz):	5570	Average	Vertical
------------	----------------------	-----------------	------	---------	----------



Site : chamber
 Condition: 3m VERTICAL
 Job No : 06549RG
 Mode : 5570 Band edge
 Note : 5G WiFi 11AC 160
 Antenna : MIMO

	Freq	Cable Loss	Ant Factor	Preamp Factor	Read Level	Limit Level	Over Limit	Remark
	MHz	dB	dB/m	dB	dBuV	dBuV/m	dBuV/m	dB
1 pp	5433.152	8.75	34.55	42.09	46.59	47.80	54.00	-6.20 Average
2	5570.000	9.30	34.73	41.92	80.43	82.54	-----	----- Average

This document is issued by the Company subject to its General Conditions of Service printed overleaf, available on request or accessible at <http://www.sgs.com/en/Terms-and-Conditions.aspx> and, for electronic format documents, subject to Terms and Conditions for Electronic Documents at <http://www.sgs.com/en/Terms-and-Conditions/Terms-e-Documents.aspx>. Attention is drawn to the limitation of liability, indemnification and jurisdiction issues defined therein. Any holder of this document is advised that information contained hereon reflects the Company's findings at the time of its intervention only and within the limits of Client's instructions, if any. The Company's sole responsibility is to its Client and this document does not exonerate parties to a transaction from exercising all their rights and obligations under the transaction documents. This document cannot be reproduced except in full, without prior written approval of the Company. Any unauthorized alteration, forgery or falsification of the content or appearance of this document is unlawful and offenders may be prosecuted to the fullest extent of the law. Unless otherwise stated the results shown in this test report refer only to the sample(s) tested and such sample(s) are retained for 30 days only.



Note:

The field strength is calculated by adding the Antenna Factor, Cable Factor & Preamplifier. The basic equation with a sample calculation is as follows:

$$\text{Final Test Level} = \text{Receiver Reading} + \text{Antenna Factor} + \text{Cable Factor} - \text{Preamplifier Factor}$$

All modes have been tested, but only the worst case data displayed in this report.

5.9 Frequencies Stability

Frequency Error vs. Voltage:

Test Conditions	Measured Frequency (MHz)
	5180
V nom(V)	5180.004921
V max(V)	5180.012335
V min(V)	5180.009081
Max. Deviation Frequency	0.012335
Max. Frequency Error (ppm)	2.381351

Frequency Error vs. Temperature:

Test Conditions (°C)	Measured Frequency (MHz)
	5180
-5	5180.006314
5	5180.007751
15	5180.007733
25	5180.013151
35	5180.012867
45	5180.011759
50	5180.003918
Max. Deviation Frequency	0.013151
Max. Frequency Error (ppm)	2.538894



Frequency Error vs. Voltage:

Test Conditions	Measured Frequency (MHz)
	5825
V nom(V)	5825.007955
V max(V)	5825.008627
V min(V)	5825.006371
Max. Deviation Frequency	0.008627
Max. Frequency Error (ppm)	1.480957

Frequency Error vs. Temperature:

Test Conditions (°C)	Measured Frequency (MHz)
	5825
-5	5825.009856
5	5825.002400
15	5825.010544
25	5825.015275
35	5825.022038
45	5825.002795
50	5824.998131
Max. Deviation Frequency	0.022038
Max. Frequency Error (ppm)	3.783428



5.10 (DFS: Channel Move Time; DFS: Channel Closing Transmission Time)

5.10.1 DFS: Non-occupancy period

Test Requirement KDB 905462 D02 Section 5.1
Test Method: KDB 905462 D02 Section 7.8.3
Limit: Minimum 30 minutes

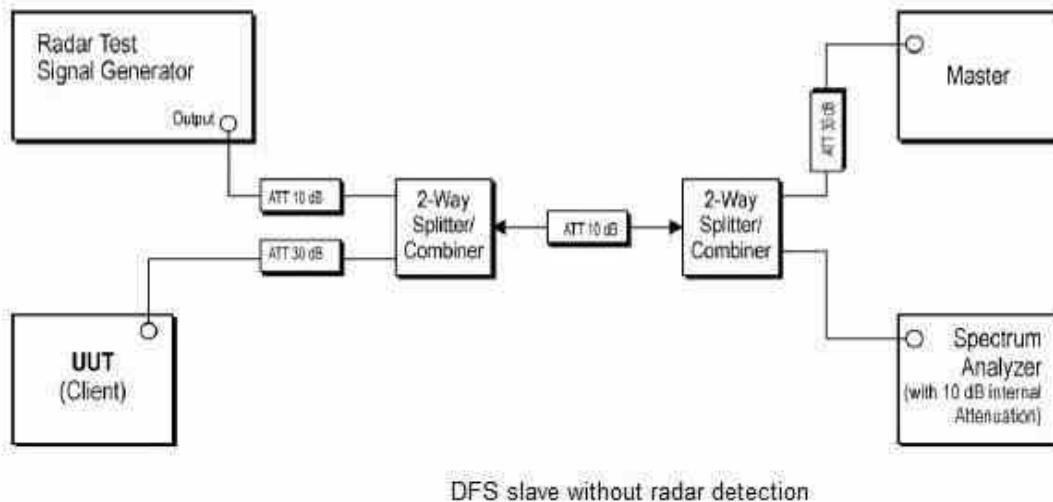
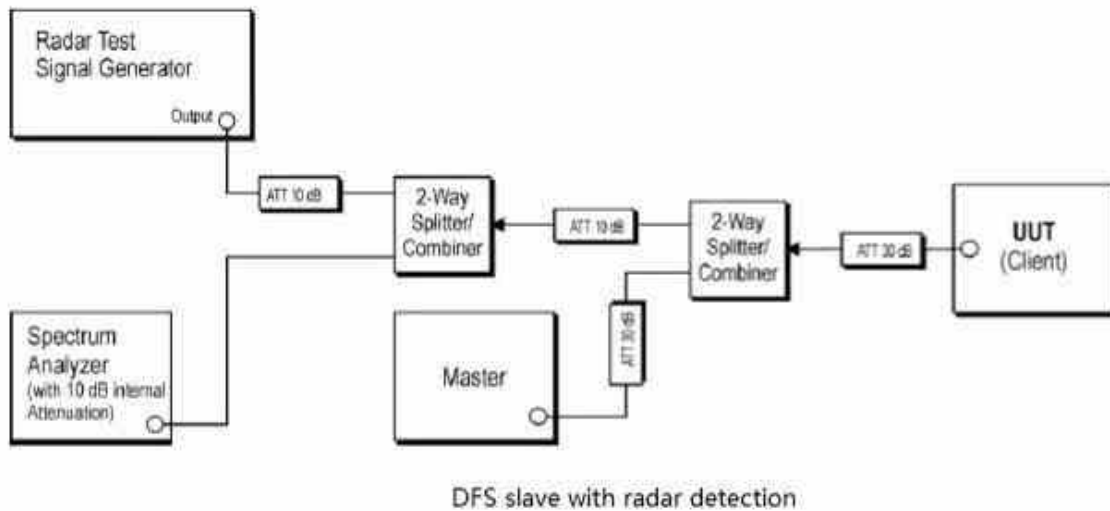
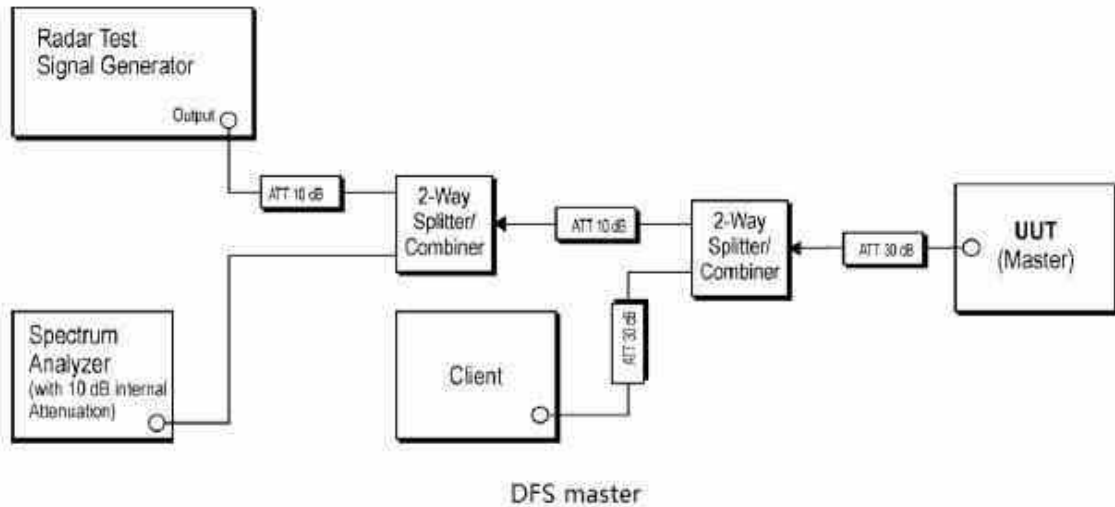
5.10.1.1 E.U.T. Operation

Operating Environment:

Temperature: 24 °C Humidity: 52 % RH Atmospheric Pressure: 101.3 KPa

Test mode g:TX mode (Band 2C)_Keep the EUT in continuously transmitting mode with all modulation types. All data rates for each modulation type have been tested and found the data rate @ 6Mbps is the worst case of IEEE 802.11a; data rate @ MCS0 is the worst case of IEEE 802.11n(HT20); data rate @ MCS0 is the worst case of IEEE 802.11n(HT40);data rate @ MCS0 is the worst case of IEEE 802.11n(HT80); Only the data of worst case is recorded in the report.

5.10.1.2 Test Setup Diagram





5.10.1.3 Measurement Procedure and Data

- 1) The radar pulse generator is setup to provide a pulse at frequency that the master and client are operating. A type 0 radar pulse with a 1us pulse width and a 1428us PRI is used for the testing.
- 2) The vector signal generator is adjusted to provide the radar burst (18 pulses) at the level of approximately -61dBm at the antenna port of the master device.
- 3) A trigger is provided from the pulse generator to the DFS monitoring system in order to capture the traffic and the occurrence of the radar pulse.
- 4) EUT will associate with the master at channel. The file "iperf.exe" specified by the FCC is streamed from the PC 2 through the master and the client device to the PC 1 and played in full motion video using Media Player Classic Ver. 6.4.8.6 in order to properly load the network for the entire period of the test.
- 5) When radar burst with a level equal to the DFS Detection Threshold +1dB is generated on the operating channel of the U-NII device. At time T0 the radar waveform generator sends a burst of pulse of the radar waveform at Detection Threshold +1dB.
- 6) Observe the transmissions of the EUT at the end of the radar Burst on the Operating Channel. Measure and record the transmissions from the UUT during the observation time (Channel Move Time). One 15 seconds plot is reported for the Short Pulse Radar Type 0. The plot for the Short Pulse Radar Types start at the end of the radar burst. The Channel Move Time will be calculated based on the zoom in 600ms plot of the Short Pulse Radar Type.
- 7) Measurement of the aggregate duration of the Channel Closed Transmission Time method. With the spectrum analyzer set to zero span tuned to the center frequency of the EUT operating channel at the radar simulated frequency, peak detection, and max hold, the dwell time per bin is given by: $Dwell (0.3ms) = S (12000ms) / B (4000)$; where Dwell is the dwell time per spectrum analyzer sampling bin, S is sweep time and B is the number of spectrum analyzer sampling bins. An upper bound of the aggregate duration of the intermittent control signals of Channel Closing Transmission Time is calculated by: $C (ms) = N \times Dwell (0.3ms)$; where C is the Closing Time, N is the number of spectrum analyzer sampling bins (intermittent control signals) showing a U-NII transmission and Dwell is the dwell time per bin.
- 8) Measurement the EUT for more than 30 minutes following the channel move time to verify that no transmission or beacons occur on this channel.

The detailed test data see: Appendix 15.407



5.10.2 DFS: Channel Move Time

Test Requirement KDB 905462 D02 Section 5.1
Test Method: KDB 905462 D02 Section 7.8.3
Limit: 10 seconds(should be performed with Radar Type 0. The measurement timing begins at the end of the Radar Type 0 burst)

5.10.2.1 E.U.T. Operation

Operating Environment:

Temperature: 24 °C Humidity: 52 % RH Atmospheric Pressure: 101.3 KPa

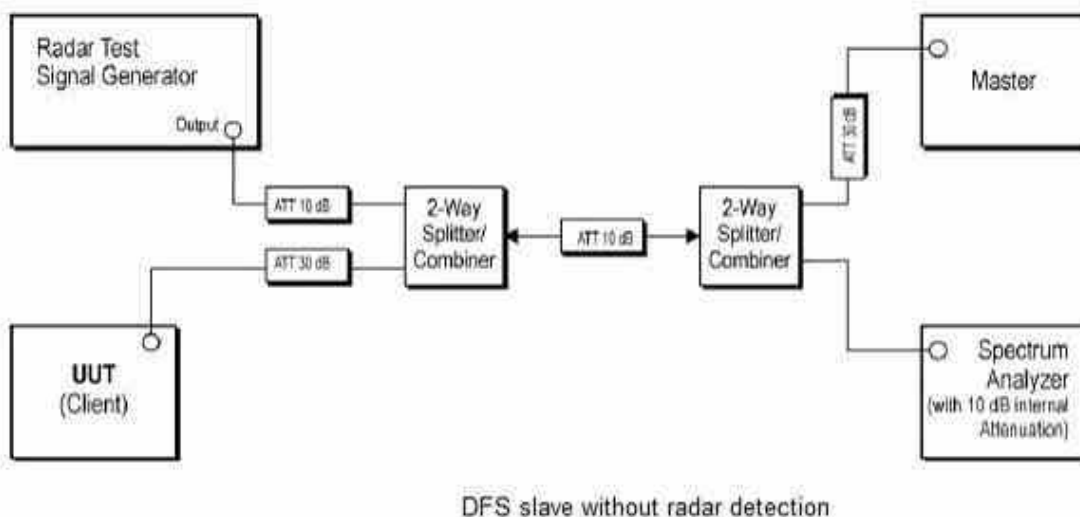
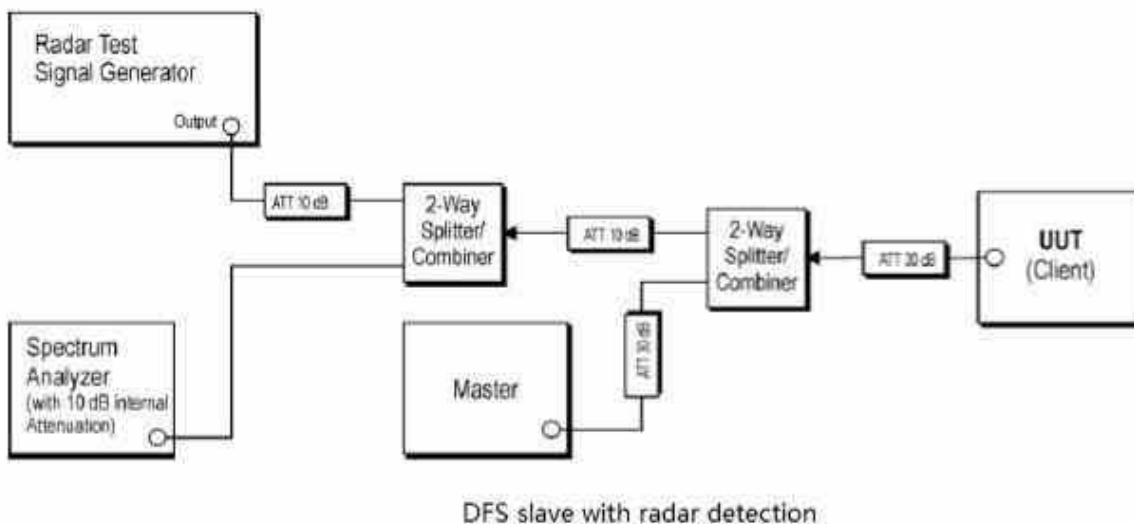
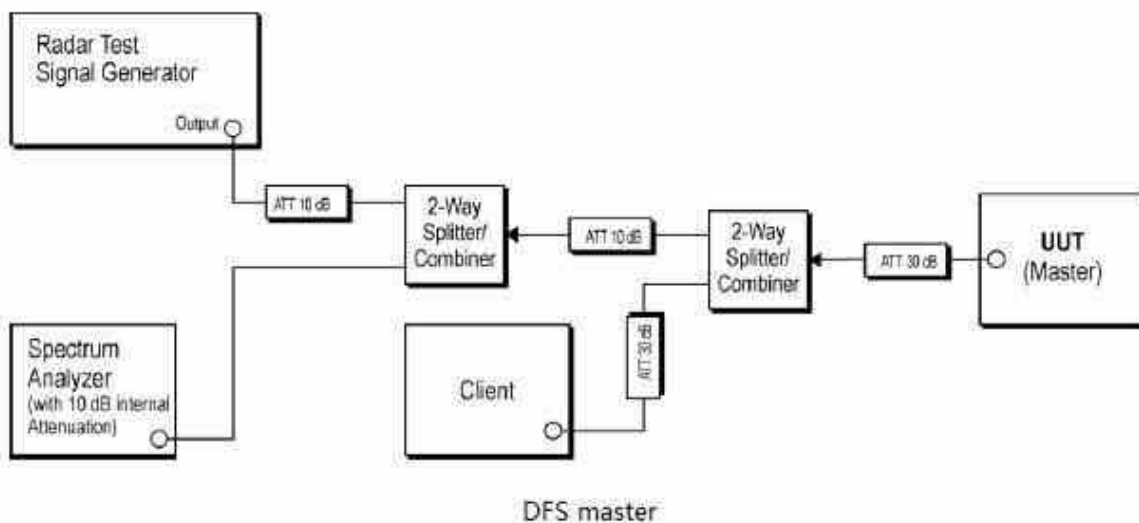
Pretest these f:TX mode (Band 2A)_Keep the EUT in continuously transmitting mode with all modulation types. All data rates for each modulation type have been tested and found the data rate @ 6Mbps is the worst case of IEEE 802.11a; data rate @ MCS0 is the worst case of IEEE 802.11n(HT20); data rate @ MCS0 is the worst case of IEEE 802.11n(HT40);data rate @ MCS0 is the worst case of IEEE 802.11n(HT80); Only the data of worst case is recorded in the report.

g:TX mode (Band 2C)_Keep the EUT in continuously transmitting mode with all modulation types. All data rates for each modulation type have been tested and found the data rate @ 6Mbps is the worst case of IEEE 802.11a; data rate @ MCS0 is the worst case of IEEE 802.11n(HT20); data rate @ MCS0 is the worst case of IEEE 802.11n(HT40);data rate @ MCS0 is the worst case of IEEE 802.11n(HT80); Only the data of worst case is recorded in the report.

The worst case for final test: f:TX mode (Band 2A)_Keep the EUT in continuously transmitting mode with all modulation types. All data rates for each modulation type have been tested and found the data rate @ 6Mbps is the worst case of IEEE 802.11a; data rate @ MCS0 is the worst case of IEEE 802.11n(HT20); data rate @ MCS0 is the worst case of IEEE 802.11n(HT40);data rate @ MCS0 is the worst case of IEEE 802.11n(HT80); Only the data of worst case is recorded in the report.

g:TX mode (Band 2C)_Keep the EUT in continuously transmitting mode with all modulation types. All data rates for each modulation type have been tested and found the data rate @ 6Mbps is the worst case of IEEE 802.11a; data rate @ MCS0 is the worst case of IEEE 802.11n(HT20); data rate @ MCS0 is the worst case of IEEE 802.11n(HT40);data rate @ MCS0 is the worst case of IEEE 802.11n(HT80); Only the data of worst case is recorded in the report.

5.10.2.2 Test Setup Diagram





5.10.2.3 Measurement Procedure and Data

- 1) The radar pulse generator is setup to provide a pulse at frequency that the master and client are operating. A type 0 radar pulse with a 1us pulse width and a 1428us PRI is used for the testing.
- 2) The vector signal generator is adjusted to provide the radar burst (18 pulses) at the level of approximately -61dBm at the antenna port of the master device.
- 3) A trigger is provided from the pulse generator to the DFS monitoring system in order to capture the traffic and the occurrence of the radar pulse.
- 4) EUT will associate with the master at channel. The file "iperf.exe" specified by the FCC is streamed from the PC 2 through the master and the client device to the PC 1 and played in full motion video using Media Player Classic Ver. 6.4.8.6 in order to properly load the network for the entire period of the test.
- 5) When radar burst with a level equal to the DFS Detection Threshold +1dB is generated on the operating channel of the U-NII device. At time T0 the radar waveform generator sends a burst of pulse of the radar waveform at Detection Threshold +1dB.
- 6) Observe the transmissions of the EUT at the end of the radar Burst on the Operating Channel. Measure and record the transmissions from the UUT during the observation time (Channel Move Time). One 15 seconds plot is reported for the Short Pulse Radar Type 0. The plot for the Short Pulse Radar Types start at the end of the radar burst. The Channel Move Time will be calculated based on the zoom in 600ms plot of the Short Pulse Radar Type.
- 7) Measurement of the aggregate duration of the Channel Closed Transmission Time method. With the spectrum analyzer set to zero span tuned to the center frequency of the EUT operating channel at the radar simulated frequency, peak detection, and max hold, the dwell time per bin is given by: $Dwell (0.3ms) = S (12000ms) / B (4000)$; where Dwell is the dwell time per spectrum analyzer sampling bin, S is sweep time and B is the number of spectrum analyzer sampling bins. An upper bound of the aggregate duration of the intermittent control signals of Channel Closing Transmission Time is calculated by: $C (ms) = N \times Dwell (0.3ms)$; where C is the Closing Time, N is the number of spectrum analyzer sampling bins (intermittent control signals) showing a U-NII transmission and Dwell is the dwell time per bin.
- 8) Measurement the EUT for more than 30 minutes following the channel move time to verify that no transmission or beacons occur on this channel.

The detailed test data see: Appendix 15.407



5.10.3 DFS: Channel Closing Transmission Time

Test Requirement KDB 905462 D02 Section 5.1
Test Method: KDB 905462 D02 Section 7.8.3
Limit: 200 milliseconds + an aggregate of 60 milliseconds over remaining 10 second period(should be performed with Radar Type 0. The measurement timing begins at the end of the Radar Type 0 burst. It is comprised of 200 milliseconds starting at the beginning of the Channel Move Time plus any additional intermittent control signals required facilitating a Channel move (an aggregate of 60 milliseconds) during the remainder of the 10 second period. The aggregate duration of control signals will not count quiet periods in between transmissions)

5.10.3.1 E.U.T. Operation

Operating Environment:

Temperature: 24 °C Humidity: 52 % RH Atmospheric Pressure: 101.3 KPa

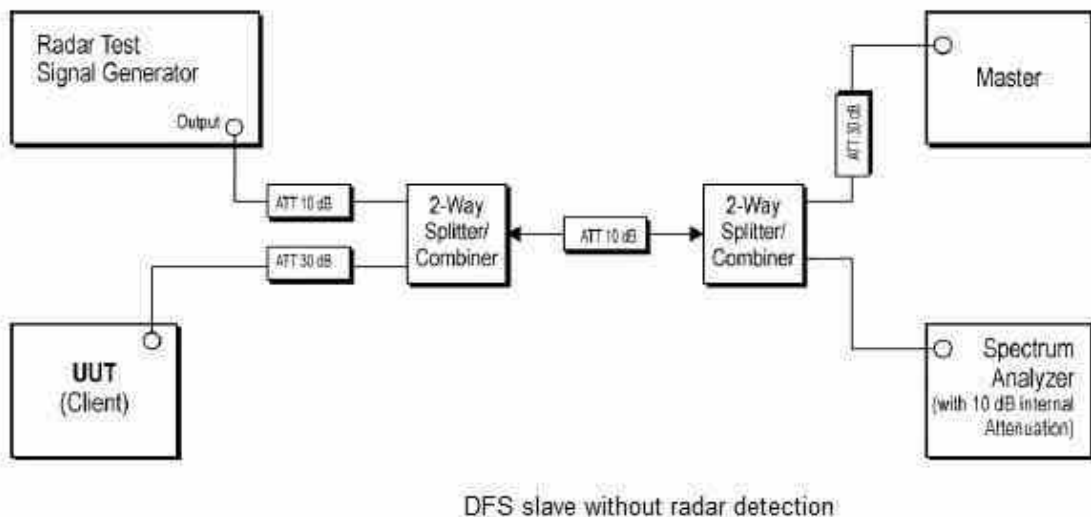
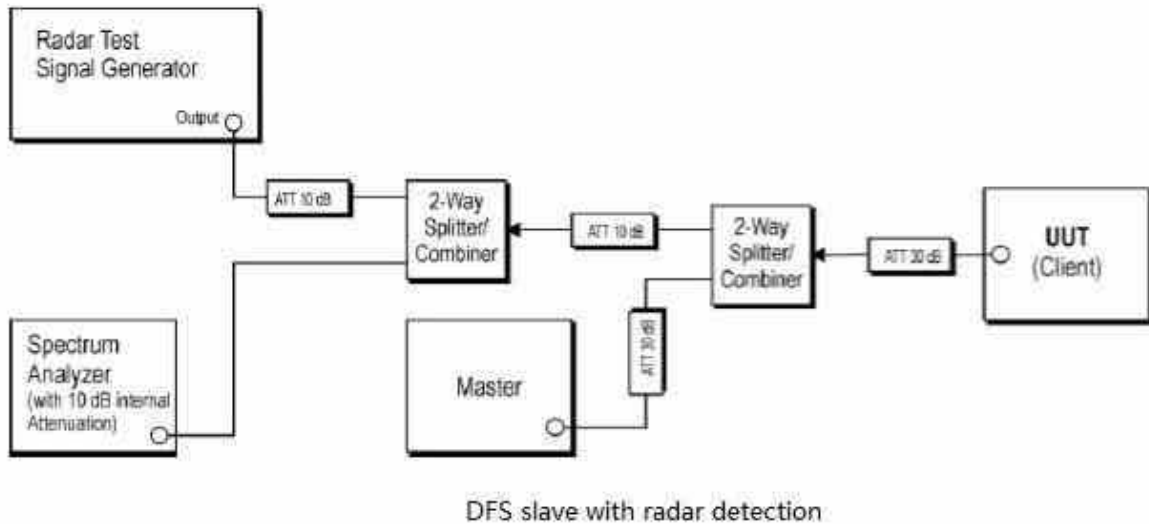
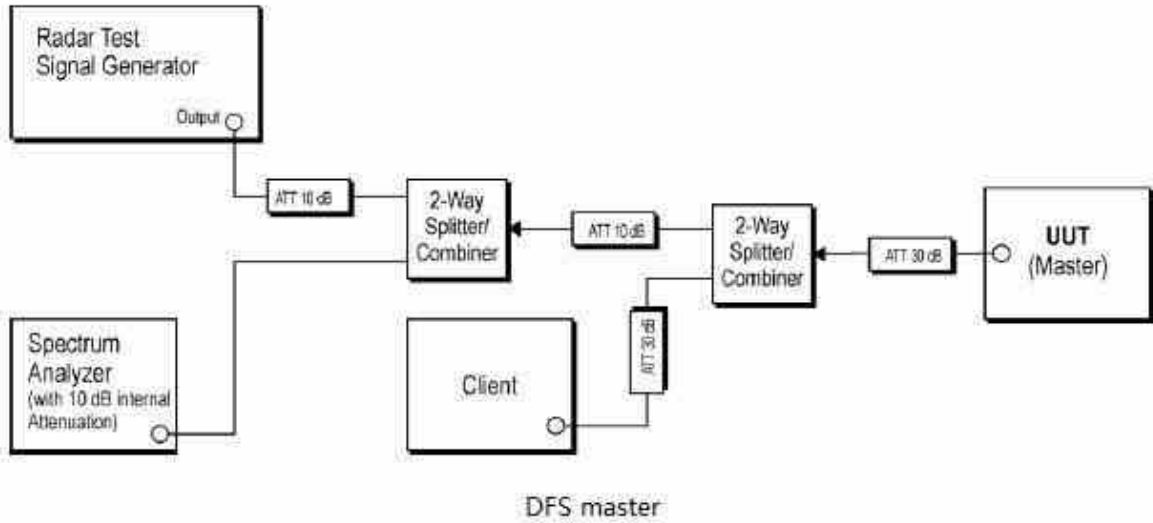
Pretest these modes to find the worst case: f:TX mode (Band 2A)_Keep the EUT in continuously transmitting mode with all modulation types. All data rates for each modulation type have been tested and found the data rate @ 6Mbps is the worst case of IEEE 802.11a; data rate @ MCS0 is the worst case of IEEE 802.11n(HT20); data rate @ MCS0 is the worst case of IEEE 802.11n(HT40); data rate @ MCS0 is the worst case of IEEE 802.11n(HT80); Only the data of worst case is recorded in the report.

g:TX mode (Band 2C)_Keep the EUT in continuously transmitting mode with all modulation types. All data rates for each modulation type have been tested and found the data rate @ 6Mbps is the worst case of IEEE 802.11a; data rate @ MCS0 is the worst case of IEEE 802.11n(HT20); data rate @ MCS0 is the worst case of IEEE 802.11n(HT40) ;data rate @ MCS0 is the worst case of IEEE 802.11n(HT80); Only the data of worst case is recorded in the report.

The worst case for final test: f:TX mode (Band 2A)_Keep the EUT in continuously transmitting mode with all modulation types. All data rates for each modulation type have been tested and found the data rate @ 6Mbps is the worst case of IEEE 802.11a; data rate @ MCS0 is the worst case of IEEE 802.11n(HT20); data rate @ MCS0 is the worst case of IEEE 802.11n(HT40); data rate @ MCS0 is the worst case of IEEE 802.11n(HT80); Only the data of worst case is recorded in the report.

g:TX mode (Band 2C)_Keep the EUT in continuously transmitting mode with all modulation types. All data rates for each modulation type have been tested and found the data rate @ 6Mbps is the worst case of IEEE 802.11a; data rate @ MCS0 is the worst case of IEEE 802.11n(HT20); data rate @ MCS0 is the worst case of IEEE 802.11n(HT40);data rate @ MCS0 is the worst case of IEEE 802.11n(HT80); Only the data of worst case is recorded in the report.

5.10.3.2 Test Setup Diagram





5.10.3.3 Measurement Procedure and Data

- 1) The radar pulse generator is setup to provide a pulse at frequency that the master and client are operating. A type 0 radar pulse with a 1us pulse width and a 1428us PRI is used for the testing.
- 2) The vector signal generator is adjusted to provide the radar burst (18 pulses) at the level of approximately -61dBm at the antenna port of the master device.
- 3) A trigger is provided from the pulse generator to the DFS monitoring system in order to capture the traffic and the occurrence of the radar pulse.
- 4) EUT will associate with the master at channel. The file "iperf.exe" specified by the FCC is streamed from the PC 2 through the master and the client device to the PC 1 and played in full motion video using Media Player Classic Ver. 6.4.8.6 in order to properly load the network for the entire period of the test.
- 5) When radar burst with a level equal to the DFS Detection Threshold +1dB is generated on the operating channel of the U-NII device. At time T0 the radar waveform generator sends a burst of pulse of the radar waveform at Detection Threshold +1dB.
- 6) Observe the transmissions of the EUT at the end of the radar Burst on the Operating Channel. Measure and record the transmissions from the UUT during the observation time (Channel Move Time). One 15 seconds plot is reported for the Short Pulse Radar Type 0. The plot for the Short Pulse Radar Types start at the end of the radar burst. The Channel Move Time will be calculated based on the zoom in 600ms plot of the Short Pulse Radar Type.
- 7) Measurement of the aggregate duration of the Channel Closed Transmission Time method. With the spectrum analyzer set to zero span tuned to the center frequency of the EUT operating channel at the radar simulated frequency, peak detection, and max hold, the dwell time per bin is given by: $Dwell (0.3ms) = S (12000ms) / B (4000)$; where Dwell is the dwell time per spectrum analyzer sampling bin, S is sweep time and B is the number of spectrum analyzer sampling bins. An upper bound of the aggregate duration of the intermittent control signals of Channel Closing Transmission Time is calculated by: $C (ms) = N \times Dwell (0.3ms)$; where C is the Closing Time, N is the number of spectrum analyzer sampling bins (intermittent control signals) showing a U-NII transmission and Dwell is the dwell time per bin.
- 8) Measurement the EUT for more than 30 minutes following the channel move time to verify that no transmission or beacons occur on this channel.

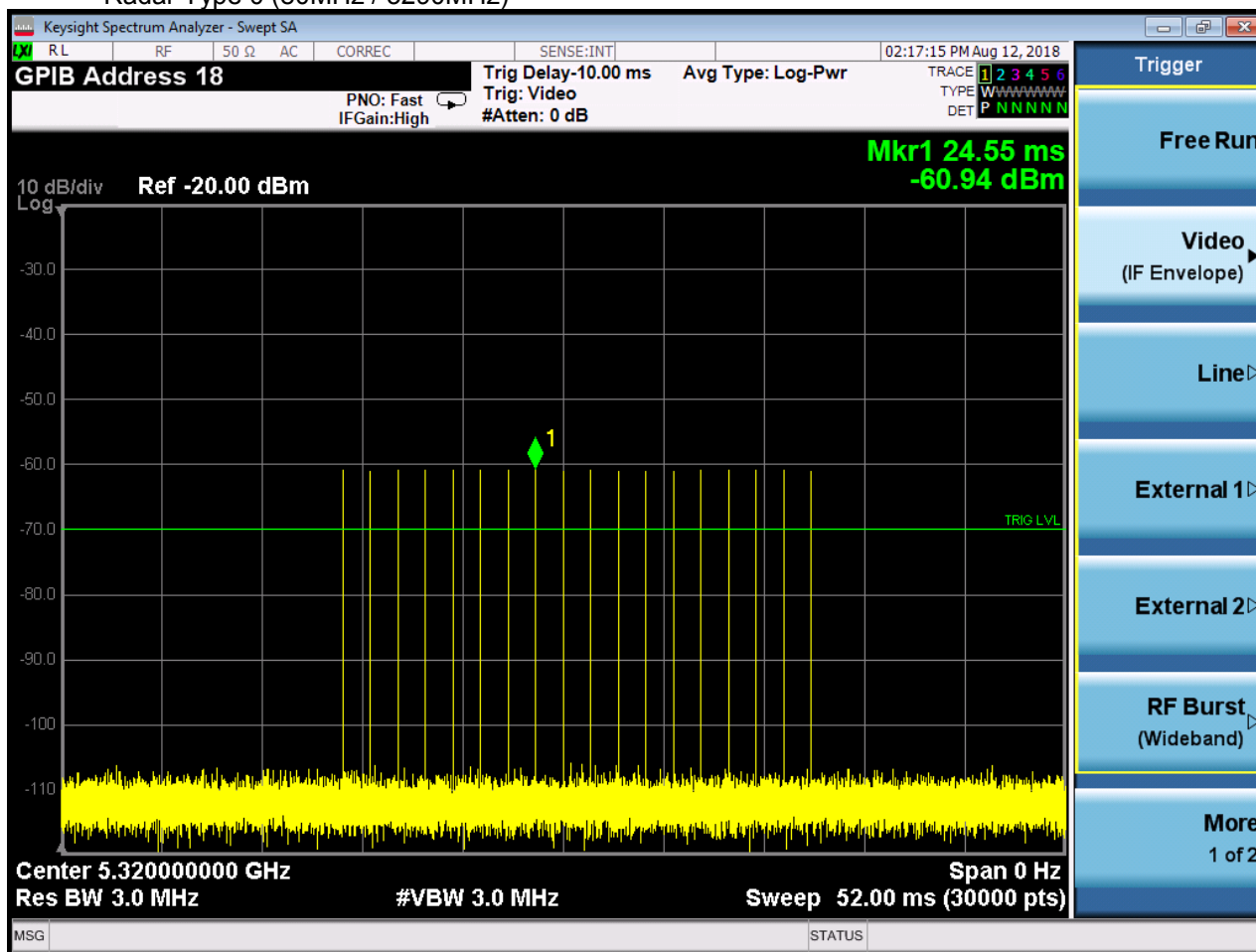
The detailed test data see: Appendix 15.407



5.10.4 Test plots as follows:

5.10.4.1 Radar Waveform Calibration Result

Radar Type 0 (80MHz / 5290MHz)



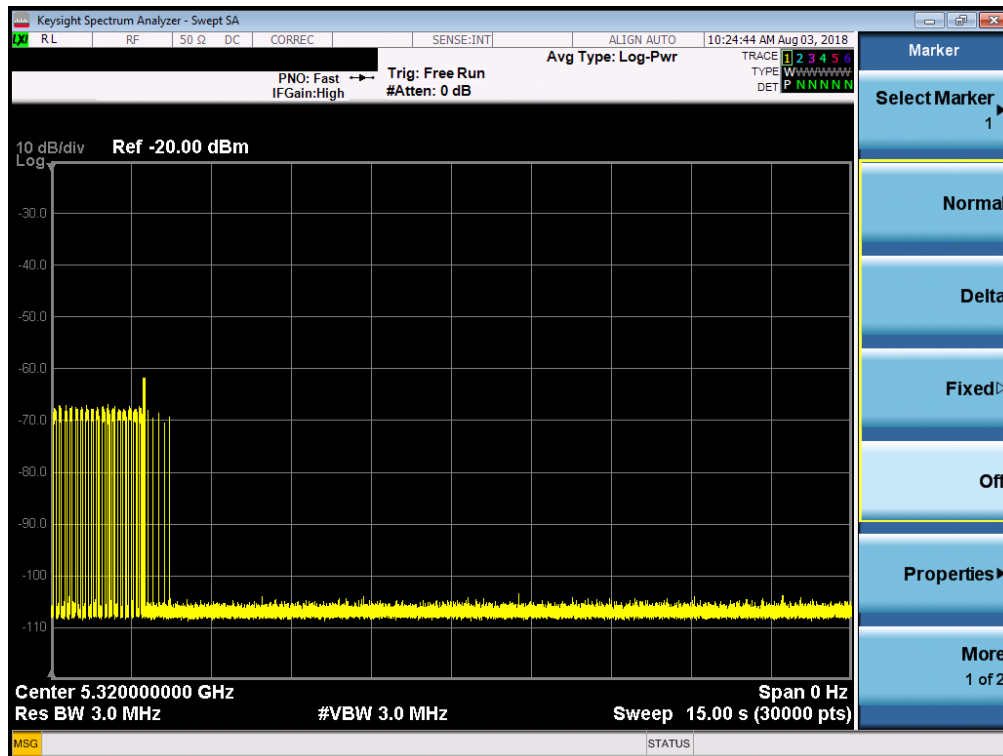


5.10.4.2 Test Data:

BW/Channel	Test Item	Test Result	Limit	Results
20MHz / 5320MHz	Channel Move Time	0.454	< 10s	Pass
	Channel Closing Transmission Time	2.0	< 60ms	Pass
20MHz / 5510MHz	Channel Move Time	0.435	< 10s	Pass
	Channel Closing Transmission Time	3.0	< 60ms	Pass
80MHz / 5290MHz	Channel Move Time	0.481	< 10s	Pass
	Channel Closing Transmission Time	1.5	< 60ms	Pass
160MHz / 5570MHz	Channel Move Time	1.475	< 10s	Pass
	Channel Closing Transmission Time	3.0	< 60ms	Pass

5.10.4.2.1 Test plots as follows:

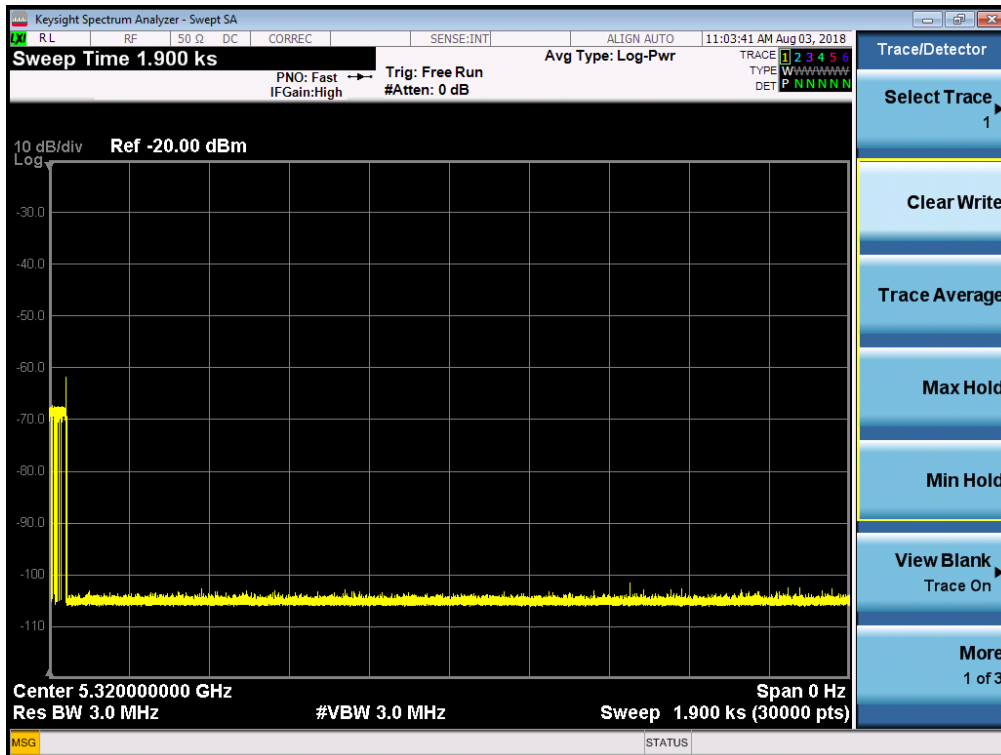
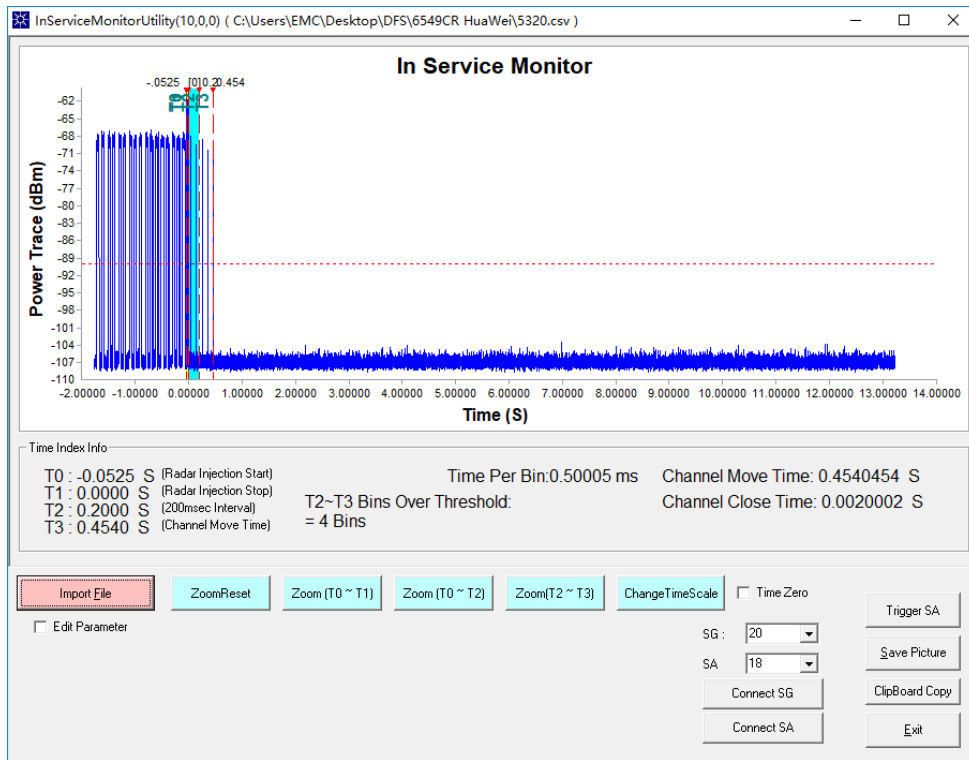
5.10.4.2.1.120MHz / 5320MHz

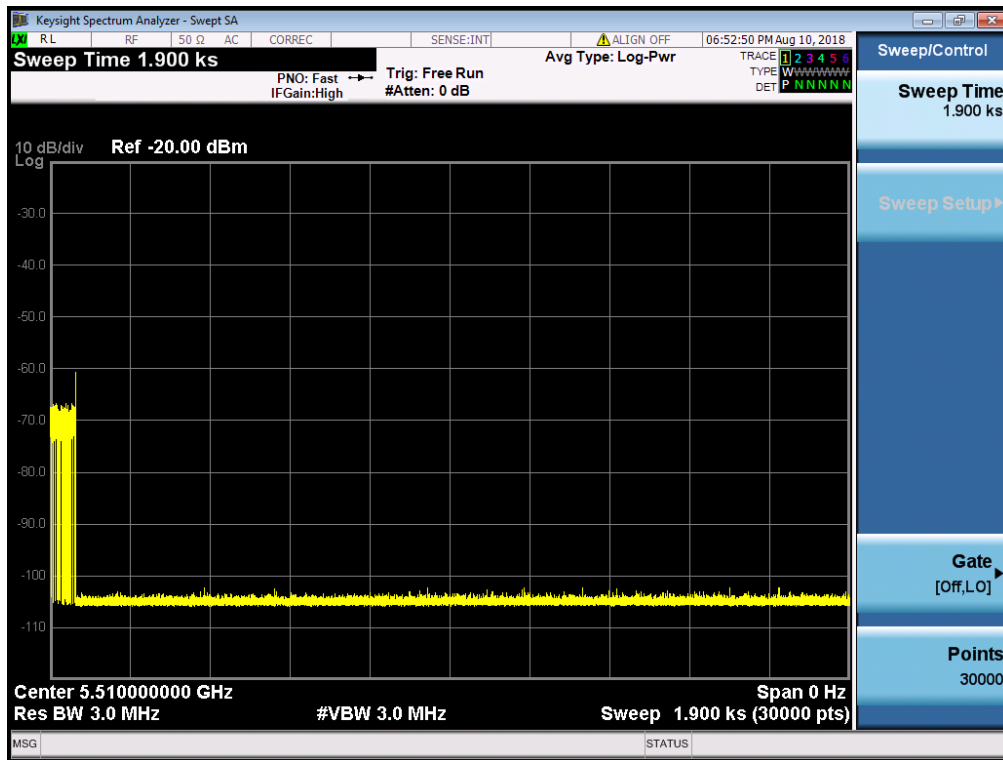




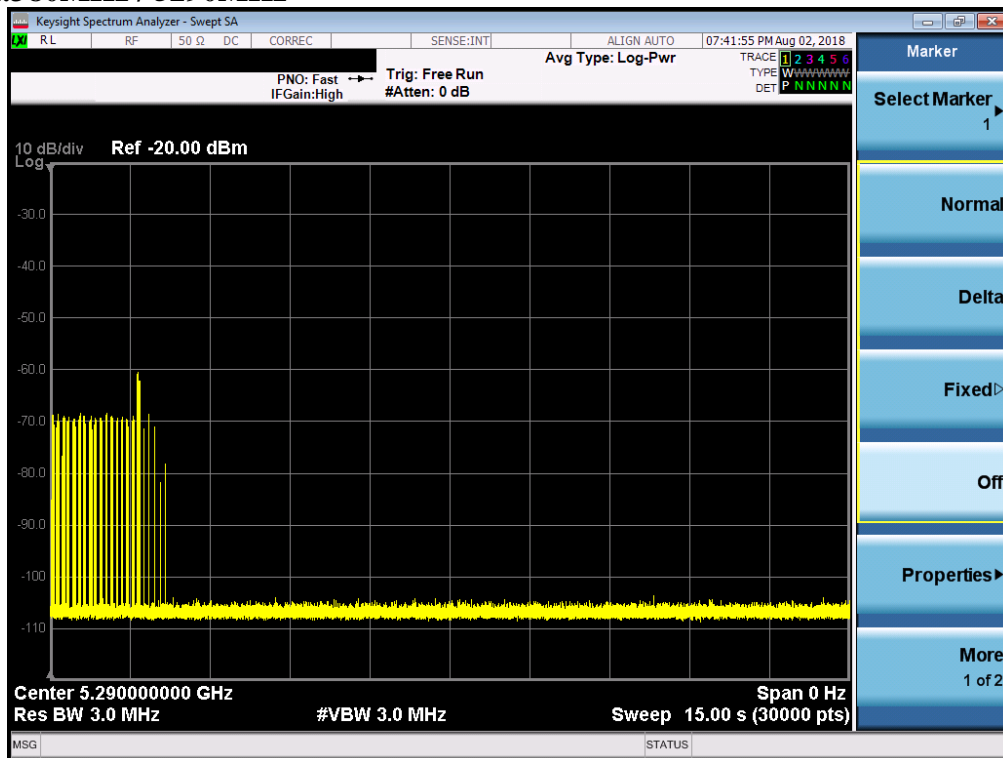
SGS-CSTC Standards Technical Services Co., Ltd. Shenzhen Branch

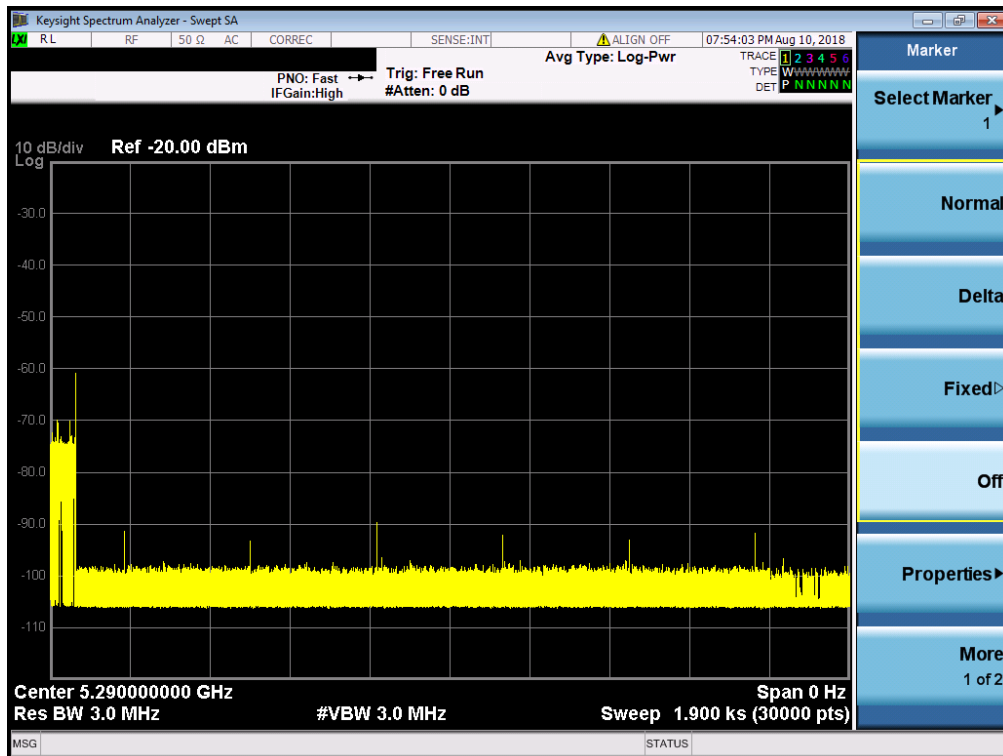
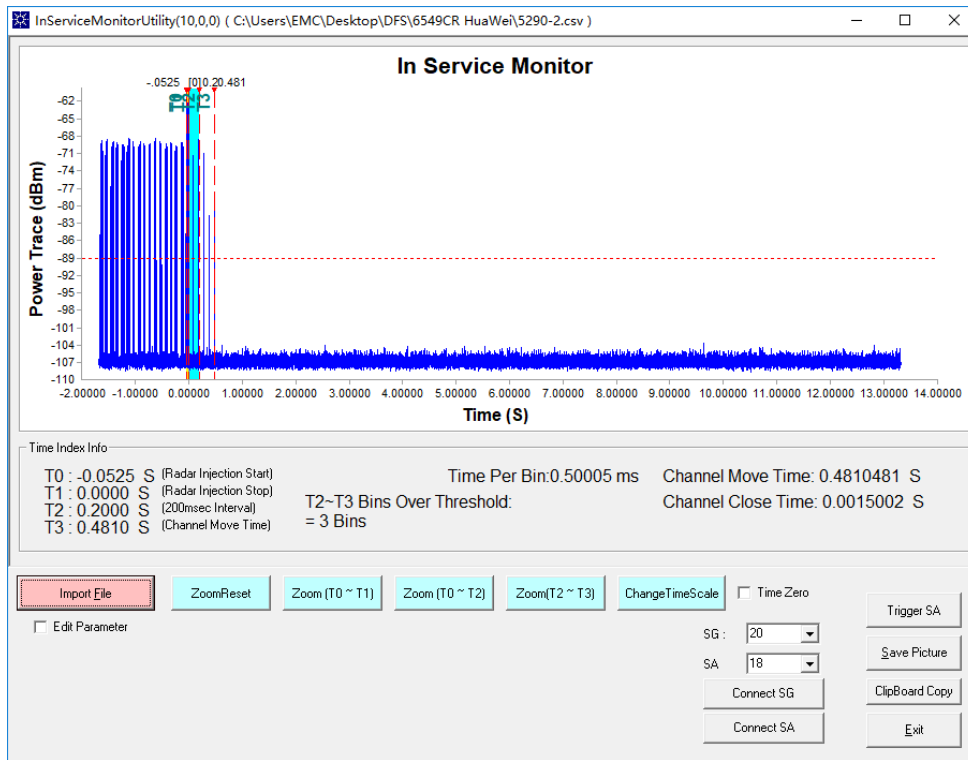
Report No.: SZEM180700654903
Page: 774 of 783





5.10.4.2.1.380MHz / 5290MHz



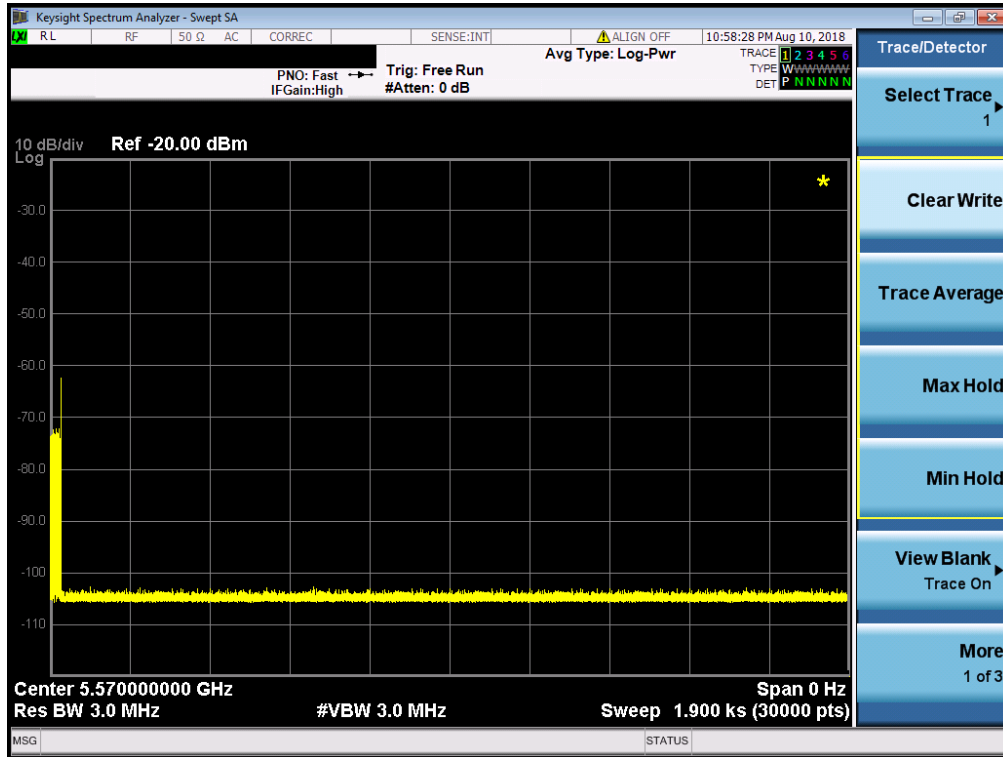




**SGS-CSTC Standards Technical Services Co., Ltd.
Shenzhen Branch**

Report No.: SZEM180700654903

Page: 779 of 783





5.11 Measurement Uncertainty (95% confidence levels, k=2)

No.	Item	Measurement Uncertainty
1	Total RF power, conducted	±0.75dB
2	RF power density, conducted	±2.84dB
3	Spurious emissions, conducted	±0.75dB
4	Radiated Spurious emission test	±4.5dB (30MHz-1GHz)
		±4.8dB (1GHz-25GHz)
5	Conduct emission test	±3.12 dB(9KHz- 30MHz)
6	Temperature test	±1°C
7	Humidity test	±3%
8	DC and low frequency voltages	±0.5%



5.12 Equipment List

Conducted Emission						
Item	Test Equipment	Manufacturer	Model No.	Inventory No.	Cal. Date (yyyy-mm-dd)	Cal. Due date (yyyy-mm-dd)
1	Shielding Room	ZhongYu Electron	GB-88	SEM001-06	2018/03/10	2019/03/09
2	LISN	Rohde & Schwarz	ENV216	SEM007-01	2017/10/09	2018/10/09
3	LISN	ETS-LINDGREN	3816/2	SEM007-02	2018/02/14	2019/02/13
4	8 Line ISN	Fischer Custom Communications Inc.	FCC-TLISN-T8- 02	EMC0120	2017/09/28	2018/09/28
5	4 Line ISN	Fischer Custom Communications Inc.	FCC-TLISN-T4- 02	EMC0121	2017/09/28	2018/09/28
6	2 Line ISN	Fischer Custom Communications Inc.	FCC-TLISN-T2- 02	EMC0122	2017/09/28	2018/09/28
7	EMI Test Receiver	Rohde & Schwarz	ESCI	SEM004-02	2018/02/14	2019/02/13
8	DC Power Supply	Zhao Xin	RXN-305D	SEM011-02	2017/10/09	2018/10/09

RF connected test						
Item	Test Equipment	Manufacturer	Model No.	Inventory No.	Cal. Date (yyyy-mm-dd)	Cal. Due date (yyyy-mm-dd)
1	Dual Output Mobile Communication DC Source	Agilent Technologies Inc	66311B	W009-09	2018/04/28	2019/04/28
2	Signal Analyzer	Rohde & Schwarz	FSV	W025-02	2018/03/13	2019/03/12
3	Signal Generator	Rohde & Schwarz	SML03	SEM006-02	2018/02/14	2019/02/13
4	Power Meter	Rohde & Schwarz	NRVS	SEM014-02	2017/10/09	2018/10/09
5	Power Sensor	Agilent Technologies	U2021XA	SEM009-01	2017/10/09	2018/10/09



**SGS-CSTC Standards Technical Services Co., Ltd.
Shenzhen Branch**

Report No.: SZEM180700654903
Page: 782 of 783

RE in Chamber						
Item	Test Equipment	Manufacturer	Model No.	Inventory No.	Cal. Date (yyyy-mm-dd)	Cal. Due date (yyyy-mm-dd)
1	3m Semi-Anechoic Chamber	ETS-LINDGREN	N/A	SEM001-01	2018/03/10	2019/03/09
2	EMI Test Receiver	Agilent Technologies	N9038A	SEM004-05	2017/10/09	2018/10/09
3	BiConiLog Antenna (26-3000MHz)	ETS-LINDGREN	3142C	SEM003-01	2017/11/01	2020/11/01
4	Double-ridged horn (1-18GHz)	ETS-LINDGREN	3117	SEM003-11	2015/10/17	2018/10/17
5	Horn Antenna (18-26GHz)	ETS-LINDGREN	3160	SEM003-12	2017/11/24	2020/11/24
6	Pre-amplifier (0.1-1300MHz)	Agilent Technologies	8447D	SEM005-01	2018/02/14	2019/02/13
7	Pre-Amplifier (0.1-26.5GHz)	Compliance Directions Systems Inc.	PAP-0126	SEM004-10	2017/10/17	2018/10/17
8	Pre-Amplifier (26GHz-40GHz)	Compliance Directions Systems Inc.	PAP-2640-50	SEM005-08	2018/03/14	2019/03/14
9	Band filter	Amindeon	Asi 3314	SEM023-01	N/A	N/A
10	DC Power Supply	Zhao Xin	RXN-305D	SEM011-02	2017/10/09	2018/10/09
11	Loop Antenna	Beijing Daze	ZN30401	SEM003-09	2018/03/10	2019/03/09

RE in Chamber						
Item	Test Equipment	Manufacturer	Model No.	Inventory No.	Cal. Date (yyyy-mm-dd)	Cal. Due date (yyyy-mm-dd)
1	10m Semi-Anechoic Chamber	SAEMC	FSAC1018	SEM001-03	2018/03/10	2019/03/09
2	EMI Test Receiver (9k-7GHz)	Rohde & Schwarz	ESR	SEM004-03	2018/02/14	2019/02/13
3	Trilog-Broadband Antenna (30M-1GHz)	Schwarzbeck	VULB9168	SEM003-18	2016/06/29	2019/06/29
4	Pre-amplifier	Sonoma Instrument Co	310N	SEM005-03	2018/04/28	2019/04/28
5	.Loop Antenna	ETS-Lindgren	6502	SEM003-08	2018/08/14	2021/08/14



RE in Chamber						
Item	Test Equipment	Manufacturer	Model No.	Inventory No.	Cal. Date (yyyy-mm-dd)	Cal. Due date (yyyy-mm-dd)
1	3m Semi-Anechoic Chamber	AUDIX	N/A	SEM001-02	20180/3/10	2019/03/09
2	EXA Spectrum Analyzer	Agilent Technologies Inc	N9010A	SEM004-09	2018/06/18	2019/06/17
3	BiConiLog Antenna (26-3000MHz)	ETS-Lindgren	3142C	SEM003-02	2017/11/15	2020/11/15
4	Amplifier (0.1-1300MHz)	HP	8447D	SEM005-02	2017/10/09	2018/10/09
5	Horn Antenna (1-18GHz)	Rohde & Schwarz	HF907	SEM003-07	2018/05/14	2020/05/13
6	Horn Antenna (18-26GHz)	ETS-Lindgren	3160	SEM003-12	2017/11/24	2020/11/24
7	HornAntenna (26GHz-40GHz)	A.H.Systems, inc.	SAS-573	SEM003-13	2017/10/17	2020/10/16
8	Low Noise Amplifier	Black Diamond Series	BDLNA-0118-352810	SEM005-05	2017/10/09	2018/10/09
9	Pre-amplifier (0.1-1300MHz)	Agilent Technologies	8447D	SEM005-01	2018/02/14	2019/02/13
10	Pre-Amplifier (0.1-26.5GHz)	Compliance Directions Systems Inc.	PAP-0126	SEM004-10	2017/10/17	2018/10/17
11	Pre-Amplifier (26GHz-40GHz)	Compliance Directions Systems Inc.	PAP-2640-50	SEM005-08	2018/03/14	2019/03/14
12	Band filter	Amindeon	Asi 3314	SEM023-01	N/A	N/A

6 Photographs - EUT Test Setup Details

Refer to Appendix A - Photographs of EUT Test Setup Details for SZEM1807006549RG.

The End